



# Monthly Treasury Statement

of Receipts and Outlays  
of the United States Government

For Fiscal Year 2013 Through **December 31, 2012**, and Other Periods

## Highlight

This issue includes the semi-annual interest payment to trust funds investing in Government securities.

### Receipts, Outlays, and Surplus/Deficit for December 2012

[ \$billions ]



### Receipts, Outlays, and Surplus/Deficit through Fiscal Year 2013

[ \$billions ]



Compiled and Published by

Department of the Treasury  
**Financial Management Service**



The following page replaces page 2 of the December 2012 *Monthly Treasury Statement*.  
The corrected amounts are highlighted in yellow. February 5, 2013

Contents			
Summary	page 2	Receipts/outlays by month	page 32
Receipts	page 6	Federal trust funds/securities	page 34
Outlays	page 7	Receipts by source/outlays by function	page 34
Means of financing	page 20	Explanatory notes	page 35

## Introduction

The *Monthly Treasury Statement of Receipts and Outlays of the United States Government (MTS)* is prepared by the Financial Management Service, Department of the Treasury, and after approval by the Fiscal Assistant Secretary of the Treasury; is normally released on the 8th workday of the month following the reporting month. The publication is based on data provided by Federal entities, disbursing officers, and Federal Reserve banks.

### AUDIENCE

The *MTS* is published to meet the needs of those responsible for or interested in the cash position of the Treasury, those who are responsible or interested in the Government's budget results; and individuals and businesses whose operations depend upon or are related to the Government's financial operations.

### DISCLOSURE STATEMENT

This statement summarizes the financial activities of the Federal Government and off-budget Federal entities conducted in accordance with the Budget of the U.S. Government, i.e., receipts and outlays of funds, the surplus or deficit, and the means of financing the deficit or disposing of the surplus. Information is presented on a modified cash basis; receipts are accounted for on the basis of collections; refunds of receipts are treated as deductions from gross receipts; revolving and

management fund receipts, reimbursements and refunds of monies previously expended are treated as deductions from gross outlays; and interest on the public debt (public issues) is recognized on the accrual basis. Major information sources include accounting data reported by Federal entities, disbursing officers, and Federal Reserve banks.

### TRIAD OF PUBLICATIONS

The *MTS* is part of a triad of Treasury financial reports. The *Daily Treasury Statement* is published each working day of the Federal Government. It provides data on the cash and debt operations of the Treasury based upon reporting of the Treasury account balances by Federal Reserve banks. The *MTS* is a report of Government receipts and outlays, based on agency reporting. The *Combined Statement of Receipts, Outlays, and Balances of the United States Government* is the official publication of the detailed receipts and outlays of the Government. It is published annually in accordance with legislative mandates given to the Secretary of the Treasury.

### DATA SOURCES AND INFORMATION

The Explanatory Notes section of this publication provides information concerning the flow of data into the *MTS* and sources of information relevant to the *MTS*.

**Table 1. Summary of Receipts, Outlays, and the Deficit/Surplus of the U.S. Government, Fiscal Years 2012 and 2013, by Month**

Period	[\$ millions]		
	Receipts	Outlays	Deficit/Surplus (-)
<b>FY 2012</b>			
October.....	163,072	261,539	98,466
November.....	152,402	289,704	137,302
December.....	239,963	325,930	85,967
January.....	234,319	261,726	27,407
February.....	103,413	335,090	231,677
March.....	171,215	369,372	198,157
April.....	318,807	259,690	-59,117
May.....	180,713	305,348	124,636
June.....	260,177	319,919	59,741
July.....	184,585	254,190	69,604
August.....	178,860	369,393	190,533
September.....	261,566	186,386	-75,180
<b>Year-to-Date.....</b>	<b>2,449,093</b>	<b>3,538,286</b>	<b>1,089,193</b>
<b>FY 2013</b>			
October.....	184,316	304,311	119,995
November.....	161,730	333,841	172,112
December.....	269,508	270,699	1,191
<b>Year-to-Date.....</b>	<b>615,553</b>	<b>908,851</b>	<b>293,298</b>

Note: Details may not add to totals due to rounding.

The following page replaces page 3 of the December 2012 *Monthly Treasury Statement*.  
 The corrected amounts are highlighted in yellow. February 5, 2013

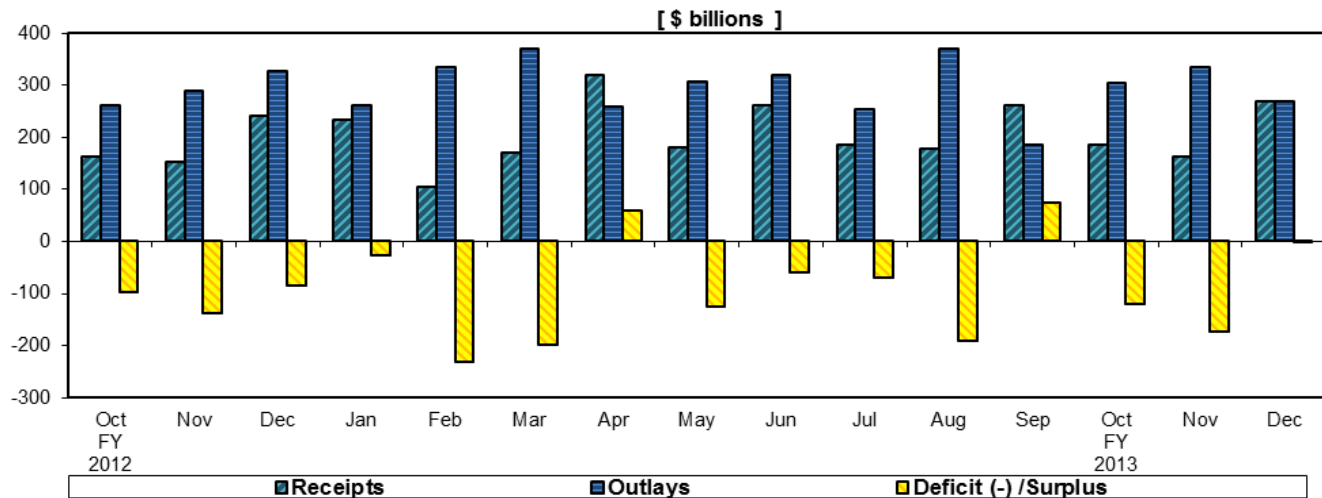
**Table 2. Summary of Budget and Off-Budget Results and Financing of the U.S. Government, December 2012 and Other Periods**

Classification	[\$ millions]				
	This Month	Current Fiscal Year to Date	Budget Estimates Full Fiscal Year <sup>1</sup>	Prior Fiscal Year to Date (2012)	Budget Estimates Next Fiscal Year (2014) <sup>1</sup>
Total On-Budget and Off-Budget Results:					
Total Receipts.....	269,508	615,553	2,763,612	555,437	3,168,687
On-Budget Receipts.....	230,049	492,775	2,090,539	436,026	2,428,004
Off-Budget Receipts.....	39,459	122,778	673,073	119,411	740,683
Total Outlays.....	270,699	908,851	3,754,169	877,173	3,830,118
On-Budget Outlays.....	267,740	802,677	3,122,304	781,923	3,117,002
Off-Budget Outlays.....	2,959	106,174	631,865	95,249	713,116
Total Surplus (+) or Deficit (-).....	-1,191	-293,298	-990,557	-321,735	-661,431
On-Budget Surplus (+) or Deficit (-).....	-37,691	-309,901	-1,031,765	-345,897	-688,998
Off-Budget Surplus (+) or Deficit (-).....	+36,500	+16,603	+41,208	+24,162	+27,567
Total On-Budget and Off-Budget Financing.....	1,191	293,298	990,557	321,735	661,431
Means of Financing:					
Borrowing from the Public.....	29,338	313,891	1,158,108	325,965	803,324
Reduction of Operating Cash, Increase (-).....	-43,774	-7,275	.....	-27,647	.....
By Other Means.....	15,627	-13,318	-167,551	23,417	-141,893

<sup>1</sup>These estimates are based on the *FY 2013 Mid-Session Review*, released by the Office of Management and Budget on July 27, 2012.  
 ... No Transactions

Note: Details may not add to totals due to rounding.

**Figure 1. Monthly Receipts, Outlays, and Budget Deficit/Surplus of the U.S. Government, Fiscal Years 2012 and 2013**



**Figure 2. Cumulative Monthly Receipts, Outlays, and Budget Deficit/Surplus of the U.S. Government, Fiscal Years 2012 and 2013**

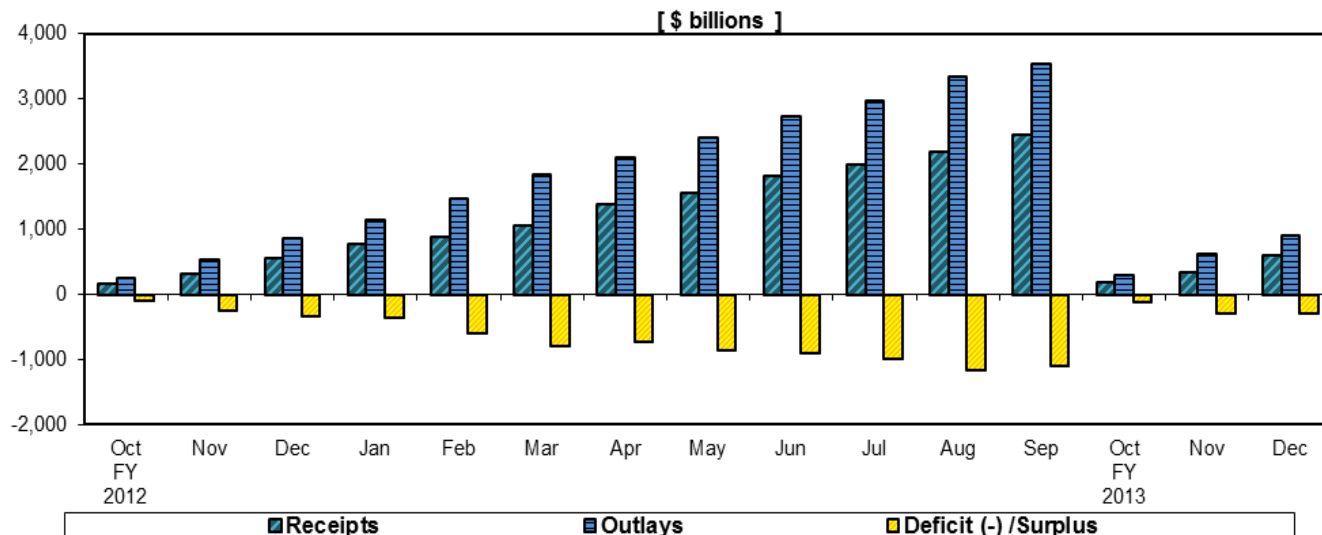


Figure 3. Monthly Receipts of the U.S. Government, by Source, Fiscal Years 2012 and 2013

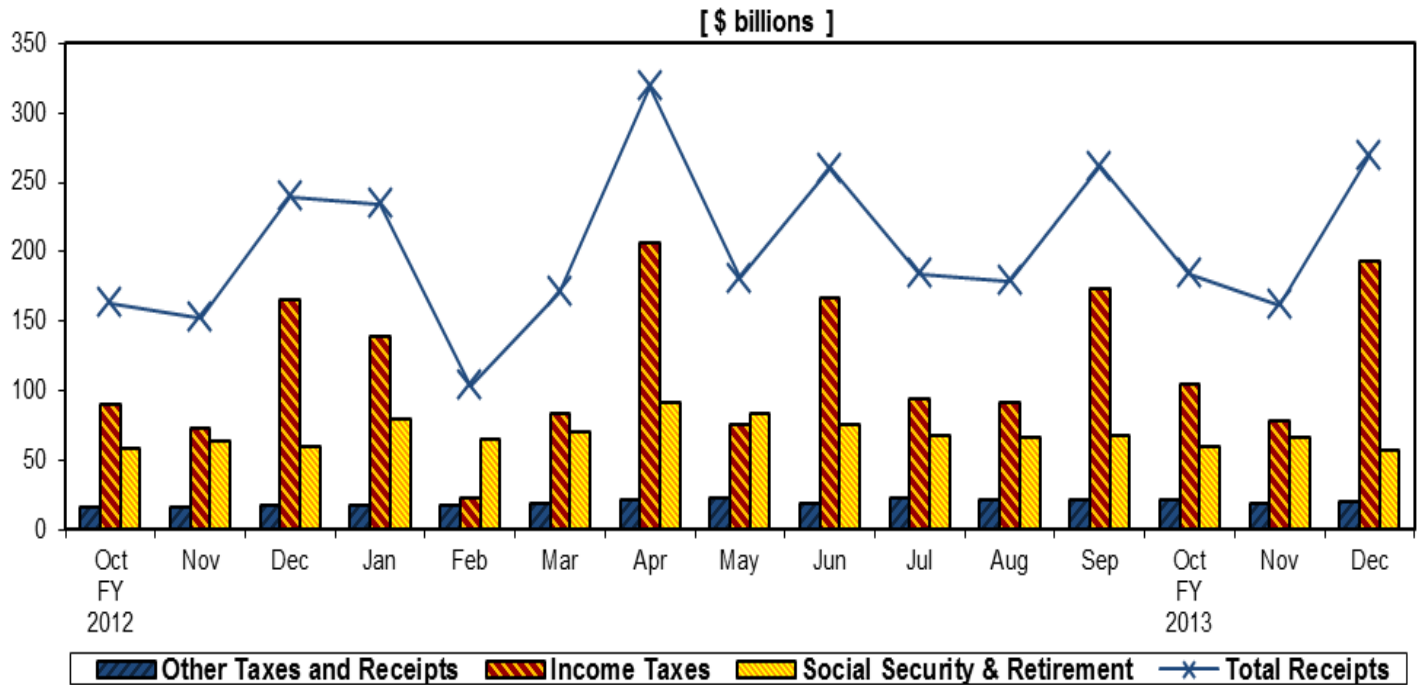
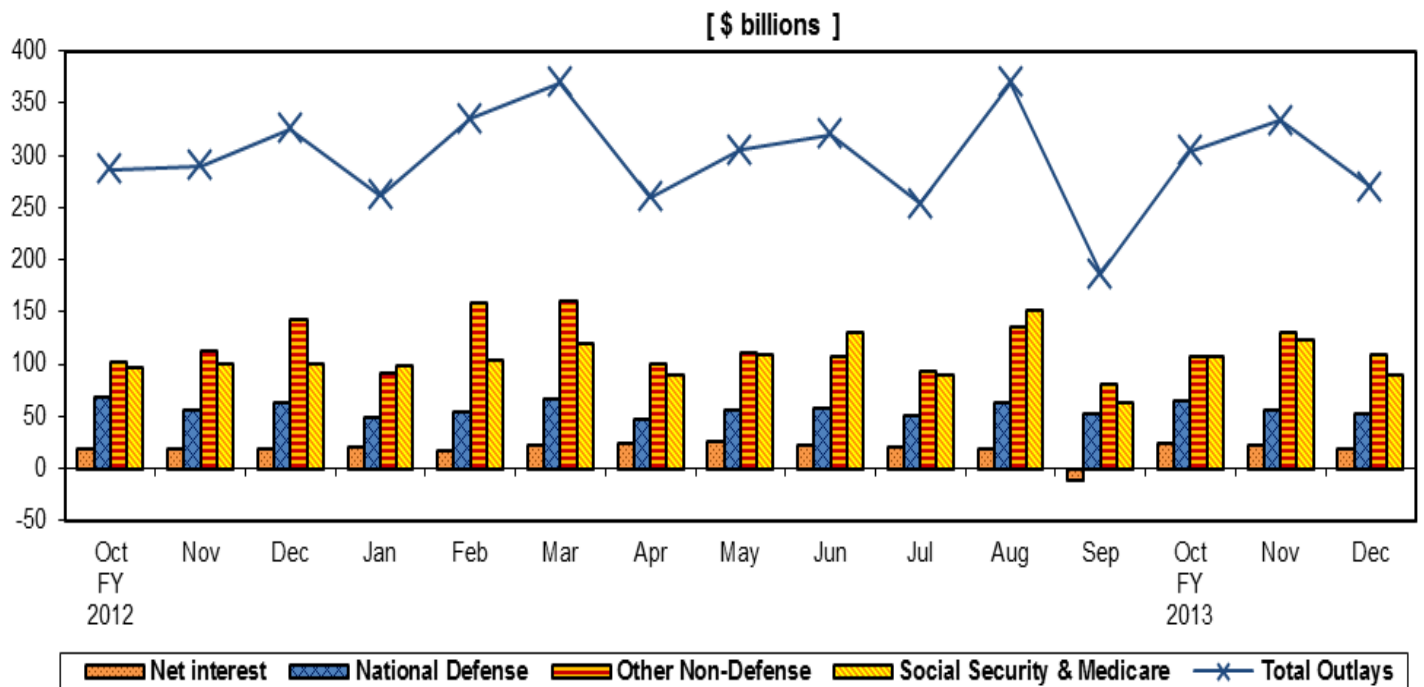


Figure 4. Monthly Outlays of the U.S. Government, by Function, Fiscal Years 2012 and 2013



**The following page replaces page 5 of the December 2012 *Monthly Treasury Statement*.  
The corrected amounts are highlighted in yellow. February 5, 2013**

**Table 3. Summary of Receipts and Outlays of the U.S. Government, December 2012 and Other Periods**

Classification	[\$ millions]			
	This Month	Current Fiscal Year to Date	Comparable Prior Period Year to Date	Budget Estimates Full Fiscal Year <sup>1</sup>
<b>Budget Receipts</b>				
Individual Income Taxes .....	135,331	312,398	270,370	1,291,775
Corporation Income Taxes .....	57,670	62,508	55,613	294,102
Social Insurance and Retirement Receipts:				
Employment and General Retirement (Off-Budget) .....	39,459	122,778	119,411	673,073
Employment and General Retirement (On-Budget) .....	16,466	49,367	48,310	211,842
Unemployment Insurance .....	645	8,225	11,333	57,039
Other Retirement .....	292	918	959	5,190
Excise Taxes .....	6,559	20,069	17,798	85,616
Estate and Gift Taxes .....	1,178	3,215	2,991	13,199
Customs Duties .....	2,460	8,063	7,687	33,000
Miscellaneous Receipts .....	9,447	28,013	20,965	98,776
<b>Total Receipts .....</b>	<b>269,508</b>	<b>615,553</b>	<b>555,437</b>	<b>2,763,612</b>
(On-Budget) .....	<b>230,049</b>	<b>492,775</b>	<b>436,026</b>	<b>2,090,539</b>
(Off-Budget) .....	<b>39,459</b>	<b>122,778</b>	<b>119,411</b>	<b>673,073</b>
<b>Budget Outlays</b>				
Legislative Branch .....	354	1,168	1,191	4,903
Judicial Branch .....	563	1,758	1,704	7,717
Department of Agriculture .....	16,363	52,485	43,078	153,541
Department of Commerce .....	811	2,558	2,771	10,158
Department of Defense-Military Programs .....	50,140	166,472	172,270	647,278
Department of Education .....	6,054	15,628	17,141	105,153
Department of Energy .....	2,451	7,197	9,051	34,725
Department of Health and Human Services .....	55,529	222,158	195,356	921,063
Department of Homeland Security .....	5,613	15,823	14,334	55,880
Department of Housing and Urban Development .....	3,006	8,525	12,191	46,249
Department of the Interior .....	913	932	3,245	13,577
Department of Justice .....	1,431	7,485	8,198	36,430
Department of Labor .....	7,648	20,791	27,181	86,051
Department of State .....	2,186	7,075	7,580	31,942
Department of Transportation .....	6,708	19,992	20,748	100,357
Department of the Treasury:				
Interest on Treasury Debt Securities (Gross) .....	95,737	133,728	147,595	445,729
Other .....	2,065	9,521	21,778	76,631
Department of Veterans Affairs .....	10,628	37,835	30,503	140,150
Corps of Engineers .....	672	2,094	2,318	7,009
Other Defense Civil Programs .....	5,254	19,129	13,489	57,266
Environmental Protection Agency .....	835	2,516	2,425	8,937
Executive Office of the President .....	31	87	91	405
General Services Administration .....	63	-108	456	844
International Assistance Program .....	1,624	4,913	6,103	25,794
National Aeronautics and Space Administration .....	1,846	4,577	4,424	17,651
National Science Foundation .....	669	1,913	1,716	7,988
Office of Personnel Management .....	6,390	20,747	18,978	92,827
Small Business Administration .....	101	290	310	1,382
Social Security Administration .....	71,118	214,695	197,345	873,357
Other Independent Agencies .....	2,039	9,679	12,475	5,342
Allowances .....	.....	.....	.....	1,563
Undistributed Offsetting Receipts:				
Interest .....	-75,680	-65,961	-84,351	-168,593
Other .....	-8,333	-36,851	-34,521	-95,137
<b>Total Outlays .....</b>	<b>270,699</b>	<b>908,851</b>	<b>877,173</b>	<b>3,754,169</b>
(On-Budget) .....	<b>267,740</b>	<b>802,677</b>	<b>781,923</b>	<b>3,122,304</b>
(Off-Budget) .....	<b>2,959</b>	<b>106,175</b>	<b>95,249</b>	<b>631,865</b>
<b>Surplus (+) or Deficit (-) .....</b>	<b>-1,191</b>	<b>-293,298</b>	<b>-321,735</b>	<b>-990,557</b>
(On-Budget) .....	<b>-37,691</b>	<b>-309,901</b>	<b>-345,897</b>	<b>-1,031,765</b>
(Off-Budget) .....	<b>+36,500</b>	<b>+16,603</b>	<b>+24,162</b>	<b>+41,208</b>

<sup>1</sup>These estimates are based on the *FY 2013 Mid-Session Review*, released by the Office of Management and Budget on July 27, 2012.

Note: Details may not add to totals due to rounding.

... No Transactions

The following page replaces page 6 of the December 2012 *Monthly Treasury Statement*.  
The corrected amounts are highlighted in yellow. February 5, 2013

**Table 4. Receipts of the U.S. Government, December 2012 and Other Periods**

Classification	This Month			Current Fiscal Year to Date			Prior Fiscal Year to Date		
	Gross Receipts	Refunds (Deduct)	Receipts	Gross Receipts	Refunds (Deduct)	Receipts	Gross Receipts	Refunds (Deduct)	Receipts
<b>Individual Income Taxes:</b>									
Withheld.....	128,078			302,353			258,781		
Presidential Election Campaign Fund.....	(**)			2			2		
Other.....	9,657			29,344			30,261		
<b>Total--Individual Income Taxes.....</b>	<b>137,736</b>	<b>2,404</b>	<b>135,331</b>	<b>331,699</b>	<b>19,302</b>	<b>312,398</b>	<b>289,044</b>	<b>18,674</b>	<b>270,370</b>
<b>Corporation Income Taxes.....</b>	<b>60,877</b>	<b>3,207</b>	<b>57,670</b>	<b>74,579</b>	<b>12,071</b>	<b>62,508</b>	<b>68,264</b>	<b>12,651</b>	<b>55,613</b>
<b>Social Insurance and Retirement Receipts:</b>									
Employment and General Retirement:									
Federal Old-Age and Survivors Ins. Trust Fund:									
Federal Insurance Contributions Act Taxes.....	139,052		39,052	110,004		110,004	107,188		107,188
Self-Employment Contributions Act Taxes.....	1330		330	600		600	574		574
Adjustments Attributable to Prior Years.....	-5,648		-5,648	-5,648		-5,648	-5,690		-5,690
<b>Total--FOASI Trust Fund.....</b>	<b>33,734</b>		<b>33,734</b>	<b>104,956</b>		<b>104,956</b>	<b>102,072</b>		<b>102,072</b>
Federal Disability Insurance Trust Fund:									
Federal Insurance Contributions Act Taxes.....	6,633		6,633	18,685		18,685	18,207		18,207
Self-Employment Contributions Act Taxes.....	56		56	101		101	97		97
Adjustments Attributable to Prior Years.....	-964		-964	-964		-964	-965		-965
<b>Total--FDI Trust Fund.....</b>	<b>5,725</b>		<b>5,725</b>	<b>17,822</b>		<b>17,822</b>	<b>17,339</b>		<b>17,339</b>
Federal Hospital Insurance Trust Fund:									
Federal Insurance Contributions Act Taxes.....	117,795		17,795	49,642		49,642	47,913		47,913
Self-Employment Contributions Act Taxes.....	180		180	324		324	308		308
Adjustments Attributable to Prior Years.....	-1,837		-1,837	-1,837		-1,837	-1,001		-1,001
<b>Total--FHI Trust Fund.....</b>	<b>16,138</b>		<b>16,138</b>	<b>48,129</b>		<b>48,129</b>	<b>47,220</b>		<b>47,220</b>
Railroad Retirement :									
Rail Pension and Supplemental Annuity.....	200	28	172	654	28	626	530	1	529
Social Security Equivalent Account.....	187	30	157	641	30	612	561	1	561
<b>Total--Employment and General Retirement.....</b>	<b>55,983</b>	<b>58</b>	<b>55,925</b>	<b>172,202</b>	<b>58</b>	<b>172,145</b>	<b>167,722</b>	<b>1</b>	<b>167,721</b>
Unemployment Insurance:									
Deposits by States.....	603		603	7,593		7,593	10,683		10,683
Federal Unemployment Tax Act Taxes.....	46	4	42	598	13	585	600	9	591
Railroad Unemployment Taxes.....	(**)		(**)	46		46	59		59
<b>Total--Unemployment Insurance.....</b>	<b>649</b>	<b>4</b>	<b>645</b>	<b>8,238</b>	<b>13</b>	<b>8,225</b>	<b>11,342</b>	<b>9</b>	<b>11,333</b>
Other Retirement:									
Federal Employees Retirement - Employee Share.....	289		289	911		911	952		952
Non-Federal Employees Retirement.....	3		3	7		7	7		7
<b>Total--Other Retirement.....</b>	<b>292</b>		<b>292</b>	<b>918</b>		<b>918</b>	<b>959</b>		<b>959</b>
<b>Total--Social Insurance and Retirement Receipts.....</b>	<b>56,924</b>	<b>62</b>	<b>56,862</b>	<b>181,358</b>	<b>71</b>	<b>181,287</b>	<b>180,023</b>	<b>10</b>	<b>180,013</b>
<b>Excise Taxes:</b>									
Miscellaneous Excise Taxes.....	1,845	34	1,811	9,684	387	9,297	7,549	543	7,006
Airport and Airway Trust Fund.....	1,129		1,129	2,543		2,543	2,371		2,371
Highway Trust Fund.....	3,560		3,560	8,095		8,095	8,294		8,294
Black Lung Disability Trust Fund.....	59		59	135		135	127		127
<b>Total--Excise Taxes.....</b>	<b>6,593</b>	<b>34</b>	<b>6,559</b>	<b>20,457</b>	<b>387</b>	<b>20,069</b>	<b>18,341</b>	<b>543</b>	<b>17,798</b>
<b>Estate and Gift Taxes.....</b>	<b>1,215</b>	<b>37</b>	<b>1,178</b>	<b>3,392</b>	<b>177</b>	<b>3,215</b>	<b>3,107</b>	<b>116</b>	<b>2,991</b>
<b>Customs Duties.....</b>	<b>2,576</b>	<b>116</b>	<b>2,460</b>	<b>8,409</b>	<b>345</b>	<b>8,063</b>	<b>8,254</b>	<b>567</b>	<b>7,687</b>
<b>Miscellaneous Receipts:</b>									
Deposits of Earnings by Federal Reserve Banks.....	7,119		7,119	21,808		21,808	15,855		15,855
Universal Service Fund.....	854		854	2,535		2,535	2,281		2,281
All Other.....	1,474	(**)	1,474	3,673	4	3,669	2,837	7	2,829
<b>Total -- Miscellaneous Receipts.....</b>	<b>9,447</b>	<b>(**)</b>	<b>9,447</b>	<b>28,017</b>	<b>4</b>	<b>28,013</b>	<b>20,973</b>	<b>7</b>	<b>20,965</b>
<b>Total -- Receipts.....</b>	<b>275,368</b>	<b>5,860</b>	<b>269,508</b>	<b>647,910</b>	<b>32,357</b>	<b>615,553</b>	<b>588,006</b>	<b>32,568</b>	<b>555,437</b>
<b>Total -- On-Budget.....</b>	<b>235,909</b>	<b>5,860</b>	<b>230,049</b>	<b>525,132</b>	<b>32,357</b>	<b>492,775</b>	<b>468,594</b>	<b>32,568</b>	<b>436,026</b>
<b>Total -- Off-Budget.....</b>	<b>39,459</b>		<b>39,459</b>	<b>122,778</b>		<b>122,778</b>	<b>119,411</b>		<b>119,411</b>

<sup>1</sup>In accordance with the Social Security Act as amended: "Individual income taxes, Withheld" have been increased and "Federal Insurance Contribution Act Taxes" correspondingly decreased by \$7,800 million to correct estimates for the quarter ending December, 2011. "Individual income taxes, Other" have been increased and "Self-Employment Contribution Act Taxes" correspondingly decreased by \$649 million to correct estimates for calendar year 2010 and prior.

... No Transactions  
(\*\*) Less than \$500,000  
Note: Details may not add to totals due to rounding.

The following pages replace pages 7 and 12-19 of the December 2012 *Monthly Treasury Statement*.  
The corrected amounts are highlighted in yellow. February 5, 2013

**Table 5. Outlays of the U.S. Government, December 2012 and Other Periods**

Classification	[\$ millions]								
	This Month			Current Fiscal Year to Date			Prior Fiscal Year to Date		
	Gross Outlays	Applicable Receipts	Outlays	Gross Outlays	Applicable Receipts	Outlays	Gross Outlays	Applicable Receipts	Outlays
<b>Legislative Branch:</b>									
Senate .....	67	(**)	67	218	1	218	232	1	231
House of Representatives.....	119	(**)	119	339	(**)	339	368	1	367
Joint Items .....	1	.....	1	4	.....	4	4	.....	4
Capitol Police.....	25	.....	25	91	.....	91	87	.....	87
Congressional Budget Office.....	3	.....	3	11	.....	11	12	.....	12
Architect of the Capitol.....	46	(**)	45	148	1	147	139	1	138
Library of Congress .....	53	1	53	176	2	173	185	2	183
Government Printing Office.....	1	.....	1	39	.....	39	6	.....	6
Government Accountability Office.....	33	.....	33	124	.....	124	141	.....	141
United States Tax Court.....	5	.....	5	12	.....	12	12	.....	12
Other Legislative Branch Agencies.....	5	.....	5	20	.....	20	27	.....	27
Proprietary Receipts from the Public.....	.....	3	-3	.....	5	-5	.....	6	-6
Intrabudgetary Transaction.....	(**)	.....	(**)	-5	.....	-5	-10	.....	-10
<b>Total--Legislative Branch.....</b>	<b>359</b>	<b>5</b>	<b>354</b>	<b>1,177</b>	<b>10</b>	<b>1,168</b>	<b>1,201</b>	<b>11</b>	<b>1,191</b>
<b>Judicial Branch:</b>									
Supreme Court of the United States .....	8	.....	8	21	.....	21	21	.....	21
Courts of Appeals, District Courts, and Other Judicial Services.....	533	.....	533	1,758	.....	1,758	1,699	.....	1,699
Other .....	25	.....	25	101	.....	101	56	.....	56
Proprietary Receipts from the Public.....	.....	3	-3	.....	37	-37	.....	29	-29
Intrabudgetary Transactions .....	(**)	.....	(**)	-85	.....	-85	-43	.....	-43
<b>Total--Judicial Branch.....</b>	<b>565</b>	<b>3</b>	<b>563</b>	<b>1,795</b>	<b>37</b>	<b>1,758</b>	<b>1,733</b>	<b>29</b>	<b>1,704</b>
<b>Department of Agriculture:</b>									
Agricultural Research Service.....	68	.....	68	285	.....	285	310	.....	310
National Institute of Food and Agriculture: Research and Education Activities.....	51	.....	51	164	.....	164	189	.....	189
Extension Activities.....	25	.....	25	80	.....	80	127	.....	127
Other .....	9	.....	9	28	.....	28	21	.....	21
Animal and Plant Health Inspection Service .....	87	.....	87	267	.....	267	271	.....	271
Food Safety and Inspection Service .....	79	.....	79	289	.....	289	269	.....	269
Agricultural Marketing Service .....	108	.....	108	351	.....	351	274	.....	274
Risk Management Agency: Administrative and Operating Expenses.....	7	.....	7	21	.....	21	20	.....	20
Federal Crop Insurance Corporation Fund.....	3,264	1	3,263	8,738	1,147	7,590	4,179	2,909	1,271
Farm Service Agency: Salaries and Expenses .....	113	.....	113	350	.....	350	285	.....	285
USDA Supplemental Assistance.....	(**)	.....	(**)	(**)	.....	(**)	(**)	.....	(**)
Agricultural Disaster Relief Fund.....	126	.....	126	139	.....	139	134	.....	134
Commodity Credit Corporation .....	2,134	956	1,178	12,613	2,727	9,887	11,438	2,424	9,014
Tobacco Trust Fund.....	204	.....	204	214	.....	214	234	.....	234
Agricultural Credit Insurance Fund.....	7	34	-27	22	62	-41	100	66	35
Other .....	8	.....	8	20	.....	20	10	.....	10
<b>Total--Farm Service Agency.....</b>	<b>2,592</b>	<b>990</b>	<b>1,602</b>	<b>13,357</b>	<b>2,789</b>	<b>10,568</b>	<b>12,202</b>	<b>2,490</b>	<b>9,712</b>
Natural Resources Conservation Service: Conservation Operations .....	88	.....	88	233	.....	233	258	.....	258
Farm Security and Rural Investment Programs .....	502	.....	502	985	.....	985	906	.....	906
Other .....	22	.....	22	49	.....	49	61	.....	61
Rural Development.....	-175	.....	-175	-61	.....	-61	92	.....	92
Rural Housing Service: Rural Housing Insurance Fund .....	221	52	169	241	155	86	136	159	-23
Rental Assistance Program .....	93	.....	93	278	.....	278	273	.....	273
Other .....	15	.....	15	45	.....	45	53	.....	53
Rural Utilities Service: Rural Electrification and Telecommunications Fund .....	88	-114	202	125	-155	280	46	717	-671
Other .....	155	38	117	427	71	356	426	64	363
Foreign Agricultural Service.....	74	.....	74	311	.....	311	412	.....	412
Food and Nutrition Service: Supplemental Nutrition Assistance Program.....	6,944	.....	6,944	21,240	.....	21,240	20,223	.....	20,223
Child Nutrition Programs.....	2,004	.....	2,004	5,409	.....	5,409	5,274	.....	5,274
Special Supplemental Nutrition Program for Women, Infants, and Children (WIC) .....	543	.....	543	1,703	.....	1,703	1,776	.....	1,776
Other .....	27	.....	27	146	.....	146	147	.....	147
<b>Total--Food and Nutrition Service.....</b>	<b>9,518</b>	.....	<b>9,518</b>	<b>28,498</b>	.....	<b>28,498</b>	<b>27,419</b>	.....	<b>27,419</b>
Forest Service: National Forest System.....	125	.....	125	330	.....	330	391	.....	391
Capital Improvement and Maintenance .....	40	.....	40	117	.....	117	194	.....	194
Wildland Fire Management.....	120	.....	120	628	.....	628	534	.....	534
Forest Service Permanent Appropriations .....	8	.....	8	28	.....	28	48	.....	48
Other .....	96	.....	96	292	.....	292	239	.....	239
<b>Total--Forest Service.....</b>	<b>388</b>	.....	<b>388</b>	<b>1,395</b>	.....	<b>1,395</b>	<b>1,406</b>	.....	<b>1,406</b>
Other .....	41	3	38	264	10	254	230	9	221
Proprietary Receipts from the Public.....	.....	21	-21	.....	113	-113	.....	181	-181
Intrabudgetary Transactions.....	36	.....	36	245	.....	245	25	.....	25
<b>Total--Department of Agriculture.....</b>	<b>17,354</b>	<b>991</b>	<b>16,363</b>	<b>56,614</b>	<b>4,129</b>	<b>52,485</b>	<b>49,606</b>	<b>6,528</b>	<b>43,078</b>

**Table 5. Outlays of the U.S. Government, December 2012 and Other Periods—Continued**

Classification	[\$ millions]								
	This Month			Current Fiscal Year to Date			Prior Fiscal Year to Date		
	Gross Outlays	Applicable Receipts	Outlays	Gross Outlays	Applicable Receipts	Outlays	Gross Outlays	Applicable Receipts	Outlays
<b>Department of Commerce:</b>									
Economic Development Administration .....	47	(**)	47	111	(**)	111	104	(**)	103
Bureau of the Census .....	99	.....	99	309	.....	309	343	.....	343
International Trade Administration .....	35	.....	35	107	.....	107	105	.....	105
National Oceanic and Atmospheric Administration .....	397	(**)	397	1,319	5	1,313	1,344	48	1,296
National Institute of Standards and Technology .....	72	.....	72	254	.....	254	301	.....	301
National Telecommunication and Information Administration .....	120	.....	120	336	.....	336	417	.....	417
Other .....	42	6	36	131	17	114	212	9	203
Proprietary Receipts from the Public .....	.....	2	-2	.....	-4	4	.....	-2	2
Intrabudgetary Transactions .....	8	.....	8	10	.....	10	(**)	.....	(**)
Offsetting Governmental Receipts .....	.....	(**)	(**)	.....	1	-1	.....	.....	.....
<b>Total--Department of Commerce .....</b>	<b>820</b>	<b>8</b>	<b>811</b>	<b>2,577</b>	<b>20</b>	<b>2,558</b>	<b>2,825</b>	<b>55</b>	<b>2,771</b>
<b>Department of Defense-Military Programs:</b>									
Military Personnel:									
Department of the Army .....	4,800	.....	4,800	20,968	.....	20,968	20,773	.....	20,773
Department of the Navy .....	3,566	.....	3,566	14,091	.....	14,091	14,469	.....	14,469
Department of the Air Force .....	2,694	.....	2,694	11,089	.....	11,089	10,679	.....	10,679
Defense Agencies .....	.....	.....	.....	6,791	.....	6,791	5,376	.....	5,376
<b>Total--Military Personnel .....</b>	<b>11,060</b>	<b>.....</b>	<b>11,060</b>	<b>52,939</b>	<b>.....</b>	<b>52,939</b>	<b>51,297</b>	<b>.....</b>	<b>51,297</b>
Operation and Maintenance:									
Department of the Army .....	7,391	.....	7,391	21,499	.....	21,499	23,772	.....	23,772
Department of the Navy .....	4,454	.....	4,454	13,887	.....	13,887	13,666	.....	13,666
Department of the Air Force .....	4,296	.....	4,296	13,182	.....	13,182	14,479	.....	14,479
Defense Agencies .....	5,545	.....	5,545	16,194	.....	16,194	15,914	.....	15,914
<b>Total--Operation and Maintenance .....</b>	<b>21,686</b>	<b>.....</b>	<b>21,686</b>	<b>64,763</b>	<b>.....</b>	<b>64,763</b>	<b>67,830</b>	<b>.....</b>	<b>67,830</b>
International Reconstruction and Other Assistance:									
Department of the Army .....	(**)	.....	(**)	(**)	.....	(**)	(**)	.....	(**)
Procurement:									
Department of the Army .....	2,508	.....	2,508	8,387	.....	8,387	10,087	.....	10,087
Department of the Navy .....	3,928	.....	3,928	10,864	.....	10,864	11,105	.....	11,105
Department of the Air Force .....	2,220	.....	2,220	6,266	.....	6,266	6,034	.....	6,034
Defense Agencies .....	556	.....	556	1,683	.....	1,683	2,128	.....	2,128
<b>Total--Procurement .....</b>	<b>9,212</b>	<b>.....</b>	<b>9,212</b>	<b>27,200</b>	<b>.....</b>	<b>27,200</b>	<b>29,354</b>	<b>.....</b>	<b>29,354</b>
Research, Development, Test, and Evaluation:									
Department of the Army .....	615	.....	615	2,051	.....	2,051	2,265	.....	2,265
Department of the Navy .....	1,310	.....	1,310	3,707	.....	3,707	3,991	.....	3,991
Department of the Air Force .....	2,954	.....	2,954	6,027	.....	6,027	6,529	.....	6,529
Defense Agencies .....	1,669	.....	1,669	4,341	.....	4,341	4,437	.....	4,437
<b>Total--Research, Development, Test, and Evaluation .....</b>	<b>6,548</b>	<b>.....</b>	<b>6,548</b>	<b>16,126</b>	<b>.....</b>	<b>16,126</b>	<b>17,222</b>	<b>.....</b>	<b>17,222</b>
Military Construction:									
Department of the Army .....	381	.....	381	1,350	.....	1,350	1,437	.....	1,437
Department of the Navy .....	251	.....	251	749	.....	749	670	.....	670
Department of the Air Force .....	118	.....	118	359	.....	359	428	.....	428
Defense Agencies .....	355	.....	355	962	.....	962	1,738	.....	1,738
<b>Total--Military Construction .....</b>	<b>1,104</b>	<b>.....</b>	<b>1,104</b>	<b>3,421</b>	<b>.....</b>	<b>3,421</b>	<b>4,273</b>	<b>.....</b>	<b>4,273</b>
Family Housing:									
Department of the Army .....	29	.....	29	102	.....	102	144	.....	144
Department of the Navy .....	24	.....	24	113	.....	113	97	.....	97
Department of the Air Force .....	55	.....	55	198	.....	198	252	.....	252
Defense Agencies .....	37	11	26	118	44	73	119	28	91
Revolving and Management Funds:									
Department of the Navy .....	55	.....	55	448	.....	448	450	.....	450
Defense Agencies:									
Working Capital Fund .....	158	.....	158	1,208	.....	1,208	1,227	.....	1,227
Other .....	-35	.....	-35	59	.....	59	99	.....	99
Allowances .....	-43	.....	-43	-37	.....	-37	3	.....	3
Trust Funds:									
Department of the Army .....	(**)	.....	(**)	(**)	.....	(**)	1	.....	1
Department of the Navy .....	2	.....	2	6	.....	6	6	.....	6
Department of the Air Force .....	(**)	.....	(**)	(**)	.....	(**)	(**)	.....	(**)
Defense Agencies .....	22	.....	22	53	.....	53	47	.....	47
Proprietary Receipts from the Public:									
Department of the Army .....	.....	85	-85	.....	773	-773	.....	119	-119
Department of the Navy .....	.....	27	-27	.....	36	-36	.....	133	-133
Department of the Air Force .....	.....	23	-23	.....	-43	43	.....	-58	58
Defense Agencies .....	.....	49	-49	.....	183	-183	.....	319	-319
Intrabudgetary Transactions:									
Department of the Army .....	324	.....	324	767	.....	767	293	.....	293
Department of the Navy .....	106	.....	106	-65	.....	-65	2	.....	2
Department of the Air Force .....	61	.....	61	59	.....	59	90	.....	90
Defense Agencies .....	-69	.....	-69	-13	.....	-13	4	.....	4
Offsetting Governmental Receipts:									
<b>Total--Department of Defense--Military Programs .....</b>	<b>50,335</b>	<b>195</b>	<b>50,140</b>	<b>167,465</b>	<b>993</b>	<b>166,472</b>	<b>172,811</b>	<b>541</b>	<b>172,270</b>



**Table 5. Outlays of the U.S. Government, December 2012 and Other Periods—Continued**

Classification	[\$ millions]								
	This Month			Current Fiscal Year to Date			Prior Fiscal Year to Date		
	Gross Outlays	Applicable Receipts	Outlays	Gross Outlays	Applicable Receipts	Outlays	Gross Outlays	Applicable Receipts	Outlays
<b>Department of Education:</b>									
Office of Elementary and Secondary Education:									
Accelerating Achievement and Ensuring Equity.....	1,790	.....	1,790	4,033	.....	4,033	3,968	.....	3,968
Impact Aid.....	183	.....	183	748	.....	748	341	.....	341
Education Improvement Programs.....	577	.....	577	1,261	.....	1,261	1,298	.....	1,298
State Fiscal Stabilization Fund, Recovery Act.....	118	.....	118	292	.....	292	843	.....	843
Other.....	71	.....	71	322	.....	322	968	.....	968
<b>Total--Office of Elementary and Secondary Education .....</b>	<b>2,739</b>	<b>.....</b>	<b>2,739</b>	<b>6,656</b>	<b>.....</b>	<b>6,656</b>	<b>7,417</b>	<b>.....</b>	<b>7,417</b>
Office of Innovation and Improvement.....	92	.....	92	246	.....	246	258	.....	258
Office of English Language Acquisition.....	90	.....	90	173	.....	173	162	.....	162
Office of Special Education and Rehabilitative Services:									
Special Education.....	1,277	.....	1,277	3,209	.....	3,209	3,778	.....	3,778
Rehabilitation Services and Disability Research.....	309	.....	309	933	.....	933	880	.....	880
Special Institutions for Persons with Disabilities.....	6	.....	6	44	.....	44	39	.....	39
Office of Vocational and Adult Education.....	137	.....	137	431	.....	431	438	.....	438
Office of Postsecondary Education:									
Higher Education.....	203	.....	203	610	.....	610	598	.....	598
Other.....	-1	2	-2	54	8	46	41	6	35
<b>Total--Office of Postsecondary Education .....</b>	<b>202</b>	<b>2</b>	<b>200</b>	<b>664</b>	<b>8</b>	<b>656</b>	<b>639</b>	<b>6</b>	<b>633</b>
Office of Federal Student Aid:									
Student Financial Assistance.....	1,145	.....	1,145	6,628	.....	6,628	6,794	.....	6,794
Student Aid Administration.....	147	.....	147	328	.....	328	295	.....	295
Federal Direct Student Loans.....	.....	.....	.....	(**)	.....	(**)	.....	.....	.....
Federal Family Education Loans.....	-26	.....	-26	-72	.....	-72	-66	.....	-66
Other.....	(**)	.....	(**)	2	.....	2	10	.....	10
<b>Total--Office of Federal Student Aid.....</b>	<b>1,265</b>	<b>.....</b>	<b>1,265</b>	<b>6,886</b>	<b>.....</b>	<b>6,886</b>	<b>7,032</b>	<b>.....</b>	<b>7,032</b>
Institute of Education Sciences.....	54	.....	54	175	.....	175	162	.....	162
Departmental Management.....	47	.....	47	154	.....	154	162	.....	162
Other.....	(**)	.....	(**)	3	.....	3	5	.....	5
Proprietary Receipts from the Public.....	.....	64	-64	.....	3,859	-3,859	.....	3,779	-3,779
Intrabudgetary Transactions.....	-98	.....	-98	-79	.....	-79	-46	.....	-46
<b>Total--Department of Education .....</b>	<b>6,120</b>	<b>66</b>	<b>6,054</b>	<b>19,495</b>	<b>3,867</b>	<b>15,628</b>	<b>20,926</b>	<b>3,785</b>	<b>17,141</b>
<b>Department of Energy:</b>									
National Nuclear Security Administration:									
Naval Reactors.....	67	.....	67	226	.....	226	207	.....	207
Weapons Activities.....	631	.....	631	1,777	.....	1,777	1,895	.....	1,895
Defense Nuclear Nonproliferation.....	176	.....	176	541	.....	541	583	.....	583
Other.....	33	.....	33	106	.....	106	110	.....	110
Environmental and Other Defense Activities:									
Defense Environmental Cleanup.....	382	.....	382	1,347	.....	1,347	1,609	.....	1,609
Other Defense Activities.....	53	.....	53	215	.....	215	157	.....	157
Defense Nuclear Waste Disposal.....	(**)	.....	(**)	1	.....	1	4	.....	4
Energy Programs:									
Science.....	385	.....	385	1,405	.....	1,405	1,428	.....	1,428
Energy Supply.....	162	.....	162	536	.....	536	642	.....	642
Energy Efficiency and Renewable Energy.....	307	.....	307	964	.....	964	1,881	.....	1,881
Fossil Energy Research and Development.....	67	.....	67	267	.....	267	333	.....	333
Uranium Enrichment Decontamination and Decommissioning Fund.....	37	.....	37	88	.....	88	143	.....	143
Advanced Technology Vehicles Manufacturing Loan Program.....	3	.....	3	3	.....	3	238	.....	238
Title 17 Innovative Technology Loan Guarantee Program.....	74	.....	74	159	.....	159	134	.....	134
Other.....	88	3	85	246	17	228	272	8	263
<b>Total--Energy Programs.....</b>	<b>1,122</b>	<b>3</b>	<b>1,119</b>	<b>3,667</b>	<b>17</b>	<b>3,650</b>	<b>5,072</b>	<b>8</b>	<b>5,063</b>
Power Marketing Administration.....	402	266	135	1,000	900	100	933	827	105
Departmental Administration.....	8	.....	8	57	.....	57	105	.....	105
Proprietary Receipts from the Public.....	.....	60	-60	.....	436	-436	.....	472	-472
Intrabudgetary Transactions.....	-94	.....	-94	-387	.....	-387	-315	.....	-315
<b>Total--Department of Energy.....</b>	<b>2,780</b>	<b>329</b>	<b>2,451</b>	<b>8,549</b>	<b>1,353</b>	<b>7,197</b>	<b>10,358</b>	<b>1,307</b>	<b>9,051</b>

**Table 5. Outlays of the U.S. Government, December 2012 and Other Periods—Continued**

Classification	[\$ millions]								
	This Month			Current Fiscal Year to Date			Prior Fiscal Year to Date		
	Gross Outlays	Applicable Receipts	Outlays	Gross Outlays	Applicable Receipts	Outlays	Gross Outlays	Applicable Receipts	Outlays
<b>Department of Health and Human Services:</b>									
Food and Drug Administration .....	150	1	149	292	2	290	449	2	447
Health Resources and Services Administration .....	790	1	790	2,147	2	2,145	2,231	2	2,229
Indian Health Services .....	227	.....	227	1,350	.....	1,350	880	.....	880
Centers for Disease Control and Prevention .....	498	.....	498	1,543	.....	1,543	1,639	.....	1,639
National Institutes of Health .....	2,610	.....	2,610	7,824	.....	7,824	7,902	.....	7,902
Substance Abuse and Mental Health Services Administration .....	252	.....	252	790	.....	790	650	.....	650
Agency for Healthcare Research and Quality .....	12	.....	12	130	.....	130	148	.....	148
Centers for Medicare and Medicaid Services:									
Grants to States for Medicaid .....	21,766	.....	21,766	65,920	.....	65,920	61,289	.....	61,289
Payments to Health Care Trust Funds .....	14,395	.....	14,395	54,919	.....	54,919	51,432	.....	51,432
Children's Health Insurance Fund .....	1,151	.....	1,151	2,685	.....	2,685	2,389	.....	2,389
State Grants and Demonstrations .....	24	.....	24	128	.....	128	124	.....	124
Federal Hospital Insurance Trust Fund:									
Benefit Payments .....	14,349	.....	14,349	63,497	.....	63,497	55,559	.....	55,559
Administrative Expenses .....	848	.....	848	1,847	.....	1,847	951	.....	951
Total--FHI Trust Fund .....	15,197	.....	15,197	65,344	.....	65,344	56,510	.....	56,510
Health Care Fraud and Abuse Control .....	23	.....	23	277	.....	277	297	.....	297
Federal Supplementary Medical Insurance Trust Fund:									
Benefit Payments .....	14,200	.....	14,200	61,008	.....	61,008	51,943	.....	51,943
Administrative Expenses .....	580	.....	580	1,394	.....	1,394	926	.....	926
Medicare Prescription Drugs:									
Benefit Payments .....	275	.....	275	15,947	.....	15,947	10,408	.....	10,408
Administrative Expenses .....	51	.....	51	117	.....	117	90	.....	90
Total--FSMI Trust Fund .....	15,106	.....	15,106	78,466	.....	78,466	63,366	.....	63,366
Other .....	-157	.....	-157	664	.....	664	2,207	.....	2,207
Total--Centers for Medicare and Medicaid Services .....	67,505	.....	67,505	268,403	.....	268,403	237,615	.....	237,615
Administration for Children and Families:									
Temporary Assistance for Needy Families .....	1,378	.....	1,378	4,613	.....	4,613	4,440	.....	4,440
Contingency Fund .....	42	.....	42	146	.....	146	251	.....	251
Payments to States for Child Support Enforcement and Family Support Programs .....	209	.....	209	794	.....	794	812	.....	812
Low Income Home Energy Assistance .....	492	.....	492	1,053	.....	1,053	1,093	.....	1,093
Refugee and Entrant Assistance .....	85	.....	85	208	.....	208	159	.....	159
Child Care Entitlement to States .....	225	.....	225	677	.....	677	741	.....	741
Payments to States for the Child Care and Development Block Grant .....									
Social Services Block Grant .....	206	.....	206	578	.....	578	426	.....	426
Children and Families Services Programs .....	120	.....	120	497	.....	497	427	.....	427
Children and Families Services Programs .....	809	.....	809	2,474	.....	2,474	2,511	.....	2,511
Payments to States for Foster Care and Adoption Assistance .....	420	.....	420	1,549	.....	1,549	1,778	.....	1,778
Other .....	64	.....	64	164	.....	164	132	.....	132
Total--Administration for Children and Families .....	4,049	.....	4,049	12,754	.....	12,754	12,771	.....	12,771
Administration on Aging .....	150	.....	150	393	.....	393	356	.....	356
Departmental Management .....	237	.....	237	787	.....	787	798	.....	798
Other .....	77	.....	77	208	.....	208	111	.....	111
Proprietary Receipts from the Public .....	.....	6,613	-6,613	.....	19,432	-19,432	.....	18,744	-18,744
Intrabudgetary Transactions:									
Payments for Health Insurance for the Aged:									
Federal Supplementary Medical Insurance Trust Fund .....	-14,383	.....	-14,383	-54,876	.....	-54,876	-51,429	.....	-51,429
Payments for Tax and Other Credits:									
Federal Hospital Insurance Trust Fund .....	-13	.....	-13	-16	.....	-16	-3	.....	-3
Other .....	-17	.....	-17	-135	.....	-135	-10	.....	-10
Total--Department of Health and Human Services .....	62,144	6,615	55,529	241,594	19,436	222,158	214,104	18,748	195,356
<b>Department of Homeland Security:</b>									
Departmental Management and Operations .....	96	.....	96	339	.....	339	290	.....	290
Citizenship and Immigration Services .....	225	.....	225	672	.....	672	658	.....	658
United States Secret Service .....	144	.....	144	502	.....	502	479	.....	479
Transportation Security Administration .....	488	.....	488	1,409	.....	1,409	1,380	.....	1,380
Immigration and Customs Enforcement .....	461	.....	461	1,471	.....	1,471	1,553	.....	1,553
Customs and Border Protection .....	959	.....	959	3,154	.....	3,154	3,196	.....	3,196
United States Coast Guard .....	869	1	868	2,956	3	2,953	2,768	3	2,765
National Protection and Programs Directorate .....	121	.....	121	314	.....	314	418	.....	418
Federal Emergency Management Agency:									
State and Local Programs .....	318	.....	318	944	.....	944	756	.....	756
Firefighter Assistance Grants .....	57	.....	57	179	.....	179	192	.....	192
Disaster Relief .....	1,032	.....	1,032	3,002	.....	3,002	2,132	.....	2,132
National Flood Insurance Fund .....	1,155	89	1,066	2,135	329	1,806	1,283	291	992
Other .....	94	.....	94	329	.....	329	408	.....	408
Total--Federal Emergency Management Agency .....	2,657	89	2,569	6,589	329	6,260	4,771	291	4,480
Science and Technology .....	45	.....	45	150	.....	150	229	.....	229
Domestic Nuclear Detection Office .....	27	.....	27	72	.....	72	93	.....	93
Other .....	40	.....	40	118	.....	118	115	.....	115
Proprietary Receipts from the Public .....	.....	16	-16	.....	143	-143	.....	37	-37
Intrabudgetary Transactions .....	9	.....	9	34	.....	34	60	.....	60
Offsetting Governmental Receipts .....	.....	422	-422	.....	1,482	-1,482	.....	1,345	-1,345
Total--Department of Homeland Security .....	6,140	527	5,613	17,780	1,957	15,823	16,010	1,675	14,334

**Table 5. Outlays of the U.S. Government, December 2012 and Other Periods—Continued**

Classification	[\$ millions]								
	This Month			Current Fiscal Year to Date			Prior Fiscal Year to Date		
	Gross Outlays	Applicable Receipts	Outlays	Gross Outlays	Applicable Receipts	Outlays	Gross Outlays	Applicable Receipts	Outlays
<b>Department of Housing and Urban Development:</b>									
Public and Indian Housing Programs:									
Tenant Based Rental Assistance.....	1,540	.....	1,540	4,561	.....	4,561	4,449	.....	4,449
Housing Certificate Fund.....	43	.....	43	139	.....	139	262	.....	262
Project-Based Rental Assistance.....	772	.....	772	2,344	.....	2,344	2,264	.....	2,264
Public Housing Capital Fund.....	226	.....	226	621	.....	621	772	.....	772
Public Housing Operating Fund.....	362	.....	362	1,016	.....	1,016	1,264	.....	1,264
Revitalization of Severely Distressed Public Housing (Hope VI).....	12	.....	12	36	.....	36	26	.....	26
Native American Housing Block Grant.....	46	.....	46	126	.....	126	154	.....	154
Other.....	1	.....	1	2	.....	2	4	.....	4
<b>Total--Public and Indian Housing Programs.....</b>	<b>3,002</b>	<b>.....</b>	<b>3,002</b>	<b>8,844</b>	<b>.....</b>	<b>8,844</b>	<b>9,196</b>	<b>.....</b>	<b>9,196</b>
Community Planning and Development:									
Housing Opportunities for Persons with AIDS.....	27	.....	27	71	.....	71	68	.....	68
Community Development Fund.....	568	.....	568	1,585	.....	1,585	1,926	.....	1,926
Home Investment Partnership Program.....	138	.....	138	393	.....	393	480	.....	480
Neighborhood Stabilization Program.....	83	.....	83	208	.....	208	179	.....	179
Homeless Assistance Grants.....	153	.....	153	447	.....	447	515	.....	515
Other.....	9	(**)	9	25	(**)	25	24	(**)	24
<b>Total--Community Planning and Development.....</b>	<b>978</b>	<b>(**)</b>	<b>978</b>	<b>2,728</b>	<b>(**)</b>	<b>2,728</b>	<b>3,191</b>	<b>(**)</b>	<b>3,191</b>
Housing Programs:									
Credit Accounts:									
FHA-Mutual Mortgage Insurance Fund, Program Account.....	7	.....	7	24	.....	24	23	.....	23
FHA-Mutual Mortgage Insurance Capital Reserve Account.....	-1,202	.....	-1,202	-3,836	.....	-3,836	-1,013	.....	-1,013
FHA-Mutual Mortgage and Cooperative Housing Insurance Fund, Liquidating Account.....	2	-15	16	7	5	2	8	6	2
FHA-General and Special Risk Fund, Program Account.....	.....	.....	.....	(**)	.....	(**)	1	.....	1
FHA-General and Special Risk Fund, Liquidating Account.....	8	34	-27	25	40	-14	37	59	-23
Housing for the Elderly or Handicapped Fund, Liquidating Account.....	(**)	65	-65	(**)	155	-154	1	141	-140
Home Ownership Preservation Equity Fund.....	.....	.....	.....	.....	.....	.....	(**)	.....	(**)
Housing for the Elderly.....	90	.....	90	231	.....	231	213	.....	213
Housing for Persons with Disabilities.....	18	.....	18	52	.....	52	56	.....	56
Other Assisted Housing Programs.....	36	.....	36	105	.....	105	117	.....	117
Other.....	13	3	10	31	9	22	92	11	80
<b>Total--Housing Programs.....</b>	<b>-1,028</b>	<b>87</b>	<b>-1,116</b>	<b>-3,360</b>	<b>209</b>	<b>-3,568</b>	<b>-467</b>	<b>218</b>	<b>-685</b>
Government National Mortgage Association:									
Guarantees of Mortgage-Backed Securities.....	12	(**)	12	93	15	78	68	14	53
Management and Administration.....	130	.....	130	460	.....	460	430	.....	430
Other.....	19	.....	19	63	.....	63	69	.....	69
Proprietary Receipts from the Public:									
FHA-General and Special Risk Fund.....	.....	23	-23	.....	67	-67	.....	72	-72
Other.....	.....	-3	3	.....	4	-4	.....	5	-5
Intrabudgetary Transactions.....	1	.....	1	-8	.....	-8	14	.....	14
Offsetting Governmental Receipts.....	.....	(**)	(**)	.....	1	-1	.....	1	-1
<b>Total--Department of Housing and Urban Development.....</b>	<b>3,114</b>	<b>108</b>	<b>3,006</b>	<b>8,821</b>	<b>297</b>	<b>8,525</b>	<b>12,501</b>	<b>311</b>	<b>12,191</b>
<b>Department of the Interior:</b>									
Land and Minerals Management:									
Bureau of Land Management:									
Management of Lands and Resources.....	80	.....	80	253	.....	253	238	.....	238
Other.....	52	45	6	133	55	78	133	51	82
Bureau of Ocean Energy Management, Regulation and Enforcement.....									
Office of Surface Mining Reclamation and Enforcement.....	1	.....	1	2	.....	2	50	.....	50
<b>Total--Land and Minerals Management.....</b>	<b>223</b>	<b>45</b>	<b>178</b>	<b>609</b>	<b>55</b>	<b>554</b>	<b>663</b>	<b>51</b>	<b>612</b>
Water and Science:									
Bureau of Reclamation:									
Water and Related Resources.....	54	.....	54	249	.....	249	290	.....	290
Other.....	61	27	34	154	48	107	122	67	55
United States Geological Survey.....	109	.....	109	322	.....	322	329	.....	329
Other.....	12	.....	12	13	.....	13	7	.....	7
<b>Total--Water and Science.....</b>	<b>235</b>	<b>27</b>	<b>208</b>	<b>738</b>	<b>48</b>	<b>690</b>	<b>748</b>	<b>67</b>	<b>681</b>
Fish and Wildlife and Parks:									
United States Fish and Wildlife Service.....	231	.....	231	622	.....	622	539	.....	539
National Park Service.....	234	.....	234	724	.....	724	846	.....	846
<b>Total--Fish and Wildlife and Parks.....</b>	<b>465</b>	<b>.....</b>	<b>465</b>	<b>1,346</b>	<b>.....</b>	<b>1,346</b>	<b>1,385</b>	<b>.....</b>	<b>1,385</b>
Bureau of Indian Affairs and Departmental Offices:									
Bureau of Indian Education.....	115	(**)	114	321	(**)	321	458	(**)	458
Mineral Leasing and Associated Payments.....									
Other.....	24	.....	24	78	.....	78	53	.....	53
Insular Affairs.....	19	.....	19	108	.....	108	172	.....	172
Office of the Special Trustee for American Indians.....									
Department-Wide Programs.....	37	.....	37	195	.....	195	155	.....	155
Other.....	134	.....	134	435	.....	435	635	.....	635
Proprietary Receipts from the Public.....	9	.....	9	37	.....	37	34	.....	34
Intrabudgetary Transactions.....	13	430	-430	-1,900	1,495	-3,395	.....	1,470	-1,470
<b>Total--Department of the Interior.....</b>	<b>1,416</b>	<b>503</b>	<b>913</b>	<b>2,529</b>	<b>1,598</b>	<b>932</b>	<b>4,834</b>	<b>1,589</b>	<b>3,245</b>

**Table 5. Outlays of the U.S. Government, December 2012 and Other Periods—Continued**

Classification	[\$ millions]								
	This Month			Current Fiscal Year to Date			Prior Fiscal Year to Date		
	Gross Outlays	Applicable Receipts	Outlays	Gross Outlays	Applicable Receipts	Outlays	Gross Outlays	Applicable Receipts	Outlays
<b>Department of Justice:</b>									
General Administration .....	204	.....	204	355	.....	355	455	.....	455
Legal Activities and United States Marshals:									
General Legal Activities .....	65	.....	65	217	.....	217	212	.....	212
United States Attorneys .....	143	.....	143	486	.....	486	541	.....	541
United States Marshals Service .....	177	.....	177	454	.....	454	450	.....	450
Assets Forfeiture Fund .....	57	.....	57	91	.....	91	300	.....	300
Other .....	33	.....	33	118	.....	118	132	.....	132
Federal Bureau of Investigation .....	728	.....	728	2,236	.....	2,236	2,148	.....	2,148
Drug Enforcement Administration .....	183	.....	183	642	.....	642	592	.....	592
Bureau of Alcohol, Tobacco, Firearms, and Explosives .....	66	.....	66	278	.....	278	290	.....	290
Federal Prison System .....	554	31	523	1,856	98	1,758	1,872	91	1,781
Office of Justice Programs:									
State and Local Law Enforcement Assistance .....	104	.....	104	516	.....	516	632	.....	632
Community Oriented Policing Services .....	33	.....	33	161	.....	161	115	.....	115
Crime Victims Fund .....	75	.....	75	175	.....	175	139	.....	139
Other .....	70	.....	70	267	.....	267	333	.....	333
Other .....	48	.....	48	246	.....	246	198	.....	198
Proprietary Receipts from the Public .....	.....	17	-17	.....	107	-107	.....	151	-151
Intrabudgetary Transactions .....	-1,022	.....	-1,022	-294	.....	-294	133	.....	133
Offsetting Governmental Receipts .....	.....	37	-37	.....	113	-113	.....	101	-101
<b>Total--Department of Justice .....</b>	<b>1,517</b>	<b>86</b>	<b>1,431</b>	<b>7,803</b>	<b>318</b>	<b>7,485</b>	<b>8,540</b>	<b>343</b>	<b>8,198</b>
<b>Department of Labor:</b>									
Employment and Training Administration:									
Training and Employment Services .....	296	.....	296	900	.....	900	911	.....	911
Office of Job Corps .....	135	.....	135	405	.....	405	447	.....	447
Community Service Employment for Older Americans .....	35	.....	35	110	.....	110	124	.....	124
Federal Unemployment Benefits and Allowances .....	43	.....	43	134	.....	134	172	.....	172
Federal Additional Unemployment Compensation Program-Recovery Act .....	-1	.....	-1	-4	.....	-4	-1	.....	-1
State Unemployment Insurance and Employment Service Operations .....	17	.....	17	94	.....	94	42	.....	42
Payments to the Unemployment Trust Fund .....	.....	.....	.....	8,824	.....	8,824	19,525	.....	19,525
Advances to the Unemployment Trust Fund and Program Administration .....	8	.....	8	27	.....	27	29	.....	29
Unemployment Trust Fund:									
Federal-State Unemployment Insurance:									
State Unemployment Benefits .....	5,956	.....	5,956	18,033	.....	18,033	23,824	.....	23,824
State Administrative Expenses .....	406	.....	406	1,083	.....	1,083	1,103	.....	1,103
Federal Administrative Expenses .....	56	.....	56	88	.....	88	68	.....	68
Other .....	(**)	.....	(**)	1	.....	1	7	.....	7
<b>Total--Unemployment Trust Fund .....</b>	<b>6,417</b>	<b>.....</b>	<b>6,417</b>	<b>19,205</b>	<b>.....</b>	<b>19,205</b>	<b>25,002</b>	<b>.....</b>	<b>25,002</b>
Other .....	18	.....	18	101	.....	101	1	.....	1
<b>Total--Employment and Training Administration .....</b>	<b>6,968</b>	<b>.....</b>	<b>6,968</b>	<b>29,797</b>	<b>.....</b>	<b>29,797</b>	<b>46,253</b>	<b>.....</b>	<b>46,253</b>

**Table 5. Outlays of the U.S. Government, December 2012 and Other Periods—Continued**

Classification	[\$ millions]								
	This Month			Current Fiscal Year to Date			Prior Fiscal Year to Date		
	Gross Outlays	Applicable Receipts	Outlays	Gross Outlays	Applicable Receipts	Outlays	Gross Outlays	Applicable Receipts	Outlays
<b>Department of Labor:—Continued</b>									
Pension Benefit Guaranty Corporation .....	469	112	357	1,457	1,685	-228	1,465	1,090	374
Employment Standards Administration .....	-2	.....	-2	(**)	.....	(**)	129	.....	129
Office of Workers' Compensation Programs:									
Special Benefits .....	189	.....	189	-816	.....	-816	-710	.....	-710
Energy Employees Occupational Illness Compensation Fund .....	107	.....	107	306	.....	306	256	.....	256
Special Benefits for Disabled Coal Miners .....	13	.....	13	39	.....	39	44	.....	44
Black Lung Disability Trust Fund .....	20	.....	20	61	.....	61	65	.....	65
Other .....	22	.....	22	87	.....	87	67	.....	67
Wage and Hour Division .....	3	.....	3	11	.....	11	6	.....	6
Occupational Safety and Health Administration .....	43	.....	43	132	.....	132	135	.....	135
Mine Safety and Health Administration .....	29	.....	29	92	.....	92	90	.....	90
Bureau of Labor Statistics .....	57	.....	57	169	.....	169	124	.....	124
Departmental Management .....	29	.....	29	168	.....	168	205	.....	205
Other .....	24	.....	24	81	.....	81	38	.....	38
Proprietary Receipts from the Public .....	.....	(**)	(**)	.....	1	-1	.....	44	-44
Intrabudgetary Transactions .....	-214	.....	-214	-9,108	.....	-9,108	-19,851	.....	-19,851
<b>Total--Department of Labor .....</b>	<b>7,759</b>	<b>112</b>	<b>7,648</b>	<b>22,477</b>	<b>1,686</b>	<b>20,791</b>	<b>28,316</b>	<b>1,134</b>	<b>27,181</b>
<b>Department of State:</b>									
Administration of Foreign Affairs:									
Diplomatic and Consular Programs .....	840	.....	840	2,347	.....	2,347	1,756	.....	1,756
Educational and Cultural Exchange Programs .....	44	.....	44	168	.....	168	151	.....	151
Embassy Security, Construction, and Maintenance .....	117	.....	117	486	.....	486	528	.....	528
Payment to Foreign Service Retirement and Disability Fund .....	.....	.....	.....	77	.....	77	36	.....	36
Foreign Service Retirement and Disability Fund .....	53	.....	53	203	.....	203	212	.....	212
Other .....	5	.....	5	63	.....	63	622	.....	622
<b>Total--Administration of Foreign Affairs .....</b>	<b>1,058</b>	<b>.....</b>	<b>1,058</b>	<b>3,344</b>	<b>.....</b>	<b>3,344</b>	<b>3,306</b>	<b>.....</b>	<b>3,306</b>
International Organizations and Conferences .....	254	.....	254	990	.....	990	1,140	.....	1,140
Global Health and Child Survival .....	498	.....	498	1,569	.....	1,569	2,018	.....	2,018
Migration and Refugee Assistance .....	163	.....	163	588	.....	588	474	.....	474
International Narcotics Control and Law Enforcement .....	140	.....	140	416	.....	416	479	.....	479
Andean Counterdrug Programs .....	5	.....	5	19	.....	19	34	.....	34
Other .....	80	.....	80	241	.....	241	126	.....	126
Proprietary Receipts from the Public .....	.....	1	-1	.....	17	-17	.....	15	-15
Intrabudgetary Transactions .....	-11	.....	-11	-77	.....	-77	18	.....	18
<b>Total--Department of State .....</b>	<b>2,187</b>	<b>1</b>	<b>2,186</b>	<b>7,092</b>	<b>17</b>	<b>7,075</b>	<b>7,595</b>	<b>15</b>	<b>7,580</b>
<b>Department of Transportation:</b>									
Office of the Secretary .....	38	.....	38	191	.....	191	243	.....	243
Federal Aviation Administration:									
Operations .....	125	.....	125	862	.....	862	1,587	.....	1,587
Airport and Airway Trust Fund:									
Grants-In-Aid for Airports .....	352	.....	352	1,075	.....	1,075	993	.....	993
Facilities and Equipment .....	252	.....	252	701	.....	701	697	.....	697
Research, Engineering, and Development .....	10	.....	10	35	.....	35	45	.....	45
Trust Fund Share of FAA Operations .....	600	.....	600	1,600	.....	1,600	850	.....	850
<b>Total--Airport and Airway Trust Fund .....</b>	<b>1,214</b>	<b>.....</b>	<b>1,214</b>	<b>3,411</b>	<b>.....</b>	<b>3,411</b>	<b>2,585</b>	<b>.....</b>	<b>2,585</b>
Other .....	23	1	23	21	64	-43	34	55	-21
<b>Total--Federal Aviation Administration .....</b>	<b>1,363</b>	<b>1</b>	<b>1,362</b>	<b>4,293</b>	<b>64</b>	<b>4,230</b>	<b>4,205</b>	<b>55</b>	<b>4,150</b>
Federal Highway Administration:									
Highway Trust Fund:									
Federal-Aid Highways .....	3,336	.....	3,336	10,893	.....	10,893	10,570	.....	10,570
Other .....	3	.....	3	9	.....	9	(**)	.....	(**)
Highway Infrastructure Investment, Recovery Act .....	126	.....	126	370	.....	370	1,189	.....	1,189
Other Programs .....	78	.....	78	6,459	.....	6,459	167	.....	167
<b>Total--Federal Highway Administration .....</b>	<b>3,543</b>	<b>.....</b>	<b>3,543</b>	<b>17,730</b>	<b>.....</b>	<b>17,730</b>	<b>11,926</b>	<b>.....</b>	<b>11,926</b>
Federal Motor Carrier Safety Administration .....	36	.....	36	139	.....	139	132	.....	132
National Highway Traffic Safety Administration .....	107	.....	107	274	.....	274	238	.....	238
Federal Railroad Administration:									
Operating Subsidy Grants to the National Railroad Passenger Corporation .....	114	.....	114	114	.....	114	119	.....	119
Capital and Debt Service Grants to the National Railroad Passenger Corporation .....	100	.....	100	304	.....	304	330	.....	330
Capital Assistance for High Speed Rail Corridors and Intercity Passenger Rail Service .....	100	.....	100	155	.....	155	53	.....	53
Other .....	183	.....	183	245	.....	245	79	(**)	79
<b>Total--Federal Railroad Administration .....</b>	<b>496</b>	<b>.....</b>	<b>496</b>	<b>818</b>	<b>.....</b>	<b>818</b>	<b>582</b>	<b>(**)</b>	<b>582</b>

**Table 5. Outlays of the U.S. Government, December 2012 and Other Periods—Continued**

Classification	[\$ millions]								
	This Month			Current Fiscal Year to Date			Prior Fiscal Year to Date		
	Gross Outlays	Applicable Receipts	Outlays	Gross Outlays	Applicable Receipts	Outlays	Gross Outlays	Applicable Receipts	Outlays
<b>Department of Transportation:—Continued</b>									
Federal Transit Administration:									
Formula Grants.....	11	.....	11	50	.....	50	54	.....	54
Capital Investment Grants.....	120	.....	120	482	.....	482	602	.....	602
Transit Formula Grants.....	822	.....	822	1,964	.....	1,964	2,270	.....	2,270
Transit Capital Assistance, Recovery Act.....	58	.....	58	158	.....	158	337	.....	337
Other.....	29	.....	29	72	.....	72	102	.....	102
Total—Federal Transit Administration.....	1,040	.....	1,040	2,727	.....	2,727	3,364	.....	3,364
Maritime Administration.....	56	(**)	56	-3	4	-6	43	7	36
Other.....	43	8	36	113	9	104	87	1	86
Proprietary Receipts from the Public.....	.....	5	-5	.....	13	-13	.....	8	-8
Intrabudgetary Transactions:									
Payment from the General Fund, Highway Trust Fund.....	.....	.....	.....	-6,200	.....	-6,200	.....	.....	.....
Other.....	(**)	.....	(**)	-1	.....	-1	(**)	.....	(**)
Offsetting Governmental Receipts.....	.....	.....	.....	.....	(**)	(**)	.....	(**)	(**)
<b>Total—Department of Transportation.....</b>	<b>6,721</b>	<b>13</b>	<b>6,708</b>	<b>20,082</b>	<b>90</b>	<b>19,992</b>	<b>20,820</b>	<b>72</b>	<b>20,748</b>
<b>Department of the Treasury:</b>									
Departmental Offices:									
Exchange Stabilization Fund.....	.....	4	-4	.....	27	-27	.....	53	-53
Grants for Specified Energy Property in Lieu of Tax Credit.....	613	.....	613	2,005	.....	2,005	1,083	.....	1,083
Housing and Economic Recovery Programs.....	.....	.....	.....	(**)	.....	(**)	13,784	.....	13,784
Troubled Asset Relief Programs.....	305	.....	305	843	.....	843	563	.....	563
Other.....	121	.....	121	547	.....	547	1,254	.....	1,254
Financial Management Service:									
Payment to the Resolution Funding Corporation.....	.....	.....	.....	662	.....	662	662	.....	662
Financial Agent Services.....	53	.....	53	155	.....	155	165	.....	165
Interest Paid to Credit Financing Accounts.....	(**)	.....	(**)	(**)	.....	(**)	1	.....	1
Claims, Judgments, and Relief Acts.....	228	.....	228	4,178	.....	4,178	893	.....	893
Other.....	132	(**)	132	297	(**)	297	1,278	(**)	1,278
Total—Financial Management Service.....	413	(**)	413	5,293	(**)	5,293	2,999	(**)	2,999
Federal Financing Bank.....	-31	.....	-31	-239	.....	-239	110	.....	110
Alcohol and Tobacco Tax and Trade Bureau:									
Salaries and Expenses.....	8	.....	8	24	.....	24	29	.....	29
Internal Revenue Collections for Puerto Rico.....	23	.....	23	63	.....	63	113	.....	113
Bureau of Engraving and Printing.....	-38	.....	-38	-59	.....	-59	-73	.....	-73
United States Mint.....	464	387	77	1,264	1,143	122	1,245	1,192	52
Bureau of the Public Debt.....	35	.....	35	53	.....	53	72	.....	72
Internal Revenue Service:									
Taxpayer Services.....	185	.....	185	611	.....	611	573	.....	573
Enforcement.....	408	.....	408	1,379	.....	1,379	1,420	.....	1,420
Operations Support.....	387	.....	387	975	.....	975	1,060	.....	1,060
Build America Bond Payments, Recovery Act.....	302	.....	302	1,161	.....	1,161	1,060	.....	1,060
Payment Where Earned Income Credit Exceeds Liability for Tax.....	-36	.....	-36	55	.....	55	30	.....	30
Payment Where Child Tax Credit Exceeds Liability for Tax.....	33	.....	33	210	.....	210	335	.....	335
Payment Where Tax Credits to Aid First Time Homebuyers Exceeds Liability for Tax.....	1	.....	1	5	.....	5	53	.....	53
Payment Where Making Work Pay Credit Exceeds Liability for Tax, Recovery Act.....	-7	.....	-7	-31	.....	-31	198	.....	198
Refunding Internal Revenue Collections, Interest.....	258	.....	258	1,341	.....	1,341	734	.....	734
Other.....	200	1	199	697	1	695	842	1	841
Total—Internal Revenue Service.....	1,731	1	1,731	6,402	1	6,401	6,305	1	6,304
Comptroller of the Currency.....	80	(**)	80	286	4	282	335	6	328
Interest on the Public Debt:									
Interest on Treasury Debt Securities (Gross):									
Public Issues (Accrual Basis).....	19,264	.....	19,264	65,455	.....	65,455	60,068	.....	60,068
Special Issues (Cash Basis).....	76,473	.....	76,473	68,274	.....	68,274	87,527	.....	87,527
Total—Interest on Treasury Debt Securities (Gross).....	95,737	.....	95,737	133,728	.....	133,728	147,595	.....	147,595
Total—Interest on the Public Debt.....	95,737	.....	95,737	133,728	.....	133,728	147,595	.....	147,595
Other.....	7	.....	7	25	.....	25	19	.....	19
Proprietary Receipts from the Public.....	.....	5,148	-5,148	.....	5,124	-5,124	.....	4,419	-4,419
Intrabudgetary Transactions.....	-257	.....	-257	-686	.....	-686	-388	.....	-388
<b>Total—Department of the Treasury.....</b>	<b>99,211</b>	<b>5,540</b>	<b>93,671</b>	<b>149,550</b>	<b>6,300</b>	<b>143,250</b>	<b>175,043</b>	<b>5,671</b>	<b>169,372</b>

**Table 5. Outlays of the U.S. Government, December 2012 and Other Periods—Continued**

Classification	[\$ millions]								
	This Month			Current Fiscal Year to Date			Prior Fiscal Year to Date		
	Gross Outlays	Applicable Receipts	Outlays	Gross Outlays	Applicable Receipts	Outlays	Gross Outlays	Applicable Receipts	Outlays
<b>Department of Veterans Affairs:</b>									
Joint DOD-VA Medical Facility Demonstration Fund .....	26	.....	26	84	.....	84	74	.....	74
Veterans Health Administration:									
Medical Services.....	3,178	.....	3,178	9,920	.....	9,920	9,356	.....	9,356
Medical Support and Compliance .....	403	.....	403	1,195	.....	1,195	1,178	.....	1,178
Medical Facilities .....	460	.....	460	1,328	.....	1,328	1,272	.....	1,272
Other .....	86	35	51	264	96	168	269	102	168
<b>Benefit Programs:</b>									
Public Enterprise Funds:									
Housing Accounts.....	1	2	-1	2	5	-3	2	4	-2
Other.....	123	123	(**)	296	280	15	309	297	13
Compensation and Pensions .....	5,178	.....	5,178	19,848	.....	19,848	13,934	.....	13,934
Readjustment Benefits.....	825	.....	825	3,881	.....	3,881	2,880	.....	2,880
Veterans Housing Benefit Program Fund.....	.....	.....	.....	.....	.....	.....	40	.....	40
Insurance Funds:									
National Service Life.....	75	.....	75	229	.....	229	248	.....	248
Veterans Special Life.....	13	55	-43	36	59	-23	35	62	-28
Other .....	2	.....	2	5	.....	5	5	.....	5
<b>Total--Benefit Programs.....</b>	<b>6,217</b>	<b>180</b>	<b>6,037</b>	<b>24,297</b>	<b>345</b>	<b>23,952</b>	<b>17,453</b>	<b>363</b>	<b>17,091</b>
<b>Departmental Administration:</b>									
Construction .....	104	.....	104	268	.....	268	340	.....	340
Information Technology Systems.....	305	.....	305	872	.....	872	773	.....	773
General Operating Expenses.....	198	.....	198	583	.....	583	726	.....	726
Other .....	123	.....	123	311	.....	311	338	.....	338
<b>Proprietary Receipts from the Public:</b>									
National Service Life.....	.....	4	-4	.....	20	-20	.....	20	-20
Other .....	.....	257	-257	.....	830	-830	.....	785	-785
Intrabudgetary Transactions .....	3	.....	3	4	.....	4	-8	.....	-8
<b>Total--Department of Veterans Affairs .....</b>	<b>11,103</b>	<b>476</b>	<b>10,628</b>	<b>39,127</b>	<b>1,292</b>	<b>37,835</b>	<b>31,772</b>	<b>1,269</b>	<b>30,503</b>
<b>Corps of Engineers:</b>									
Construction .....	211	.....	211	643	.....	643	699	.....	699
Operation and Maintenance.....	225	.....	225	727	.....	727	672	.....	672
Flood Control and Coastal Emergencies .....	82	.....	82	216	.....	216	378	.....	378
Rivers and Harbors Contributed Funds.....	37	.....	37	113	.....	113	132	.....	132
Other .....	140	.....	140	494	.....	494	567	.....	567
Proprietary Receipts from the Public.....	.....	23	-23	.....	100	-100	.....	129	-129
Intrabudgetary Transactions .....	1	.....	1	1	.....	1	(**)	.....	(**)
<b>Total--Corps of Engineers.....</b>	<b>695</b>	<b>23</b>	<b>672</b>	<b>2,194</b>	<b>100</b>	<b>2,094</b>	<b>2,448</b>	<b>129</b>	<b>2,318</b>
<b>Other Defense Civil Programs:</b>									
Military Retirement:									
Payment to Military Retirement Fund.....	.....	.....	.....	67,733	.....	67,733	64,751	.....	64,751
Military Retirement Fund.....	4,542	.....	4,542	17,536	.....	17,536	12,973	.....	12,973
Retiree Health Care:									
Payment to Department of Defense Medicare-Eligible Retiree Health Care Fund.....	.....	.....	.....	6,142	.....	6,142	6,716	.....	6,716
Department of Defense Medicare-Eligible Retiree Health Care Fund.....	644	.....	644	1,874	.....	1,874	2,128	.....	2,128
Educational Benefits .....	38	.....	38	119	.....	119	117	.....	117
Other .....	23	.....	23	63	.....	63	51	.....	51
Proprietary Receipts from the Public.....	.....	1	-1	.....	3	-3	.....	3	-3
Intrabudgetary Transactions .....	7	.....	7	-74,335	.....	-74,335	-73,243	.....	-73,243
<b>Total--Other Defense Civil Programs .....</b>	<b>5,254</b>	<b>1</b>	<b>5,254</b>	<b>19,132</b>	<b>3</b>	<b>19,129</b>	<b>13,492</b>	<b>3</b>	<b>13,489</b>
<b>Environmental Protection Agency:</b>									
Science and Technology.....	52	.....	52	206	.....	206	199	.....	199
Environmental Programs and Management.....	208	.....	208	703	.....	703	670	.....	670
State and Tribal Assistance Grants.....	451	.....	451	1,234	.....	1,234	1,127	.....	1,127
Payment to the Hazardous Substance Superfund .....	(**)	.....	(**)	593	.....	593	1,075	.....	1,075
Hazardous Substance Superfund .....	124	.....	124	339	.....	339	333	.....	333
Other .....	33	4	28	20	4	16	58	4	54
Proprietary Receipts from the Public.....	.....	12	-12	.....	2	-2	.....	-7	7
Intrabudgetary Transactions .....	-13	.....	-13	-555	.....	-555	-1,035	.....	-1,035
Offsetting Governmental Receipts .....	.....	3	-3	.....	17	-17	.....	5	-5
<b>Total--Environmental Protection Agency.....</b>	<b>855</b>	<b>20</b>	<b>835</b>	<b>2,539</b>	<b>23</b>	<b>2,516</b>	<b>2,426</b>	<b>2</b>	<b>2,425</b>
<b>Executive Office of the President:</b>									
The White House.....	4	.....	4	13	.....	13	14	.....	14
Office of Management and Budget .....	7	.....	7	21	.....	21	22	.....	22
Unanticipated Needs .....	1	.....	1	2	.....	2	1	.....	1
Other .....	20	.....	20	50	.....	50	56	.....	56
Proprietary Receipts from the Public.....	.....	(**)	(**)	.....	(**)	(**)	.....	(**)	(**)
Intrabudgetary Transactions .....	.....	.....	.....	(**)	.....	(**)	.....	.....	.....
<b>Total--Executive Office of the President .....</b>	<b>31</b>	<b>(**)</b>	<b>31</b>	<b>87</b>	<b>(**)</b>	<b>87</b>	<b>92</b>	<b>(**)</b>	<b>91</b>

**Table 5. Outlays of the U.S. Government, December 2012 and Other Periods—Continued**

Classification	[\$ millions]								
	This Month			Current Fiscal Year to Date			Prior Fiscal Year to Date		
	Gross Outlays	Applicable Receipts	Outlays	Gross Outlays	Applicable Receipts	Outlays	Gross Outlays	Applicable Receipts	Outlays
<b>General Services Administration:</b>									
Real Property Activities.....	78	.....	78	44	.....	44	487	.....	487
Supply and Technology Activities.....	-47	.....	-47	-178	.....	-178	22	.....	22
General Activities.....	21	.....	21	65	.....	65	76	.....	76
Proprietary Receipts from the Public.....	.....	-11	11	.....	36	-36	.....	127	-127
Intrabudgetary Transactions.....	(**)	.....	(**)	-2	.....	-2	-2	.....	-2
<b>Total--General Services Administration.....</b>	<b>52</b>	<b>-11</b>	<b>63</b>	<b>-72</b>	<b>36</b>	<b>-108</b>	<b>582</b>	<b>127</b>	<b>456</b>
<b>International Assistance Programs:</b>									
Millennium Challenge Corporation.....	116	.....	116	340	.....	340	434	.....	434
<b>International Security Assistance:</b>									
Foreign Military Financing Program.....	73	.....	73	988	.....	988	945	.....	945
Economic Support Fund.....	306	.....	306	1,031	.....	1,031	1,429	.....	1,429
Other.....	93	1	92	267	10	257	244	8	236
<b>Total--International Security Assistance.....</b>	<b>471</b>	<b>1</b>	<b>471</b>	<b>2,287</b>	<b>10</b>	<b>2,276</b>	<b>2,619</b>	<b>8</b>	<b>2,611</b>
<b>Multilateral Assistance:</b>									
<b>Contribution to the International Development</b>									
Other.....	4	.....	4	266	.....	266	565	.....	565
<b>Total--Multilateral Assistance.....</b>	<b>4</b>	<b>.....</b>	<b>4</b>	<b>266</b>	<b>.....</b>	<b>266</b>	<b>565</b>	<b>.....</b>	<b>565</b>
<b>Agency for International Development:</b>									
Development Assistance Program.....	148	.....	148	537	.....	537	437	.....	437
Assistance for Europe, Eurasia and Central Asia.....	42	.....	42	157	.....	157	129	.....	129
International Disaster Assistance.....	49	.....	49	275	.....	275	242	.....	242
Operating Expenses.....	101	.....	101	301	.....	301	313	.....	313
Other.....	113	8	105	267	64	202	239	68	171
Proprietary Receipts from the Public.....	.....	119	-119	.....	138	-138	.....	31	-31
Intrabudgetary Transactions.....	-129	.....	-129	13	.....	13	-14	.....	-14
<b>Total--Agency for International Development.....</b>	<b>324</b>	<b>127</b>	<b>197</b>	<b>1,548</b>	<b>203</b>	<b>1,346</b>	<b>1,346</b>	<b>99</b>	<b>1,247</b>
<b>Overseas Private Investment Corporation:</b>									
Overseas Private Investment Corporation Accounts.....	7	9	-2	18	46	-28	19	50	-31
Proprietary Receipts from the Public.....	.....	26	-26	.....	73	-73	.....	5	-5
<b>Total--Overseas Private Investment Corporation.....</b>	<b>7</b>	<b>35</b>	<b>-29</b>	<b>18</b>	<b>119</b>	<b>-101</b>	<b>19</b>	<b>55</b>	<b>-36</b>
Peace Corps.....	27	(**)	27	87	(**)	87	90	(**)	90
International Monetary Programs.....	-33	.....	-33	77	.....	77	389	.....	389
<b>Military Sales Programs:</b>									
Foreign Military Sales Trust Fund.....	2,606	.....	2,606	6,555	.....	6,555	6,258	.....	6,258
Other.....	(**)	.....	(**)	(**)	5	-5	.....	.....	.....
Proprietary Receipts from the Public.....	.....	1,744	-1,744	.....	5,953	-5,953	.....	5,485	-5,485
Other.....	9	(**)	9	25	(**)	25	30	(**)	30
<b>Total--International Assistance Programs.....</b>	<b>3,531</b>	<b>1,906</b>	<b>1,624</b>	<b>11,203</b>	<b>6,290</b>	<b>4,913</b>	<b>11,750</b>	<b>5,647</b>	<b>6,103</b>
<b>National Aeronautics and Space Administration:</b>									
Science.....	424	.....	424	1,148	.....	1,148	1,202	.....	1,202
Aeronautics.....	43	.....	43	138	.....	138	152	.....	152
Exploration.....	476	.....	476	1,172	.....	1,172	901	.....	901
Cross Agency Support.....	285	.....	285	800	.....	800	826	.....	826
Space Operations.....	566	.....	566	1,105	.....	1,105	1,211	.....	1,211
Other.....	52	.....	52	214	.....	214	128	.....	128
Proprietary Receipts from the Public.....	.....	(**)	(**)	.....	1	-1	.....	1	-1
Intrabudgetary Transactions.....	-1	.....	-1	-1	.....	-1	6	.....	6
<b>Total--National Aeronautics and Space Administration.....</b>	<b>1,846</b>	<b>(**)</b>	<b>1,846</b>	<b>4,577</b>	<b>1</b>	<b>4,577</b>	<b>4,425</b>	<b>1</b>	<b>4,424</b>
<b>National Science Foundation:</b>									
Research and Related Activities.....	408	.....	408	1,511	.....	1,511	1,307	.....	1,307
Education and Human Resources.....	187	.....	187	249	.....	249	234	.....	234
Other.....	80	.....	80	162	.....	162	179	.....	179
Proprietary Receipts from the Public.....	.....	6	-6	.....	9	-9	.....	3	-3
<b>Total--National Science Foundation.....</b>	<b>675</b>	<b>6</b>	<b>669</b>	<b>1,922</b>	<b>9</b>	<b>1,913</b>	<b>1,719</b>	<b>3</b>	<b>1,716</b>
<b>Office of Personnel Management:</b>									
<b>Government Payment for Annuity, Employees</b>									
Health and Life Insurance Benefits.....	902	.....	902	2,753	.....	2,753	2,632	.....	2,632
Civil Service Retirement and Disability Fund.....	6,241	.....	6,241	18,924	.....	18,924	17,813	.....	17,813
Employees Life Insurance Fund.....	214	250	-36	713	836	-123	646	1,126	-480
Employees and Retired Employees Health Benefits Fund.....	3,626	3,565	61	10,994	11,095	-101	10,688	10,828	-140
Other.....	20	.....	20	104	.....	104	-11	.....	-11
Proprietary Receipts from the Public.....	.....	2	-2	.....	4	-4	.....	2	-2
<b>Intrabudgetary Transactions:</b>									
Postal Service Contributions.....	-793	.....	-793	-793	.....	-793	-821	.....	-821
<b>Civil Service Retirement and Disability Fund:</b>									
Other.....	-4	.....	-4	-13	.....	-13	-13	.....	-13
<b>Total--Office of Personnel Management.....</b>	<b>10,207</b>	<b>3,816</b>	<b>6,390</b>	<b>32,682</b>	<b>11,935</b>	<b>20,747</b>	<b>30,933</b>	<b>11,955</b>	<b>18,978</b>



**Table 5. Outlays of the U.S. Government, December 2012 and Other Periods—Continued**

Classification	[\$ millions]								
	This Month			Current Fiscal Year to Date			Prior Fiscal Year to Date		
	Gross Outlays	Applicable Receipts	Outlays	Gross Outlays	Applicable Receipts	Outlays	Gross Outlays	Applicable Receipts	Outlays
<b>Small Business Administration:</b>									
Salaries and Expenses .....	75	.....	75	146	(**)	146	229	.....	229
Business Loans Program .....	19	-1	19	52	-2	54	56	2	54
Disaster Loans Program .....	6	(**)	6	84	(**)	84	22	(**)	22
Other .....	3	1	1	10	4	6	8	2	6
Proprietary Receipts from the Public .....	.....	(**)	(**)	.....	(**)	(**)	.....	(**)	(**)
Intrabudgetary Transactions .....	.....	.....	.....	(**)	.....	(**)	(**)	.....	(**)
<b>Total—Small Business Administration .....</b>	<b>102</b>	<b>1</b>	<b>101</b>	<b>292</b>	<b>2</b>	<b>290</b>	<b>315</b>	<b>5</b>	<b>310</b>
<b>Social Security Administration:</b>									
Payments to Social Security Trust Funds .....	9,213	.....	9,213	32,252	.....	32,252	30,406	.....	30,406
Supplemental Security Income Program .....	4,706	.....	4,706	17,877	.....	17,877	13,071	.....	13,071
<b>Federal Old-Age and Survivors Insurance Trust Fund</b>									
<b>(Off-Budget):</b>									
Benefit Payments .....	54,384	.....	54,384	161,601	.....	161,601	150,916	.....	150,916
Administrative Expenses .....	241	.....	241	886	.....	886	862	.....	862
<b>Total—FOASI Trust Fund .....</b>	<b>54,625</b>	<b>.....</b>	<b>54,625</b>	<b>162,486</b>	<b>.....</b>	<b>162,486</b>	<b>151,777</b>	<b>.....</b>	<b>151,777</b>
<b>Federal Disability Insurance Trust Fund</b>									
<b>(Off-Budget):</b>									
Benefit Payments .....	11,793	.....	11,793	34,168	.....	34,168	32,384	.....	32,384
Administrative Expenses .....	230	.....	230	615	.....	615	646	.....	646
<b>Total—FDI Trust Fund .....</b>	<b>12,024</b>	<b>.....</b>	<b>12,024</b>	<b>34,783</b>	<b>.....</b>	<b>34,783</b>	<b>33,030</b>	<b>.....</b>	<b>33,030</b>
Other .....	21	.....	21	68	.....	68	44	.....	44
<b>Proprietary Receipts from the Public:</b>									
On-Budget .....	.....	255	-255	.....	509	-509	.....	567	-567
Off-Budget .....	.....	3	-3	.....	10	-10	.....	10	-10
<b>Intrabudgetary Transactions:</b>									
Off-Budget <sup>1</sup> .....	-9,212	.....	-9,212	-32,251	.....	-32,251	-30,406	.....	-30,406
<b>Total—Social Security Administration .....</b>	<b>71,376</b>	<b>258</b>	<b>71,118</b>	<b>215,215</b>	<b>519</b>	<b>214,695</b>	<b>197,923</b>	<b>578</b>	<b>197,345</b>
<b>Other Independent Agencies:</b>									
Broadcasting Board of Governors .....	59	(**)	59	167	-1	168	152	-2	153
Bureau of Consumer Financial Protection .....	30	.....	30	78	(**)	78	51	(**)	51
Corporation for National and Community Service .....	74	(**)	74	243	(**)	242	248	(**)	248
Corporation for Public Broadcasting .....	.....	.....	.....	445	.....	445	438	.....	438
<b>District of Columbia:</b>									
Courts .....	30	.....	30	89	.....	89	78	.....	78
General and Special Payments .....	38	.....	38	132	(**)	132	119	(**)	119
Equal Employment Opportunity Commission .....	26	(**)	26	83	(**)	82	86	(**)	86
Export-Import Bank of the United States .....	-103	33	-137	-345	43	-388	-156	18	-174
<b>Federal Communications Commission:</b>									
Universal Service Fund .....	746	.....	746	2,571	.....	2,571	2,387	.....	2,387
Spectrum Auction Program Account .....	(**)	.....	(**)	(**)	.....	(**)	(**)	.....	(**)
Other .....	33	2	31	78	14	64	86	7	79
<b>Federal Deposit Insurance Corporation:</b>									
Deposit Insurance Fund .....	-991	-1,156	165	-593	-1,103	510	803	-48	851
FSLIC Resolution Fund .....	(**)	(**)	(**)	183	1	182	52	10	42
<b>Total—Federal Deposit Insurance Corporation .....</b>	<b>-991</b>	<b>-1,156</b>	<b>165</b>	<b>-410</b>	<b>-1,102</b>	<b>692</b>	<b>855</b>	<b>-38</b>	<b>893</b>
Federal Drug Control Programs .....	23	.....	23	65	.....	65	164	.....	164
Federal Housing Finance Agency .....	22	.....	22	63	.....	63	51	.....	51
Intelligence Community Management Account .....	34	.....	34	77	.....	77	196	.....	196
Legal Services Corporation .....	57	.....	57	89	.....	89	93	.....	93
National Archives and Records Administration .....	38	2	36	107	5	103	101	10	90
National Credit Union Administration .....	36	26	10	5,477	2,001	3,476	2,467	468	1,999
National Endowment for the Arts .....	13	(**)	13	38	(**)	38	41	(**)	40
National Endowment for the Humanities .....	11	(**)	11	36	(**)	35	37	1	37
Institute of Museum and Library Services .....	22	(**)	22	72	1	71	70	1	70
National Labor Relations Board .....	23	(**)	23	65	(**)	65	65	(**)	65
Nuclear Regulatory Commission .....	78	3	75	235	212	23	245	213	33
<b>Postal Service:</b>									
<b>Off-Budget:</b>									
Public Enterprise Funds .....	5,355	5,962	-607	18,643	20,992	-2,350	18,483	18,225	259
Other .....	(**)	.....	(**)	125	.....	125	54	.....	54
Other .....	.....	.....	.....	78	.....	78	76	.....	76

**Table 5. Outlays of the U.S. Government, December 2012 and Other Periods—Continued**

Classification	[\$ millions]								
	This Month			Current Fiscal Year to Date			Prior Fiscal Year to Date		
	Gross Outlays	Applicable Receipts	Outlays	Gross Outlays	Applicable Receipts	Outlays	Gross Outlays	Applicable Receipts	Outlays
<b>Other Independent Agencies:—Continued</b>									
Railroad Retirement Board:									
Federal Windfall Subsidy .....	4	.....	4	11	.....	11	13	.....	13
Federal Payments to the Railroad Retirement Accounts.....	27	.....	27	222	.....	222	219	.....	219
Railroad Unemployment Insurance Trust Fund:									
Benefit Payments.....	9	.....	9	25	.....	25	22	.....	22
Transfer to Administrative Funds .....	1	.....	1	3	.....	3	3	.....	3
Rail Industry Pension Fund:									
Benefit Payments.....	403	.....	403	1,211	.....	1,211	1,170	.....	1,170
Advances from FOASDI Fund.....	-117	.....	-117	-353	.....	-353	-339	.....	-339
OASDI Certifications.....	116	.....	116	352	.....	352	339	.....	339
Transfer to Administrative Funds .....	4	.....	4	16	.....	16	17	.....	17
Other.....	3	.....	3	3	.....	3	(**)	.....	(**)
National Railroad Retirement Investment Trust:									
Administrative Expenses.....	3	.....	3	15	.....	15	16	.....	16
Transfers to the Railroad Retirement Trust Funds from the National Railroad Retirement Investment Trust.....	.....	.....	.....	274	.....	274	274	.....	274
Railroad Social Security Equivalent Benefit Account:									
Benefit Payments.....	553	.....	553	1,653	.....	1,653	1,581	.....	1,581
Transfer to Administrative Funds .....	2	.....	2	7	.....	7	7	.....	7
Other .....	3	.....	3	2	.....	2	(**)	.....	(**)
Proprietary Receipts from the Public.....	.....	248	-248	.....	697	-697	.....	-586	586
Intrabudgetary Transactions:									
Other.....	-27	.....	-27	-496	.....	-496	-493	.....	-493
Total--Railroad Retirement Board .....	985	248	737	2,945	697	2,248	2,829	-586	3,416
Securities and Exchange Commission.....	123	(**)	123	316	(**)	316	290	(**)	290
Smithsonian Institution.....	79	.....	79	256	(**)	256	248	(**)	248
Tennessee Valley Authority .....	6,611	6,227	384	15,985	15,512	472	9,202	8,951	251
Other .....	-80	-12	-68	332	81	251	746	60	686
<b>Total--Other Independent Agencies .....</b>	<b>13,374</b>	<b>11,336</b>	<b>2,039</b>	<b>48,136</b>	<b>38,457</b>	<b>9,679</b>	<b>39,804</b>	<b>27,329</b>	<b>12,475</b>
<b>Undistributed Offsetting Receipts:</b>									
Other Interest.....	.....	(**)	(**)	.....	(**)	(**)	.....	.....	.....
<b>Employer Share, Employee Retirement:</b>									
Department of Health and Human Services:									
Federal Hospital Insurance Trust Fund:									
Federal Employer Contributions.....	-308	.....	-308	-924	.....	-924	-849	.....	-849
Postal Service Employer Contributions .....	-48	.....	-48	-144	.....	-144	-150	.....	-150
Department of State:									
Foreign Service Retirement and Disability Fund .....	-4	.....	-4	-65	.....	-65	-85	.....	-85
Other Defense Civil Programs:									
Military Retirement Fund.....	-1,656	.....	-1,656	-11,835	.....	-11,835	-10,953	.....	-10,953
Department of Defense Medicare-Eligible Retiree Health Care Fund .....									
.....	.....	.....	.....	-8,529	.....	-8,529	-11,145	.....	-11,145
Office of Personnel Management:									
Civil Service Retirement and Disability Fund .....	-1,902	.....	-1,902	-6,165	.....	-6,165	-6,964	.....	-6,964
Social Security Administration (Off-Budget):									
Federal Old-Age and Survivors Insurance Trust Fund:									
Federal Employer Contributions.....	-1,077	.....	-1,077	-3,231	.....	-3,231	-2,883	.....	-2,883
Federal Disability Insurance Trust Fund:									
Federal Employer Contributions.....	-183	.....	-183	-549	.....	-549	-489	.....	-489
Other .....	-1	.....	-1	-2	.....	-2	(**)	.....	(**)
<b>Total--Employer Share, Employee Retirement.....</b>	<b>-5,178</b>	.....	<b>-5,178</b>	<b>-31,444</b>	.....	<b>-31,444</b>	<b>-33,518</b>	.....	<b>-33,518</b>

**Table 5. Outlays of the U.S. Government, December 2012 and Other Periods—Continued**

Classification	[\$ millions]								
	This Month			Current Fiscal Year to Date			Prior Fiscal Year to Date		
	Gross Outlays	Applicable Receipts	Outlays	Gross Outlays	Applicable Receipts	Outlays	Gross Outlays	Applicable Receipts	Outlays
<b>Undistributed Offsetting Receipts:—Continued</b>									
Interest Received by Trust Funds:									
Judicial Branch:									
Judicial Survivors Annuity Fund .....	-1	.....	-1	-4	.....	-4	-3	.....	-3
Department of Health and Human Services:									
Federal Hospital Insurance Trust Fund .....	-4,900	.....	-4,900	-5,047	.....	-5,047	-5,700	.....	-5,700
Federal Supplementary Medical Insurance Trust Fund .....	-1,180	.....	-1,180	-1,270	.....	-1,270	-1,446	.....	-1,446
Department of Homeland Security:									
Oil Spill Liability Trust Fund .....	10	.....	10	4	.....	4	-10	.....	-10
Other .....	-3	.....	-3	-4	.....	-4	-2	.....	-2
Department of Labor:									
Unemployment Trust Fund .....	-233	.....	-233	-238	.....	-238	-227	.....	-227
Department of State:									
Foreign Service Retirement and Disability Fund .....	-340	.....	-340	-340	.....	-340	-362	.....	-362
Department of Transportation:									
Airport and Airway Trust Fund .....	-102	.....	-102	-106	.....	-106	-102	.....	-102
Department of Veterans Affairs:									
National Service Life Insurance Fund .....	-159	.....	-159	-162	.....	-162	-186	.....	-186
United States Government Life Insurance Fund .....	(**)	.....	(**)	(**)	.....	(**)	(**)	.....	(**)
Corps of Engineers .....	-1	.....	-1	-33	.....	-33	44	.....	44
Other Defense Civil Programs:									
Military Retirement Fund .....	36	.....	36	10,333	.....	10,333	-2,807	.....	-2,807
Educational Benefits Fund .....	(**)	.....	(**)	-10	.....	-10	-7	.....	-7
Armed Forces Retirement Home .....	(**)	.....	(**)	-1	.....	-1	-2	.....	-2
Environmental Protection Agency .....	(**)	.....	(**)	(**)	.....	(**)	(**)	.....	(**)
Office of Personnel Management:									
Civil Service Retirement and Disability Fund .....	-16,186	.....	-16,186	-16,195	.....	-16,195	-17,430	.....	-17,430
Social Security Administration (Off-Budget):									
Federal Old-Age and Survivors Insurance Trust Fund .....	-49,808	.....	-49,808	-49,893	.....	-49,893	-52,363	.....	-52,363
Federal Disability Insurance Trust Fund .....	-2,799	.....	-2,799	-2,935	.....	-2,935	-3,719	.....	-3,719
Independent Agencies:									
Railroad Retirement Board .....	-6	.....	-6	-18	.....	-18	-16	.....	-16
Other .....	(**)	.....	(**)	-3	.....	-3	-4	.....	-4
Other .....	-8	.....	-8	-40	.....	-40	-10	.....	-10
Total--Interest Received by Trust Funds .....	-75,680	.....	-75,680	-65,961	.....	-65,961	-84,351	.....	-84,351
Rents and Royalties on the Outer Continental Shelf Lands .....	.....	567	-567	.....	2,819	-2,819	.....	1,003	-1,003
Sale of Major Assets .....	.....	2,588	-2,588	.....	2,588	-2,588	.....	.....	.....
<b>Total--Undistributed Offsetting Receipts .....</b>	<b>-80,858</b>	<b>3,155</b>	<b>-84,013</b>	<b>-97,405</b>	<b>5,407</b>	<b>-102,812</b>	<b>-117,869</b>	<b>1,003</b>	<b>-118,872</b>
<b>Total Outlays .....</b>	<b>306,786</b>	<b>36,088</b>	<b>270,699</b>	<b>1,015,030</b>	<b>106,179</b>	<b>908,851</b>	<b>967,037</b>	<b>89,864</b>	<b>877,173</b>
<b>Total On-Budget .....</b>	<b>297,863</b>	<b>30,123</b>	<b>267,740</b>	<b>887,853</b>	<b>85,177</b>	<b>802,677</b>	<b>853,552</b>	<b>71,629</b>	<b>781,923</b>
<b>Total Off-Budget .....</b>	<b>8,924</b>	<b>5,965</b>	<b>2,959</b>	<b>127,177</b>	<b>21,002</b>	<b>106,175</b>	<b>113,484</b>	<b>18,235</b>	<b>95,249</b>
<b>Total Surplus (+) or Deficit .....</b>			<b>-1,191</b>			<b>-293,298</b>			<b>-321,735</b>
<b>Total On-Budget .....</b>			<b>-37,691</b>			<b>-309,901</b>			<b>-345,897</b>
<b>Total Off-Budget .....</b>			<b>+36,500</b>			<b>+16,603</b>			<b>+24,162</b>

**MEMORANDUM**

Receipts Offset Against Outlays (In Millions)

	Current Fiscal Year to Date	Comparable Period Prior Fiscal Year
Proprietary Receipts .....	45,666	37,564
Intrabudgetary Transactions .....	278,990	295,592
Governmental Receipts .....	1,825	1,665
<b>Total Receipts Offset Against Outlays .....</b>	<b>326,480</b>	<b>334,821</b>

<sup>1</sup>Includes FICA and SECA tax credits, non-contributory military service credits, special benefits for the aged, and credit for the unnegotiated OASI benefit checks.  
... No Transactions

(\*\*) Less than \$500,000  
Note: Details may not add to totals due to rounding.

The following page replaces page 20 of the December 2012 *Monthly Treasury Statement*.  
The corrected amounts are highlighted in yellow. February 5, 2013

**Table 6. Means of Financing the Deficit or Disposition of Surplus by the U.S. Government, December 2012 and Other Periods**  
[\$ millions]

Assets and Liabilities Directly Related to Budget Off-Budget Activity	Net Transactions (-) denotes net reduction of either liability or asset accounts			Account Balances Current Fiscal Year		
	This Month	Fiscal Year to Date		Beginning of		Close of This Month
		This Year	Prior Year	This Year	This Month	
<b>Liability Accounts:</b>						
Borrowing from the Public:						
Treasury Securities, Issued Under General Financing Authorities:						
Debt Held by the Public .....	28,317	311,932	320,631	11,269,586	11,553,201	11,581,518
Intragovernmental Holdings .....	34,864	54,557	111,968	4,796,656	4,816,348	4,851,213
Total Treasury Securities Outstanding .....	63,181	366,489	432,600	16,066,241	16,369,549	16,432,730
Plus Premium on Treasury Securities .....	725	1,805	4,768	32,809	33,888	34,613
Less Discount on Treasury Securities .....	163	33	-729	75,337	75,207	75,370
Total Treasury Securities Net of Premium and Discount .....	63,743	368,261	438,097	16,023,712	16,328,229	16,391,973
Agency Securities, Issued Under Special Financing Authorities (See Schedule B. for Other Agency Borrowing, See Schedule C) .....						
Total Federal Securities .....	64,143	368,745	438,383	16,048,111	16,352,714	16,416,857
Deduct:						
Federal Securities Held As Investments of Government Accounts (See Schedule D) .....	34,705	54,324	112,135	4,791,850	4,811,469	4,846,174
Less Discount on Federal Securities Held As Investments of Government Accounts .....	-99	-530	-283	23,592	23,162	23,062
Net Federal Securities Held As Investments of Government Accounts .....	34,804	54,854	112,418	4,768,258	4,788,307	4,823,112
Total Borrowing from the Public .....	29,338	313,891	325,965	11,279,854	11,564,407	11,593,745
Accrued Interest Payable to the Public .....	11,407	-2,470	10,722	57,255	43,379	54,786
Allocations of Special Drawing Rights .....	75	-186	-931	54,463	54,203	54,277
Deposit Funds .....	-726	-3,665	-2,895	12,721	9,783	9,057
Miscellaneous Liability Accounts (Includes Checks Outstanding Etc.) .....	-1,756	-1,344	-1,108	11,338	11,750	9,994
<b>Total Liability Accounts .....</b>	<b>38,337</b>	<b>306,227</b>	<b>331,753</b>	<b>11,415,632</b>	<b>11,683,521</b>	<b>11,721,859</b>
<b>Asset Accounts (Deduct)</b>						
Cash and Monetary Assets:						
U.S. Treasury Operating Cash: <sup>1</sup>						
Federal Reserve Account .....	43,774	7,275	29,452	85,446	48,947	92,720
Short-term Cash Investments .....	.....	.....	-1,805	.....	.....	.....
Balance .....	43,774	7,275	27,647	85,446	48,947	92,720
Special Drawing Rights:						
Total Holdings .....	76	-182	-920	55,232	54,975	55,050
SDR Certificates Issued to Federal Reserve Banks .....	.....	.....	.....	-5,200	-5,200	-5,200
Balance .....	76	-182	-920	50,032	49,775	49,850
Reserve Position on the U.S. Quota in the IMF:						
U.S. Subscription to International Monetary Fund:						
Direct Quota Payments .....	.....	.....	.....	54,424	54,424	54,424
Maintenance of Value Adjustments .....	89	-222	-1,110	10,640	10,329	10,418
Letter of Credit Issued to IMF .....	-557	-969	535	-41,463	-41,875	-42,432
Dollar Deposits with the IMF .....	-3	100	-17	-158	-55	-58
Receivable/payable (-) for Interim Maintenance of Value Adjustments .....	-56	145	722	85	286	230
Balance .....	-527	-946	130	23,527	23,108	22,582
Loans to International Monetary Fund .....	.....	.....	1,251	11,873	11,873	11,873
Other Cash and Monetary Assets .....	39	376	634	25,813	26,151	26,190
Total Cash and Monetary Assets .....	43,362	6,523	28,742	196,692	159,853	203,215
Non-Federal Securities of the National Railroad Retirement Investment Trust .....						
Net Activity, Guaranteed Loan Financing (See Schedule E) .....	2,034	5,142	1,879	-9,834	-6,727	-4,692
Net Activity, Direct Loan Financing (See Schedule E) .....	-9,859	-1,364	-20,915	816,805	825,300	815,441
Miscellaneous Asset Accounts .....	1,288	2,098	1,103	-810	1	1,289
<b>Total Asset Accounts .....</b>	<b>37,146</b>	<b>12,929</b>	<b>10,018</b>	<b>1,025,135</b>	<b>1,000,918</b>	<b>1,038,064</b>
Excess of Liabilities (+) or Assets (-) .....	1,191	293,298	321,735	10,390,497	10,682,604	10,683,795
Transactions Not Applied to Current Year's Surplus Or Deficit (See Schedule A for Details) .....						
<b>Total Budget and Off-Budget Federal Entities (Financing of Deficit (+) or Disposition Of Surplus (-)) .....</b>	<b>1,191</b>	<b>293,298</b>	<b>321,735</b>	<b>10,390,497</b>	<b>10,682,604</b>	<b>10,683,795</b>

<sup>1</sup>Major sources of information used to determine Treasury's operating cash balance include Federal Reserve Banks, the Treasury Regional Finance Centers, the Internal Revenue Service Centers, the Bureau of the Public Debt and various electronic systems. Deposits are reflected as received and withdrawals are reflected as processed.

... No Transactions  
Note: Details may not add to totals due to rounding.

The following page replaces page 21 of the December 2012 *Monthly Treasury Statement*.

The corrected amounts are highlighted in yellow. February 5, 2013

**Table 6. Schedule A-Analysis of Change in Excess of Liabilities of the U.S. Government, December 2012 and Other Periods**

Classification	[\$ millions]		
	This Month	Fiscal Year to Date	
		This Year	Prior Year
<b>Excess of Liabilities Beginning of Period:</b>			
Based on Composition of Unified Budget in Preceding Period .....	10,682,604	10,390,656	9,302,250
Adjustments During Current Fiscal Year for Changes in Composition of Unified Budget:			
Revisions by Federal Agencies to the Prior Budget Results .....		-160	-947
<b>Excess of Liabilities Beginning of Period (Current Basis).....</b>	<b>10,682,604</b>	<b>10,390,497</b>	<b>9,301,303</b>
<b>Budget Surplus (-) or Deficit:</b>			
Based on Composition of Unified Budget in Prior Fiscal Year.....	1,191	293,298	321,735
<b>Total Surplus (-) or Deficit (Table 2).....</b>	<b>1,191</b>	<b>293,298</b>	<b>321,735</b>
<b>Total-On-Budget (Table 2).....</b>	<b>37,691</b>	<b>309,901</b>	<b>345,897</b>
<b>Total-Off-Budget (Table 2).....</b>	<b>-36,500</b>	<b>-16,603</b>	<b>-24,162</b>
<b>Transactions Not Applied to Current Year's Surplus or Deficit:</b>			
Total-Transactions Not Applied to Current Year's Surplus of Deficit .....			
<b>Excess of Liabilities Close of Period .....</b>	<b>10,683,795</b>	<b>10,683,795</b>	<b>9,623,039</b>

... No Transactions

Note: Details may not add to totals due to rounding.

**Table 6. Schedule B-Securities Issued by Federal Agencies Under Special Financing Authorities, December 2012 and Other Periods**

Classification	[\$ millions]					
	This Month	Net Transactions (-) denotes net reduction of liability accounts		Account Balances Current Fiscal Year		
		Fiscal Year to Date		Beginning of		Close of
		This Year	Prior Year	This Year	This Month	This Month
<b>Agency Securities, Issued Under Special Financing Authorities:</b>						
Obligations Guaranteed by the United States, Issued By:						
Department of Housing and Urban Development:						
Federal Housing Administration .....				19	19	19
Obligations Not Guaranteed by the United States, Issued By:						
Legislative Branch:						
Architect of the Capitol.....	1	3	3	128	129	130
Independent Agencies:						
Federal Communications Commission.....				(**)	(**)	(**)
National Archives and Records Administration .....				151	151	151
Tennessee Valley Authority .....	399	482	284	24,103	24,186	24,585
<b>Total Agency Securities .....</b>	<b>399</b>	<b>485</b>	<b>286</b>	<b>24,399</b>	<b>24,485</b>	<b>24,884</b>

... No Transactions

Note: Details may not add to totals due to rounding.

(\*\*) Less than \$500,000.

**Table 6. Schedule C (Memorandum)-Federal Agency Borrowing Financed Through the Issue of Treasury Securities, December 2012 and Other Periods**

Classification	[\$ millions]					
	Transactions			Account Balances Current Fiscal Year		
	This Month	Fiscal Year to Date		Beginning of		Close of This Month
This Year		Prior Year	This Year	This Month		
<b>Borrowing from the Treasury:</b>						
Department of Agriculture:						
Farm Service Agency:						
Commodity Credit Corporation.....	1,899	10,331	8,240	772	9,204	11,103
Agricultural Credit Insurance Fund.....	44	44	.....	7,328	7,328	7,372
Farm Storage Facility Loans.....	-50	258	296	905	1,213	1,163
Emergency Boll Weevil Loan Fund.....	.....	.....	.....	3	3	3
Rural Housing Service:						
Rural Housing Insurance.....	78	230	257	15,853	16,005	16,083
Rural Community Facility Loans Fund.....	94	210	182	4,483	4,598	4,693
Multifamily Housing Revitalization Loan Account.....	2	7	13	186	192	194
Rural Business - Cooperative Service:						
Rural Business and Industry Loans.....	.....	.....	(**)	66	66	66
Rural Development Loan Fund.....	1	3	3	305	307	308
Rural Economic Development Loan Fund.....	3	10	6	110	118	121
Renewable Energy Guaranteed Loan Account.....	.....	.....	.....	1	1	1
Rural Microenterprise Investment Loans.....	(**)	1	2	13	14	15
Rural Utilities Service:						
Rural Water and Waste Disposal Fund.....	118	285	294	11,183	11,350	11,468
Rural Electrification and Telecommunications Fund.....	23	101	108	12,161	12,240	12,263
Rural Telephone Bank.....	.....	1	3	363	365	365
Distance Learning and Telemedicine Program.....	29	82	88	1,051	1,104	1,133
Foreign Agricultural Service.....	.....	.....	.....	1,001	1,001	1,001
Department of Commerce:						
Departmental Management:						
Emergency Steel Guaranteed Loan Fund.....	.....	4	.....	2	6	6
National Oceanic and Atmospheric Administration:						
Fisheries Finance.....	6	13	33	552	559	565
Fishing Vessel Obligations.....	.....	.....	.....	(**)	(**)	(**)
National Telecommunications and Information Administration						
State and Local Implementation Fund.....	.....	2	.....	(**)	2	2
Department of Defense - Military Programs:						
Arms Initiative Loans.....	.....	.....	.....	(**)	(**)	(**)
Family Housing Improvement Loans.....	.....	19	60	948	967	967
Department of Education:						
College Housing and Academic Facilities Loans.....	(**)	(**)	-7	44	44	44
Federal Direct Student Loans.....	-1,190	84,491	123,018	591,674	677,355	676,165
Teach Grant Loans.....	(**)	63	69	370	433	433
Temporary Student Loan Purchase Authority.....	-593	407	-800	79,026	80,026	79,433
Federal Family Education Loans.....	.....	.....	.....	43,254	43,254	43,254
Department of Energy:						
Bonneville Power Administration Fund.....	.....	85	135	3,421	3,506	3,506
Western Area Power Administration - Recovery Act.....	-161	-161	15	191	191	30
Advanced Technology Vehicles Manufacturing Loans.....	.....	.....	.....	4	4	4
Department of Health and Human Services:						
Health Education Assistance Loans.....	.....	.....	.....	1	1	1
Consumer Operated and Oriented Plan.....	.....	516	.....	150	666	666
Department of Homeland Security:						
National Flood Insurance Fund.....	.....	2,275	.....	17,750	20,025	20,025
Disaster Assistance Loan Fund.....	.....	(**)	.....	323	323	323
Department of Housing and Urban Development:						
Public and Indian Housing Programs:						
Low-Rent Public Housing - Loans and Other Expenses.....	.....	.....	.....	20	20	20
Housing Programs:						
Emergency Homeowners' Relief Fund.....	.....	.....	.....	5	5	5
Federal Housing Administration.....	.....	.....	.....	11,527	11,527	11,527
Green Retrofit Program for Multifamily Housing-Recovery Act.....	.....	.....	.....	15	15	15

**Table 6. Schedule C (Memorandum)-Federal Agency Borrowing Financed Through the Issue of Treasury Securities, December 2012 and Other Periods**

Classification	[\$ millions]					
	Transactions			Account Balances Current Fiscal Year		
	This Month	Fiscal Year to Date		Beginning of		Close of This Month
This Year		Prior Year	This Year	This Month		
<b>Borrowing from the Treasury:—Continued</b>						
Department of the Interior:						
Helium Fund .....	.....	.....	.....	44	44	44
Bureau of Reclamation Loan Fund .....	.....	.....	.....	36	36	36
Bureau of Indian Affairs .....	4	4	.....	5	5	9
Assistance to American Samoa Loan Fund .....	.....	.....	.....	9	9	9
Department of Labor:						
Black Lung Disability Trust Fund.....	.....	.....	.....	5,245	5,245	5,245
Department of State:						
Reparation Loans.....	(**)	(**)	(**)	3	3	3
Department of Transportation:						
Federal Aviation Administration:						
Aircraft Purchase Loan Guarantee Program .....	.....	.....	(**)	.....	.....	.....
Federal Highway Administration:						
Transportation Infrastructure Finance and Innovation Fund.....	117	264	103	4,405	4,552	4,669
Federal Railroad Administration:						
Railroad Rehabilitation and Improvement Loan Fund .....	13	22	55	703	713	725
Other .....	.....	.....	.....	(**)	(**)	(**)
Maritime Administration:						
Ocean Freight Differential .....	.....	-47	-95	47	.....	.....
Maritime Guaranteed Loan (Title XI) Fund.....	.....	.....	.....	37	37	37
Department of Treasury:						
Departmental Offices:						
Community Development Financial Institutions Fund .....	2	4	.....	33	35	38
Temporary Credit and Liquidity Program .....	.....	.....	.....	13,802	13,802	13,802
Troubled Assets Insurance Financing Fund.....	.....	-2	-60	760	759	759
Troubled Asset Relief Program.....	.....	-15,474	-19,649	52,068	36,594	36,594
Small Business Lending Financing Fund .....	.....	.....	.....	4,112	4,112	4,112
Federal Financing Bank Revolving Fund .....	499	1,656	2,597	57,134	58,291	58,790
Department of Veterans Affairs:						
Veterans Housing Benefit Program Fund.....	.....	192	1,360	773	965	965
Native American Veteran Housing Fund.....	.....	7	11	64	72	72
Vocational Rehabilitation Loan Fund .....	1	1	1	1	1	3
Corps of Engineers:						
Washington Aqueduct.....	(**)	(**)	(**)	4	4	4
Environmental Protection Agency:						
Abatement, Control, and Compliance Loan Program .....	.....	.....	.....	1	1	1
General Services Administration:						
Land Acquisition and Development Fund.....	.....	.....	(**)	.....	.....	.....
International Assistance Program:						
International Security Assistance:						
Military Debt Reduction.....	.....	.....	.....	34	34	34
Agency for International Development:						
International Debt Reduction .....	.....	.....	.....	478	478	478
Development Credit Authority Loan Fund .....	.....	.....	.....	(**)	(**)	(**)
Overseas Private Investment Corporation .....	38	156	109	2,241	2,359	2,397
International Monetary Programs.....	.....	.....	.....	6,021	6,021	6,021
Small Business Administration:						
Business Loan Fund .....	.....	39	.....	1,919	1,957	1,957
Disaster Loan Fund .....	.....	115	.....	6,001	6,116	6,116
Independent Agencies:						
Export-Import Bank of the United States.....	623	2,194	1,821	11,301	12,872	13,495
Federal Communications Commission:						
National Credit Union Administration .....	.....	1,900	.....	3,200	5,100	5,100
Presidio Trust Fund .....	.....	.....	.....	50	50	50
Railroad Retirement Board:						
Social Security Equivalent Benefit Account.....	349	998	942	3,402	4,051	4,400
Smithsonian Institution:						
John F. Kennedy Center Parking Facilities .....	.....	.....	.....	20	20	20
<b>Total Agency Borrowing from the Treasury</b>						
<b>Financed Through Treasury Securities Issued .....</b>	<b>1,950</b>	<b>91,308</b>	<b>119,210</b>	<b>979,021</b>	<b>1,068,378</b>	<b>1,070,328</b>

**Table 6. Schedule C (Memorandum)-Federal Agency Borrowing Financed Through the Issue of Treasury Securities, December 2012 and Other Periods**

Classification	[\$ millions]					
	Transactions			Account Balances Current Fiscal Year		
	This Month	Fiscal Year to Date		Beginning of		Close of This Month
This Year		Prior Year	This Year	This Month		
<b>Borrowing from the Federal Financing Bank:</b>						
Department of Agriculture:						
Rural Utilities Service:						
Rural Electrification and Telecommunications Fund .....	-79	173	1,506	37,750	38,002	37,923
Department of Education:						
Historically Black College and University Capital Financing Fund .....	3	9	8	923	928	931
Department of Energy:						
Title 17 Innovative Technology Loans.....	556	1,281	1,180	12,108	12,832	13,389
Advanced Technology Vehicles Manufacturing .....	-161	-161	.....	.....	.....	-161
Department of Health and Human Services:						
Health Maintenance Organization Loan and Loan Guarantee Fund.....	.....	.....	.....	(**)	(**)	(**)
Department of Transportation:						
Railroad Rehabilitation and Improvement Loan Fund .....	(**)	(**)	(**)	1	1	1
Department of Veterans Affairs:						
Guaranteed Transitional Housing for Homeless Veterans .....	.....	.....	.....	5	5	5
General Services Administration:						
Federal Buildings Fund.....	-3	-16	-15	1,819	1,806	1,803
International Assistance Program:						
Foreign Military Financing Program .....	.....	-4	-1	188	185	185
Small Business Administration:						
Business Loan Fund .....	(**)	(**)	(**)	(**)	(**)	(**)
Independent Agencies:						
Postal Service.....	.....	.....	-97	15,000	15,000	15,000
<b>Total Borrowing from the Federal Financing Bank .....</b>	<b>316</b>	<b>1,281</b>	<b>2,580</b>	<b>67,794</b>	<b>68,759</b>	<b>69,075</b>

Note: This table includes lending by the Federal Financing Bank accomplished by the purchase of agency financial assets, by the acquisition of agency debt securities, and by direct loans on behalf of an agency. The Federal Financing Bank borrows from Treasury and issues its own securities and in turn may loan these funds to agencies in lieu of agencies borrowing directly through Treasury or issuing their own securities.

... No Transactions  
 (\*\*) Less than \$500,000  
 Note: Details may not add to totals due to rounding.



This Page Left Blank Intentionally

---

**Table 6. Schedule D-Investments of Federal Government Accounts in Federal Securities, December 2012 and Other Periods**

Classification	[\$ millions]					
	Net Purchases or Sales (-)			Securities Held as Investments Current Fiscal Year		
	This Month	Fiscal Year to Date		Beginning of		Close of This Month
This Year		Prior Year	This Year	This Month		
<b>Federal Funds:</b>						
Department of Agriculture.....	-24	4	.....	142	170	146
Department of Commerce.....	-2	.....	.....	.....	2	.....
Department of Defense-Military Programs:						
Defense Cooperation Account.....	.....	.....	.....	8	8	8
Department of Energy.....	-29	316	256	53,969	54,314	54,285
Department of Health and Human Services.....	.....	.....	.....	2,096	2,096	2,096
Department of Housing and Urban Development:						
Housing Programs:						
Federal Housing Administration Fund.....	1,265	3,172	1,235	2,778	4,685	5,950
Government National Mortgage Association:						
Guarantees of Mortgage-Backed Securities.....	-26	-112	66	2,117	2,032	2,005
Department of the Interior.....	-308	136	591	6,613	7,057	6,749
Department of Labor.....	-230	554	-302	16,133	16,917	16,687
Department of Transportation.....	169	70	87	1,847	1,748	1,917
Department of the Treasury.....	215	228	-35	24,805	24,818	25,033
Department of Veterans Affairs:						
Veterans Reopened Insurance Fund.....	3	-2	-2	253	247	251
Servicemen's Group Life Insurance Fund.....	(**)	(**)	(**)	1	1	1
Other Defense Civil Programs:						
Uniformed Services Retiree Health Care Fund.....	-568	13,314	15,159	176,113	189,995	189,427
Office of Personnel Management:						
Postal Service Contributions.....	.....	.....	821	45,347	45,347	45,347
Independent Agencies:						
Federal Deposit Insurance Corporation:						
Deposit Insurance Fund.....	-164	-516	-852	37,602	37,250	37,086
FSLIC Resolution Fund.....	(**)	1	3	3,424	3,425	3,425
Federal Housing Finance Agency.....	-19	46	54	77	142	123
National Credit Union Administration.....	-10	-1,578	-1,913	12,792	11,223	11,213
Postal Service.....	623	625	-615	2,590	2,592	3,215
Tennessee Valley Authority.....	.....	-25	.....	25	.....	.....
Other.....	47	-83	-206	15,525	15,395	15,442
Other.....	39	141	672	10,018	10,120	10,159
Total Treasury Securities.....	979	16,290	15,019	414,274	429,585	430,564
<b>Total Federal Funds.....</b>	<b>979</b>	<b>16,290</b>	<b>15,019</b>	<b>414,274</b>	<b>429,585</b>	<b>430,564</b>
<b>Trust Funds:</b>						
Legislative Branch:						
Library of Congress.....	-2	-6	(**)	43	39	37
United States Tax Court.....	.....	(**)	(**)	11	11	11
Other.....	-1	3	7	32	37	36
Judicial Branch:						
Judicial Retirement Funds.....	-5	46	7	961	1,011	1,006
Department of Agriculture.....	-44	.....	.....	.....	44	.....
Department of Defense-Military Programs:						
Voluntary Separation Incentive Fund.....	-16	-1	1	312	328	311
Other.....	-9	-15	-2	833	827	818
Department of Health and Human Services:						
Federal Hospital Insurance Trust Fund.....	6,120	-8,313	-1,630	228,292	213,859	219,979
Federal Supplementary Medical Insurance Trust Fund.....	6,796	-2,105	9,822	69,324	60,423	67,220
Other.....	5	58	38	3,219	3,272	3,278

**Table 6. Schedule D-Investments of Federal Government Accounts in Federal Securities, December 2012 and Other Periods**

Classification	[\$ millions]					
	Net Purchases or Sales (-)			Securities Held as Investments Current Fiscal Year		
	This Month	Fiscal Year to Date		Beginning of		Close of This Month
This Year		Prior Year	This Year	This Month		
<b>Trust Funds—Continued</b>						
Department of Homeland Security.....	65	82	103	4,499	4,516	4,581
Department of the Interior.....	-1	-3	-11	40	38	37
Department of Labor:						
Unemployment Trust Fund.....	559	-504	-396	20,673	19,610	20,169
Other.....	-10	-30	-31	59	39	29
Department of State:						
Foreign Service Retirement and Disability Fund.....	293	287	278	16,893	16,886	17,180
Other.....	-3	-2	(**)	35	36	33
Department of Transportation:						
Airport and Airway Trust Fund.....	-124	-96	1,182	10,425	10,452	10,329
Highway Trust Fund.....	-149	3,478	-2,446	9,970	13,598	13,448
Department of Treasury.....	-80	-274	-101	1,428	1,234	1,154
Department of Veterans Affairs:						
General Post Fund, National Homes.....	.....	.....	.....	63	63	63
National Service Life Insurance.....	87	-54	-38	6,912	6,771	6,858
United States Government Life Insurance Fund.....	(**)	-1	-1	13	12	12
Veterans Special Life Insurance Fund.....	43	23	28	1,953	1,933	1,976
Corps of Engineers.....	158	436	368	7,062	7,340	7,498
Other Defense Civil Programs:						
Military Retirement Fund.....	-2,937	51,427	56,832	376,439	430,803	427,866
Other.....	-26	-71	-77	2,007	1,962	1,936
Environmental Protection Agency.....	477	343	816	4,510	4,376	4,853
National Aeronautics and Space Administration.....	(**)	(**)	(**)	15	15	15
Office of Personnel Management:						
Civil Service Retirement and Disability Fund:						
Treasury Securities.....	-12,875	-20,658	7,534	826,555	818,772	805,897
Employees Life Insurance Fund.....	36	-89	485	41,250	41,125	41,160
Employees and Retired Employees Health Benefits Fund.....	-61	89	144	21,261	21,410	21,350
Social Security Administration:						
Federal Old-Age and Survivors Insurance Trust						
Fund.....	37,736	23,575	32,367	2,586,697	2,572,536	2,610,272
Federal Disability Insurance Trust Fund.....	-2,007	-9,543	-7,969	132,345	124,808	122,802
Independent Agencies:						
Harry S Truman Memorial Scholarship Trust Fund.....	(**)	(**)	(**)	53	54	54
Japan-United States Friendship Commission.....	.....	.....	.....	38	38	38
Railroad Retirement Board:						
Treasury Securities.....	-357	-274	-308	2,403	2,486	2,129
Agency Securities.....	.....	.....	.....	5	5	5
Other.....	57	227	114	946	1,116	1,173
Total Treasury Securities.....	33,726	38,034	97,116	4,377,571	4,381,879	4,415,605
Total Agency Securities.....	.....	.....	.....	5	5	5
<b>Total Trust Funds.....</b>	<b>33,726</b>	<b>38,034</b>	<b>97,116</b>	<b>4,377,575</b>	<b>4,381,884</b>	<b>4,415,610</b>
<b>Grand Total.....</b>	<b>34,705</b>	<b>54,324</b>	<b>112,135</b>	<b>4,791,850</b>	<b>4,811,469</b>	<b>4,846,174</b>

... No Transactions  
 (\*\*) Less than \$500,000

Note: Investments are in Treasury securities unless otherwise noted.  
 Note: Details may not add to totals due to rounding.

The next page replaces page 29 of the December 2012 *Monthly Treasury Statement*.  
The corrected amounts are highlighted in yellow. February 5, 2013

**Table 6. Schedule E-Net Activity, Guaranteed and Direct Loan Financing, December 2012 and Other Periods**

Classification	Net Transactions (-) denotes net reduction of assets accounts			Account Balances Current Fiscal Year		
	This Month	Fiscal Year to Date		Beginning of		Close of This Month
		This Year	Prior Year	This Year	This Month	
<b>Guaranteed Loan Financing Activity:</b>						
Department of Agriculture:						
Farm Service Agency:						
Commodity Credit Corporation Export Fund .....	-10	-29	-15	418	400	390
Agricultural Credit Insurance Fund .....	(**)	2	4	-194	-191	-191
Natural Resource Conservation Demonstration Program:						
Agricultural Resource Conservation Demonstration Program .....	.....	.....	.....	(**)	(**)	(**)
Rural Housing Service:						
Rural Community Facility Loans .....	3	2	-1	-58	-59	-56
Rural Housing Insurance Fund .....	14	42	-40	-2,348	-2,320	-2,306
Rural Business-Cooperative Service:						
Rural Business and Industry Loans .....	(**)	2	34	-456	-454	-454
Renewable Energy Guaranteed Loan Account .....	(**)	-3	-3	-33	-36	-36
Biorefinery Assistance Loan Account .....	.....	.....	18	-72	-72	-72
Rural Utilities Service:						
Rural Water and Waste Disposal Fund .....	(**)	(**)	(**)	-24	-24	-24
Department of Commerce:						
General Administration:						
Emergency Oil, Gas, and Steel Account .....	.....	.....	.....	5	5	5
National Oceanic and Atmospheric Administration:						
Fishing Vessel Obligations .....	.....	.....	(**)	(**)	(**)	(**)
Department of Defense-Military Programs .....	.....	.....	.....	-15	-15	-15
Department of Education:						
Office of Student Financial Assistance:						
Federal Family Education Loans .....	293	-285	-469	27,768	27,190	27,483
Department of Energy:						
Title 17 Innovative Technology Loans .....	.....	-1	-16	-161	-162	-162
Department of Health and Human Services:						
Health Resources and Services Administration:						
Health Center Loans .....	.....	.....	.....	-3	-3	-3
Health Education Assistance Loans .....	(**)	(**)	3	-53	-53	-53
Department of Housing and Urban Development:						
Public and Indian Housing Programs:						
Indian Housing Loans .....	(**)	(**)	-3	-58	-58	-58
Native Hawaiian Housing Loans .....	(**)	(**)	(**)	-2	-2	-2
Community Planning and Development:						
Community Development Loans .....	-1	-1	-2	-95	-95	-96
Housing Programs:						
FHA-Mutual Mortgage Insurance Loans .....	1,898	5,110	1,279	-26,444	-23,231	-21,333
FHA-General and Special Risk Fund .....	190	502	398	-4,846	-4,533	-4,344
Home Ownership Preservation Entity Fund .....	(**)	(**)	(**)	-20	-20	-20
Government National Mortgage Association:						
Guarantees of Mortgaged-Backed Securities .....	-122	-189	597	6,418	6,351	6,230

**Table 6. Schedule E-Net Activity, Guaranteed and Direct Loan Financing, December 2012 and Other Periods**

Classification	[\$ millions]					
	Net Transactions (-) denotes net reduction of assets accounts			Account Balances Current Fiscal Year		
	This Month	Fiscal Year to Date		Beginning of		Close of This Month
This Year		Prior Year	This Year	This Month		
<b>Guaranteed Loan Financing Activity:—Continued</b>						
Department of the Interior:						
Bureau of Indian Affairs .....	3	3	-4	-52	-52	-49
Department of Transportation:						
Office of the Secretary:						
Minority Business Resource Center Fund .....	(**)	.....	(**)	(**)	(**)	(**)
Federal Highway Administration:						
Transportation Infrastructure Finance and Innovation Fund .....	.....	.....	.....	(**)	(**)	(**)
Maritime Administration:						
Maritime Guaranteed Loan (Title XI) Fund .....	(**)	(**)	-22	-213	-213	-213
Department of the Treasury:						
Departmental Offices:						
Air Transportation Stabilization Fund .....	.....	.....	.....	(**)	(**)	(**)
Troubled Assets Insurance Financing Fund .....	-183	-183	.....	758	758	576
Troubled Asset Relief Program .....	.....	(**)	.....	-11	-10	-10
Department of Veterans Affairs:						
Veterans Benefits Administration:						
Veterans Housing Benefit Program Fund .....	68	227	-5	-4,157	-3,998	-3,930
International Assistance Program:						
Agency for International Development:						
Loan Guarantees to Israel .....	.....	.....	.....	-1,397	-1,397	-1,397
Urban and Environmental Credit Guaranteed Loans .....	1	1	1	-63	-63	-62
Microenterprise and Small Enterprise Development .....	.....	.....	(**)	(**)	(**)	(**)
Development Credit Authority Loan Fund .....	(**)	(**)	-1	-49	-50	-50
Loan Guarantees to Egypt .....	.....	.....	.....	-137	-137	-137
Tunisia Loan Fund .....	.....	.....	.....	-30	-30	-30
Overseas Private Investment Corporation .....	10	25	-37	-101	-87	-77
Small Business Administration:						
Business Loan Fund .....	-83	-3	262	-2,795	-2,716	-2,799
Independent Agencies:						
Export-Import Bank of the United States .....	-47	-82	-101	-1,314	-1,350	-1,396
Net Activity, Guaranteed Loan Financing .....	<b>2,035</b>	<b>5,143</b>	<b>1,879</b>	<b>-9,834</b>	<b>-6,727</b>	<b>-4,692</b>

**Table 6. Schedule E-Net Activity, Guaranteed and Direct Loan Financing, December 2012 and Other Periods**

Classification	[\$ millions]					
	Net Transactions (-) denotes net reduction of assets accounts			Account Balances Current Fiscal Year		
	This Month	Fiscal Year to Date		Beginning of		Close of This Month
This Year		Prior Year	This Year	This Month		
<b>Direct Loan Financing Activity:</b>						
Department of Agriculture:						
Farm Service Agency:						
Agricultural Credit Insurance Fund.....	-132	-309	-194	6,934	6,757	6,626
Farm Storage Facility Loans.....	5	11	43	727	733	738
Apple Loans Fund.....	.....	.....	(**)	(**)	(**)	(**)
Emergency Boll Weevil Loan Fund.....	.....	.....	.....	3	3	3
Rural Housing Service:						
Rural Community Facility Loans Fund.....	42	80	98	4,076	4,114	4,155
Rural Housing Insurance Fund.....	-27	-73	-26	15,501	15,455	15,427
Multifamily Housing Revitalization Loan Account.....	1	3	5	168	170	171
Rural Business-Cooperative Service:						
Rural Business and Industry Loan Fund.....	(**)	-2	(**)	50	48	48
Rural Development Loan Fund.....	-2	-6	-6	298	294	292
Rural Economic Development Loan Fund.....	1	5	1	102	106	107
Rural Microenterprise Investment Loans.....	(**)	1	2	13	14	14
Rural Utilities Service:						
Rural Water and Waste Disposal Loans.....	16	-72	52	9,718	9,630	9,646
Rural Electrification and Telecommunications Fund.....	-95	58	1,037	45,309	45,462	45,367
Rural Telephone Bank.....	-11	-25	-13	347	333	322
Distance Learning and Telemedicine Program.....	19	59	73	1,028	1,068	1,087
Rural Development Insurance Fund.....	.....	.....	.....	1,065	1,065	1,065
Foreign Agricultural Service:						
P.L. 480 Direct Loan Fund.....	-33	-65	-66	844	813	779
International Debt Reduction.....	-6	-8	-4	16	13	8
Department of Commerce:						
National Oceanic and Atmospheric Administration:						
Fisheries Finance.....	2	-3	19	552	547	549
Department of Defense-Military Programs.....	14	8	50	948	941	956
Department of Education:						
Office of Postsecondary Education:						
College Housing and Academic Facilities Loans.....	(**)	-2	(**)	6	5	5
Historically Black College and University Capital Financing Fund.....	3	9	8	558	563	566
Office of Student Financial Assistance:						
Federal Direct Student Loans.....	4,308	18,195	21,093	525,881	539,769	544,076
Teach Grant Loans.....	4	20	22	343	359	363
Temporary Student Loan Purchase Authority.....	-833	-2,275	-2,377	115,220	113,778	112,945
Department of Energy:						
Advanced Technology Vehicles Manufacturing Loans.....	-89	-89	261	5,767	5,767	5,678
Title 17 Innovative Technology Loans.....	412	1,095	584	4,078	4,762	5,173
Department of Health and Human Services:						
Consumer Operated and Oriented Plan.....	8	18	.....	57	67	75
Department of Homeland Security:						
Disaster Assistance Loan Fund.....	-2	-3	-2	324	323	321
Department of Housing and Urban Development:						
Housing Programs:						
Emergency Homeowners' Relief Fund.....	(**)	(**)	(**)	2	2	2
FHA-Mutual Mortgage Insurance Loans.....	(**)	(**)	(**)	-5	-5	-5
FHA-General and Special Risk Fund.....	.....	.....	.....	(**)	(**)	(**)
Green Retrofit Program for Multifamily Housing Fund.....	.....	.....	-1	11	11	11

**Table 6. Schedule E-Net Activity, Guaranteed and Direct Loan Financing, December 2012 and Other Periods**

Classification	Net Transactions (-) denotes net reduction of assets accounts			Account Balances Current Fiscal Year		
	This Month	Fiscal Year to Date		Beginning of		Close of This Month
		This Year	Prior Year	This Year	This Month	
<b>Direct Loan Financing Activity:—Continued</b>						
Department of the Interior:						
Bureau of Reclamation .....	(**)	.....	.....	37	37	37
Bureau of Indian Affairs .....	(**)	(**)	(**)	5	5	5
Assistance to American Samoa Loan Fund .....	.....	.....	.....	9	9	9
Department of State:						
Administration of Foreign Affairs:						
Repatriation Loans .....	(**)	(**)	(**)	1	(**)	(**)
Department of Transportation:						
Federal Highway Administration:						
Transportation Infrastructure Finance and Innovation Fund .....	114	241	86	4,375	4,502	4,615
Tiger Tifia Loan Fund .....	.....	.....	(**)	(**)	(**)	(**)
Federal Railroad Administration:						
Railroad Rehabilitation and Improvement Loan Fund .....	6	10	47	691	695	701
Department of the Treasury:						
Departmental Offices:						
Community Development Financial Institutions Fund .....	3	2	-1	33	32	35
GSE Mortgage-Backed Securities Purchase Program .....	.....	.....	-41,030	3,908	3,908	3,908
Temporary Credit and Liquidity Program .....	-908	-1,466	-129	13,256	12,698	11,791
Troubled Asset Relief Program .....	-12,764	-17,983	-2,007	31,484	26,266	13,501
Small Business Lending Program .....	-60	-101	-11	4,034	3,994	3,934
Financial Management Service .....	.....	.....	.....	(**)	(**)	(**)
Department of Veterans Affairs:						
Veterans Benefits Administration:						
Veterans Housing Benefit Program Fund .....	-6	-16	-159	661	651	645
Native American Veteran Housing Fund .....	1	2	(**)	59	60	61
Transitional Housing Loans .....	(**)	(**)	(**)	(**)	(**)	(**)
Vocational Rehabilitation Loan Fund .....	(**)	(**)	(**)	1	1	1
Environmental Protection Agency:						
Abatement, Control, and Compliance Loan Program .....	(**)	(**)	-1	(**)	(**)	(**)
International Assistance Program:						
International Security Assistance:						
Foreign Military Loan Program .....	.....	.....	.....	-27	-27	-27
Military Debt Reduction .....	.....	.....	.....	34	34	34
Agency for International Development:						
International Debt Reduction .....	.....	-12	-12	138	125	125
Overseas Private Investment Corporation .....	-28	-13	40	1,454	1,469	1,440
International Monetary Programs .....	.....	-1	-2	-54	-54	-54
Small Business Administration:						
Business Loan Fund .....	-1	1	3	109	112	111
Disaster Loan Fund .....	-32	-104	-51	5,815	5,742	5,711
Independent Agencies:						
Export-Import Bank of the United States .....	213	1,446	1,653	10,848	12,082	12,294
Federal Communications Commission:						
Spectrum Auction Loan Fund .....	.....	.....	(**)	-4	-4	-4
<b>Net Activity, Direct Loan Financing .....</b>	<b>-9,859</b>	<b>-1,364</b>	<b>-20,915</b>	<b>816,805</b>	<b>825,300</b>	<b>815,441</b>

Note: Federal credit programs provide benefits to the public in the form of direct loans and loan guarantees. This table reflects cash transactions and balances of the nonbudgetary financing fund accounts that result from the disbursement of loans, collection of fees, repayment of principle, sale of collateral, interest, and subsidy received from the credit program accounts at net present value in accordance with the Credit Reform Act of 1990. Unreimbursed costs such as administrative expenses and subsidy payments are reported on a cash basis and included within each program's budgetary totals in Table 5.

... No Transactions  
 (\*\*) Less than \$500,000  
 Note: Details may not add to totals due to rounding.

The following pages replace pages 32-33 of the December 2012 *Monthly Treasury Statement*.  
The corrected amounts are highlighted in yellow. February 5, 2013

Table 7. Receipts and Outlays of the U.S. Government by Month, Fiscal Year 2013

Classification	[\$ millions]												Fiscal Year to Date	Comparable Period Prior F.Y.	
	Oct.	Nov.	Dec.	Jan.	Feb.	March	April	May	June	July	Aug.	Sept.			
<b>Receipts:</b>															
Individual Income Taxes .....	102,039	75,027	135,331											312,398	270,370
Corporation Income Taxes.....	1,619	3,219	57,670											62,508	55,613
Social Insurance And Retirement Receipts:															
Employment and General Retirement .....	56,045	60,174	55,925											172,145	167,721
Unemployment Insurance .....	2,767	4,813	645											8,225	11,333
Other Retirement .....	296	330	292											918	959
Excise Taxes .....	6,662	6,848	6,559											20,069	17,798
Estate and Gift Taxes .....	1,143	893	1,178											3,215	2,991
Customs Duties .....	2,940	2,664	2,460											8,063	7,687
Miscellaneous Receipts .....	10,804	7,762	9,447											28,013	20,965
<b>Total--Receipts This Year .....</b>	<b>184,316</b>	<b>161,730</b>	<b>269,508</b>											<b>615,553</b>	.....
<b>(On-Budget).....</b>	<b>144,166</b>	<b>118,561</b>	<b>230,049</b>											<b>492,775</b>	.....
<b>(Off-Budget).....</b>	<b>40,150</b>	<b>43,169</b>	<b>39,459</b>											<b>122,778</b>	.....
<i>Total--Receipts Prior Year .....</i>	<i>163,072</i>	<i>152,402</i>	<i>239,963</i>											.....	<i>555,437</i>
<i>(On Budget).....</i>	<i>123,769</i>	<i>110,346</i>	<i>201,911</i>											.....	<i>436,026</i>
<i>(Off Budget).....</i>	<i>39,303</i>	<i>42,056</i>	<i>38,052</i>											.....	<i>119,411</i>
<b>Outlays:</b>															
Legislative Branch .....	442	371	354											1,168	1,191
Judicial Branch .....	573	623	563											1,758	1,704
Department of Agriculture:															
Commodity Credit Corporation and Foreign Agricultural Service.....	6,938	2,007	1,252											10,198	9,426
Other .....	14,499	12,678	15,111											42,288	33,651
Department of Commerce.....	961	786	811											2,558	2,771
Department of Defense:															
Military Programs:															
Military Personnel .....	26,106	15,773	11,060											52,939	51,297
Operation and Maintenance.....	20,925	22,152	21,686											64,763	67,830
International Reconstruction and Other Assistance .....	(**)	(**)	(**)											(**)	(**)
Procurement .....	8,998	8,990	9,212											27,200	29,354
Research, Development, Test, and Evaluation.....	4,695	4,883	6,548											16,126	17,222
Military Construction .....	1,317	1,000	1,104											3,421	4,273
Family Housing.....	170	183	134											486	584
Revolving and Management Funds .....	550	988	177											1,715	1,776
Other .....	-212	-184	218											-179	-65
<b>Total Military Programs.....</b>	<b>62,549</b>	<b>53,784</b>	<b>50,140</b>											<b>166,472</b>	<b>172,270</b>
Department of Education .....	3,853	5,722	6,054											15,628	17,141
Department of Energy.....	2,506	2,240	2,451											7,197	9,051
Department of Health and Human Services:															
National Institutes of Health .....	2,668	2,546	2,610											7,824	7,902
Centers for Medicare And Medicaid Services:															
Grants to States for Medicaid .....	23,259	20,896	21,766											65,920	61,289
Federal Hospital Ins. Trust Fund.....	21,946	28,201	15,197											65,344	56,510
Federal Supp. Med. Ins. Trust Fund .....	26,828	36,532	15,106											78,466	63,366
Other .....	19,098	24,139	15,436											58,672	56,450
Administration for Children and Families.....	4,315	4,390	4,049											12,754	12,771
Other .....	-21,802	-26,386	-18,635											-66,823	-62,931
Department of Homeland Security.....	4,858	5,352	5,613											15,823	14,334
Department of Housing and Urban Development .....	2,756	2,763	3,006											8,525	12,191
Department of the Interior .....	910	-892	913											932	3,245
Department of Justice .....	3,569	2,485	1,431											7,485	8,198
Department of Labor:															
Unemployment Trust Fund .....	6,660	6,128	6,417											19,205	25,002
Other .....	-1,167	1,523	1,230											1,586	2,179
Department of State.....	1,893	2,996	2,186											7,075	7,580
Department of Transportation:															
Highway Trust Fund .....	4,292	3,270	3,339											10,902	10,570
Other .....	3,197	2,523	3,369											9,090	10,178
Department of the Treasury:															
Interest on Treasury Debt Securities (Gross).....	12,923	25,069	95,737											133,728	147,595
Other .....	4,787	6,800	-2,065											9,521	21,778



**Table 7. Receipts and Outlays of the U.S. Government by Month, Fiscal Year 2013**

Classification	[\$ millions]												Fiscal Year to Date	Comparable Period Prior F.Y.	
	Oct.	Nov.	Dec.	Jan.	Feb.	March	April	May	June	July	Aug.	Sept.			
<b>Outlays:—Continued</b>															
<b>Department of Veterans Affairs:</b>															
Compensation And Pensions.....	5,115	9,555	5,178											19,848	13,934
National Service Life.....	61	77	71											209	229
Other.....	6,220	6,180	5,379											17,779	16,340
Corps of Engineers.....	645	777	672											2,094	2,318
Other Defense Civil Programs.....	5,329	8,546	5,254											19,129	13,489
Environmental Protection.....	900	781	835											2,516	2,425
Executive Office of the President.....	26	30	31											87	91
General Services Administration.....	-25	-146	63											-108	456
<b>International Assistance Program:</b>															
International Security Assistance.....	440	1,366	471											2,276	2,611
Multilateral Assistance.....	122	139	4											266	565
Agency for International Development.....	490	659	197											1,346	1,247
Other.....	154	-82	952											1,025	1,679
National Aeronautics and Space Administration.....	1,334	1,397	1,846											4,577	4,424
National Science Foundation.....	650	594	669											1,913	1,716
Office of Personnel Management.....	7,520	6,837	6,390											20,747	18,978
Small Business Administration.....	95	93	101											290	310
<b>Social Security Administration:</b>															
<b>Federal Old-Age and Survivors Ins.</b>															
Trust Fund (Off-Budget).....	53,772	54,089	54,625											162,486	151,777
<b>Federal Disability Ins. Trust</b>															
Fund (Off-Budget).....	11,361	11,398	12,024											34,783	33,030
Other.....	4,526	8,432	4,469											17,427	12,538
<b>Independent Agencies:</b>															
<b>Fed. Deposit Ins. Corp:</b>															
Deposit Insurance Fund.....	316	30	165											510	851
FSLIC Resolution Fund.....	182	(**)	(**)											182	42
<b>Postal Service:</b>															
<b>Off-Budget:</b>															
Public Enterprise Funds.....	-1,074	-669	-607											-2,350	259
Other.....	125	.....	(**)											125	54
Other.....	78	.....	.....											78	76
Tennessee Valley Authority.....	-818	906	384											472	251
Other Independent Agencies.....	4,621	3,943	2,097											10,661	10,943
<b>Undistributed Offsetting Receipts:</b>															
Employer Share, Employee Retirement.....	-20,646	-5,620	-5,178											-31,444	-33,518
Interest Received by Trust Funds.....	11,141	-1,422	-75,680											-65,961	-84,351
<b>Rents and Royalties on Outer</b>															
Continental Shelf Lands.....	-1,661	-592	-567											-2,819	-1,003
Sale of Major Assets.....	.....	.....	-2,588											-2,588	.....
Other.....	.....	(**)	(**)											(**)	.....
<b>Totals This Year:</b>															
Total Outlays.....	304,311	333,841	270,699											908,851	.....
(On-Budget).....	255,939	278,998	267,740											802,677	.....
(Off-Budget).....	48,372	54,844	2,959											106,175	.....
Total-Surplus (+) or Deficit (-).....	-119,995	-172,112	-1,191											-293,298	.....
(On-Budget).....	-111,774	-160,437	-37,691											-309,901	.....
(Off-Budget).....	-8,222	-11,675	+36,500											+16,603	.....
Total Borrowing from the Public.....	142,335	142,218	29,338											313,891	325,965
<b>Total-Outlays Prior Year</b>															
(On-Budget).....	261,539	289,704	325,930											.....	877,173
(Off-Budget).....	214,770	238,285	328,868											.....	781,923
<b>Total-Surplus (+) or Deficit (-) Prior Year</b>															
(On-Budget).....	-98,466	-137,302	-85,967											.....	-321,735
(Off-Budget).....	-91,001	-127,939	-126,957											.....	-345,897
(Off-Budget).....	-7,465	-9,363	+40,991											.....	+24,162

... No Transactions

(\*\*) Less than \$500,000

Note: Details may not add to totals due to rounding.

The following page replaces page 34 of the December 2012 *Monthly Treasury Statement*.  
The corrected amounts are highlighted in yellow. February 5, 2013

**Table 8. Trust Fund Impact on Budget Results and Investment Holdings as of December 31, 2012**

Classification	[\$ millions]								
	This Month			Fiscal Year to Date			Securities Held as Investments Current Fiscal Year		
	Receipts	Outlays	Excess	Receipts	Outlays	Excess	Beginning of This Year	This Month	Close of This Month
<b>Trust Receipts, Outlays, and Investments Held:</b>									
Airport and Airway .....	1,231	1,224	7	2,649	3,449	-800	10,425	10,452	10,329
Black Lung Disability .....	59	20	39	135	61	74	.....	.....	.....
Federal Disability Insurance .....	10,049	12,024	-1,975	25,468	34,783	-9,314	132,345	124,808	122,802
Federal Employees Life and Health .....	.....	26	-26	.....	-223	223	62,511	62,535	62,510
Federal Employees Retirement .....	18,729	6,294	12,435	23,836	19,144	4,692	844,419	836,680	824,094
Federal Hospital Insurance .....	21,934	15,220	6,714	56,727	65,620	-8,894	228,292	213,859	219,979
Federal Old-Age and Survivors Insurance .....	92,493	54,625	37,867	186,178	162,486	23,692	2,586,697	2,572,536	2,610,272
Federal Supplementary Medical Insurance .....	21,534	15,106	6,428	73,962	78,466	-4,504	69,324	60,423	67,220
Hazardous Substance Superfund .....	2	124	-122	599	339	260	3,250	3,103	3,575
Highways .....	3,561	4,297	-737	14,297	13,247	1,050	9,970	13,598	13,448
Military Advances .....	1,744	2,606	-862	5,953	6,555	-602	.....	.....	.....
Military Retirement .....	1,620	4,542	-2,922	69,235	17,536	51,699	376,439	430,803	427,866
Railroad Retirement .....	610	971	-361	2,450	3,180	-730	2,408	2,490	2,134
Unemployment .....	1,091	6,427	-5,336	17,570	19,233	-1,663	20,673	19,610	20,169
Veterans Life Insurance .....	163	33	130	182	207	-25	8,878	8,716	8,847
All Other Trust .....	666	603	63	2,016	1,456	560	21,944	22,269	22,367
<b>Total Trust Fund Receipts and Outlays and Investments Held from Table 6-D .....</b>	<b>175,487</b>	<b>124,142</b>	<b>51,345</b>	<b>481,258</b>	<b>425,538</b>	<b>55,720</b>	<b>4,377,575</b>	<b>4,381,884</b>	<b>4,415,610</b>
Less: Interfund Transactions .....	113,389	113,389	.....	287,164	287,164	.....	.....	.....	.....
<b>Trust Fund Receipts and Outlays on the Basis of Tables 4 &amp; 5 .....</b>	<b>62,098</b>	<b>10,753</b>	<b>51,345</b>	<b>194,094</b>	<b>138,374</b>	<b>55,720</b>	.....	.....	.....
<b>Total Federal Fund Receipts and Outlays .....</b>	<b>207,476</b>	<b>260,012</b>	<b>-52,536</b>	<b>421,660</b>	<b>770,678</b>	<b>-349,018</b>	.....	.....	.....
Less: Interfund Transactions .....	66	66	.....	201	201	.....	.....	.....	.....
<b>Federal Fund Receipts and Outlays on the Basis of Table 4 &amp; 5 .....</b>	<b>207,410</b>	<b>259,945</b>	<b>-52,536</b>	<b>421,459</b>	<b>770,477</b>	<b>-349,018</b>	.....	.....	.....
<b>Net Budget Receipts &amp; Outlays .....</b>	<b>269,508</b>	<b>270,699</b>	<b>-1,191</b>	<b>615,553</b>	<b>908,851</b>	<b>-293,298</b>	.....	.....	.....

Note: Interfund receipts and outlays are transactions between Federal funds and trust funds such as Federal payments and contributions, and interest and profits on investments in Federal securities. They have no net effect on overall budget receipts and outlays since the receipt side of such transactions is offset against budget outlays. In this table, Interfund receipts are shown as an adjustment to arrive at total receipts and outlays of trust funds respectively.

... No Transactions  
(\*\*) Less than \$500,000

**Table 9. Summary of Receipts by Source, and Outlays by Function of the U.S. Government, December 2012 and Other Periods**

Classification	[\$ millions]		
	This Month	Fiscal Year to Date	Comparable Period Prior Fiscal Year
<b>Receipts:</b>			
Individual Income Taxes .....	135,331	312,398	270,370
Corporation Income Taxes .....	57,670	62,508	55,613
<b>Social Insurance and Retirement Receipts:</b>			
Employment and General Retirement .....	55,925	172,145	167,721
Unemployment Insurance .....	645	8,225	11,333
Other Retirement .....	292	918	959
Excise Taxes .....	6,559	20,069	17,798
Estate and Gift Taxes .....	1,178	3,215	2,991
Customs Duties .....	2,460	8,063	7,687
Miscellaneous Receipts .....	9,447	28,013	20,965
<b>Total .....</b>	<b>269,508</b>	<b>615,553</b>	<b>555,437</b>
<b>Net Outlays:</b>			
National Defense .....	52,316	173,316	179,838
International Affairs .....	3,891	11,836	13,699
General Science, Space, and Technology .....	2,859	7,764	7,451
Energy .....	2,101	4,753	4,096
Natural Resources and Environment .....	3,530	10,188	10,544
Agriculture .....	5,216	19,303	12,224
Commerce and Housing Credit .....	-4,776	-1,410	16,953
Transportation .....	8,054	24,545	24,996
Community and Regional Development .....	3,402	7,480	8,680
Education, Training, Employment and Social Services .....	8,317	22,950	24,624
Health .....	29,437	89,483	86,184
Medicare .....	23,795	124,864	101,558
Income Security .....	39,769	125,612	121,291
Social Security .....	66,660	197,283	184,800
Veterans Benefits and Services .....	10,652	37,990	30,674
Administration of Justice .....	4,493	14,226	14,932
General Government .....	332	8,575	6,512
Net Interest .....	18,985	66,944	62,635
Undistributed Offsetting Receipts .....	-8,333	-36,851	-34,521
<b>Total .....</b>	<b>270,699</b>	<b>908,851</b>	<b>877,173</b>

Note: Details may not add to totals due to rounding.

# Explanatory Notes

## 1. Flow of Data into Monthly Treasury Statement

The *Monthly Treasury Statement (MTS)* is assembled from data in the central accounting system. The major sources of data include monthly accounting reports by Federal entities and disbursing officers, and daily reports from the Federal Reserve banks. These reports detail accounting transactions affecting receipts and outlays of the Federal Government and off-budget Federal entities, and their related effect on the assets and liabilities of the U.S. Government. Information is presented in the *MTS* on a modified cash basis.

## 2. Notes on Receipts

Receipts included in the report are classified into the following major categories: (1) budget receipts and (2) offsetting collections (also called applicable receipts). Budget receipts are collections from the public that result from the exercise of the Government's sovereign or governmental powers, excluding receipts offset against outlays. These collections, also called governmental receipts, consist mainly of tax receipts (including social insurance taxes), receipts from court fines, certain licenses, and deposits of earnings by the Federal Reserve System. Refunds of receipts are treated as deductions from gross receipts.

Offsetting collections are from other Government accounts or the public that are of a business-type or market-oriented nature. They are classified into two major categories: (1) offsetting collections credited to appropriations or fund accounts, and (2) offsetting receipts (i.e., amounts deposited in receipt accounts). Collections credited to appropriation or fund accounts normally can be used without appropriation action by Congress. These occur in two instances: (1) when authorized by law, amounts collected for materials or services are treated as reimbursements to appropriations and (2) in the three types of revolving funds (public enterprise, intra governmental, and trust); collections are netted against spending, and outlays are reported as the net amount.

Offsetting receipts in receipt accounts cannot be used without being appropriated. They are subdivided into two categories: (1) proprietary receipts - these collections are from the public and they are offset against outlays by agency and by function, and (2) intra governmental funds - these are payments into receipt accounts from Governmental appropriation or fund accounts. The transactions may be intrabudgetary when the payment and receipt both occur within the budget or from receipts from off-budget Federal entities in those cases where payment is made by a Federal entity whose budget authority and outlays are excluded from the budget totals.

Intrabudgetary transactions are subdivided into three categories: (1) interfund transactions, where the payments are from one fund group (either Federal funds or trust funds) to a receipt account in the other fund group; (2) Federal intrafund transactions, where the payments and receipts both occur within the Federal fund group; and (3) trust intrafund transactions, where the payments and receipts both occur within the trust fund group.

Offsetting receipts are generally deducted from budget authority and outlays by function, by subfunction, or by agency. There are four types of receipts, however, that are deducted from budget totals as undistributed offsetting receipts. They are: (1) agencies' payments (including payments by off-budget Federal entities) as employers to employees retirement funds, (2) interest received by trust funds, (3) rents and royalties on the Outer Continental Shelf lands, and (4) other interest (i.e., interest collected on Outer Continental Shelf money in deposit funds when such money is transferred into the budget).

## 3. Notes on Outlays

Outlays are generally accounted for on the basis of checks issued, electronic funds transferred, or cash payments made. Certain outlays do not require issuance of cash or checks. An example is charges made against appropriations for that part of employees' salaries withheld for taxes or savings bond allotments - these are counted as payments to the employee and credits for whatever purpose the money was withheld. Outlays are stated net of offsetting collections (including receipts of revolving and management funds) and of refunds. Interest on the public debt (public issues) is recognized on the accrual basis. Federal credit programs subject to the Federal Credit Reform Act of 1990 use the cash

basis of accounting and are divided into two components. The portion of the credit activities that involve a cost to the Government (mainly subsidies) is included within the budget program accounts. The remaining portion of the credit activities are in non-budget financing accounts. Outlays of off-budget Federal entities are excluded by law from budget totals. However, they are shown separately and combined with the on-budget outlays to display total Federal outlays.

## 4. Processing

The data on payments and collections are reported by account symbol into the central accounting system. In turn, the data are extracted from this system for use in the preparation of the *MTS*.

There are two major checks which are conducted to assure consistency of the data reported:

1. Verification of payment data. The monthly payment activity reported by Federal entities on the Statements of Transactions is compared to the payment activity of Federal entities as reported by disbursing officers.
2. Verification of collection data. Reported collections appearing on Statements of Transactions are compared to deposits as reported by Federal Reserve Banks.

## 5. Other Sources of Information About Federal Government Financial Activities

- *A Glossary of Terms Used in the Federal Budget Process, 2005* (Available from the U.S. Government Accountability Office, at <http://www.gao.gov/new.items/do5734sp.pdf>/September, or by calling 202-512-6000. This glossary provides a basic reference document of standardized definitions of terms used by the Federal Government in the budget making process.
- *Daily Treasury Statement* (Available on the internet at <http://www.fms.treas.gov/dts/>). The *Daily Treasury Statement* is published each working day of the Federal Government and provides data on the cash and debt operations of the Treasury.
- *Monthly Statement of the Public Debt of the United States* (Available on the internet at <http://www.treasurydirect.gov/govt/reports/pd/mspd/nspd.htm>). This publication provides detailed information concerning the public debt.
- *Treasury Bulletin* (Available from GPO, Washington, D.C. 20401 on a subscription or single copy and on the internet at <http://fms.treas.gov/bulletin/index.html>). Quarterly, contains a mix of narrative, tables, and charts on Treasury issues, Federal financial operations, international statistics, and special reports.
- *Budget of the United States Government, Fiscal Year 20\_\_* (Available from GPO, Washington, D.C. 20401 on a subscription basis only and on the internet at <http://www.access.gpo.gov/usbudget>). This publication is a single volume which provides budget information and contains:
  - Appendix, *The Budget of the United States Government, FY 20\_\_*
  - *The United States Budget in Brief, FY 20\_\_*
  - *Analytical Perspectives*
  - *Historical Tables*
- *Combined Statement of Receipts, Outlays, and Balances of the United States Government* (Available from Financial Management Services, U.S. Department of Treasury, Washington, D.C. 20227 and on the internet at <http://fms.treas.gov/annualreport/index.html>). This report includes budgetary results at the summary level and presents individual receipt and appropriation accounts at the detail level.

**Scheduled Release**

**The release date for the January 2013 Statement  
will be 2:00 p.m. EST February 12, 2013.**

Internet service subscribers can access the current issue of the Monthly Treasury Statement through the  
Financial Management Service's website:

<http://www.fms.treas.gov/mts/index.html>