



# Monthly Treasury Statement

of Receipts and Outlays  
of the United States Government


For Fiscal Year 2018 Through November 30, 2017, and Other Periods

## Highlight

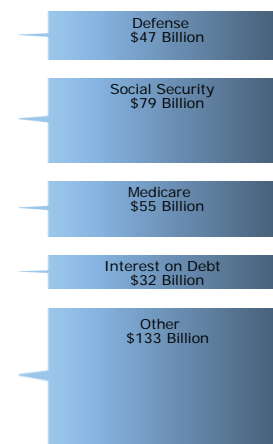
The scheduled Monthly Treasury Statement release dates for 2018 are listed on the back of this publication.

### Receipts, Outlays, and Surplus/Deficit for November 2017

Receipts by Source:

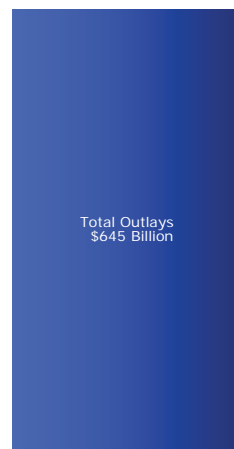
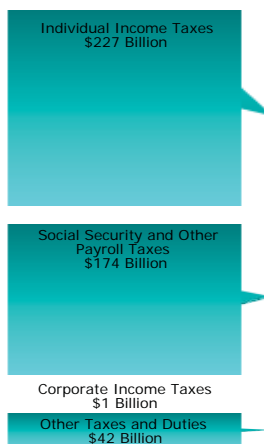


Outlays by Function:

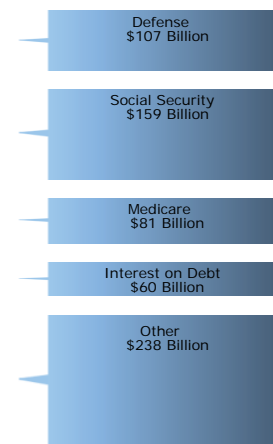


### Cumulative Receipts, Outlays, and Surplus/Deficit through Fiscal Year 2018

Receipts by Source:



Outlays by Function:



Compiled and Published by

*Department of the Treasury*  
*Bureau of the Fiscal Service*

<b>Contents</b>			
Summary	Page 2	Receipts/Outlays by Month	Page 31
Receipts	Page 6	Federal Trust Funds/Securities	Page 33
Outlays	Page 7	Receipts by Source/Outlays by Function	Page 34
Means of Financing	Page 21	Explanatory Notes	Page 35

## Introduction

The *Monthly Treasury Statement of Receipts and Outlays of the United States Government (MTS)* is prepared by the Bureau of the Fiscal Service, Department of the Treasury and, after approval by the Fiscal Assistant Secretary of the Treasury, is normally released on the 8th workday of the month following the reporting month. The publication is based on data provided by Federal entities, disbursing officers, and Federal Reserve banks.

### AUDIENCE

The *MTS* is published to meet the needs of those responsible for or interested in the cash position of the Treasury, those who are responsible or interested in the Government's budget results; and individuals and businesses whose operations depend upon or are related to the Government's financial operations.

### DISCLOSURE STATEMENT

This statement summarizes the financial activities of the Federal Government and off-budget Federal entities conducted in accordance with the Budget of the U.S. Government, i.e., receipts and outlays of funds, the surplus or deficit, and the means of financing the deficit or disposing of the surplus. Information is presented on a modified cash basis; receipts are accounted for on the basis of collections; refunds of receipts are treated as deductions from gross receipts; revolving and

management fund receipts, reimbursements and refunds of monies previously expended are treated as deductions from gross outlays; and interest on the public debt (public issues) is recognized on the accrual basis. Major information sources include accounting data reported by Federal entities, disbursing officers, and Federal Reserve banks.

### TRIAD OF PUBLICATIONS

The *MTS* is part of a triad of Treasury financial reports. The *Daily Treasury Statement* is published each working day of the Federal Government. It provides data on the cash and debt operations of the Treasury based upon reporting of the Treasury account balances by Federal Reserve banks. The *MTS* is a report of Government receipts and outlays, based on agency reporting. The *Combined Statement of Receipts, Outlays, and Balances of the United States Government* is the official publication of the detailed receipts and outlays of the Government. It is published annually in accordance with legislative mandates given to the Secretary of the Treasury.

### DATA SOURCES AND INFORMATION

The Explanatory Notes section of this publication provides information concerning the flow of data into the *MTS* and sources of information relevant to the *MTS*.

**Table 1. Summary of Receipts, Outlays, and the Deficit/Surplus of the U.S. Government, Fiscal Years 2017 and 2018, by Month**

Period	[\$ millions]		
	Receipts	Outlays	Deficit/Surplus (-)
<b>FY 2017</b>			
October	221,692	267,523	45,831
November	199,875	336,544	136,669
December	319,204	346,541	27,337
January	344,069	292,812	-51,257
February	171,713	363,757	192,044
March	216,584	392,816	176,233
April	455,605	273,177	-182,428
May	240,418	328,841	88,423
June	338,660	428,894	90,233
July	232,040	274,980	42,939
August	226,311	334,000	107,689
September	348,722	340,688	-8,034
<b>Year-to-Date</b>	<b>3,314,894</b>	<b>3,980,571</b>	<b>665,677</b>
<b>FY 2018</b>			
October	235,341	298,555	63,214
November	208,374	346,922	138,547
<b>Year-to-Date</b>	<b>443,715</b>	<b>645,476</b>	<b>201,761</b>

Note: Details may not add to totals due to rounding.

**Table 2. Summary of Budget and Off-Budget Results and Financing of the U.S. Government, November 2017 and Other Periods**

Classification	[\$ millions]				
	This Month	Current Fiscal Year to Date	Budget Estimates Full Fiscal Year <sup>1</sup>	Comparable Prior Period Year to Date (2017)	Budget Estimates Next Fiscal Year (2019) <sup>2</sup>
<b>Total On-Budget and Off-Budget Results:</b>					
Total Receipts	208,374	443,715	3,514,482	421,567	3,813,661
On-Budget Receipts	143,890	319,198	2,630,389	304,775	2,882,385
Off-Budget Receipts	64,484	124,517	884,093	116,792	931,276
Total Outlays	346,922	645,476	4,103,979	604,066	4,339,564
On-Budget Outlays	270,084	499,188	3,244,698	461,915	3,415,966
Off-Budget Outlays	76,838	146,288	859,281	142,151	923,598
Total Surplus (+) or Deficit (-)	-138,547	-201,761	-589,497	-182,499	-525,903
On-Budget Surplus (+) or Deficit (-)	-126,194	-179,990	-614,309	-157,140	-533,581
Off-Budget Surplus (+) or Deficit (-)	-12,354	-21,771	+24,812	-25,359	+7,678
Total On-Budget and Off-Budget Financing	138,547	201,761	589,497	182,499	525,903
<b>Means of Financing:</b>					
Borrowing from the Public	166,318	243,768	678,472	269,383	604,316
Reduction of Operating Cash, Increase (-)	-6,302	-23,835	.....	-68,723	.....
By Other Means	-21,468	-18,171	-88,975	-18,161	-78,413

1 These estimates are based on the FY 2018 Budget, released by the Office of Management and Budget on July 14, 2017.

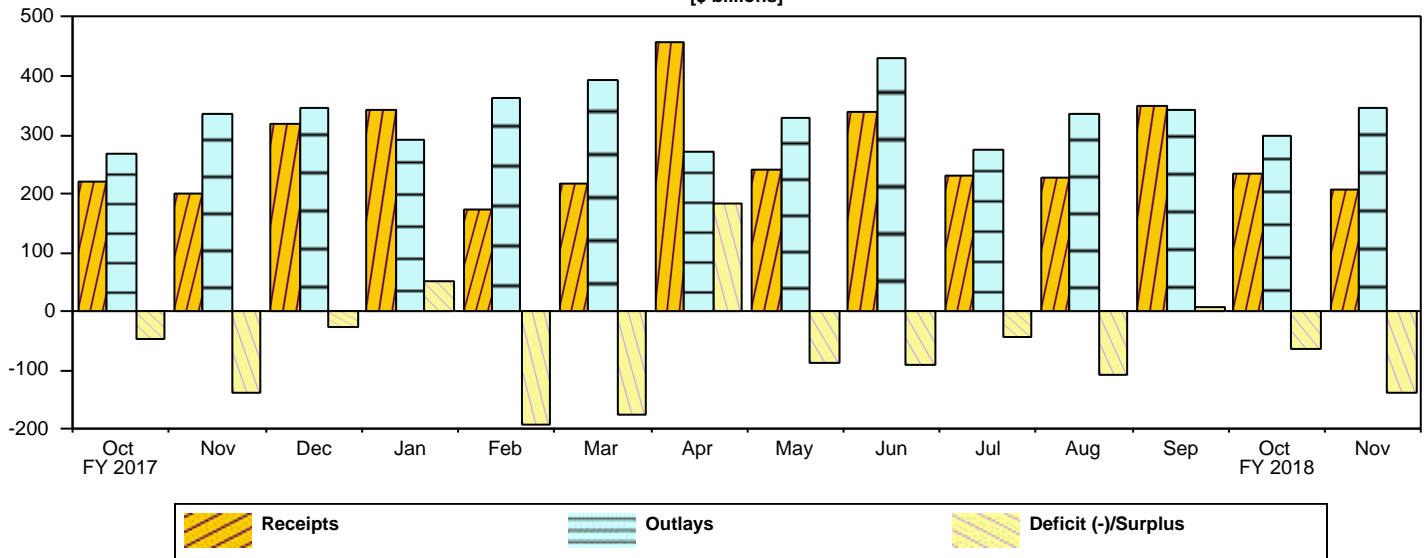
2 These estimates are based on the FY 2018 Budget, released by the Office of

Management and Budget on May 23, 2017.

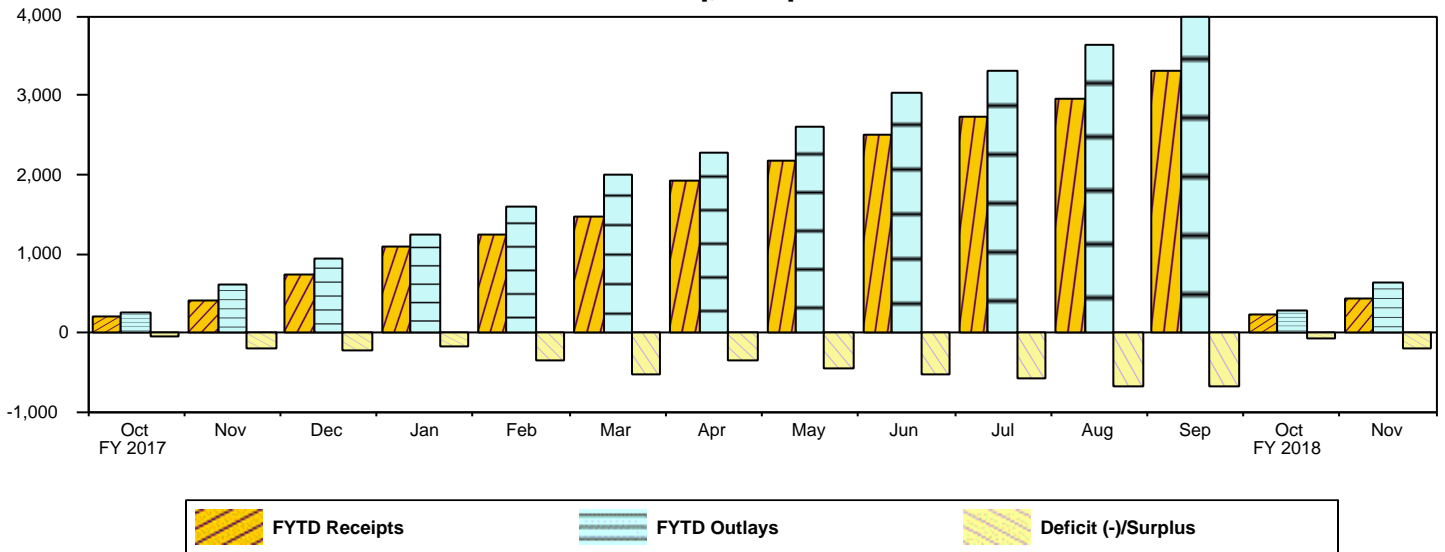
Note: Details may not add to totals due to rounding.

... No Transactions

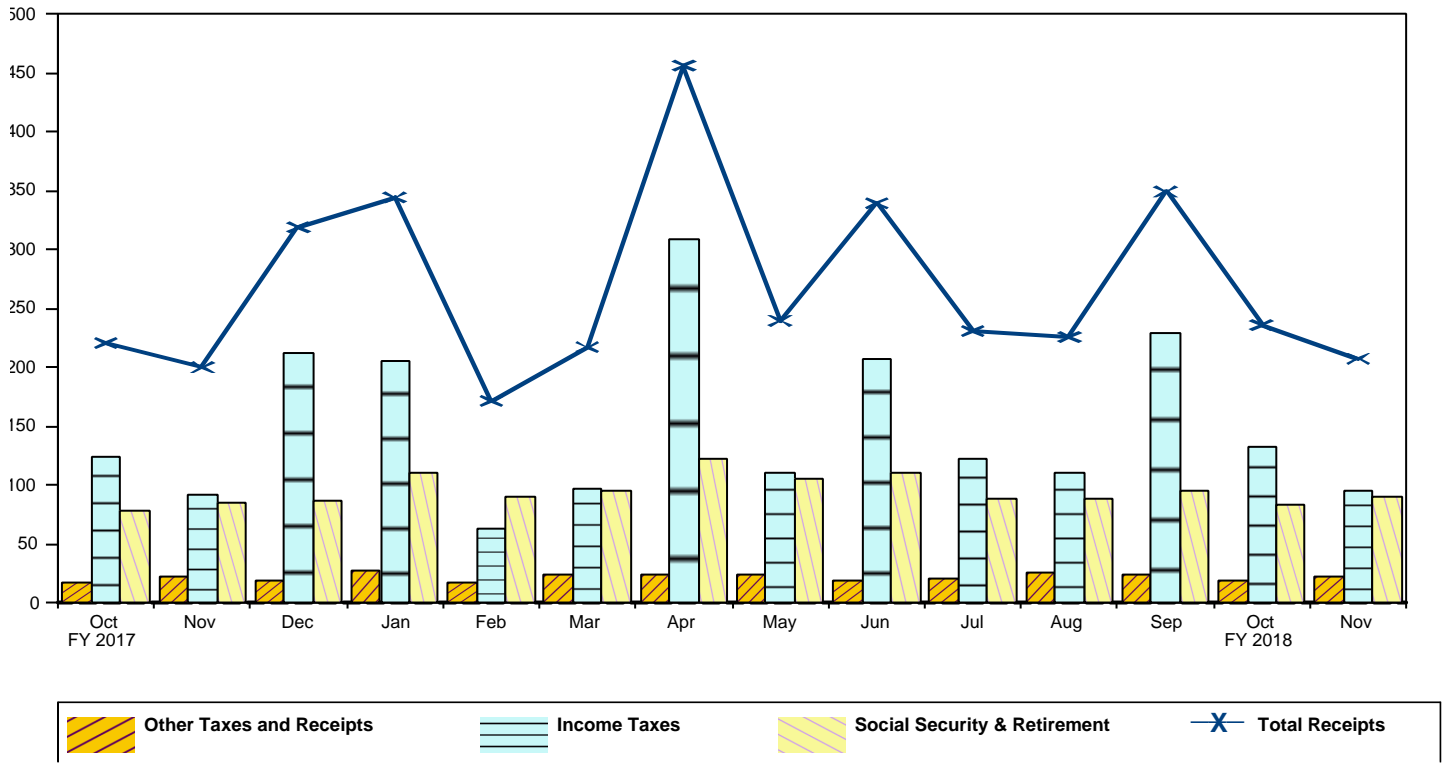
**Figure 1. Monthly Receipts, Outlays, and Budget Deficit/Surplus of the U.S. Government, Fiscal Years 2017 and 2018**  
[\$ billions]



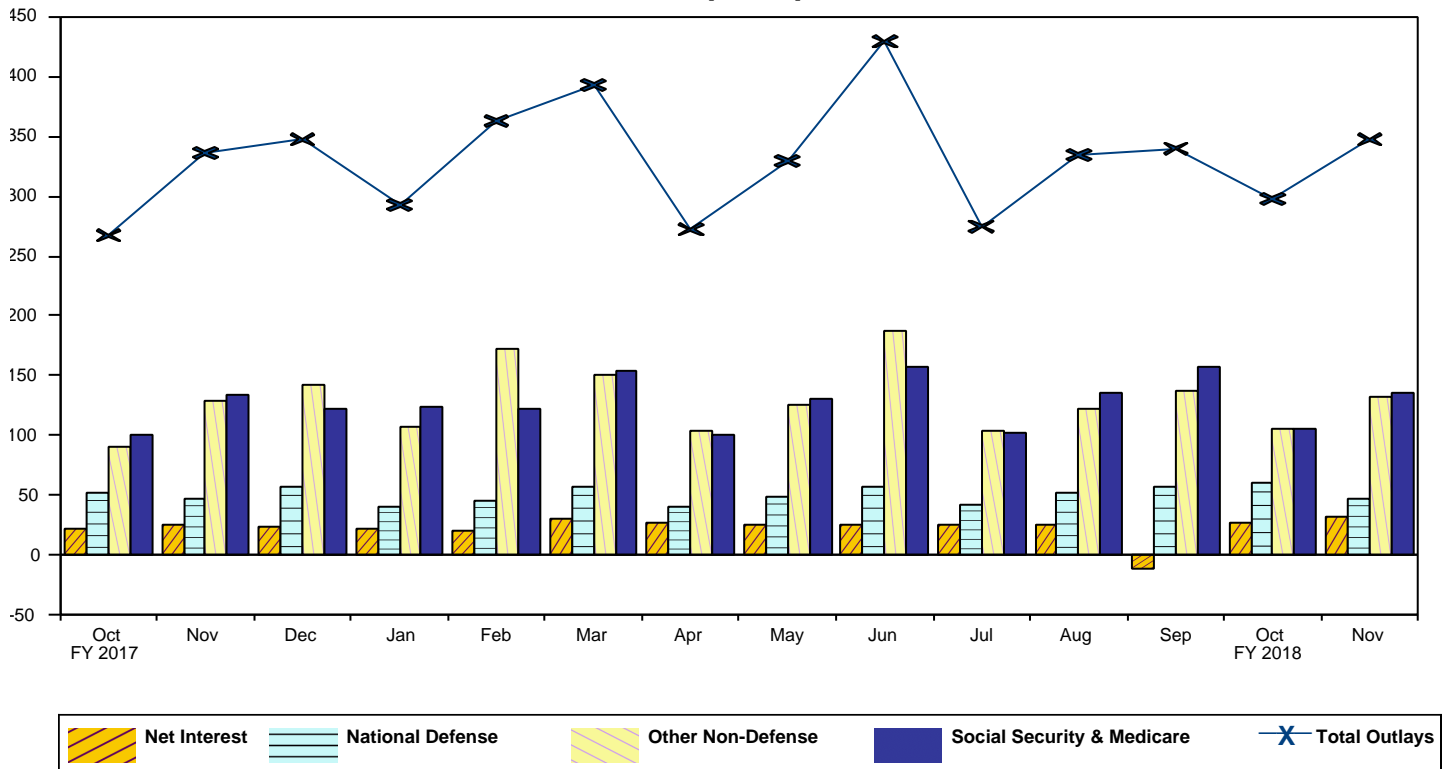
**Figure 2. Monthly Receipts, Outlays, and Budget Deficit/Surplus of the U.S. Government, Cumulative, Fiscal Years 2017 and 2018**  
[\$ billions]



**Figure 3. Monthly Receipts of the U.S. Government, by Source, Fiscal Years 2017 and 2018**  
[\$ billions]



**Figure 4. Monthly Outlays of the U.S. Government, by Function, Fiscal Years 2017 and 2018**  
[\$ billions]



**Table 3. Summary of Receipts and Outlays of the U.S. Government, November 2017 and Other Periods**

[\$ millions]				
Classification	This Month	Current Fiscal Year to Date	Comparable Prior Period Year to Date	Budget Estimates Full Fiscal Year <sup>1</sup>
<b>Budget Receipts</b>				
Individual Income Taxes	98,703	226,535	213,300	1,745,916
Corporation Income Taxes	-2,304	1,425	2,920	319,757
Social Insurance and Retirement Receipts:				
Employment and General Retirement (Off-Budget)	64,484	124,517	116,792	884,093
Employment and General Retirement (On-Budget)	22,345	43,112	41,374	273,320
Unemployment Insurance	3,030	5,913	6,123	49,065
Other Retirement	339	674	647	6,175
Excise Taxes	7,240	14,703	12,938	106,467
Estate and Gift Taxes	1,931	3,546	2,875	24,331
Customs Duties	3,100	6,340	5,966	39,772
Miscellaneous Receipts	9,507	16,951	18,631	<sup>2</sup> 65,586
<b>Total Receipts</b>	<b>208,374</b>	<b>443,715</b>	<b>421,567</b>	<b>3,514,482</b>
<b>(On-Budget)</b>	<b>143,890</b>	<b>319,198</b>	<b>304,775</b>	<b>2,630,389</b>
<b>(Off-Budget)</b>	<b>64,484</b>	<b>124,517</b>	<b>116,792</b>	<b>884,093</b>
<b>Budget Outlays</b>				
Legislative Branch	374	776	801	5,112
Judicial Branch	627	1,248	1,140	8,030
Department of Agriculture	16,686	38,575	36,416	137,079
Department of Commerce	736	1,407	1,373	14,458
Department of Defense--Military Programs	44,851	101,891	95,220	630,201
Department of Education	4,279	8,901	6,162	68,108
Department of Energy	1,833	4,295	4,386	28,097
Department of Health and Human Services	98,840	168,064	164,015	1,135,892
Department of Homeland Security	8,688	16,982	8,526	50,906
Department of Housing and Urban Development	3,580	6,962	6,035	41,221
Department of the Interior	1,191	2,290	1,962	8,225
Department of Justice	3,404	6,450	5,008	35,818
Department of Labor	3,471	1,080	1,227	43,243
Department of State	2,697	4,728	4,731	27,885
Department of Transportation	6,164	12,503	12,738	79,545
Department of the Treasury:				
Interest on Treasury Debt Securities (Gross)	38,014	62,426	51,697	503,490
Other	5,062	10,545	11,188	94,019
Department of Veterans Affairs	14,669	22,935	21,424	177,240
Corps of Engineers	565	682	1,088	6,949
Other Defense Civil Programs	4,390	6,689	5,021	56,355
Environmental Protection Agency	704	1,456	1,528	6,473
Executive Office of the President	31	60	61	400
General Services Administration	131	76	-181	826
International Assistance Programs	1,901	4,908	4,758	28,781
National Aeronautics and Space Administration	1,657	3,188	2,978	19,635
National Science Foundation	561	1,202	1,167	7,192
Office of Personnel Management	8,332	16,838	16,749	96,750
Small Business Administration	142	252	172	1,005
Social Security Administration	83,942	164,252	159,362	1,054,219
Independent Agencies	41	2,714	3,909	17,326
Surface Transportation Board	2	4	5	
Public Defender Service for the District of Columbia	3	7	6	
Allowances	.....	.....	.....	-33,204
Undistributed Offsetting Receipts:				
Interest	-4,729	-1,677	-1,364	-142,871
Other	-5,917	-27,232	-25,242	-104,426
<b>Total Outlays</b>	<b>346,922</b>	<b>645,476</b>	<b>604,066</b>	<b>4,103,979</b>
<b>(On-Budget)</b>	<b>270,084</b>	<b>499,188</b>	<b>461,915</b>	<b>3,244,698</b>
<b>(Off-Budget)</b>	<b>76,838</b>	<b>146,288</b>	<b>142,151</b>	<b>859,281</b>
<b>Surplus (+) or Deficit (-)</b>	<b>-138,547</b>	<b>-201,761</b>	<b>-182,499</b>	<b>-589,497</b>
<b>(On-Budget)</b>	<b>-126,194</b>	<b>-179,990</b>	<b>-157,140</b>	<b>-614,309</b>
<b>(Off-Budget)</b>	<b>-12,354</b>	<b>-21,771</b>	<b>-25,359</b>	<b>+24,812</b>

1 These estimates are based on the FY 2018 Mid-Session Review, released by the Office of Management and Budget on July 14, 2017.

2 The estimates for Miscellaneous Receipts include \$55M that is related to ongoing Legislative Proposals. This amount will be separated out in future publications

to accurately reflect the activity.

Note: Details may not add to totals due to rounding.

... No Transactions

**Table 4. Receipts of the U.S. Government, November 2017 and Other Periods**

Classification	This Month			Current Fiscal Year to Date			Prior Fiscal Year to Date		
	Gross Receipts	Refunds (Deduct)	Receipts	Gross Receipts	Refunds (Deduct)	Receipts	Gross Receipts	Refunds (Deduct)	Receipts
<b>Individual Income Taxes</b>									
Withheld	101,408			215,123			201,571		
Presidential Election Campaign Fund	(**)			2			2		
Other	8,043			31,195			31,516		
<b>Total -- Individual Income Taxes</b>	<b>109,451</b>	<b>10,748</b>	<b>98,703</b>	<b>246,319</b>	<b>19,784</b>	<b>226,535</b>	<b>233,089</b>	<b>19,790</b>	<b>213,300</b>
<b>Corporation Income Taxes</b>									
	<b>5,169</b>	<b>7,473</b>	<b>-2,304</b>	<b>15,656</b>	<b>14,231</b>	<b>1,425</b>	<b>13,819</b>	<b>10,899</b>	<b>2,920</b>
<b>Social Insurance and Retirement Receipts:</b>									
Employment and General Retirement:									
Federal Old-Age and Survivors Insurance Trust Fund:									
Federal Insurance Contributions Act Taxes	52,033	.....	52,033	100,337	.....	100,337	94,104	.....	94,104
Self-Employment Contributions Act Taxes	126	.....	126	381	.....	381	365	.....	365
<b>Total -- Federal Old-Age and Survivors Insurance Trust Fund</b>	<b>52,159</b>	<b>.....</b>	<b>52,159</b>	<b>100,718</b>	<b>.....</b>	<b>100,718</b>	<b>94,469</b>	<b>.....</b>	<b>94,469</b>
Federal Disability Insurance Trust Fund:									
Federal Insurance Contributions Act Taxes	12,295	.....	12,295	23,709	.....	23,709	22,236	.....	22,236
Self-Employment Contributions Act Taxes	30	.....	30	90	.....	90	87	.....	87
<b>Total -- Federal Disability Insurance Trust Fund</b>	<b>12,325</b>	<b>.....</b>	<b>12,325</b>	<b>23,799</b>	<b>.....</b>	<b>23,799</b>	<b>22,323</b>	<b>.....</b>	<b>22,323</b>
Federal Hospital Insurance Trust Fund:									
Federal Insurance Contributions Act Taxes	21,889	.....	21,889	42,044	.....	42,044	40,340	.....	40,340
Self-Employment Contributions Act Taxes	59	.....	59	177	.....	177	171	.....	171
<b>Total -- Federal Hospital Insurance Trust Fund</b>	<b>21,948</b>	<b>.....</b>	<b>21,948</b>	<b>42,221</b>	<b>.....</b>	<b>42,221</b>	<b>40,511</b>	<b>.....</b>	<b>40,511</b>
Railroad Retirement:									
Rail Pension and Supplemental Annuity	207	(**)	207	447	(**)	447	421	(**)	421
Social Security Equivalent Account	190	(**)	190	444	(**)	444	443	(**)	442
<b>Total -- Employment and General Retirement</b>	<b>86,829</b>	<b>(**)</b>	<b>86,829</b>	<b>167,629</b>	<b>(**)</b>	<b>167,629</b>	<b>158,167</b>	<b>1</b>	<b>158,166</b>
Unemployment Insurance:									
Deposits by States	2,987	.....	2,987	5,217	.....	5,217	5,422	.....	5,422
Federal Unemployment Taxes	45	2	43	666	2	663	672	1	671
Railroad Unemployment Taxes	1	.....	1	33	.....	33	30	.....	30
<b>Total -- Unemployment Insurance</b>	<b>3,032</b>	<b>2</b>	<b>3,030</b>	<b>5,915</b>	<b>2</b>	<b>5,913</b>	<b>6,124</b>	<b>1</b>	<b>6,123</b>
Other Retirement:									
Federal Employees' Retirement--Employee Share	336	.....	336	669	.....	669	642	.....	642
Non-Federal Employees Retirement	3	.....	3	6	.....	6	5	.....	5
<b>Total -- Other Retirement</b>	<b>339</b>	<b>.....</b>	<b>339</b>	<b>674</b>	<b>.....</b>	<b>674</b>	<b>647</b>	<b>.....</b>	<b>647</b>
<b>Total -- Social Insurance and Retirement Receipts</b>	<b>90,200</b>	<b>2</b>	<b>90,198</b>	<b>174,218</b>	<b>2</b>	<b>174,216</b>	<b>164,938</b>	<b>2</b>	<b>164,937</b>
<b>Excise Taxes:</b>									
Miscellaneous Excise Taxes	1,914	88	1,826	8,451	268	8,183	6,805	250	6,555
Airport and Airway Trust Fund	1,419	.....	1,419	1,692	.....	1,692	1,604	.....	1,604
Highway Trust Fund	3,977	29	3,948	4,816	44	4,772	4,764	43	4,721
Black Lung Disability Trust Fund	47	.....	47	56	.....	56	58	.....	58
<b>Total -- Excise Taxes</b>	<b>7,357</b>	<b>117</b>	<b>7,240</b>	<b>15,015</b>	<b>312</b>	<b>14,703</b>	<b>13,231</b>	<b>293</b>	<b>12,938</b>
<b>Estate and Gift Taxes</b>									
	<b>1,952</b>	<b>21</b>	<b>1,931</b>	<b>3,599</b>	<b>54</b>	<b>3,546</b>	<b>3,047</b>	<b>172</b>	<b>2,875</b>
<b>Customs Duties</b>									
	<b>3,244</b>	<b>144</b>	<b>3,100</b>	<b>6,609</b>	<b>270</b>	<b>6,340</b>	<b>6,262</b>	<b>296</b>	<b>5,966</b>
<b>Miscellaneous Receipts:</b>									
Deposit of Earnings, Federal Reserve System	7,777	.....	7,777	13,036	.....	13,036	13,542	.....	13,542
Universal Service Fund	785	.....	785	1,486	.....	1,486	1,610	.....	1,610
All Other	948	4	945	2,435	6	2,429	3,493	13	3,479
<b>Total -- Miscellaneous Receipts</b>	<b>9,510</b>	<b>4</b>	<b>9,507</b>	<b>16,957</b>	<b>6</b>	<b>16,951</b>	<b>18,645</b>	<b>13</b>	<b>18,631</b>
<b>Total -- Receipts</b>	<b>226,883</b>	<b>18,509</b>	<b>208,374</b>	<b>478,373</b>	<b>34,658</b>	<b>443,715</b>	<b>453,031</b>	<b>31,464</b>	<b>421,567</b>
<b>Total -- On-Budget</b>	<b>162,399</b>	<b>18,509</b>	<b>143,890</b>	<b>353,856</b>	<b>34,658</b>	<b>319,198</b>	<b>336,239</b>	<b>31,464</b>	<b>304,775</b>
<b>Total -- Off-Budget</b>	<b>64,484</b>	<b>.....</b>	<b>64,484</b>	<b>124,517</b>	<b>.....</b>	<b>124,517</b>	<b>116,792</b>	<b>.....</b>	<b>116,792</b>

Note: Details may not add to totals due to rounding.

(\*\*) Less than absolute value of \$500,000

... No Transactions

**Table 5. Outlays of the U.S. Government, November 2017 and Other Periods**

[\$ millions]

Classification	This Month			Current Fiscal Year to Date			Prior Fiscal Year to Date		
	Gross Outlays	Applicable Receipts	Outlays	Gross Outlays	Applicable Receipts	Outlays	Gross Outlays	Applicable Receipts	Outlays
<b>Legislative Branch:</b>									
Senate	70	(**)	70	150	(**)	150	156	(**)	155
House of Representatives	120	(**)	120	222	(**)	222	211	(**)	210
Joint Items	2	.....	2	3	.....	3	3	.....	3
Capitol Police	33	.....	33	68	.....	68	59	.....	59
Congressional Budget Office	4	.....	4	8	.....	8	7	.....	7
Architect of the Capitol	55	(**)	55	107	1	106	94	1	93
Library of Congress	57	1	56	118	3	115	108	2	105
Government Printing Office	-12	.....	-12	8	.....	8	68	.....	68
Government Accountability Office	40	.....	40	80	.....	80	85	.....	85
United States Tax Court	4	.....	4	8	.....	8	8	.....	8
Other Legislative Branch Agencies	6	.....	6	12	.....	12	10	.....	10
Proprietary Receipts from the Public	.....	2	-2	.....	2	-2	.....	1	-1
Intrabudgetary Transactions	(**)	.....	(**)	-1	.....	-1	-1	.....	-1
<b>Total--Legislative Branch</b>	<b>378</b>	<b>4</b>	<b>374</b>	<b>783</b>	<b>7</b>	<b>776</b>	<b>806</b>	<b>5</b>	<b>801</b>
<b>Judicial Branch:</b>									
Supreme Court of the United States	8	.....	8	15	.....	15	13	.....	13
Courts of Appeals, District Courts, and Other Judicial Services	609	.....	609	1,235	.....	1,235	1,129	.....	1,129
Other	27	.....	27	90	.....	90	76	.....	76
Proprietary Receipts from the Public	.....	17	-17	.....	29	-29	.....	33	-33
Intrabudgetary Transactions	(**)	.....	(**)	-63	.....	-63	-45	.....	-45
<b>Total--Judicial Branch</b>	<b>644</b>	<b>17</b>	<b>627</b>	<b>1,277</b>	<b>29</b>	<b>1,248</b>	<b>1,173</b>	<b>33</b>	<b>1,140</b>
<b>Department of Agriculture:</b>									
Agricultural Research Service	52	.....	52	160	.....	160	210	.....	210
National Institute of Food and Agriculture:									
Research and Education Activities	58	.....	58	123	.....	123	125	.....	125
Extension Activities	32	.....	32	72	.....	72	83	.....	83
Other	8	.....	8	14	.....	14	15	.....	15
Animal and Plant Health Inspection Service	105	.....	105	187	.....	187	189	.....	189
Food Safety and Inspection Service	83	.....	83	161	.....	161	157	.....	157
Agricultural Marketing Service	108	.....	108	174	.....	174	161	.....	161
Risk Management Agency:									
Administrative and Operating Expenses	6	.....	6	13	.....	13	13	.....	13
Federal Crop Insurance Corporation Fund	3,117	4	3,113	4,999	5	4,994	3,897	23	3,874
Farm Service Agency:									
Salaries and Expenses	99	.....	99	156	.....	156	170	.....	170
USDA Supplemental Assistance	(**)	.....	(**)	(**)	.....	(**)	(**)	.....	(**)
Agricultural Disaster Relief Fund	(**)	.....	(**)	(**)	.....	(**)	(**)	.....	(**)
Commodity Credit Corporation	3,192	353	2,839	12,019	600	11,418	12,842	592	12,250
Agricultural Credit Insurance Fund	4	4	(**)	66	8	57	67	10	57
Other	8	.....	8	17	.....	17	5	.....	5
<b>Total--Farm Service Agency</b>	<b>3,303</b>	<b>357</b>	<b>2,946</b>	<b>12,256</b>	<b>609</b>	<b>11,647</b>	<b>13,085</b>	<b>603</b>	<b>12,482</b>
Natural Resources Conservation Service:									
Conservation Operations	60	.....	60	120	.....	120	120	.....	120
Farm Security and Rural Investment Programs	372	.....	372	530	.....	530	375	.....	375
Other	11	.....	11	24	.....	24	21	.....	21
Rural Development	45	.....	45	13	.....	13	6	.....	6
Rural Housing Service:									
Rural Housing Insurance Fund	11	33	-22	97	79	17	96	76	19
Rental Assistance Program	97	.....	97	196	.....	196	193	.....	193
Other	11	.....	11	24	.....	24	23	.....	23
Rural Utilities Service:									
Rural Electrification and Telecommunications Fund	395	512	-117	409	304	105	7	301	-294
Other	48	8	40	94	12	82	119	15	105
Foreign Agricultural Service	76	.....	76	418	.....	418	228	.....	228
Food and Nutrition Service:									
Supplemental Nutrition Assistance Program	6,316	.....	6,316	13,090	.....	13,090	12,122	.....	12,122
Child Nutrition Programs	2,215	.....	2,215	4,155	.....	4,155	4,178	.....	4,178
Special Supplemental Nutrition Program for Women, Infants, and Children (WIC)	448	.....	448	909	.....	909	921	.....	921
Other	40	.....	40	77	.....	77	60	.....	60
<b>Total--Food and Nutrition Service</b>	<b>9,020</b>	<b>.....</b>	<b>9,020</b>	<b>18,231</b>	<b>.....</b>	<b>18,231</b>	<b>17,282</b>	<b>.....</b>	<b>17,282</b>

**Table 5. Outlays of the U.S. Government, November 2017 and Other Periods - Continued**

[\$ millions]

Classification	This Month			Current Fiscal Year to Date			Prior Fiscal Year to Date		
	Gross Outlays	Applicable Receipts	Outlays	Gross Outlays	Applicable Receipts	Outlays	Gross Outlays	Applicable Receipts	Outlays
<b>Department of Agriculture: - Continued</b>									
Forest Service:									
National Forest System	150	.....	150	259	.....	259	253	.....	253
Capital Improvement and Maintenance	38	.....	38	68	.....	68	59	.....	59
Wildland Fire Management	308	.....	308	722	.....	722	343	.....	343
Forest Service Permanent Appropriations	16	.....	16	34	.....	34	31	.....	31
Other	11	.....	11	114	.....	114	198	.....	198
<b>Total--Forest Service</b>	<b>522</b>	<b>.....</b>	<b>522</b>	<b>1,197</b>	<b>.....</b>	<b>1,197</b>	<b>884</b>	<b>.....</b>	<b>884</b>
Other	102	4	98	221	9	212	199	9	189
Proprietary Receipts from the Public	.....	27	-27	.....	182	-182	.....	81	-81
Intrabudgetary Transactions	-10	.....	-10	43	.....	43	39	.....	39
<b>Total--Department of Agriculture</b>	<b>17,630</b>	<b>945</b>	<b>16,686</b>	<b>39,775</b>	<b>1,200</b>	<b>38,575</b>	<b>37,524</b>	<b>1,108</b>	<b>36,416</b>
<b>Department of Commerce:</b>									
Economic Development Administration	29	.....	29	48	.....	48	41	(**)	41
Bureau of the Census	149	.....	149	277	.....	277	197	.....	197
International Trade Administration	34	.....	34	60	.....	60	61	.....	61
National Oceanic and Atmospheric Administration	522	.....	522	851	2	849	782	1	782
National Institute of Standards and Technology	83	.....	83	152	.....	152	166	.....	166
National Telecommunications and Information Administration	12	(**)	12	31	(**)	31	25	(**)	25
Other	14	11	3	14	22	-8	106	29	78
Proprietary Receipts from the Public	.....	102	-102	.....	-4	4	.....	-21	21
Intrabudgetary Transactions	7	.....	7	-4	.....	-4	2	.....	2
Offsetting Governmental Receipts	.....	(**)	(**)	.....	(**)	(**)	.....	1	-1
<b>Total--Department of Commerce</b>	<b>850</b>	<b>114</b>	<b>736</b>	<b>1,427</b>	<b>21</b>	<b>1,407</b>	<b>1,381</b>	<b>9</b>	<b>1,373</b>
<b>Department of Defense--Military Programs:</b>									
Military Personnel:									
Department of the Army	4,586	.....	4,586	10,242	.....	10,242	10,237	.....	10,237
Department of the Navy	3,557	.....	3,557	8,550	.....	8,550	8,043	.....	8,043
Department of the Air Force	2,820	.....	2,820	6,634	.....	6,634	6,113	.....	6,113
Defense Agencies	.....	.....	.....	6,837	.....	6,837	6,769	.....	6,769
<b>Total--Military Personnel</b>	<b>10,962</b>	<b>.....</b>	<b>10,962</b>	<b>32,263</b>	<b>.....</b>	<b>32,263</b>	<b>31,162</b>	<b>.....</b>	<b>31,162</b>
Operation and Maintenance:									
Department of the Army	5,670	.....	5,670	10,704	.....	10,704	9,263	.....	9,263
Department of the Navy	3,880	.....	3,880	8,256	.....	8,256	8,336	.....	8,336
Department of the Air Force	4,284	.....	4,284	8,598	.....	8,598	8,429	.....	8,429
Defense Agencies	5,443	.....	5,443	10,966	.....	10,966	10,126	.....	10,126
<b>Total--Operation and Maintenance</b>	<b>19,276</b>	<b>.....</b>	<b>19,276</b>	<b>38,525</b>	<b>.....</b>	<b>38,525</b>	<b>36,154</b>	<b>.....</b>	<b>36,154</b>
International Reconstruction and Other Assistance:									
Department of the Army	(**)	.....	(**)	(**)	.....	(**)	.....	.....	.....
Procurement:									
Department of the Army	1,515	.....	1,515	2,990	.....	2,990	2,451	.....	2,451
Department of the Navy	3,800	.....	3,800	6,989	.....	6,989	6,144	.....	6,144
Department of the Air Force	2,243	.....	2,243	7,713	.....	7,713	5,999	.....	5,999
Defense Agencies	603	.....	603	1,145	.....	1,145	1,010	.....	1,010
<b>Total--Procurement</b>	<b>8,161</b>	<b>.....</b>	<b>8,161</b>	<b>18,836</b>	<b>.....</b>	<b>18,836</b>	<b>15,604</b>	<b>.....</b>	<b>15,604</b>
Research, Development, Test, and Evaluation:									
Department of the Army	743	.....	743	1,240	.....	1,240	1,303	.....	1,303
Department of the Navy	1,406	.....	1,406	2,764	.....	2,764	2,602	.....	2,602
Department of the Air Force	2,169	.....	2,169	3,755	.....	3,755	3,544	.....	3,544
Defense Agencies	1,449	.....	1,449	2,746	.....	2,746	2,603	.....	2,603
<b>Total--Research, Development, Test, and Evaluation</b>	<b>5,767</b>	<b>.....</b>	<b>5,767</b>	<b>10,505</b>	<b>.....</b>	<b>10,505</b>	<b>10,052</b>	<b>.....</b>	<b>10,052</b>
Military Construction:									
Department of the Army	95	.....	95	425	.....	425	520	.....	520
Department of the Navy	136	.....	136	266	.....	266	235	.....	235
Department of the Air Force	74	.....	74	135	.....	135	87	.....	87
Defense Agencies	225	.....	225	386	.....	386	363	.....	363
<b>Total--Military Construction</b>	<b>530</b>	<b>.....</b>	<b>530</b>	<b>1,212</b>	<b>.....</b>	<b>1,212</b>	<b>1,204</b>	<b>.....</b>	<b>1,204</b>
Family Housing:									
Department of the Army	43	.....	43	63	.....	63	64	.....	64
Department of the Navy	21	.....	21	45	.....	45	61	.....	61
Department of the Air Force	28	.....	28	52	.....	52	40	.....	40
Defense Agencies	11	.....	11	22	.....	22	10	2	9
Revolving and Management Funds:									



**Table 5. Outlays of the U.S. Government, November 2017 and Other Periods - Continued**

Classification	This Month			Current Fiscal Year to Date			Prior Fiscal Year to Date		
	Gross Outlays	Applicable Receipts	Outlays	Gross Outlays	Applicable Receipts	Outlays	Gross Outlays	Applicable Receipts	Outlays
<b>Department of Defense--Military Programs: - Continued</b>									
Department of the Navy	7	.....	7	-3	.....	-3	87	.....	87
Defense Agencies:									
Working Capital Fund	-169	.....	-169	-243	.....	-243	511	.....	511
Other	43	.....	43	93	.....	93	-120	.....	-120
Allowances	2	.....	2	3	.....	3	-140	.....	-140
Trust Funds:									
Department of the Army	2	.....	2	3	.....	3	2	.....	2
Department of the Navy	2	.....	2	4	.....	4	5	.....	5
Department of the Air Force	(**)	.....	(**)	1	.....	1	1	.....	1
Defense Agencies	16	.....	16	24	.....	24	53	.....	53
Proprietary Receipts from the Public:									
Department of the Army	.....	-223	223	.....	-685	685	.....	-639	639
Department of the Navy	.....	2	-2	.....	19	-19	.....	37	-37
Department of the Air Force	.....	26	-26	.....	41	-41	.....	-80	80
Defense Agencies	.....	52	-52	.....	134	-134	.....	332	-332
Intrabudgetary Transactions:									
Department of the Army	80	.....	80	61	.....	61	31	.....	31
Department of the Navy	(**)	.....	(**)	1	.....	1	22	.....	22
Department of the Air Force	-41	.....	-41	-51	.....	-51	5	.....	5
Defense Agencies	-36	.....	-36	-14	.....	-14	61	.....	61
<b>Total--Department of Defense--Military Programs</b>	<b>44,708</b>	<b>-143</b>	<b>44,851</b>	<b>101,401</b>	<b>-490</b>	<b>101,891</b>	<b>94,871</b>	<b>-349</b>	<b>95,220</b>
<b>Department of Education:</b>									
Office of Elementary and Secondary Education:									
Accelerating Achievement and Ensuring Equity	934	.....	934	1,799	.....	1,799	2,167	.....	2,167
Impact Aid	2	.....	2	230	.....	230	364	.....	364
Education Improvement Programs	333	.....	333	663	.....	663	698	.....	698
Other	22	.....	22	48	.....	48	46	.....	46
Total--Office of Elementary and Secondary Education	1,291	.....	1,291	2,739	.....	2,739	3,275	.....	3,275
Office of Innovation and Improvement	92	.....	92	205	.....	205	198	.....	198
Office of English Language Acquisition	53	.....	53	96	.....	96	94	.....	94
Office of Special Education and Rehabilitative Services:									
Special Education	966	.....	966	2,030	.....	2,030	1,810	.....	1,810
Rehabilitation Services and Disability Research	297	.....	297	592	.....	592	562	.....	562
Special Institutions for Persons with Disabilities	26	.....	26	36	.....	36	36	.....	36
Office of Vocational and Adult Education	115	.....	115	232	.....	232	268	.....	268
Office of Postsecondary Education:									
Higher Education	176	.....	176	372	.....	372	369	.....	369
Other	41	1	39	43	2	41	45	3	42
Total--Office of Postsecondary Education	216	1	215	415	2	413	414	3	411
Office of Federal Student Aid:									
Student Financial Assistance	1,447	.....	1,447	4,476	.....	4,476	4,106	.....	4,106
Student Aid Administration	128	.....	128	262	.....	262	302	.....	302
Federal Direct Student Loans	.....	.....	.....	2,228	.....	2,228	(**)	.....	(**)
Federal Family Education Loans	-412	.....	-412	-431	.....	-431	-39	.....	-39
Other	.....	.....	.....	3	1	2	1	1	1
Total--Office of Federal Student Aid	1,164	.....	1,164	6,538	1	6,537	4,370	1	4,370
Institute of Education Sciences	52	.....	52	95	.....	95	89	.....	89
Departmental Management	44	.....	44	91	.....	91	87	.....	87
Proprietary Receipts from the Public	.....	39	-39	.....	4,172	-4,172	.....	5,100	-5,100
Intrabudgetary Transactions	3	.....	3	6	.....	6	62	.....	62
<b>Total--Department of Education</b>	<b>4,319</b>	<b>41</b>	<b>4,279</b>	<b>13,075</b>	<b>4,175</b>	<b>8,901</b>	<b>11,265</b>	<b>5,103</b>	<b>6,162</b>
<b>Department of Energy:</b>									
National Nuclear Security Administration:									
Naval Reactors	110	.....	110	199	.....	199	193	.....	193
Weapons Activities	733	.....	733	1,586	.....	1,586	1,388	.....	1,388
Defense Nuclear Nonproliferation	166	.....	166	323	.....	323	285	.....	285
Other	31	.....	31	58	.....	58	53	.....	53
Environmental and Other Defense Activities:									
Defense Environmental Cleanup	374	.....	374	887	.....	887	930	.....	930
Other Defense Activities	56	.....	56	88	.....	88	115	.....	115
Defense Nuclear Waste Disposal	(**)	.....	(**)	1	.....	1	(**)	.....	(**)
Energy Programs:									

**Table 5. Outlays of the U.S. Government, November 2017 and Other Periods - Continued**

Classification	This Month			Current Fiscal Year to Date			Prior Fiscal Year to Date		
	Gross Outlays	Applicable Receipts	Outlays	Gross Outlays	Applicable Receipts	Outlays	Gross Outlays	Applicable Receipts	Outlays
<b>Department of Energy: - Continued</b>									
Science	407	.....	407	932	.....	932	871	.....	871
Energy Supply	120	.....	120	237	.....	237	248	.....	248
Energy Efficiency and Renewable Energy	145	.....	145	272	.....	272	283	.....	283
Fossil Energy Research and Development	44	.....	44	90	.....	90	103	.....	103
Uranium Enrichment Decontamination and Decommissioning Fund	51	.....	51	119	.....	119	94	.....	94
Advanced Technology Vehicles Manufacturing Loan Program	(**)	.....	(**)	1	.....	1	(**)	.....	(**)
Title 17 Innovative Technology Loan Guarantee Program	1	.....	1	3	.....	3	4	.....	4
Other	95	11	83	164	21	143	168	11	158
<b>Total--Energy Programs</b>	<b>864</b>	<b>11</b>	<b>852</b>	<b>1,818</b>	<b>21</b>	<b>1,796</b>	<b>1,772</b>	<b>11</b>	<b>1,761</b>
Power Marketing Administration	331	297	34	641	598	43	548	571	-23
Departmental Administration	24	.....	24	62	.....	62	91	.....	91
Proprietary Receipts from the Public	.....	386	-386	.....	449	-449	.....	151	-151
Intrabudgetary Transactions	-161	.....	-161	-298	.....	-298	-256	.....	-256
<b>Total--Department of Energy</b>	<b>2,527</b>	<b>695</b>	<b>1,833</b>	<b>5,364</b>	<b>1,069</b>	<b>4,295</b>	<b>5,118</b>	<b>732</b>	<b>4,386</b>
<b>Department of Health and Human Services:</b>									
Food and Drug Administration	232	(**)	232	-336	1	-337	397	1	396
Health Resources and Services Administration	936	.....	936	1,806	.....	1,806	1,624	.....	1,624
Indian Health Service	269	.....	269	590	.....	590	555	.....	555
Centers for Disease Control and Prevention	586	.....	586	1,224	.....	1,224	1,197	.....	1,197
National Institutes of Health	2,773	.....	2,773	5,290	.....	5,290	4,772	.....	4,772
Substance Abuse and Mental Health Services Administration	291	.....	291	606	.....	606	407	.....	407
Agency for Healthcare Research and Quality	25	.....	25	54	.....	54	49	.....	49
Centers for Medicare and Medicaid Services:									
Grants to States for Medicaid	31,670	.....	31,670	63,404	.....	63,404	60,646	.....	60,646
Payments to Health Care Trust Funds	23,711	.....	23,711	51,544	.....	51,544	67,532	.....	67,532
Children's Health Insurance Fund	1,268	.....	1,268	2,598	.....	2,598	2,281	.....	2,281
State Grants and Demonstrations	36	.....	36	64	.....	64	89	.....	89
Federal Hospital Insurance Trust Fund:									
Benefit Payments	25,265	.....	25,265	41,077	.....	41,077	38,470	.....	38,470
Administrative Expenses	327	.....	327	678	.....	678	577	.....	577
<b>Total--Federal Hospital Insurance Trust Fund</b>	<b>25,592</b>	<b>.....</b>	<b>25,592</b>	<b>41,755</b>	<b>.....</b>	<b>41,755</b>	<b>39,047</b>	<b>.....</b>	<b>39,047</b>
Health Care Fraud and Abuse Control	94	.....	94	203	.....	203	207	.....	207
Federal Supplementary Medical Insurance Trust Fund:									
Benefit Payments	27,152	.....	27,152	44,329	.....	44,329	40,467	.....	40,467
Administrative Expenses	302	.....	302	661	.....	661	527	.....	527
Medicare Prescription Drugs:									
Benefit Payments	10,786	.....	10,786	10,867	.....	10,867	16,410	.....	16,410
Administrative Expenses	19	.....	19	44	.....	44	37	.....	37
<b>Total--Federal Supplementary Medical Insurance Trust Fund</b>	<b>38,259</b>	<b>.....</b>	<b>38,259</b>	<b>55,901</b>	<b>.....</b>	<b>55,901</b>	<b>57,441</b>	<b>.....</b>	<b>57,441</b>
Other	165	.....	165	2,398	.....	2,398	1,783	.....	1,783
<b>Total--Centers for Medicare and Medicaid Services</b>	<b>120,795</b>	<b>.....</b>	<b>120,795</b>	<b>217,868</b>	<b>.....</b>	<b>217,868</b>	<b>229,025</b>	<b>.....</b>	<b>229,025</b>
Administration for Children and Families:									
Temporary Assistance for Needy Families	1,660	.....	1,660	2,860	.....	2,860	2,753	.....	2,753
Contingency Fund	8	.....	8	64	.....	64	9	.....	9
Payments to States for Child Support Enforcement and Family Support Programs	325	.....	325	601	.....	601	539	.....	539
Low Income Home Energy Assistance	477	.....	477	628	.....	628	564	.....	564
Refugee and Entrant Assistance	126	.....	126	221	.....	221	322	.....	322
Child Care Entitlement to States	251	.....	251	521	.....	521	441	.....	441
Payments to States for the Child Care and Development Block Grant	174	.....	174	393	.....	393	416	.....	416
Social Services Block Grant	141	.....	141	278	.....	278	205	.....	205
Children and Families Services Programs	874	.....	874	1,842	.....	1,842	1,793	.....	1,793
Payments to States for Foster Care and Adoption Assistance	710	.....	710	1,466	.....	1,466	1,271	.....	1,271
Other	37	.....	37	84	.....	84	78	.....	78
<b>Total--Administration for Children and Families</b>	<b>4,781</b>	<b>.....</b>	<b>4,781</b>	<b>8,957</b>	<b>.....</b>	<b>8,957</b>	<b>8,391</b>	<b>.....</b>	<b>8,391</b>
Administration for Community Living	112	.....	112	259	.....	259	319	.....	319
Departmental Management	120	.....	120	894	.....	894	365	.....	365
Other	133	.....	133	-35	.....	-35	-13	.....	-13

**Table 5. Outlays of the U.S. Government, November 2017 and Other Periods - Continued**

Classification	This Month			Current Fiscal Year to Date			Prior Fiscal Year to Date		
	Gross Outlays	Applicable Receipts	Outlays	Gross Outlays	Applicable Receipts	Outlays	Gross Outlays	Applicable Receipts	Outlays
<b>Department of Health and Human Services: - Continued</b>									
Proprietary Receipts from the Public	.....	8,561	-8,561	.....	17,146	-17,146	.....	15,604	-15,604
Intrabudgetary Transactions:									
Payments for Health Insurance for the Aged:									
Federal Supplementary Medical Insurance Trust Fund	-23,711	.....	-23,711	-51,530	.....	-51,530	-66,749	.....	-66,749
Payments for Tax and Other Credits:									
Federal Hospital Insurance Trust Fund	-2	.....	-2	-16	.....	-16	-789	.....	-789
Other	60	.....	60	-420	.....	-420	71	.....	71
<b>Total--Department of Health and Human Services</b>	<b>107,402</b>	<b>8,561</b>	<b>98,840</b>	<b>185,212</b>	<b>17,147</b>	<b>168,064</b>	<b>179,621</b>	<b>15,606</b>	<b>164,015</b>
<b>Department of Homeland Security:</b>									
Departmental Management and Operations	101	.....	101	199	.....	199	218	.....	218
Citizenship and Immigration Services	316	.....	316	608	.....	608	529	.....	529
United States Secret Service	194	.....	194	315	.....	315	375	.....	375
Transportation Security Administration	473	.....	473	762	.....	762	699	.....	699
Immigration and Customs Enforcement	551	.....	551	1,112	.....	1,112	1,044	.....	1,044
U.S. Customs and Border Protection	1,081	2	1,079	2,103	4	2,099	1,995	2	1,994
United States Coast Guard	869	.....	869	1,724	.....	1,724	1,577	.....	1,577
National Protection and Programs Directorate	120	.....	120	316	.....	316	297	.....	297
Federal Emergency Management Agency:									
State and Local Programs	128	.....	128	215	.....	215	394	.....	394
Firefighter Assistance Grants	55	.....	55	115	.....	115	84	.....	84
Disaster Relief	2,605	.....	2,605	5,103	.....	5,103	1,173	.....	1,173
National Flood Insurance Fund	2,998	38	2,961	5,851	147	5,703	1,594	175	1,419
Other	124	.....	124	203	.....	203	225	.....	225
<b>Total--Federal Emergency Management Agency</b>	<b>5,911</b>	<b>38</b>	<b>5,873</b>	<b>11,488</b>	<b>147</b>	<b>11,341</b>	<b>3,471</b>	<b>175</b>	<b>3,296</b>
Science and Technology	85	.....	85	152	.....	152	122	.....	122
Domestic Nuclear Detection Office	18	.....	18	33	.....	33	31	.....	31
Other	38	.....	38	74	.....	74	66	.....	66
Proprietary Receipts from the Public	.....	98	-98	.....	223	-223	.....	187	-187
Intrabudgetary Transactions	16	.....	16	36	.....	36	-60	.....	-60
Offsetting Governmental Receipts	.....	947	-947	.....	1,564	-1,564	.....	1,473	-1,473
<b>Total--Department of Homeland Security</b>	<b>9,773</b>	<b>1,085</b>	<b>8,688</b>	<b>18,920</b>	<b>1,938</b>	<b>16,982</b>	<b>10,364</b>	<b>1,838</b>	<b>8,526</b>
<b>Department of Housing and Urban Development:</b>									
Public and Indian Housing Programs:									
Tenant Based Rental Assistance	1,645	.....	1,645	3,321	.....	3,321	3,298	.....	3,298
Housing Certificate Fund	9	.....	9	18	.....	18	27	.....	27
Public Housing Capital Fund	174	.....	174	343	.....	343	293	.....	293
Public Housing Operating Fund	373	.....	373	723	.....	723	724	.....	724
Revitalization of Severely Distressed Public Housing (Hope VI)									
Native American Housing Block Grant	42	.....	42	74	.....	74	77	.....	77
Other	8	.....	8	28	.....	28	23	.....	23
<b>Total--Public and Indian Housing Programs</b>	<b>2,252</b>	<b>.....</b>	<b>2,252</b>	<b>4,507</b>	<b>.....</b>	<b>4,507</b>	<b>4,448</b>	<b>.....</b>	<b>4,448</b>
Community Planning and Development:									
Housing Opportunities for Persons with AIDS	29	.....	29	51	.....	51	44	.....	44
Community Development Fund	428	.....	428	959	.....	959	936	.....	936
Home Investment Partnership Program	68	.....	68	134	.....	134	154	.....	154
Neighborhood Stabilization Program	2	.....	2	3	.....	3	3	.....	3
Homeless Assistance Grants	166	.....	166	321	.....	321	300	.....	300
Other	7	.....	7	11	.....	11	9	.....	9
<b>Total--Community Planning and Development</b>	<b>700</b>	<b>.....</b>	<b>700</b>	<b>1,479</b>	<b>.....</b>	<b>1,479</b>	<b>1,445</b>	<b>.....</b>	<b>1,445</b>
Housing Programs:									
Credit Accounts:									
FHA-Mutual Mortgage Insurance Fund, Program Account	9	.....	9	17	.....	17	19	.....	19
FHA-Mutual Mortgage Insurance Capital Reserve Account	-559	.....	-559	-1,280	.....	-1,280	-2,078	.....	-2,078
FHA-Mutual Mortgage and Cooperative Housing Insurance Fund, Liquidating Account	2	2	1	4	3	1	6	5	1
FHA-General and Special Risk Fund, Liquidating Account	7	9	-2	20	40	-20	13	20	-7
Housing for the Elderly or Handicapped Fund, Liquidating Account									
HUD Project-Based Rental Assistance	986	.....	986	1,937	.....	1,937	1,823	.....	1,823
Housing for the Elderly	59	.....	59	120	.....	120	121	.....	121
Housing for Persons with Disabilities	14	.....	14	29	.....	29	28	.....	28
Other Assisted Housing Programs	10	.....	10	20	.....	20	29	.....	29
Other	4	2	3	8	4	3	11	3	8
<b>Total--Housing Programs</b>	<b>533</b>	<b>31</b>	<b>502</b>	<b>874</b>	<b>88</b>	<b>786</b>	<b>-57</b>	<b>51</b>	<b>-108</b>

**Table 5. Outlays of the U.S. Government, November 2017 and Other Periods - Continued**

Classification	This Month			Current Fiscal Year to Date			Prior Fiscal Year to Date		
	Gross Outlays	Applicable Receipts	Outlays	Gross Outlays	Applicable Receipts	Outlays	Gross Outlays	Applicable Receipts	Outlays
<b>Department of Housing and Urban Development: - Continued</b>									
Government National Mortgage Association:									
Guarantees of Mortgage-Backed Securities	1	(**)	1	-21	(**)	-21	3	(**)	3
Management and Administration	130	.....	130	266	.....	266	275	.....	275
Other	20	.....	20	44	.....	44	38	.....	38
Proprietary Receipts from the Public:									
FHA-General and Special Risk Fund	.....	24	-24	.....	97	-97	.....	67	-67
Other	.....	-1	1	.....	-1	1	.....	-4	4
Intrabudgetary Transactions	(**)	.....	(**)	(**)	.....	(**)	-1	.....	-1
Offsetting Governmental Receipts	.....	1	-1	.....	3	-3	.....	2	-2
<b>Total--Department of Housing and Urban Development</b>	<b>3,636</b>	<b>55</b>	<b>3,580</b>	<b>7,149</b>	<b>188</b>	<b>6,962</b>	<b>6,152</b>	<b>117</b>	<b>6,035</b>
<b>Department of the Interior:</b>									
Land and Minerals Management:									
Bureau of Land Management:									
Management of Lands and Resources	91	.....	91	166	.....	166	164	.....	164
Other	22	3	19	45	11	34	53	8	45
Bureau of Ocean Energy Management	10	.....	10	24	.....	24	18	.....	18
Office of Surface Mining Reclamation and Enforcement	67	.....	67	113	.....	113	111	.....	111
<b>Total--Land and Minerals Management</b>	<b>190</b>	<b>3</b>	<b>187</b>	<b>348</b>	<b>11</b>	<b>337</b>	<b>346</b>	<b>8</b>	<b>338</b>
Water and Science:									
Bureau of Reclamation:									
Water and Related Resources	50	.....	50	127	.....	127	160	.....	160
Other	46	15	31	87	32	55	101	43	58
Central Utah Project	5	.....	5	6	.....	6	1	.....	1
United States Geological Survey	104	.....	104	182	.....	182	182	.....	182
<b>Total--Water and Science</b>	<b>205</b>	<b>15</b>	<b>190</b>	<b>402</b>	<b>32</b>	<b>370</b>	<b>444</b>	<b>43</b>	<b>402</b>
Fish and Wildlife and Parks:									
United States Fish and Wildlife Service	290	.....	290	496	.....	496	432	.....	432
National Park Service	265	.....	265	523	.....	523	505	.....	505
<b>Total--Fish and Wildlife and Parks</b>	<b>555</b>	<b>.....</b>	<b>555</b>	<b>1,019</b>	<b>.....</b>	<b>1,019</b>	<b>937</b>	<b>.....</b>	<b>937</b>
Indian Affairs:									
Bureau of Indian Affairs and Bureau of Indian Education	173	(**)	173	263	(**)	263	236	(**)	236
<b>Total--Indian Affairs</b>	<b>173</b>	<b>(**)</b>	<b>173</b>	<b>263</b>	<b>(**)</b>	<b>263</b>	<b>236</b>	<b>(**)</b>	<b>236</b>
Departmental Offices:									
Mineral Leasing and Associated Payments	90	.....	90	283	.....	283	336	.....	336
Other	29	.....	29	83	.....	83	73	.....	73
Insular Affairs	14	.....	14	79	.....	79	101	.....	101
Office of the Special Trustee for American Indians	25	.....	25	41	.....	41	115	.....	115
Department-Wide Programs	346	.....	346	565	.....	565	251	.....	251
<b>Total--Departmental Offices</b>	<b>504</b>	<b>.....</b>	<b>504</b>	<b>1,051</b>	<b>.....</b>	<b>1,051</b>	<b>876</b>	<b>.....</b>	<b>876</b>
Other	28	.....	28	49	.....	49	46	.....	46
Proprietary Receipts from the Public	.....	361	-361	.....	685	-685	.....	858	-858
Intrabudgetary Transactions	-85	.....	-85	-115	.....	-115	-13	.....	-13
<b>Total--Department of the Interior</b>	<b>1,570</b>	<b>379</b>	<b>1,191</b>	<b>3,018</b>	<b>728</b>	<b>2,290</b>	<b>2,872</b>	<b>909</b>	<b>1,962</b>
<b>Department of Justice:</b>									
General Administration	133	.....	133	282	.....	282	229	.....	229
Legal Activities and U.S. Marshals:									
General Legal Activities	239	.....	239	311	.....	311	361	.....	361
United States Attorneys	148	.....	148	282	.....	282	317	.....	317
United States Marshals Service	97	.....	97	189	.....	189	191	.....	191
Assets Forfeiture Fund	836	.....	836	852	.....	852	90	.....	90
Other	170	.....	170	300	.....	300	314	.....	314
Federal Bureau of Investigation	751	.....	751	1,456	.....	1,456	1,339	.....	1,339
Drug Enforcement Administration	194	.....	194	406	.....	406	402	.....	402
Bureau of Alcohol, Tobacco, Firearms, and Explosives	102	.....	102	198	.....	198	199	.....	199
Federal Prison System	577	30	547	1,168	65	1,103	1,137	60	1,077
Office of Justice Programs:									
State and Local Law Enforcement Assistance	56	.....	56	120	.....	120	389	.....	389
Community Oriented Policing Services	13	.....	13	32	.....	32	36	.....	36
Crime Victims Fund	111	.....	111	214	.....	214	158	.....	158
Other	90	.....	90	191	.....	191	178	.....	178
Other	26	.....	26	37	.....	37	25	.....	25
Proprietary Receipts from the Public	.....	15	-15	.....	46	-46	.....	103	-103
Intrabudgetary Transactions	-50	.....	-50	594	.....	594	-123	.....	-123
Offsetting Governmental Receipts	.....	44	-44	.....	72	-72	.....	70	-70
<b>Total--Department of Justice</b>	<b>3,493</b>	<b>89</b>	<b>3,404</b>	<b>6,634</b>	<b>183</b>	<b>6,450</b>	<b>5,241</b>	<b>233</b>	<b>5,008</b>

**Table 5. Outlays of the U.S. Government, November 2017 and Other Periods - Continued**

Classification	This Month			Current Fiscal Year to Date			Prior Fiscal Year to Date		
	Gross Outlays	Applicable Receipts	Outlays	Gross Outlays	Applicable Receipts	Outlays	Gross Outlays	Applicable Receipts	Outlays
<b>Department of Labor:</b>									
Employment and Training Administration:									
Training and Employment Services	246	.....	246	476	.....	476	502	.....	502
Office of Job Corps	118	.....	118	244	.....	244	262	.....	262
Community Service Employment for Older Americans	34	.....	34	64	.....	64	70	.....	70
Federal Unemployment Benefits and Allowances	45	.....	45	80	.....	80	84	.....	84
Federal Additional Unemployment Compensation Program-Recovery Act	(**)	.....	(**)	(**)	.....	(**)	(**)	.....	(**)
State Unemployment Insurance and Employment Service Operations	-16	.....	-16	-115	.....	-115	-112	.....	-112
Payments to the Unemployment Trust Fund	3	.....	3	3	.....	3	7	.....	7
Program Administration	7	.....	7	13	.....	13	13	.....	13
Unemployment Trust Fund:									
Federal-State Unemployment Insurance:									
State Unemployment Benefits	2,120	.....	2,120	4,258	.....	4,258	4,465	.....	4,465
State Administrative Expenses	315	.....	315	707	.....	707	660	.....	660
Federal Administrative Expenses	15	.....	15	24	.....	24	77	.....	77
Other	(**)	.....	(**)	10	.....	10	24	.....	24
Total--Unemployment Trust Fund	2,450	.....	2,450	4,999	.....	4,999	5,225	.....	5,225
Other	17	.....	17	29	.....	29	58	.....	58
Total--Employment and Training Administration	2,904	.....	2,904	5,794	.....	5,794	6,109	.....	6,109
Pension Benefit Guaranty Corporation	524	516	8	1,050	5,549	-4,499	1,042	5,555	-4,513
Office of Workers' Compensation Programs:									
Special Benefits	235	.....	235	-924	.....	-924	-957	.....	-957
Energy Employees Occupational Illness Compensation Fund	122	.....	122	215	.....	215	177	.....	177
Special Benefits for Disabled Coal Miners	7	.....	7	14	.....	14	16	.....	16
Black Lung Disability Trust Fund	19	.....	19	35	.....	35	37	.....	37
Other	34	.....	34	57	.....	57	61	.....	61
Wage and Hour Division	19	.....	19	36	.....	36	37	.....	37
Occupational Safety and Health Administration	37	.....	37	70	.....	70	72	.....	72
Mine Safety and Health Administration	24	.....	24	49	.....	49	50	.....	50
Bureau of Labor Statistics	20	.....	20	72	.....	72	68	.....	68
Departmental Management	90	.....	90	188	.....	188	112	.....	112
Other	22	.....	22	44	.....	44	46	.....	46
Proprietary Receipts from the Public	.....	(**)	(**)	.....	1	-1	.....	1	-1
Intrabudgetary Transactions	-70	.....	-70	-70	.....	-70	-87	.....	-87
<b>Total--Department of Labor</b>	<b>3,987</b>	<b>517</b>	<b>3,471</b>	<b>6,629</b>	<b>5,550</b>	<b>1,080</b>	<b>6,782</b>	<b>5,555</b>	<b>1,227</b>
<b>Department of State:</b>									
Administration of Foreign Affairs:									
Diplomatic and Consular Programs	559	.....	559	1,110	.....	1,110	1,094	.....	1,094
Educational and Cultural Exchange Programs	51	.....	51	128	.....	128	126	.....	126
Embassy Security, Construction, and Maintenance	250	.....	250	410	.....	410	444	.....	444
Payment to Foreign Service Retirement and Disability Fund	.....	.....	.....	.....	.....	.....	136	.....	136
Foreign Service Retirement and Disability Fund	81	.....	81	158	.....	158	155	.....	155
Other	81	.....	81	313	.....	313	341	.....	341
Total--Administration of Foreign Affairs	1,021	.....	1,021	2,119	.....	2,119	2,298	.....	2,298
International Organizations and Conferences	337	.....	337	712	.....	712	791	.....	791
Global Health and Child Survival	884	.....	884	1,373	.....	1,373	1,263	.....	1,263
Migration and Refugee Assistance	219	.....	219	349	.....	349	359	.....	359
International Narcotics Control and Law Enforcement	99	.....	99	161	.....	161	158	.....	158
Andean Counterdrug Programs	(**)	.....	(**)	(**)	.....	(**)	1	.....	1
Other	44	.....	44	77	.....	77	58	.....	58
Proprietary Receipts from the Public	.....	-139	139	.....	3	-3	.....	17	-17
Intrabudgetary Transactions	-48	.....	-48	-59	.....	-59	-180	.....	-180
<b>Total--Department of State</b>	<b>2,558</b>	<b>-139</b>	<b>2,697</b>	<b>4,732</b>	<b>3</b>	<b>4,728</b>	<b>4,748</b>	<b>17</b>	<b>4,731</b>
<b>Department of Transportation:</b>									
Office of the Secretary									
Operations	-110	.....	-110	63	.....	63	504	.....	504
Federal Aviation Administration:									
Operations	-110	.....	-110	63	.....	63	504	.....	504
Airport and Airway Trust Fund:									
Grants-In-Aid for Airports	255	.....	255	536	.....	536	622	.....	622

**Table 5. Outlays of the U.S. Government, November 2017 and Other Periods - Continued**

Classification	This Month			Current Fiscal Year to Date			Prior Fiscal Year to Date		
	Gross Outlays	Applicable Receipts	Outlays	Gross Outlays	Applicable Receipts	Outlays	Gross Outlays	Applicable Receipts	Outlays
<b>Department of Transportation: - Continued</b>									
Facilities and Equipment	210	.....	210	384	.....	384	325	.....	325
Research, Engineering, and Development	13	.....	13	26	.....	26	26	.....	26
Trust Fund Share of FAA Operations	850	.....	850	1,428	.....	1,428	940	.....	940
Total--Airport and Airway Trust Fund	1,329	.....	1,329	2,373	.....	2,373	1,912	.....	1,912
Other	35	(**)	34	37	5	32	11	26	-14
Total--Federal Aviation Administration	1,253	(**)	1,253	2,473	5	2,468	2,427	26	2,402
Federal Highway Administration:									
Highway Trust Fund:									
Federal-Aid Highways	3,573	.....	3,573	7,510	.....	7,510	7,622	.....	7,622
Other	(**)	.....	(**)	1	.....	1	1	.....	1
Other Programs	34	.....	34	86	.....	86	46	.....	46
Total--Federal Highway Administration	3,607	.....	3,607	7,597	.....	7,597	7,669	.....	7,669
Federal Motor Carrier Safety Administration	48	.....	48	81	.....	81	88	.....	88
National Highway Traffic Safety Administration	91	.....	91	184	.....	184	156	.....	156
Federal Railroad Administration:									
Capital and Debt Service Grants to the National Railroad									
Passenger Corporation	1	.....	1	48	.....	48	77	.....	77
Capital Assistance for High Speed Rail Corridors and									
Intercity Passenger Rail Service									
Other	.....	.....	.....	.....	.....	.....	398	.....	398
Other	19	.....	19	42	.....	42	339	.....	339
Total--Federal Railroad Administration	19	.....	19	90	.....	90	813	.....	813
Federal Transit Administration:									
Formula Grants	1	.....	1	2	.....	2	5	.....	5
Capital Investment Grants	122	.....	122	286	.....	286	166	.....	166
Transit Formula Grants	744	.....	744	1,525	.....	1,525	1,224	.....	1,224
Other	62	.....	62	117	.....	117	136	.....	136
Total--Federal Transit Administration	929	.....	929	1,930	.....	1,930	1,530	.....	1,530
Maritime Administration	89	(**)	89	88	(**)	87	52	(**)	51
Other	47	3	44	71	3	68	81	5	76
Proprietary Receipts from the Public	.....	7	-7	.....	29	-29	.....	28	-28
Intrabudgetary Transactions:									
Other	(**)	.....	(**)	-94	.....	-94	-93	.....	-93
Offsetting Governmental Receipts	.....	1	-1	.....	1	-1	.....	(**)	(**)
<b>Total--Department of Transportation</b>	<b>6,176</b>	<b>11</b>	<b>6,164</b>	<b>12,541</b>	<b>38</b>	<b>12,503</b>	<b>12,798</b>	<b>60</b>	<b>12,738</b>
<b>Department of the Treasury:</b>									
Departmental Offices:									
Exchange Stabilization Fund	8	20	-11	8	43	-35	23	29	-6
Grants for Specified Energy Property in Lieu of Tax									
Credit	11	.....	11	16	.....	16	323	.....	323
Troubled Asset Relief Program	243	.....	243	381	.....	381	646	.....	646
Other	106	.....	106	223	.....	223	345	.....	345
Bureau of the Fiscal Service:									
Payment to the Resolution Funding Corporation	.....	.....	.....	662	.....	662	662	.....	662
Financial Agent Services	60	.....	60	127	.....	127	123	.....	123
Interest Paid to Credit Financing Accounts	.....	.....	.....	.....	.....	.....	13	.....	13
Claims, Judgements, and Relief Acts	234	.....	234	369	.....	369	982	.....	982
Other	107	(**)	107	160	(**)	160	139	(**)	138
Total--Bureau of the Fiscal Service	402	(**)	402	1,317	(**)	1,317	1,920	(**)	1,919
Federal Financing Bank	-31	.....	-31	-328	.....	-328	-94	.....	-94
Alcohol and Tobacco Tax and Trade Bureau:									
Salaries and Expenses	10	.....	10	19	.....	19	17	.....	17
Internal Revenue Collections for Puerto Rico	27	.....	27	51	.....	51	62	.....	62
Bureau of Engraving and Printing	(**)	.....	(**)	8	.....	8	-22	.....	-22
United States Mint	129	188	-58	238	354	-116	643	883	-240
Internal Revenue Service:									
Taxpayer Services	165	.....	165	340	.....	340	331	.....	331
Enforcement	357	.....	357	696	.....	696	711	.....	711
Operations Support	368	.....	368	594	.....	594	696	.....	696
Build America Bond Payments, Recovery Act	422	.....	422	805	.....	805	784	.....	784
Refundable Premium Tax Credits and Cost Sharing									
Reductions	2,698	.....	2,698	5,239	.....	5,239	5,100	.....	5,100
Payment Where Earned Income Credit Exceeds Liability for Tax	71	.....	71	236	.....	236	123	.....	123

**Table 5. Outlays of the U.S. Government, November 2017 and Other Periods - Continued**

Classification	This Month			Current Fiscal Year to Date			Prior Fiscal Year to Date		
	Gross Outlays	Applicable Receipts	Outlays	Gross Outlays	Applicable Receipts	Outlays	Gross Outlays	Applicable Receipts	Outlays
<b>Department of the Treasury: - Continued</b>									
Payment Where Child Tax Credit Exceeds Liability for Tax	33	.....	33	105	.....	105	65	.....	65
Payment Where American Opportunity Tax Credit Exceeds Liability for Tax	2	.....	2	23	.....	23	11	.....	11
Refunding Internal Revenue Collections, Interest	136	.....	136	454	.....	454	205	.....	205
Other	147	.....	147	729	(**)	729	233	1	232
<b>Total--Internal Revenue Service</b>	<b>4,400</b>	<b>.....</b>	<b>4,400</b>	<b>9,220</b>	<b>(**)</b>	<b>9,219</b>	<b>8,258</b>	<b>1</b>	<b>8,257</b>
Comptroller of the Currency	85	6	79	331	11	320	190	10	180
Interest on the Public Debt:									
Interest on Treasury Debt Securities (Gross):									
Public Issues (Accrual Basis)	30,443	.....	30,443	58,240	.....	58,240	47,154	.....	47,154
Special Issues (Cash Basis)	7,572	.....	7,572	4,186	.....	4,186	4,543	.....	4,543
<b>Total--Interest on Treasury Debt Securities (Gross)</b>	<b>38,014</b>	<b>.....</b>	<b>38,014</b>	<b>62,426</b>	<b>.....</b>	<b>62,426</b>	<b>51,697</b>	<b>.....</b>	<b>51,697</b>
<b>Total--Interest on the Public Debt</b>	<b>38,014</b>	<b>.....</b>	<b>38,014</b>	<b>62,426</b>	<b>.....</b>	<b>62,426</b>	<b>51,697</b>	<b>.....</b>	<b>51,697</b>
Other	10	.....	10	19	.....	19	16	.....	16
Proprietary Receipts from the Public	.....	42	-42	.....	291	-291	.....	167	-167
Intrabudgetary Transactions	-84	.....	-84	-258	.....	-258	-49	.....	-49
<b>Total--Department of the Treasury</b>	<b>43,332</b>	<b>256</b>	<b>43,076</b>	<b>73,671</b>	<b>700</b>	<b>72,971</b>	<b>63,975</b>	<b>1,091</b>	<b>62,884</b>
<b>Department of Veterans Affairs:</b>									
Joint DOD-VA Medical Facility Demonstration Fund	30	.....	30	52	.....	52	58	.....	58
Veterans Health Administration:									
Veterans Choice Fund, Veterans Health Administration	299	.....	299	635	.....	635	688	.....	688
Medical Services	4,268	.....	4,268	8,784	.....	8,784	8,205	.....	8,205
Medical Support and Compliance	455	.....	455	961	.....	961	909	.....	909
Medical Facilities	426	.....	426	854	.....	854	811	.....	811
Other	110	38	72	220	79	141	209	77	132
Benefits Programs:									
Public Enterprise Funds:									
Housing Accounts	(**)	1	-1	1	2	-1	(**)	2	-2
Other	70	71	(**)	144	145	-1	144	139	5
Compensation and Pensions	7,304	.....	7,304	7,815	.....	7,815	7,240	.....	7,240
Readjustment Benefits	1,131	.....	1,131	2,121	.....	2,121	1,968	.....	1,968
Veterans Housing Benefit Program Fund	66	.....	66	66	.....	66	159	.....	159
Insurance Funds:									
National Service Life	58	.....	58	121	.....	121	128	.....	128
Veterans Special Life	14	1	13	27	3	25	26	3	23
Other	8	.....	8	17	.....	17	12	.....	12
<b>Total--Benefits Programs</b>	<b>8,653</b>	<b>73</b>	<b>8,579</b>	<b>10,313</b>	<b>150</b>	<b>10,163</b>	<b>9,677</b>	<b>144</b>	<b>9,533</b>
Departmental Administration:									
Construction	69	.....	69	327	.....	327	247	.....	247
Information Technology Systems	387	.....	387	799	.....	799	735	.....	735
General Operating Expenses	285	.....	285	567	(**)	566	514	.....	514
Other	98	.....	98	262	.....	262	214	.....	214
Proprietary Receipts from the Public:									
National Service Life	.....	4	-4	.....	9	-9	.....	10	-10
Other	.....	299	-299	.....	598	-598	.....	612	-612
Intrabudgetary Transactions	5	.....	5	-3	.....	-3	-2	.....	-2
<b>Total--Department of Veterans Affairs</b>	<b>15,083</b>	<b>414</b>	<b>14,669</b>	<b>23,770</b>	<b>836</b>	<b>22,935</b>	<b>22,267</b>	<b>843</b>	<b>21,424</b>
<b>Corps of Engineers:</b>									
Construction	142	.....	142	130	.....	130	344	.....	344
Operation and Maintenance	252	.....	252	502	.....	502	477	.....	477
Flood Control and Coastal Emergencies	94	.....	94	170	.....	170	86	.....	86
Rivers and Harbors Contributed Funds	31	.....	31	50	.....	50	74	.....	74
Other	68	.....	68	149	.....	149	194	.....	194
Proprietary Receipts from the Public	.....	21	-21	.....	320	-320	.....	87	-87
Intrabudgetary Transactions	1	.....	1	1	.....	1	1	.....	1
<b>Total--Corps of Engineers</b>	<b>586</b>	<b>21</b>	<b>565</b>	<b>1,002</b>	<b>320</b>	<b>682</b>	<b>1,176</b>	<b>87</b>	<b>1,088</b>
<b>Other Defense Civil Programs:</b>									
Military Retirement:									
Payment to Military Retirement Fund	.....	.....	.....	82,877	.....	82,877	81,192	.....	81,192
Military Retirement Fund	4,839	.....	4,839	5,261	.....	5,261	5,222	.....	5,222
Retiree Health Care:									
Payment to Department of Defense Medicare-Eligible Retiree Health Care Fund	.....	.....	.....	6,567	.....	6,567	5,670	.....	5,670

**Table 5. Outlays of the U.S. Government, November 2017 and Other Periods - Continued**

Classification	This Month			Current Fiscal Year to Date			Prior Fiscal Year to Date		
	Gross Outlays	Applicable Receipts	Outlays	Gross Outlays	Applicable Receipts	Outlays	Gross Outlays	Applicable Receipts	Outlays
<b>Other Defense Civil Programs: - Continued</b>									
Department of Defense Medicare-Eligible Retiree Health Care Fund	691	.....	691	1,817	.....	1,817	1,797	.....	1,797
Educational Benefits	27	.....	27	52	.....	52	60	.....	60
Other	24	.....	24	43	.....	43	41	.....	41
Proprietary Receipts from the Public	.....	2	-2	.....	4	-4	.....	3	-3
Intrabudgetary Transactions	-1,189	.....	-1,189	-89,924	.....	-89,924	-88,958	.....	-88,958
<b>Total--Other Defense Civil Programs</b>	<b>4,392</b>	<b>2</b>	<b>4,390</b>	<b>6,692</b>	<b>4</b>	<b>6,689</b>	<b>5,024</b>	<b>3</b>	<b>5,021</b>
<b>Environmental Protection Agency:</b>									
Science and Technology	54	.....	54	100	.....	100	120	.....	120
Environmental Programs and Management	196	.....	196	459	.....	459	414	.....	414
State and Tribal Assistance Grants	337	.....	337	676	.....	676	751	.....	751
Payment to the Hazardous Substance Superfund	195	.....	195	195	.....	195	154	.....	154
Hazardous Substance Superfund	101	.....	101	135	.....	135	202	.....	202
Other	25	(**)	25	61	(**)	61	83	1	83
Proprietary Receipts from the Public	.....	6	-6	.....	9	-9	.....	22	-22
Intrabudgetary Transactions	-198	.....	-198	-157	.....	-157	-169	.....	-169
Offsetting Governmental Receipts	.....	1	-1	.....	3	-3	.....	2	-2
<b>Total--Environmental Protection Agency</b>	<b>711</b>	<b>7</b>	<b>704</b>	<b>1,468</b>	<b>12</b>	<b>1,456</b>	<b>1,554</b>	<b>25</b>	<b>1,528</b>
<b>Executive Office of the President:</b>									
The White House	4	.....	4	8	.....	8	9	.....	9
Office of Management and Budget	8	.....	8	15	.....	15	16	.....	16
Unanticipated Needs	2	.....	2	5	.....	5	3	.....	3
Other	17	.....	17	32	.....	32	33	.....	33
Proprietary Receipts from the Public	.....	(**)	(**)	.....	(**)	(**)	.....	(**)	(**)
Intrabudgetary Transactions	(**)	.....	(**)	(**)	.....	(**)	(**)	.....	(**)
<b>Total--Executive Office of the President</b>	<b>31</b>	<b>(**)</b>	<b>31</b>	<b>60</b>	<b>(**)</b>	<b>60</b>	<b>61</b>	<b>(**)</b>	<b>61</b>
<b>General Services Administration:</b>									
Real Property Activities	10	.....	10	-48	.....	-48	-107	.....	-107
Supply and Technology Activities	123	.....	123	122	.....	122	-97	.....	-97
General Activities	17	.....	17	35	.....	35	55	.....	55
Proprietary Receipts from the Public	.....	21	-21	.....	31	-31	.....	28	-28
Intrabudgetary Transactions	1	.....	1	-1	.....	-1	-4	.....	-4
<b>Total--General Services Administration</b>	<b>151</b>	<b>21</b>	<b>131</b>	<b>107</b>	<b>31</b>	<b>76</b>	<b>-153</b>	<b>28</b>	<b>-181</b>
<b>International Assistance Programs:</b>									
Millennium Challenge Corporation	57	.....	57	95	.....	95	114	.....	114
International Security Assistance:									
Pakistan Counterinsurgency Capability Fund	5	.....	5	5	.....	5	.....	.....	.....
Foreign Military Financing Program	891	.....	891	1,005	.....	1,005	2,098	.....	2,098
Economic Support Fund	327	.....	327	587	.....	587	669	.....	669
Other	72	(**)	72	228	(**)	227	166	.....	166
<b>Total--International Security Assistance</b>	<b>1,295</b>	<b>(**)</b>	<b>1,294</b>	<b>1,825</b>	<b>(**)</b>	<b>1,824</b>	<b>2,933</b>	.....	<b>2,933</b>
Multilateral Assistance:									
Other	-2	.....	-2	290	.....	290	350	.....	350
<b>Total--Multilateral Assistance</b>	<b>-2</b>	.....	<b>-2</b>	<b>290</b>	.....	<b>290</b>	<b>350</b>	.....	<b>350</b>
Agency for International Development:									
Development Assistance Program	189	.....	189	400	.....	400	466	.....	466
Assistance for Europe, Eurasia and Central Asia	23	.....	23	108	.....	108	11	.....	11
International Disaster Assistance	146	.....	146	604	.....	604	446	.....	446
Operating Expenses	92	.....	92	185	.....	185	180	.....	180
Other	21	.....	21	90	.....	90	52	(**)	52
Proprietary Receipts from the Public	.....	(**)	(**)	.....	(**)	(**)	.....	(**)	(**)
Intrabudgetary Transactions	-1	.....	-1	(**)	.....	(**)	-40	.....	-40
<b>Total--Agency for International Development</b>	<b>469</b>	<b>(**)</b>	<b>469</b>	<b>1,388</b>	<b>(**)</b>	<b>1,388</b>	<b>1,115</b>	<b>(**)</b>	<b>1,114</b>
Overseas Private Investment Corporation:									
Overseas Private Investment Corporation Accounts	8	22	-14	23	42	-20	19	42	-23
Proprietary Receipts from the Public	.....	7	-7	.....	22	-22	.....	49	-49
<b>Total--Overseas Private Investment Corporation</b>	<b>8</b>	<b>29</b>	<b>-21</b>	<b>23</b>	<b>65</b>	<b>-42</b>	<b>19</b>	<b>91</b>	<b>-72</b>
Peace Corps	38	(**)	37	74	(**)	74	62	1	62
Military Sales Program:									
Foreign Military Sales Trust Fund	2,451	.....	2,451	4,533	.....	4,533	4,639	.....	4,639
Other	5	(**)	5	8	(**)	8	10	.....	10
Proprietary Receipts from the Public	.....	2,401	-2,401	.....	3,280	-3,280	.....	4,411	-4,411
Other	10	(**)	10	19	(**)	19	20	(**)	20
<b>Total--International Assistance Programs</b>	<b>4,331</b>	<b>2,431</b>	<b>1,901</b>	<b>8,254</b>	<b>3,346</b>	<b>4,908</b>	<b>9,261</b>	<b>4,503</b>	<b>4,758</b>



**Table 5. Outlays of the U.S. Government, November 2017 and Other Periods - Continued**

Classification	This Month			Current Fiscal Year to Date			Prior Fiscal Year to Date		
	Gross Outlays	Applicable Receipts	Outlays	Gross Outlays	Applicable Receipts	Outlays	Gross Outlays	Applicable Receipts	Outlays
<b>National Aeronautics and Space Administration:</b>									
Science	498	.....	498	987	.....	987	873	.....	873
Aeronautics	53	.....	53	102	.....	102	105	.....	105
Exploration	364	.....	364	699	.....	699	618	.....	618
Cross Agency Support	274	.....	274	470	.....	470	446	.....	446
Space Operations	338	.....	338	712	.....	712	718	.....	718
Other	130	.....	130	218	.....	218	218	.....	218
Proprietary Receipts from the Public	.....	(**)	(**)	.....	(**)	(**)	.....	(**)	(**)
Intrabudgetary Transactions	(**)	.....	(**)	(**)	.....	(**)	(**)	.....	(**)
<b>Total--National Aeronautics and Space Administration</b>	<b>1,657</b>	<b>(**)</b>	<b>1,657</b>	<b>3,188</b>	<b>(**)</b>	<b>3,188</b>	<b>2,978</b>	<b>(**)</b>	<b>2,978</b>
<b>National Science Foundation:</b>									
Research and Related Activities	438	.....	438	936	.....	936	936	.....	936
Education and Human Resources	72	.....	72	155	.....	155	150	.....	150
Other	54	.....	54	115	.....	115	88	.....	88
Proprietary Receipts from the Public	.....	4	-4	.....	5	-5	.....	6	-6
<b>Total--National Science Foundation</b>	<b>565</b>	<b>4</b>	<b>561</b>	<b>1,207</b>	<b>5</b>	<b>1,202</b>	<b>1,174</b>	<b>6</b>	<b>1,167</b>
<b>Office of Personnel Management:</b>									
Government Payment for Annuitants, Employees Health and Life Insurance Benefits	1,066	.....	1,066	2,130	.....	2,130	2,072	.....	2,072
Postal Service Retiree Health Benefits Fund	292	.....	292	584	.....	584	562	.....	562
Civil Service Retirement and Disability Fund	6,916	.....	6,916	14,099	.....	14,099	13,955	.....	13,955
Employees Life Insurance Fund	218	281	-63	431	552	-120	489	528	-38
Employees and Retired Employees Health Benefits Fund	4,394	4,282	111	8,683	8,572	111	8,464	8,343	121
Other	19	.....	19	51	.....	51	90	.....	90
Proprietary Receipts from the Public	.....	(**)	(**)	.....	(**)	(**)	.....	1	-1
Intrabudgetary Transactions:									
Postal Service Contributions	-6	.....	-6	-10	.....	-10	-4	.....	-4
Civil Service Retirement and Disability Fund:									
Other	-3	.....	-3	-6	.....	-6	-6	.....	-6
<b>Total--Office of Personnel Management</b>	<b>12,895</b>	<b>4,563</b>	<b>8,332</b>	<b>25,962</b>	<b>9,124</b>	<b>16,838</b>	<b>25,621</b>	<b>8,872</b>	<b>16,749</b>
<b>Small Business Administration:</b>									
Salaries and Expenses	87	.....	87	158	(**)	158	109	(**)	109
Business Loans Program	1	-2	3	1	-2	3	3	(**)	3
Disaster Loans Program	38	(**)	38	63	(**)	63	33	(**)	33
Other	17	2	15	33	4	29	31	3	28
Proprietary Receipts from the Public	.....	1	-1	.....	(**)	(**)	.....	(**)	(**)
Intrabudgetary Transactions	-1	.....	-1	-1	.....	-1	(**)	.....	(**)
<b>Total--Small Business Administration</b>	<b>142</b>	<b>(**)</b>	<b>142</b>	<b>255</b>	<b>2</b>	<b>252</b>	<b>175</b>	<b>4</b>	<b>172</b>
<b>Social Security Administration:</b>									
Payments to Social Security Trust Funds	19	.....	19	9,343	.....	9,343	8,860	.....	8,860
Supplemental Security Income Program	4,945	.....	4,945	5,283	.....	5,283	5,272	.....	5,272
Federal Old-Age and Survivors Insurance Trust Fund (Off-Budget):									
Benefit Payments	67,281	.....	67,281	134,847	.....	134,847	129,892	.....	129,892
Administrative Expenses	232	.....	232	473	.....	473	498	.....	498
<b>Total--Federal Old-Age and Survivors Insurance Trust Fund (Off-Budget)</b>	<b>67,512</b>	<b>.....</b>	<b>67,512</b>	<b>135,320</b>	<b>.....</b>	<b>135,320</b>	<b>130,390</b>	<b>.....</b>	<b>130,390</b>
Federal Disability Insurance Trust Fund (Off-Budget):									
Benefit Payments	11,589	.....	11,589	23,545	.....	23,545	23,598	.....	23,598
Administrative Expenses	221	.....	221	430	.....	430	426	.....	426
<b>Total--Federal Disability Insurance Trust Fund (Off-Budget)</b>	<b>11,810</b>	<b>.....</b>	<b>11,810</b>	<b>23,976</b>	<b>.....</b>	<b>23,976</b>	<b>24,024</b>	<b>.....</b>	<b>24,024</b>
Other	22	.....	22	25	.....	25	18	.....	18
Proprietary Receipts from the Public:									
On-Budget	.....	344	-344	.....	345	-345	.....	336	-336
Off-Budget	.....	3	-3	.....	6	-6	.....	6	-6
Intrabudgetary Transactions:									
Off-Budget <sup>1</sup>	-19	.....	-19	-9,343	.....	-9,343	-8,860	.....	-8,860
<b>Total--Social Security Administration</b>	<b>84,290</b>	<b>347</b>	<b>83,942</b>	<b>164,604</b>	<b>352</b>	<b>164,252</b>	<b>159,704</b>	<b>342</b>	<b>159,362</b>
<b>Independent Agencies:</b>									
Broadcasting Board of Governors	72	(**)	72	128	(**)	128	120	(**)	120
Bureau of Consumer Financial Protection	50	.....	50	96	.....	96	110	(**)	110

**Table 5. Outlays of the U.S. Government, November 2017 and Other Periods - Continued**

Classification	This Month			Current Fiscal Year to Date			Prior Fiscal Year to Date		
	Gross Outlays	Applicable Receipts	Outlays	Gross Outlays	Applicable Receipts	Outlays	Gross Outlays	Applicable Receipts	Outlays
<b>Independent Agencies: - Continued</b>									
Corporation for National and Community Service	78	(**)	77	170	1	170	163	(**)	163
Corporation for Public Broadcasting	.....	.....	.....	451	.....	451	445	.....	445
District of Columbia:									
Courts	23	.....	23	58	.....	58	48	(**)	48
General and Special Payments	19	(**)	20	82	15	67	74	12	62
Equal Employment Opportunity Commission	31	(**)	31	61	(**)	60	63	(**)	63
Export-Import Bank of the United States	-2	7	-9	8	3	5	19	4	15
Federal Communications Commission:									
Universal Service Fund	725	.....	725	1,648	.....	1,648	1,613	.....	1,613
Other	17	2	16	59	4	55	46	7	40
Federal Deposit Insurance Corporation:									
Deposit Insurance Fund	-1,335	.....	-1,335	-1,642	.....	-1,642	-231	.....	-231
FSLIC Resolution Fund	(**)	1	-1	(**)	1	-1	(**)	(**)	(**)
Total--Federal Deposit Insurance Corporation	-1,335	1	-1,336	-1,642	1	-1,643	-231	(**)	-231
Federal Drug Control Programs	24	.....	24	48	.....	48	131	.....	131
Federal Housing Finance Agency	20	.....	20	43	.....	43	43	.....	43
Institute of Museum and Library Services	20	(**)	20	39	(**)	39	43	.....	43
Intelligence Community Management Account	33	.....	33	65	.....	65	64	.....	64
Legal Services Corporation	104	.....	104	105	.....	105	3	.....	3
National Archives and Records Administration	39	1	38	69	4	66	66	3	64
National Credit Union Administration	164	390	-226	651	1,299	-648	327	1,717	-1,390
National Endowment for the Arts	12	(**)	11	25	(**)	25	25	(**)	25
National Endowment for the Humanities	9	(**)	9	21	(**)	21	22	(**)	22
National Labor Relations Board	23	(**)	23	47	(**)	47	44	(**)	44
Nuclear Regulatory Commission	67	119	-52	139	197	-58	145	206	-61
Postal Service:									
Off-Budget:									
Public Enterprise Funds	5,207	6,104	-897	11,797	12,439	-642	11,828	12,320	-492
Other	48	.....	48	51	.....	51	3	.....	3
Other	-48	.....	-48	.....	.....	.....	47	.....	47
Railroad Retirement Board:									
Federal Windfall Subsidy	2	.....	2	4	.....	4	4	.....	4
Federal Payments to the Railroad Retirement Accounts	(**)	.....	(**)	179	.....	179	175	.....	175
Railroad Unemployment Insurance Trust Fund:									
Benefit Payments	9	.....	9	18	.....	18	21	.....	21
Transfer To Administrative Funds	1	.....	1	3	.....	3	3	.....	3
Rail Industry Pension Fund:									
Benefit Payments	448	.....	448	896	.....	896	844	.....	844
OASDI Certifications	-1	.....	-1	-1	.....	-1	-1	.....	-1
Transfer to Administrative Funds	4	.....	4	15	.....	15	12	.....	12
Other	(**)	.....	(**)	(**)	.....	(**)	(**)	.....	(**)
National Railroad Retirement Investment Trust:									
Administrative Expenses	1	.....	1	13	.....	13	11	.....	11
Transfers to the Railroad Retirement Trust Funds from the National Railroad Retirement Investment Trust	97	.....	97	399	.....	399	93	.....	93
Railroad Social Security Equivalent Benefit Account:									
Benefit Payments	595	.....	595	1,191	.....	1,191	1,183	.....	1,183
Transfer To Administrative Funds	2	.....	2	6	.....	6	5	.....	5
Other	4	.....	4	-3	.....	-3	-1	.....	-1
Proprietary Receipts from the Public	.....	350	-350	.....	693	-693	.....	-52	52
Intrabudgetary Transactions:									
Other	-97	.....	-97	-578	.....	-578	-268	.....	-268
Total--Railroad Retirement Board	1,066	350	716	2,141	693	1,448	2,080	-52	2,132
Securities and Exchange Commission	119	(**)	119	264	(**)	263	264	(**)	264
Smithsonian Institution	81	(**)	81	174	(**)	174	156	(**)	156
Tennessee Valley Authority	4,141	4,023	118	6,898	6,805	93	7,927	7,901	27
Other	314	78	236	630	140	490	374	28	346
<b>Total--Independent Agencies</b>	<b>11,121</b>	<b>11,074</b>	<b>46</b>	<b>24,325</b>	<b>21,601</b>	<b>2,725</b>	<b>26,064</b>	<b>22,144</b>	<b>3,920</b>
<b>Undistributed Offsetting Receipts:</b>									
Other Interest	.....	(**)	(**)	.....	(**)	(**)	.....	(**)	(**)
Employer Share, Employee Retirement:									
Department of Health and Human Services:									
Federal Hospital Insurance Trust Fund:									

**Table 5. Outlays of the U.S. Government, November 2017 and Other Periods - Continued**

Classification	This Month			Current Fiscal Year to Date			Prior Fiscal Year to Date		
	Gross Outlays	Applicable Receipts	Outlays	Gross Outlays	Applicable Receipts	Outlays	Gross Outlays	Applicable Receipts	Outlays
<b>Undistributed Offsetting Receipts: - Continued</b>									
Federal Employer Contributions	-316	.....	-316	-632	.....	-632	-616	.....	-616
Postal Service Employer Contributions	-58	.....	-58	-116	.....	-116	-112	.....	-112
Department of State:									
Foreign Service Retirement and Disability Fund	-27	.....	-27	-55	.....	-55	-53	.....	-53
Other Defense Civil Programs:									
Military Retirement Fund	-1,437	.....	-1,437	-9,691	.....	-9,691	-9,705	.....	-9,705
Department of Defense Medicare-Eligible Retiree Health Care Fund									
	.....	.....	.....	-8,384	.....	-8,384	-7,165	.....	-7,165
Office of Personnel Management:									
Civil Service Retirement and Disability Fund	-2,342	.....	-2,342	-4,688	.....	-4,688	-4,699	.....	-4,699
Social Security Administration:									
Federal Old-Age and Survivors Insurance Trust Fund:									
Federal Employer Contributions	-1,094	.....	-1,094	-2,188	.....	-2,188	-2,048	.....	-2,048
Federal Disability Insurance Trust Fund:									
Federal Employer Contributions	-258	.....	-258	-516	.....	-516	-484	.....	-484
Other	(**)	.....	(**)	(**)	.....	(**)	-1	.....	-1
<b>Total--Employer Share, Employee Retirement</b>	<b>-5,533</b>	<b>.....</b>	<b>-5,533</b>	<b>-26,270</b>	<b>.....</b>	<b>-26,270</b>	<b>-24,884</b>	<b>.....</b>	<b>-24,884</b>
Interest Received by Trust Funds:									
Judicial Branch:									
Judicial Survivors Annuity Fund	(**)	.....	(**)	1	.....	1	2	.....	2
Department of Health and Human Services:									
Federal Hospital Insurance Trust Fund	-16	.....	-16	-31	.....	-31	-20	.....	-20
Federal Supplementary Medical Insurance Trust Fund	-32	.....	-32	-50	.....	-50	-30	.....	-30
Department of Homeland Security:									
Oil Spill Liability Trust Fund	-12	.....	-12	-21	.....	-21	-5	.....	-5
Other	-4	.....	-4	-6	.....	-6	-3	.....	-3
Department of Labor:									
Unemployment Trust Fund	-22	.....	-22	-38	.....	-38	-18	.....	-18
Department of State:									
Foreign Service Retirement and Disability Fund	(**)	.....	(**)	(**)	.....	(**)	(**)	.....	(**)
Department of Transportation:									
Airport and Airway Trust Fund	-11	.....	-11	-17	.....	-17	-4	.....	-4
Department of Veterans Affairs:									
National Service Life Insurance Fund	-1	.....	-1	-1	.....	-1	-2	.....	-2
United States Government Life Insurance Fund	(**)	.....	(**)	(**)	.....	(**)	(**)	.....	(**)
Corps of Engineers	-29	.....	-29	-33	.....	-33	-24	.....	-24
Other Defense Civil Programs:									
Military Retirement Fund	-4,235	.....	-4,235	-942	.....	-942	-794	.....	-794
Educational Benefits Fund	-8	.....	-8	-10	.....	-10	-6	.....	-6
Armed Forces Retirement Home	(**)	.....	(**)	(**)	.....	(**)	(**)	.....	(**)
Environmental Protection Agency	-1	.....	-1	-3	.....	-3	-1	.....	-1
Office of Personnel Management:									
Civil Service Retirement and Disability Fund	-13	.....	-13	-17	.....	-17	-12	.....	-12
Social Security Administration:									
Federal Old-Age and Survivors Insurance Trust Fund	-240	.....	-240	-319	.....	-319	-361	.....	-361
Federal Disability Insurance Trust Fund	-22	.....	-22	-43	.....	-43	-16	.....	-16
Independent Agencies:									
Railroad Retirement Board	-3	.....	-3	-6	.....	-6	-6	.....	-6
Other	-2	.....	-2	-3	.....	-3	-2	.....	-2
Other	-79	.....	-79	-139	.....	-139	-62	.....	-62
<b>Total--Interest Received by Trust Funds</b>	<b>-4,729</b>	<b>.....</b>	<b>-4,729</b>	<b>-1,677</b>	<b>.....</b>	<b>-1,677</b>	<b>-1,364</b>	<b>.....</b>	<b>-1,364</b>
Rents and Royalties on the Outer Continental Shelf Lands	.....	384	-384	.....	962	-962	.....	358	-358
<b>Total--Undistributed Offsetting Receipts</b>	<b>-10,262</b>	<b>384</b>	<b>-10,647</b>	<b>-27,947</b>	<b>962</b>	<b>-28,910</b>	<b>-26,248</b>	<b>358</b>	<b>-26,606</b>
<b>Total Outlays</b>	<b>378,677</b>	<b>31,755</b>	<b>346,922</b>	<b>714,556</b>	<b>69,079</b>	<b>645,476</b>	<b>673,349</b>	<b>69,283</b>	<b>604,066</b>
<b>Total On-Budget</b>	<b>295,732</b>	<b>25,648</b>	<b>270,084</b>	<b>555,822</b>	<b>56,634</b>	<b>499,188</b>	<b>518,872</b>	<b>56,957</b>	<b>461,915</b>
<b>Total Off-Budget</b>	<b>82,945</b>	<b>6,107</b>	<b>76,838</b>	<b>158,734</b>	<b>12,445</b>	<b>146,288</b>	<b>154,477</b>	<b>12,326</b>	<b>142,151</b>
<b>Total Surplus (+) or Deficit (-)</b>			<b>-138,547</b>			<b>-201,761</b>			<b>-182,499</b>
<b>Total On-Budget</b>			<b>-126,194</b>			<b>-179,990</b>			<b>-157,140</b>
<b>Total Off-Budget</b>			<b>-12,354</b>			<b>-21,771</b>			<b>-25,359</b>

**Table 5. Outlays of the U.S. Government, November 2017 and Other Periods - Continued**  
 [\$ millions]

**MEMORANDUM**

Receipts Offset Against Outlays (In Millions)

	Current Fiscal Year to Date	Comparable Period Prior Fiscal Year
Proprietary Receipts	29,204	27,941
Intrabudgetary Transactions	180,560	193,036
Governmental Receipts	1,840	1,755
Total Receipts Offset Against Outlays	<u>211,603</u>	<u>222,733</u>

1 Includes FICA and SECA tax credits, non-contributory military service credits, special benefits for the aged and credit for the unnegotiated OASI benefit checks.

Note: Details may not add to totals due to rounding.

... No Transactions

(\*\*) Less than absolute value of \$500,000

**Table 6. Means of Financing the Deficit or Disposition of Surplus by the U.S. Government, November 2017 and Other Periods**

Assets and Liabilities Directly Related to Budget Off-Budget Activity	Net Transactions (- denotes net reduction of either liability or asset accounts)			Account Balances Current Fiscal Year		
	This Month	Fiscal Year to Date		Beginning of		Close of This Month
		This Year	Prior Year	This Year	This Month	
<b>Liability Accounts:</b>						
Borrowing from the Public:						
Treasury Securities, Issued Under General Financing Authorities:						
Debt Held by the Public	167,290	245,307	270,277	14,673,428	14,751,445	14,918,735
Intragovernmental Holdings	-19,371	100,185	104,343	5,571,471	5,691,027	5,671,656
Total Treasury Securities Outstanding	147,918	345,492	374,620	20,244,900	20,442,474	20,590,392
Plus Premium on Treasury Securities	-311	-634	-260	30,639	30,316	30,005
Less Discount on Treasury Securities	750	2,024	717	96,017	97,291	98,041
Total Treasury Securities Net of Premium and Discount	146,858	342,834	373,643	20,179,522	20,375,498	20,522,356
Agency Securities, Issued Under Special Financing Authorities (See Schedule B; for Other Agency Borrowing, See Schedule C)						
Total Federal Securities	133	117	39	24,369	24,353	24,486
	146,991	342,951	373,683	20,203,891	20,399,851	20,546,842
Deduct:						
Federal Securities Held as Investments of Government Accounts (See Schedule D)						
Less Discount on Federal Securities Held as Investments of Government Accounts	-19,261	100,377	104,225	5,563,074	5,682,713	5,663,451
Net Federal Securities Held as Investments of Government Accounts	66	1,194	-75	25,909	27,037	27,103
	-19,327	99,183	104,300	5,537,165	5,655,676	5,636,348
Total Borrowing from the Public	166,318	243,768	269,383	14,666,725	14,744,176	14,910,493
Accrued Interest Payable to the Public	-21,398	-15,975	-9,895	65,480	70,903	49,505
Allocations of Special Drawing Rights	379	75	-1,485	49,912	49,608	49,987
Uninvested Balances, Deposit Funds	-1,599	131	-110	24,551	26,281	24,681
Miscellaneous Liability Accounts (Includes Checks Outstanding Etc.)	-182	1,538	1,607	8,501	10,221	10,039
<b>Total Liability Accounts</b>	<b>143,518</b>	<b>229,537</b>	<b>259,499</b>	<b>14,815,168</b>	<b>14,901,188</b>	<b>15,044,705</b>
<b>Asset Accounts (Deduct)</b>						
Cash and Monetary Assets:						
U.S. Treasury Operating Cash:						
Federal Reserve Account <sup>1</sup>	6,302	23,835	68,723	159,322	176,855	183,157
Balance	6,302	23,835	68,723	159,322	176,855	183,157
Special Drawing Rights:						
Total Holdings	416	103	-828	51,443	51,130	51,546
SDR Certificates Issued to Federal Reserve Banks	.....	.....	.....	-5,200	-5,200	-5,200
Balance	416	103	-828	46,243	45,930	46,346
Reserve Position on the U.S. Quota in the IMF:						
U.S. Subscription to International Monetary Fund:						
Direct Quota Payments	.....	.....	.....	111,629	111,629	111,629
Maintenance of Value Adjustments	891	176	-3,490	5,666	4,952	5,842
Letter of Credit Issued to IMF	101	190	747	-102,153	-102,064	-101,963
Dollar Deposits with the IMF	-35	-30	-23	-309	-305	-339
Receivable/Payable (-) for Interim Maintenance of Value Adjustments	-805	-162	3,185	-3,325	-2,682	-3,487
Balance	152	174	419	11,509	11,530	11,682
Loans to International Monetary Fund	-641	-1,059	(**)	7,903	7,485	6,844
Other Cash and Monetary Assets	-111	-39	49	26,083	26,155	26,044
Total Cash and Monetary Assets	6,118	23,014	68,363	251,060	267,955	274,073
Non-Federal Securities of the National Railroad Retirement Investment Trust						
Net Activity, Guaranteed Loan Financing (See Schedule E)	258	243	-217	25,013	24,998	25,256
Net Activity, Direct Loan Financing (See Schedule E)	-147	-152	667	13,875	13,870	13,723
Miscellaneous Asset Accounts	-696	3,655	7,546	1,281,470	1,285,821	1,285,125
	-523	949	336	-1,218	254	-269
<b>Total Asset Accounts</b>	<b>5,010</b>	<b>27,709</b>	<b>76,696</b>	<b>1,570,200</b>	<b>1,592,899</b>	<b>1,597,909</b>
<b>Excess of Liabilities (+) or Assets (-)</b>	<b>138,508</b>	<b>201,828</b>	<b>182,804</b>	<b>13,244,968</b>	<b>13,308,289</b>	<b>13,446,797</b>
Transactions Not Applied to Current Year's Surplus or Deficit (See Schedule A for Details)						
	40	-67	-305	.....	-107	-67
<b>Total Budget and Off-Budget Federal Entities (Financing of Deficit (+) or Disposition of Surplus (-))</b>	<b>138,547</b>	<b>201,761</b>	<b>182,499</b>	<b>13,244,968</b>	<b>13,308,182</b>	<b>13,446,730</b>

1 Major sources of information used to determine Treasury's operating cash balance include Federal Reserve Banks, Treasury Regional Finance Centers, Internal Revenue Service Centers, various electronic systems, and information on the Public Debt. Information is presented on a modified cash basis. Deposits are

reflected as received and withdrawals are reflected as processed.

Note: Details may not add to totals due to rounding.

... No Transactions

(\*\*) Less than absolute value of \$500,000

**Table 6. Schedule A-Analysis of Change in Excess of Liabilities of the U.S. Government, November 2017 and Other Periods**

Classification	[\$ millions]		
	This Month	Fiscal Year to Date	
		This Year	Prior Year
<b>Excess of Liabilities Beginning of Period:</b>			
Based on Composition of Unified Budget in Preceding Period	13,308,289	13,245,002	12,580,299
Adjustments During Current Fiscal Year for Changes in Composition of Unified Budget:			
Revisions by Federal Agencies to the Prior Budget Results	.....	-34	-749
Excess of Liabilities Beginning of Period (Current Basis)	13,308,289	13,244,968	12,579,550
<b>Budget Surplus (-) or Deficit:</b>			
Based on Composition of Unified Budget in Prior Fiscal Year	138,547	201,761	182,499
Total Surplus (-) or Deficit (Table 2)	138,547	201,761	182,499
Total-On-Budget (Table 2)	126,194	179,990	157,140
Total-Off-Budget (Table 2)	12,354	21,771	25,359
<b>Transactions Not Applied to Current Year's Surplus or Deficit:</b>			
Premium/Discount on Buyback of U.S. Treasury Securities	-1	-1	.....
Other	-39	67	305
Total-Transactions Not Applied to Current Year's Surplus or Deficit	-40	67	305
<b>Excess of Liabilities Close of Period</b>	<b>13,446,797</b>	<b>13,446,797</b>	<b>12,762,354</b>

Note: Details may not add to totals due to rounding.

... No Transactions

**Table 6. Schedule B-Securities Issued by Federal Agencies Under Special Financing Authorities, November 2017 and Other Periods**

Classification	[\$ millions]					
	This Month	Net Transactions (-) denotes net reduction of liability accounts		Account Balances Current Fiscal Year		
		Fiscal Year to Date		Beginning of		Close of
	This Year	Prior Year	This Year	This Month	This Month	
<b>Agency Securities, Issued Under Special Financing Authorities:</b>						
<b>Obligations Guaranteed by the United States, Issued By:</b>						
Department of Housing and Urban Development:						
Federal Housing Administration	.....	.....	.....	19	19	19
<b>Obligations Not Guaranteed by the United States, Issued By:</b>						
Legislative Branch:						
Architect of the Capitol	1	1	1	89	90	91
Independent Agencies:						
Federal Communications Commission	.....	.....	.....	(**)	(**)	(**)
National Archives and Records Administration	.....	.....	.....	52	52	52
Tennessee Valley Authority	132	116	38	24,209	24,192	24,325
<b>Total Agency Securities</b>	<b>133</b>	<b>117</b>	<b>39</b>	<b>24,369</b>	<b>24,353</b>	<b>24,486</b>

Note: Details may not add to totals due to rounding.

(\*\*) Less than absolute value of \$500,000

... No Transactions

**Table 6. Schedule C (Memorandum)-Federal Agency Borrowing Financed Through the Issue of Treasury Securities, November 2017 and Other Periods**

Classification	[\$ millions]					
	Transactions			Account Balances Current Fiscal Year		
	This Month	Fiscal Year to Date		Beginning of		Close of This Month
This Year		Prior Year	This Year	This Month		
<b>Borrowing from the US Treasury:</b>						
Department of Agriculture:						
Farm Service Agency:						
Commodity Credit Corporation	2,824	11,477	2,506	8,401	17,054	19,878
Agricultural Credit Insurance Fund	138	282	288	10,461	10,605	10,742
Farm Storage Facility Loans	.....	251	317	943	1,194	1,194
Apple Loans Fund	.....	.....	.....	(**)	(**)	(**)
Emergency Boll Weevil Loan Fund	.....	-1	.....	5	4	4
Rural Housing Service:						
Rural Housing Insurance	77	158	137	18,122	18,204	18,280
Rural Community Facility Loans Fund	53	267	460	8,490	8,704	8,757
Multifamily Housing Revitalization Loan Account	3	8	7	380	385	388
Rural Business - Cooperative Service:						
Rural Business and Industry Loans	.....	.....	.....	39	39	39
Rural Development Loan Fund	1	2	1	312	313	314
Rural Economic Development Loan Fund	6	8	5	202	203	210
Renewable Energy Guaranteed Loan Account	.....	.....	.....	3	3	3
Rural Microenterprise Investment Loans	1	1	1	36	36	37
Biorefinery Assistance Loan Account	.....	.....	.....	53	53	53
Rural Utilities Service:						
Rural Water and Waste Disposal Fund	56	112	167	12,943	12,999	13,055
Rural Electrification and Telecommunications Fund	10	71	38	7,786	7,847	7,857
Rural Telephone Bank	.....	.....	.....	178	178	178
Distance Learning and Telemedicine Program	.....	1	5	1,033	1,034	1,034
Foreign Agricultural Service	.....	.....	.....	601	601	601
Department of Commerce:						
National Oceanic and Atmospheric Administration:						
Fisheries Finance	45	54	2	430	439	484
Department of Defense--Military Programs:						
Family Housing Improvement Loans	.....	25	.....	1,630	1,655	1,655
Department of Education:						
College Housing and Academic Facilities Loans	.....	.....	.....	22	22	22
Federal Direct Student Loans	-365	48,684	58,447	1,087,478	1,136,527	1,136,162
Teach Grant Loans	7	13	7	624	630	637
Temporary Student Loan Purchase Authority	-184	-184	-888	49,231	49,231	49,047
Federal Family Education Loans	.....	.....	.....	41,140	41,140	41,140
Department of Energy:						
Bonneville Power Administration Fund	.....	.....	.....	5,009	5,009	5,009
Western Area Power Administration - Recovery Act	.....	.....	.....	97	97	97
Advanced Technology Vehicles Manufacturing Loans	.....	.....	.....	43	43	43
Title 17 Innovative Technology Loans	.....	.....	3	389	389	389
Department of Health and Human Services:						
Consumer Operated and Oriented Plan	.....	.....	-392	651	651	651
Consumer Operated and Oriented Plan Program Contingency Fund	.....	.....	-82	202	202	202
Department of Homeland Security:						
National Flood Insurance Fund	6,100	-9,900	.....	30,425	14,425	20,525
Disaster Assistance Loan Fund	(**)	(**)	(**)	15	15	15
Department of Housing and Urban Development:						
Public and Indian Housing Programs:						
Low-Rent Public Housing - Loans and Other Expenses	.....	.....	.....	116	116	116
Native Hawaiian Housing Loans	.....	.....	.....	6	6	6
Housing Programs:						
Emergency Homeowners' Relief Fund	.....	.....	.....	(**)	(**)	(**)
Federal Housing Administration	.....	25	35	27,954	27,979	27,979
Green Retrofit Program for Multifamily Housing-Recovery Act	.....	.....	.....	5	5	5
Department of the Interior:						
Bureau of Indian Affairs and Bureau of Indian Education	.....	.....	.....	4	4	4
Bureau of Reclamation Loan Fund	.....	.....	.....	31	31	31
Assistance to American Samoa Loan Fund	.....	.....	.....	9	9	9
Department of Labor:						
Black Lung Disability Trust Fund	.....	.....	.....	4,337	4,337	4,337

**Table 6. Schedule C (Memorandum)-Federal Agency Borrowing Financed Through the Issue of Treasury Securities, November 2017 and Other Periods - Continued**

Classification	[\$ millions]					
	Transactions			Account Balances Current Fiscal Year		
	This Month	Fiscal Year to Date		Beginning of		Close of This Month
This Year		Prior Year	This Year	This Month		
<b>Borrowing from the US Treasury: - Continued</b>						
Department of State:						
Repatriation Loans	.....	(**)	(**)	4	4	4
Department of Transportation:						
Federal Highway Administration:						
Transportation Infrastructure Finance and Innovation Fund	268	436	246	13,718	13,886	14,154
Federal Railroad Administration:						
Railroad Rehabilitation and Improvement Loan Fund	.....	.....	130	579	579	579
Other	.....	.....	.....	(**)	(**)	(**)
Maritime Administration:						
Maritime Guaranteed Loan (Title XI) Fund	.....	.....	.....	1	1	1
Department of the Treasury:						
Departmental Offices:						
Community Development Financial Institutions Fund	2	2	1	76	77	79
Temporary Credit and Liquidity Program	.....	.....	.....	4,438	4,438	4,438
Troubled Asset Relief Program	.....	.....	.....	119	119	119
Small Business Lending Financing Fund	.....	.....	.....	362	362	362
Federal Financing Bank Revolving Fund	206	247	344	61,270	61,311	61,517
Department of Veterans Affairs:						
Veterans Housing Benefit Program Fund	-5	95	70	489	589	584
Native American Veteran Housing Fund	.....	5	6	69	75	75
Vocational Rehabilitation Loan Fund	.....	1	2	1	1	1
Corps of Engineers:						
Washington Aqueduct	.....	.....	.....	1	1	1
International Assistance Programs:						
International Security Assistance:						
Foreign Military Loan Program	.....	.....	.....	2,461	2,461	2,461
Military Debt Reduction	.....	.....	.....	43	43	43
Agency for International Development:						
International Debt Reduction	.....	.....	.....	36	36	36
Development Credit Authority Loan Fund	.....	.....	.....	1	1	1
Overseas Private Investment Corporation	27	52	143	3,015	3,040	3,067
Small Business Administration:						
Business Loan Fund	-5	(**)	.....	2,110	2,115	2,110
Disaster Loan Fund	-122	788	500	5,583	6,493	6,371
Independent Agencies:						
Export-Import Bank of the United States	32	32	199	24,645	24,645	24,678
National Credit Union Administration	.....	.....	-1,000	.....	.....	.....
Presidio Trust	.....	.....	.....	43	43	43
Railroad Retirement Board:						
Social Security Equivalent Benefit Account	313	692	679	3,712	4,091	4,404
Smithsonian Institution:						
John F. Kennedy Center Parking Facilities	.....	.....	.....	20	20	20
<b>Total Borrowing from the US Treasury</b>	<b>9,488</b>	<b>53,705</b>	<b>62,385</b>	<b>1,442,633</b>	<b>1,486,849</b>	<b>1,496,337</b>
<b>Borrowing from the Federal Financing Bank:</b>						
Department of Agriculture:						
Rural Utilities Service:						
Rural Electrification and Telecommunications Fund	108	-53	364	45,080	44,919	45,027
Department of Education:						
Historically Black College and University Capital Financing Fund	3	10	-7	1,559	1,566	1,569
Department of Energy:						
Advanced Technology Vehicles Manufacturing Loans	.....	.....	.....	2,799	2,799	2,799
Title 17 Innovative Technology Loans	-1	-34	-88	11,395	11,361	11,361
Department of Health and Human Services:						
Health Maintenance Organization Loan and Loan Guarantee Fund	.....	.....	.....	(**)	(**)	(**)
Department of Housing and Urban Development:						
Housing Programs:						
Federal Housing Administration	25	31	57	1,193	1,198	1,224
Department of the Treasury:						
Departmental Offices:						
Community Development Financial Institutions Fund	65	74	15	491	500	565



**Table 6. Schedule C (Memorandum)-Federal Agency Borrowing Financed Through the Issue of Treasury Securities, November 2017 and Other Periods - Continued**

[\$ millions]

Classification	Transactions			Account Balances Current Fiscal Year		
	This Month	Fiscal Year to Date		Beginning of		Close of This Month
		This Year	Prior Year	This Year	This Month	
<b>Borrowing from the Federal Financing Bank: - Continued</b>						
Department of Veterans Affairs:						
Guaranteed Transitional Housing Loans for Homeless Veterans	.....	.....	.....	4	4	4
International Assistance Programs:						
International Security Assistance:						
Foreign Military Financing Program	.....	.....	.....	8,975	8,975	8,975
Independent Agencies:						
Postal Service	.....	.....	.....	15,000	15,000	15,000
<b>Total Borrowing from the Federal Financing Bank</b>	<b>201</b>	<b>28</b>	<b>340</b>	<b>86,497</b>	<b>86,323</b>	<b>86,525</b>

Note: Details may not add to totals due to rounding.

Note: This table includes lending by the Federal Financing Bank accomplished by the purchase of agency financial assets, by the acquisition of agency debt securities, and by direct loans on behalf of an agency. The Federal Financing Bank borrows from Treasury and issues its own securities and in turn may loan

these funds to agencies in lieu of agencies borrowing directly through Treasury or issuing their own securities.

... No Transactions

(\*\*) Less than absolute value of \$500,000

**Table 6. Schedule D-Investments of Federal Government Accounts in Federal Securities, November 2017 and Other Periods**

[\$ millions]

Classification	Net Purchases or Sales (-)			Securities Held as Investments Current Fiscal Year		
	This Month	Fiscal Year to Date		Beginning of		Close of This Month
		This Year	Prior Year	This Year	This Month	
<b>Federal Funds:</b>						
Department of Agriculture	.....	.....	.....	210	210	210
Department of Commerce	.....	3	3	.....	3	3
Department of Defense--Military Programs:						
Defense Cooperation Account	.....	.....	.....	8	8	8
Department of Energy	76	58	147	55,558	55,540	55,616
Department of Health and Human Services	.....	.....	.....	1,145	1,145	1,145
Department of Homeland Security	.....	.....	-904	.....	.....	.....
Department of Housing and Urban Development:						
Housing Programs:						
Federal Housing Administration Fund	660	1,562	1,953	30,879	31,782	32,442
Government National Mortgage Association:						
Guarantees of Mortgage-Backed Securities	14	29	-1,344	17,276	17,291	17,305
Department of the Interior	122	153	178	9,090	9,121	9,243
Department of Justice	518	518	.....	.....	.....	518
Department of Labor	-92	4,597	4,614	28,475	33,165	33,072
Department of State:						
Foreign Service Retirement and Disability Fund	(**)	1	1	10	10	11
Other	(**)	(**)	.....	15	15	15
Department of Transportation	-94	-94	292	2,258	2,258	2,163
Department of the Treasury	5	37	-804	24,508	24,541	24,545
Department of Veterans Affairs:						
Veterans Reopened Insurance Fund	-2	-4	-4	123	120	118
Servicemen'S Group Life Insurance Fund	.....	.....	.....	1	1	1
Other Defense Civil Programs:						
Uniformed Services Retiree Health Care Fund	765	13,543	12,935	225,847	238,625	239,390
Office of Personnel Management:						
Postal Service Contributions	-286	-574	-558	49,491	49,203	48,917
Independent Agencies:						
Federal Deposit Insurance Corporation:						
Deposit Insurance Fund	1,338	1,624	237	80,161	80,448	81,786
FSLIC Resolution Fund	1	1	2	839	840	841
Federal Housing Finance Agency	-16	80	83	61	158	142
National Credit Union Administration	226	2,537	398	13,470	15,780	16,006
Postal Service	857	477	467	10,965	10,585	11,443
Tennessee Valley Authority	(**)	(**)	(**)	25	25	25
Other						
Treasury Securities	61	-230	-101	17,570	17,280	17,340
Other	791	966	336	11,727	11,902	12,693
Total Treasury Securities	4,942	25,284	17,931	579,712	600,055	604,997
<b>Total Federal Funds</b>	<b>4,942</b>	<b>25,284</b>	<b>17,931</b>	<b>579,712</b>	<b>600,055</b>	<b>604,997</b>
<b>Trust Funds:</b>						
Legislative Branch:						
Library of Congress	-1	-1	-1	22	22	21
United States Tax Court	.....	.....	(**)	12	12	12
Other	-1	(**)	2	29	29	29
Judicial Branch:						
Judicial Retirement Funds	-9	7	12	1,183	1,200	1,191
Department of Agriculture	.....	.....	.....	6	6	6
Department of Commerce	.....	-333	.....	333	.....	.....
Department of Defense--Military Programs:						
Voluntary Separation Incentive Fund	-4	10	12	131	145	141
Other	1	-20	41	1,273	1,251	1,252
Department of Health and Human Services:						
Federal Hospital Insurance Trust Fund	-2,927	1,458	3,725	197,835	202,220	199,293
Federal Supplementary Medical Insurance Trust Fund	-6,635	15,823	31,273	70,589	93,047	86,412
Other	34	115	45	3,629	3,710	3,744
Department of Homeland Security	55	85	75	7,598	7,628	7,683
Department of the Interior	1	2	-9	28	29	30
Department of Labor:						
Unemployment Trust Fund	2,069	1,011	138	60,711	59,653	61,722
Other	-13	-21	-21	65	56	44
Department of State:						

**Table 6. Schedule D-Investments of Federal Government Accounts in Federal Securities, November 2017 and Other Periods - Continued**

[\$ millions]

Classification	Net Purchases or Sales (-)			Securities Held as Investments Current Fiscal Year		
	This Month	Fiscal Year to Date		Beginning of		Close of This Month
		This Year	Prior Year	This Year	This Month	
<b>Trust Funds - Continued</b>						
Foreign Service Retirement and Disability Fund	-50	-98	40	18,792	18,745	18,694
Other	(**)	(**)	-3	50	50	50
Department of Transportation:						
Airport and Airway Trust Fund	108	421	603	13,404	13,717	13,825
Highway Trust Fund	62	-1,777	-1,559	52,332	50,492	50,555
Department of the Treasury	-87	-329	-169	3,043	2,801	2,714
Department of Veterans Affairs:						
General Post Fund, National Homes	.....	.....	.....	108	108	108
National Service Life Insurance	-52	-110	-115	3,604	3,547	3,494
United States Government Life Insurance Fund	(**)	(**)	(**)	3	3	3
Veterans Special Life Insurance Fund	-13	-25	-23	1,603	1,591	1,578
Corps of Engineers	152	278	236	9,194	9,320	9,472
Other Defense Civil Programs:						
Military Retirement Fund	876	89,816	86,794	660,970	749,909	750,786
Other	-19	-24	-39	1,121	1,115	1,096
Environmental Protection Agency	106	-58	-181	5,329	5,165	5,271
National Aeronautics and Space Administration	.....	.....	.....	17	17	17
Office of Personnel Management:						
Civil Service Retirement and Disability Fund						
Treasury Securities	-4,226	-8,722	-8,596	905,103	900,607	896,381
Employees Life Insurance Fund	62	120	38	45,680	45,737	45,799
Employees and Retired Employees Health Benefits Fund	-35	-59	-121	26,021	25,997	25,962
Social Security Administration:						
Federal Old-Age and Survivors Insurance Trust Fund	-14,080	-23,346	-25,174	2,820,200	2,810,934	2,796,854
Federal Disability Insurance Trust Fund	708	784	-742	69,669	69,745	70,453
Independent Agencies:						
Harry S Truman Scholarship Foundation	4	(**)	-5	52	48	52
Japan-United States Friendship Commission	.....	.....	.....	33	33	33
Railroad Retirement Board						
Treasury Securities	-214	145	-98	2,331	2,690	2,476
Agency Securities	.....	.....	.....	1	1	1
Other	-77	-59	116	1,260	1,278	1,201
Total Treasury Securities	-24,204	75,093	86,294	4,983,361	5,082,657	5,058,453
Total Agency Securities	.....	.....	.....	1	1	1
<b>Total Trust Funds</b>	<b>-24,204</b>	<b>75,093</b>	<b>86,294</b>	<b>4,983,362</b>	<b>5,082,658</b>	<b>5,058,454</b>
<b>Grand Total</b>	<b>-19,261</b>	<b>100,377</b>	<b>104,225</b>	<b>5,563,074</b>	<b>5,682,713</b>	<b>5,663,451</b>

Note: Details may not add to totals due to rounding.

Note: Investments are in Treasury securities unless otherwise noted.

... No Transactions

(\*\*) Less than absolute value of \$500,000

**Table 6. Schedule E-Net Activity, Guaranteed and Direct Loan Financing, November 2017 and Other Periods**

[\$ millions]

Classification	Net Transactions (-) denotes net reduction of asset accounts			Account Balances Current Fiscal Year		
	This Month	Fiscal Year to Date		Beginning of		Close of This Month
		This Year	Prior Year	This Year	This Month	
<b>Guaranteed Loan Financing Activity:</b>						
Department of Agriculture:						
Farm Service Agency:						
Commodity Credit Corporation Export Fund	-15	-15	-14	233	233	218
Agricultural Credit Insurance Fund	1	(**)	-1	-211	-212	-211
Natural Resources Conservation Service:						
Agricultural Resource Conservation Demonstration Program	.....	.....	.....	(**)	(**)	(**)
Rural Housing Service:						
Rural Community Facility Loans	(**)	-2	-1	-31	-33	-33
Rural Housing Insurance Fund	37	56	4	-116	-97	-59
Rural Business - Cooperative Service:						
Rural Business and Industry Loans	-6	-19	-10	-318	-331	-337
Renewable Energy Guaranteed Loan Account	(**)	-2	-2	-31	-33	-33
Biorefinery Assistance Loan Account	.....	.....	.....	41	41	41
Rural Utilities Service:						
Rural Water and Waste Disposal Fund	.....	.....	(**)	-25	-25	-25
Department of Commerce:						
General Administration:						
Emergency Oil, Gas, and Steel Account	.....	.....	.....	5	5	5
Department of Defense--Military Programs						
Department of Education:						
Office of Student Financial Assistance:						
Federal Family Education Loans	28	-359	-991	25,044	24,657	24,685
Department of Energy:						
Title 17 Innovative Technology Loans	.....	.....	.....	-143	-143	-143
Department of Health and Human Services:						
Health Resources and Services Administration:						
Health Center Loans	.....	.....	.....	-1	-1	-1
Health Education Assistance Loans	.....	.....	.....	-70	-70	-70
Department of Housing and Urban Development:						
Public and Indian Housing Programs:						
Indian Housing Loans	5	3	1	-196	-198	-193
Native Hawaiian Housing Loans	(**)	(**)	(**)	3	3	3
Community Planning and Development:						
Community Development Loans	(**)	(**)	(**)	-57	-57	-58
Housing Programs:						
FHA-Mutual Mortgage Insurance Loans	331	968	2,345	4,113	4,750	5,081
FHA-General and Special Risk Fund	63	156	318	-4,007	-3,914	-3,852
Home Ownership Preservation Entity Fund	(**)	(**)	(**)	-17	-17	-17
Government National Mortgage Association:						
Guarantees of Mortgage-Backed Securities	-164	-321	-417	8,407	8,250	8,086
Department of the Interior:						
Bureau of Indian Affairs and Bureau of Indian Education	(**)	(**)	(**)	-44	-44	-44
Department of Transportation:						
Office of the Secretary:						
Minority Business Resource Center Fund	.....	.....	.....	(**)	(**)	(**)
Federal Highway Administration:						
Transportation Infrastructure Finance and Innovation Fund	.....	.....	.....	(**)	(**)	(**)
Maritime Administration:						
Maritime Guaranteed Loan (Title XI) Fund	(**)	(**)	(**)	-322	-322	-322
Department of the Treasury:						
Departmental Offices:						
Air Transportation Stabilization Fund	.....	.....	.....	(**)	(**)	(**)
Troubled Assets Insurance Financing Fund	.....	.....	.....	(**)	(**)	(**)
Troubled Asset Relief Program	(**)	(**)	(**)	-5	-5	-5
Department of Veterans Affairs:						
Veterans Benefits Administration:						
Veterans Housing Benefit Program Fund	-196	-307	-386	-11,359	-11,469	-11,665
International Assistance Programs:						
Agency for International Development:						

**Table 6. Schedule E-Net Activity, Guaranteed and Direct Loan Financing, November 2017 and Other Periods - Continued**

[\$ millions]

Classification	Net Transactions (-) denotes net reduction of asset accounts			Account Balances Current Fiscal Year		
	This Month	Fiscal Year to Date		Beginning of		Close of This Month
		This Year	Prior Year	This Year	This Month	
<b>Guaranteed Loan Financing Activity: - Continued</b>						
Ukraine Export Credit Insurance Fund	.....	.....	.....	-1,166	-1,166	-1,166
Loan Guarantees to Israel	.....	.....	.....	-1,293	-1,293	-1,293
Urban and Environmental Credit Guaranteed Loans	(**)	(**)	1	-52	-52	-52
Microenterprise and Small Enterprise Development	.....	.....	.....	(**)	(**)	(**)
Development Credit Authority Loan Fund	-1	-2	-1	-94	-94	-96
Tunisia Loan Fund	.....	.....	.....	-825	-825	-825
Overseas Private Investment Corporation	-39	-45	-1	373	367	328
Small Business Administration:						
Business Loan Fund	-153	-226	-182	-2,532	-2,606	-2,759
Independent Agencies:						
Export-Import Bank of the United States	-37	-39	6	-1,340	-1,341	-1,379
<b>Net Activity, Guaranteed Loan Financing</b>	<b>-147</b>	<b>-152</b>	<b>667</b>	<b>13,875</b>	<b>13,870</b>	<b>13,723</b>
<b>Direct Loan Financing Activity:</b>						
Department of Agriculture:						
Farm Service Agency:						
Agricultural Credit Insurance Fund	-49	-60	-40	9,995	9,984	9,935
Farm Storage Facility Loans	(**)	3	-6	754	756	757
Apple Loans Fund	.....	.....	(**)	(**)	(**)	(**)
Emergency Boll Weevil Loan Fund	.....	-1	(**)	5	4	4
Rural Housing Service:						
Rural Community Facility Loans Fund	8	183	348	7,256	7,432	7,439
Rural Housing Insurance Fund	-52	-88	-98	15,590	15,554	15,502
Multifamily Housing Revitalization Loan Account	2	5	4	333	336	338
Rural Business - Cooperative Service:						
Rural Business and Industry Loan Fund	(**)	(**)	(**)	7	7	7
Rural Development Loan Fund	-2	-4	-7	282	280	278
Rural Economic Development Loan Fund	4	2	(**)	172	170	174
Rural Microenterprise Investment Loans	(**)	(**)	(**)	33	33	33
Rural Utilities Service:						
Rural Water and Waste Disposal Loans	-6	-33	-97	11,319	11,291	11,286
Rural Electrification and Telecommunications Fund	77	27	10	48,003	47,953	48,030
Rural Telephone Bank	-2	-7	-10	144	139	137
Distance Learning and Telemedicine Program	-28	-36	-12	847	839	811
Rural Development Insurance Fund	.....	.....	.....	1,065	1,065	1,065
Foreign Agricultural Service:						
P.L. 480 Direct Loan Fund	-16	-24	-26	504	496	480
International Debt Reduction	-3	-3	-5	-36	-36	-40
Department of Commerce:						
National Oceanic and Atmospheric Administration:						
Fisheries Finance	41	46	-9	428	434	475
Department of Defense--Military Programs	-7	12	-13	1,630	1,648	1,642
Department of Education:						
Office of Postsecondary Education:						
College Housing and Academic Facilities Loans	(**)	(**)	(**)	4	4	3
Historically Black College and University Capital Financing Fund	3	9	-7	1,261	1,267	1,270
Office of Student Financial Assistance:						
Federal Direct Student Loans	204	5,233	9,581	1,037,633	1,042,661	1,042,866
Teach Grant Loans	1	4	5	594	596	598
Temporary Student Loan Purchase Authority	-625	-1,304	-1,550	74,090	73,411	72,786
Department of Energy:						
Advanced Technology Vehicles Manufacturing Loans	.....	.....	.....	2,739	2,739	2,739
Title 17 Innovative Technology Loans	-1	-34	-29	10,799	10,765	10,765
Department of Health and Human Services:						
Consumer Operated and Oriented Plan	.....	.....	.....	628	628	628
Consumer Operated and Oriented Plan Program Contingency Fund	.....	.....	.....	192	192	192
Department of Homeland Security:						
Disaster Assistance Loan Fund	(**)	(**)	(**)	-30	-31	-31
Department of Housing and Urban Development:						
Housing Programs:						

**Table 6. Schedule E-Net Activity, Guaranteed and Direct Loan Financing, November 2017 and Other Periods - Continued**

[\$ millions]

Classification	Net Transactions (-) denotes net reduction of asset accounts			Account Balances Current Fiscal Year		
	This Month	Fiscal Year to Date		Beginning of		Close of This Month
		This Year	Prior Year	This Year	This Month	
<b>Direct Loan Financing Activity: - Continued</b>						
Emergency Homeowners' Relief Fund	(**)	(**)	(**)	-1	-1	-1
FHA-Mutual Mortgage Insurance Loans	.....	.....	.....	(**)	(**)	(**)
FHA-General and Special Risk Fund	25	37	63	1,338	1,349	1,375
Green Retrofit Program for Multifamily Housing Fund	.....	(**)	.....	1	(**)	(**)
Department of the Interior:						
Bureau of Reclamation	.....	.....	.....	32	32	32
Bureau of Indian Affairs and Bureau of Indian Education	(**)	(**)	(**)	3	3	3
Assistance to American Samoa Loan Fund	.....	.....	.....	9	9	9
Department of State:						
Administration of Foreign Affairs:						
Repatriation Loans	(**)	(**)	(**)	1	1	1
Department of Transportation:						
Federal Highway Administration:						
Transportation Infrastructure Finance and Innovation Fund	98	247	226	13,077	13,226	13,324
Tiger Tifia Loan Fund	-482	-482	(**)	640	640	158
Federal Railroad Administration:						
Railroad Rehabilitation and Improvement Loan Fund	-2	-3	128	531	530	528
Department of the Treasury:						
Departmental Offices:						
Community Development Financial Institutions Fund	66	75	15	566	575	641
GSE Mortgage-Backed Securities Purchase Program	.....	.....	.....	4,613	4,613	4,613
Temporary Credit and Liquidity Program	-46	-130	-766	4,245	4,161	4,115
Troubled Asset Relief Program	(**)	-9	-221	81	72	72
Small Business Lending Program	.....	-20	-34	317	297	297
Bureau of the Fiscal Service	.....	.....	.....	(**)	(**)	(**)
Department of Veterans Affairs:						
Veterans Benefits Administration:						
Veterans Housing Benefit Program Fund	3	-2	-9	401	397	400
Native American Veteran Housing Fund	(**)	(**)	3	65	65	65
Transitional Housing Loans	(**)	(**)	(**)	(**)	(**)	(**)
Vocational Rehabilitation Loan Fund	(**)	(**)	(**)	1	1	1
International Assistance Programs:						
International Security Assistance:						
Foreign Military Loan Program	.....	.....	.....	2,367	2,367	2,367
Military Debt Reduction	.....	.....	.....	32	32	32
Agency for International Development:						
International Debt Reduction	-26	-26	-10	-24	-24	-50
Overseas Private Investment Corporation	-2	-3	81	2,261	2,261	2,259
International Monetary Programs	.....	.....	.....	-278	-278	-278
Small Business Administration:						
Business Loan Fund	-1	-2	1	170	169	168
Disaster Loan Fund	191	269	80	5,178	5,256	5,447
Independent Agencies:						
Export-Import Bank of the United States	-71	-225	-48	19,605	19,451	19,381
Federal Communications Commission:						
Spectrum Auction Loan Fund	(**)	(**)	(**)	(**)	(**)	(**)
<b>Net Activity, Direct Loan Financing</b>	<b>-696</b>	<b>3,655</b>	<b>7,546</b>	<b>1,281,470</b>	<b>1,285,821</b>	<b>1,285,125</b>

Note: Details may not add to totals due to rounding.

Note: Federal credit programs provide benefits to the public in the form of direct loans and loan guarantees. This table reflects cash transactions and balances of the nonbudgetary financing fund accounts that result from the disbursement of loans, collection of fees, repayment of principal, sale of collateral, interest, and subsidy received from the credit program accounts at

net present value in accordance with the Credit Reform Act of 1990. Unreimbursed costs such as administrative expenses and subsidy payments are reported on a cash basis and included within each program's budgetary totals in Table 5.

... No Transactions

(\*\*) Less than absolute value of \$500,000

**Table 7. Receipts and Outlays of the U.S. Government by Month, Fiscal Year 2018**

Classification	[\$ millions]												Fiscal Year to Date	Comparable Period Prior F.Y.	
	Oct.	Nov.	Dec.	Jan.	Feb.	March	April	May	June	July	Aug.	Sept.			
<b>Receipts:</b>															
Individual Income Taxes	127,832	98,703												226,535	213,300
Corporation Income Taxes	3,729	-2,304												1,425	2,920
<b>Social Insurance and Retirement Receipts:</b>															
Employment and General Retirement	80,800	86,829												167,629	158,166
Unemployment Insurance	2,883	3,030												5,913	6,123
Other Retirement	335	339												674	647
Excise Taxes	7,463	7,240												14,703	12,938
Estate and Gift Taxes	1,615	1,931												3,546	2,875
Customs Duties	3,239	3,100												6,340	5,966
Miscellaneous Receipts	7,445	9,507												16,951	18,631
<b>Total--Receipts This Year</b>	<b>235,341</b>	<b>208,374</b>												<b>443,715</b>	<b>.....</b>
<b>(On-Budget)</b>	<b>175,308</b>	<b>143,890</b>												<b>319,198</b>	<b>.....</b>
<b>(Off-Budget)</b>	<b>60,033</b>	<b>64,484</b>												<b>124,517</b>	<b>.....</b>
<i>Total--Receipts Prior Year</i>	<i>221,692</i>	<i>199,875</i>												<i>.....</i>	<i>421,567</i>
<i>(On-Budget)</i>	<i>165,322</i>	<i>139,453</i>												<i>.....</i>	<i>304,775</i>
<i>(Off-Budget)</i>	<i>56,370</i>	<i>60,422</i>												<i>.....</i>	<i>116,792</i>
<b>Outlays:</b>															
Legislative Branch	401	374												776	801
Judicial Branch	621	627												1,248	1,140
<b>Department of Agriculture:</b>															
Commodity Credit Corporation	8,579	2,839												11,418	12,250
Foreign Agricultural Service	341	76												418	228
Other	12,969	13,770												26,739	23,937
Department of Commerce	670	736												1,407	1,373
<b>Department of Defense--Military Programs:</b>															
Military Personnel	21,301	10,962												32,263	31,162
Operation and Maintenance	19,248	19,276												38,525	36,154
<b>International Reconstruction and Other Assistance</b>															
	.....	(**)												(**)	.....
Procurement	10,628	8,096												18,724	15,604
Research, Development, Test, and Evaluation	4,738	5,767												10,505	10,052
Military Construction	682	530												1,212	1,204
Family Housing	78	104												182	174
Revolving and Management Funds	-35	-118												-153	478
Other	400	234												634	393
<b>Total Department of Defense--Military Programs</b>	<b>57,041</b>	<b>44,851</b>												<b>101,891</b>	<b>95,220</b>
Department of Education	4,622	4,279												8,901	6,162
Department of Energy	2,462	1,833												4,295	4,386
<b>Department of Health and Human Services:</b>															
National Institutes of Health	2,517	2,773												5,290	4,772
<b>Centers for Medicare and Medicaid Services:</b>															
Grants to States for Medicaid	31,735	31,670												63,404	60,646
Federal Hospital Insurance Trust Fund	16,163	25,592												41,755	39,047
Federal Supplementary Medical Insurance Trust Fund	17,642	38,259												55,901	57,441
Other	31,533	25,274												56,807	71,892
Administration for Children and Families	4,176	4,781												8,957	8,391
Other	-34,542	-29,509												-64,051	-78,173
Department of Homeland Security	8,294	8,688												16,982	8,526
Department of Housing and Urban Development	3,382	3,580												6,962	6,035
Department of the Interior	1,099	1,191												2,290	1,962
Department of Justice	3,046	3,404												6,450	5,008
<b>Department of Labor:</b>															
Unemployment Trust Fund	2,549	2,450												4,999	5,225
Other	-4,940	1,020												-3,920	-3,999
Department of State	2,031	2,697												4,728	4,731
<b>Department of Transportation:</b>															
Highway Trust Fund	3,938	3,573												7,511	7,623
Other	2,401	2,591												4,992	5,115
<b>Department of the Treasury:</b>															
Interest on Treasury Debt Securities (Gross)	24,412	38,014												62,426	51,697

**Table 7. Receipts and Outlays of the U.S. Government by Month, Fiscal Year 2018 - Continued**

Classification	[\$ millions]												Fiscal Year to Date	Comparable Period Prior F.Y.	
	Oct.	Nov.	Dec.	Jan.	Feb.	March	April	May	June	July	Aug.	Sept.			
<b>Outlays: - Continued</b>															
Other	5,483	5,062												10,545	11,188
<b>Department of Veterans Affairs:</b>															
Compensation and Pensions	511	7,304												7,815	7,240
National Service Life	58	54												112	118
Other	7,696	7,311												15,008	14,067
Corps of Engineers	117	565												682	1,088
Other Defense Civil Programs	2,299	4,390												6,689	5,021
Environmental Protection Agency	752	704												1,456	1,528
Executive Office of the President	30	31												60	61
General Services Administration	-55	131												76	-181
<b>International Assistance Programs:</b>															
International Security Assistance	530	1,294												1,824	2,933
Multilateral Assistance	292	-2												290	350
Agency for International Development	918	469												1,388	1,114
Other	1,267	139												1,406	361
National Aeronautics and Space Administration	1,531	1,657												3,188	2,978
National Science Foundation	642	561												1,202	1,167
Office of Personnel Management	8,506	8,332												16,838	16,749
Small Business Administration	111	142												252	172
<b>Social Security Administration:</b>															
Federal Old-Age and Survivors Insurance Trust Fund (Off-Budget)	67,808	67,512												135,320	130,390
Federal Disability Insurance Trust Fund (Off-Budget)	12,166	11,810												23,976	24,024
Other	336	4,620												4,956	4,947
<b>Independent Agencies:</b>															
Deposit Insurance Fund	-307	-1,335												-1,642	-231
FSLIC Resolution Fund	-1	-1												-1	(**)
<b>Postal Service:</b>															
<b>Off-Budget:</b>															
Public Enterprise Funds	254	-897												-642	-492
Other	3	48												51	3
Other	48	-48												.....	47
Tennessee Valley Authority	-24	118												93	27
Other	2,705	2,161												4,866	4,566
<b>Undistributed Offsetting Receipts:</b>															
Employer Share, Employee Retirement	-20,737	-5,533												-26,270	-24,884
Interest Received by Trust Funds	3,052	-4,729												-1,677	-1,364
Rents and Royalties on the Outer Continental Shelf Lands	-578	-384												-962	-358
Other	(**)	(**)												(**)	(**)
<b>Totals This Year:</b>															
<b>Total Outlays</b>	<b>298,555</b>	<b>346,922</b>												<b>645,476</b>	<b>.....</b>
<b>(On-Budget)</b>	<b>229,104</b>	<b>270,084</b>												<b>499,188</b>	<b>.....</b>
<b>(Off-Budget)</b>	<b>69,451</b>	<b>76,838</b>												<b>146,288</b>	<b>.....</b>
<b>Total-Surplus (+) or Deficit (-)</b>	<b>-63,214</b>	<b>-138,547</b>												<b>-201,761</b>	<b>.....</b>
<b>(On-Budget)</b>	<b>-53,796</b>	<b>-126,194</b>												<b>-179,990</b>	<b>.....</b>
<b>(Off-Budget)</b>	<b>-9,418</b>	<b>-12,354</b>												<b>-21,771</b>	<b>.....</b>
<b>Total Borrowing from the Public</b>	<b>77,450</b>	<b>166,318</b>												<b>243,768</b>	<b>269,383</b>
<i>Total-Outlays Prior Year</i>	<i>267,523</i>	<i>336,544</i>												<i>.....</i>	<i>604,066</i>
<i>(On-Budget)</i>	<i>199,909</i>	<i>262,006</i>												<i>.....</i>	<i>461,915</i>
<i>(Off-Budget)</i>	<i>67,613</i>	<i>74,538</i>												<i>.....</i>	<i>142,151</i>
<i>Total-Surplus (+) or Deficit (-) Prior Year</i>	<i>-45,831</i>	<i>-136,669</i>												<i>.....</i>	<i>-182,499</i>
<i>(On-Budget)</i>	<i>-34,587</i>	<i>-122,553</i>												<i>.....</i>	<i>-157,140</i>
<i>(Off-Budget)</i>	<i>-11,243</i>	<i>-14,116</i>												<i>.....</i>	<i>-25,359</i>

Note: Details may not add to totals due to rounding.

(\*\*) Less than absolute value of \$500,000

... No Transactions



**Table 8. Trust Fund Impact on Budget Results and Investment Holdings as of November 30, 2017**

[\$ millions]

Classification	This Month			Fiscal Year to Date			Securities Held as Investments Current Fiscal Year		
	Receipts	Outlays	Excess	Receipts	Outlays	Excess	Beginning of		Close of
							This Year	This Month	
<b>Trust Receipts, Outlays, and Investments Held:</b>									
Airport and Airway	1,429	1,338	91	1,709	2,400	-691	13,404	13,717	13,825
Black Lung Disability	47	19	28	56	35	22	.....	.....	.....
Federal Disability Insurance	12,608	11,810	798	24,852	23,976	877	69,669	69,745	70,453
Federal Employees Life and Health	.....	48	-48	.....	-10	10	71,700	71,734	71,761
Federal Employees Retirement	2,726	7,008	-4,282	5,477	14,280	-8,803	925,091	920,563	916,278
Federal Hospital Insurance	22,648	25,686	-3,038	43,756	41,958	1,798	197,835	202,220	199,293
Federal Old-Age and Survivors Insurance	53,512	67,512	-14,000	112,081	135,320	-23,239	2,820,200	2,810,934	2,796,854
Federal Supplementary Medical Insurance	32,007	38,259	-6,252	68,009	55,901	12,108	70,589	93,047	86,412
Hazardous Substance Superfund	197	101	96	201	135	67	4,800	4,711	4,795
Highways	3,993	4,444	-451	4,956	9,258	-4,302	52,332	50,492	50,555
Military Advances	2,401	2,451	-50	3,280	4,533	-1,253	.....	.....	.....
Military Retirement	5,672	4,839	832	93,510	5,261	88,248	660,970	749,909	750,786
Railroad Retirement	848	1,151	-304	2,167	2,516	-349	2,332	2,691	2,477
Unemployment	3,121	2,460	661	6,020	5,020	1,000	60,711	59,653	61,722
Veterans Life Insurance	5	71	-66	10	145	-136	5,210	5,141	5,075
All Other Trust	519	421	98	1,386	1,236	150	28,519	28,101	28,168
<b>Total Trust Fund Receipts and Outlays and Investments Held from Table 6-D</b>	<b>141,733</b>	<b>167,619</b>	<b>-25,886</b>	<b>367,470</b>	<b>301,964</b>	<b>65,505</b>	<b>4,983,362</b>	<b>5,082,658</b>	<b>5,058,454</b>
Less: Interfund Transactions	45,790	45,790	.....	186,126	186,126	.....	.....	.....	.....
Trust Fund Receipts and Outlays on the Basis of Tables 4 & 5	95,943	121,829	-25,886	181,344	115,839	65,505			
<b>Total Federal Fund Receipts and Outlays</b>	<b>112,431</b>	<b>225,092</b>	<b>-112,661</b>	<b>262,371</b>	<b>529,638</b>	<b>-267,267</b>			
Less: Interfund Transactions	.....	.....	.....	(**)	(**)	.....			
Federal Fund Receipts and Outlays on the Basis of Table 4 & 5	112,431	225,092	-112,661	262,371	529,638	-267,267			
<b>Net Budget Receipts &amp; Outlays</b>	<b>208,374</b>	<b>346,922</b>	<b>-138,547</b>	<b>443,715</b>	<b>645,476</b>	<b>-201,761</b>			

Note: Details may not add to totals due to rounding.

Note: Interfund receipts and outlays are transactions between Federal funds and trust funds such as Federal payments and contributions, and interest and profits on investments in Federal securities. They have no net effect on overall budget receipts and outlays since the receipt side of such transactions is offset

against budget outlays. In this table, Interfund receipts are shown as an adjustment to arrive at total receipts and outlays of trust funds respectively.

... No Transactions

(\*\*) Less than absolute value of \$500,000

**Table 9. Summary of Receipts by Source, and Outlays by Function of the U.S. Government, November 2017 and Other Periods**

[\$ millions]			
Classification	This Month	Fiscal Year to Date	Comparable Period Prior Fiscal Year
<b>Receipts</b>			
Individual Income Taxes	98,703	226,535	213,300
Corporation Income Taxes	-2,304	1,425	2,920
Social Insurance and Retirement Receipts:			
Employment and General Retirement	86,829	167,629	158,166
Unemployment Insurance	3,030	5,913	6,123
Other Retirement	339	674	647
Excise Taxes	7,240	14,703	12,938
Estate and Gift Taxes	1,931	3,546	2,875
Customs Duties	3,100	6,340	5,966
Miscellaneous Receipts	9,507	16,951	18,631
<b>Total</b>	<b>208,374</b>	<b>443,715</b>	<b>421,567</b>
<b>Net Outlays</b>			
National Defense	47,470	107,086	100,048
International Affairs	4,539	10,024	9,774
General Science, Space, and Technology	2,572	5,221	4,912
Energy	55	652	861
Natural Resources and Environment	3,661	6,444	6,022
Agriculture	6,424	17,410	17,181
Commerce and Housing Credit	-1,529	-472	-1,088
Transportation	7,242	14,807	14,874
Community and Regional Development	6,722	12,963	4,717
Education, Training, Employment, and Social Services	6,380	13,642	10,790
Health	43,533	88,329	84,027
Medicare	55,383	80,829	81,225
Income Security	37,168	59,604	58,135
Social Security	79,328	159,298	154,411
Veterans Benefits and Services	14,727	23,059	21,495
Administration of Justice	5,632	10,035	9,300
General Government	2,002	3,756	4,031
Net Interest	31,530	60,022	48,594
Undistributed Offsetting Receipts	-5,917	-27,232	-25,242
<b>Total</b>	<b>346,922</b>	<b>645,476</b>	<b>604,066</b>

Note: Details may not add to totals due to rounding.

# Explanatory Notes

## 1. Flow of Data into Monthly Treasury Statement

The *Monthly Treasury Statement (MTS)* is assembled from data in the central accounting system. The major sources of data include monthly accounting reports by Federal entities and disbursing officers, and daily reports from the Federal Reserve banks. These reports detail accounting transactions affecting receipts and outlays of the Federal Government and off-budget Federal entities, and their related effect on the assets and liabilities of the U.S. Government. Information is presented in the *MTS* on a modified cash basis.

## 2. Notes on Receipts

Receipts included in the report are classified into the following major categories: (1) budget receipts and (2) offsetting collections (also called applicable receipts). Budget receipts are collections from the public that result from the exercise of the Government's sovereign or governmental powers, excluding receipts offset against outlays. These collections, also called governmental receipts, consist mainly of tax receipts (including social insurance taxes), receipts from court fines, certain licenses, and deposits of earnings by the Federal Reserve System. Refunds of receipts are treated as deductions from gross receipts.

Offsetting collections are from other Government accounts or the public that are of a business-type or market-oriented nature. They are classified into two major categories: (1) offsetting collections credited to appropriations or fund accounts, and (2) offsetting receipts (i.e., amounts deposited in receipt accounts). Collections credited to appropriation or fund accounts normally can be used without appropriation action by Congress. These occur in two instances: (1) when authorized by law, amounts collected for materials or services are treated as reimbursements to appropriations and (2) in the three types of revolving funds (public enterprise, intra governmental, and trust); collections are netted against spending, and outlays are reported as the net amount.

Offsetting receipts in receipt accounts cannot be used without being appropriated. They are subdivided into two categories: (1) proprietary receipts - these collections are from the public and they are offset against outlays by agency and by function, and (2) intra governmental funds - these are payments into receipt accounts from Governmental appropriation or fund accounts. The transactions may be intrabudgetary when the payment and receipt both occur within the budget or from receipts from off-budget Federal entities in those cases where payment is made by a Federal entity whose budget authority and outlays are excluded from the budget totals.

Intrabudgetary transactions are subdivided into three categories: (1) interfund transactions, where the payments are from one fund group (either Federal funds or trust funds) to a receipt account in the other fund group; (2) Federal intrafund transactions, where the payments and receipts both occur within the Federal fund group; and (3) trust intrafund transactions, where the payments and receipts both occur within the trust fund group.

Offsetting receipts are generally deducted from budget authority and outlays by function, by subfunction, or by agency. There are four types of receipts, however, that are deducted from budget totals as undistributed offsetting receipts. They are: (1) agencies' payments (including payments by off-budget Federal entities) as employers into employees retirement funds, (2) interest received by trust funds, (3) rents and royalties on the Outer Continental Shelf lands, and (4) other interest (i.e., interest collected on Outer Continental Shelf money in deposit funds when such money is transferred into the budget).

## 3. Notes on Outlays

Outlays are generally accounted for on the basis of checks issued, electronic funds transferred, or cash payments made. Certain outlays do not require issuance of cash or checks. An example is charges made against appropriations for that part of employees' salaries withheld for taxes or savings bond allotments - these are counted as payments to the employee and credits for whatever purpose the money was withheld. Outlays are stated net of offsetting collections (including receipts of revolving and management funds) and of refunds. Interest on the public debt (public issues) is recognized on the accrual basis. Federal credit programs subject to the Federal Credit Reform Act of 1990 use the cash

basis of accounting and are divided into two components. The portion of the credit activities that involve a cost to the Government (mainly subsidies) is included within the budget program accounts. The remaining portion of the credit activities are in non-budget financing accounts. Outlays of off-budget Federal entities are excluded by law from budget totals. However, they are shown separately and combined with the on-budget outlays to display total Federal outlays.

## 4. Processing

The data on payments and collections are reported by account symbol into the central accounting system. In turn, the data are extracted from this system for use in the preparation of the *MTS*.

There are two major checks which are conducted to assure consistency of the data reported:

1. Verification of payment data. The monthly payment activity reported by Federal entities on the Statements of Transactions is compared to the payment activity of Federal entities as reported by disbursing officers.
2. Verification of collection data. Reported collections appearing on Statements of Transactions are compared to deposits as reported by Federal Reserve Banks.

## 5. Other Sources of Information About Federal Government Financial Activities

- *A Glossary of Terms Used in the Federal Budget Process, 2005* (Available from the U.S. Government Accountability Office, at calling 202-512-6000. This glossary provides a basic reference document of standardized definitions of terms used by the Federal Government in the budget making process).
- *Daily Treasury Statement* (Available on the internet at <http://www.fms.treas.gov/dts/>). The *Daily Treasury Statement* is published each working day of the Federal Government and provides data on the cash and debt operations of the Treasury.
- *Monthly Statement of the Public Debt of the United States* (Available on the internet at <http://www.treasurydirect.gov/govt/reports/pd/mspd/mspd.htm>). This publication provides detailed information concerning the public debt.
- *Treasury Bulletin* (Available from GPO, Washington, D.C. 20401 on a subscription or single copy and on the internet at [http://www.fiscal.treasury.gov/fsreports/rpt/treasBulletin/treasBulletin\\_home.htm](http://www.fiscal.treasury.gov/fsreports/rpt/treasBulletin/treasBulletin_home.htm)). Quarterly, contains a mix of narrative, tables, and charts on Treasury issues, Federal financial operations, international statistics, and special reports.
- *Budget of the United States Government, Fiscal Year 20\_\_* (Available from GPO, Washington, D.C. 20401 on a subscription basis only and on the internet at <http://www.access.gpo.gov/usbudget>). This publication is a single volume which provides budget information and contains:
  - *Appendix, The Budget of the United States Government, FY 20\_\_*
  - *The United States Budget in Brief, FY 20\_\_*
  - *Analytical Perspectives*
  - *Historical Tables*
- *Combined Statement of Receipts, Outlays, and Balances of the United States Government* (Available from Bureau of the Fiscal Service, U.S. Department of Treasury, Washington, D.C. 20227 and on the internet at [http://www.fiscal.treasury.gov/fsreports/rpt/combStmt/combStmt\\_home.htm](http://www.fiscal.treasury.gov/fsreports/rpt/combStmt/combStmt_home.htm)). This report includes budgetary results at the summary level and presents individual receipt and appropriation accounts at the detail level.

**Scheduled Release**

**Listed below are the scheduled release dates for the Monthly Treasury Statement. The Statement is released at 2:00 p.m.  
The following release dates are subject to change:**

<b><u>Accounting Month</u></b>	<b><u>Release Date</u></b>
December 2017	January 11, 2018
January 2018	February 12, 2018
February 2018	March 12, 2018
March 2018	April 11, 2018
April 2018	May 10, 2018
May 2018	June 12, 2018
June 2018	July 12, 2018
July 2018	August 10, 2018
August 2018	September 13, 2018
September 2018	(1)
October 2018	November 13, 2018
November 2018	December 12, 2018
December 2018	January 11, 2019

(1) Release date subject to completion of year-end reporting requirements.

Internet service subscribers can access the current issue of the Monthly Treasury Statement through the  
Bureau of the Fiscal Service's website:

[http://www.fiscal.treasury.gov/fsreports/rpt/mthTreasStmt/mthTreasStmt\\_home.htm](http://www.fiscal.treasury.gov/fsreports/rpt/mthTreasStmt/mthTreasStmt_home.htm)