



# Monthly Treasury Statement

of Receipts and Outlays  
of the United States Government

For Fiscal Year 2017 Through **October 31, 2016**, and Other Periods

## Highlight

**This issue includes estimates for Fiscal Years 2017 and 2018 based on the Mid-Session Review of the FY 2017 Budget, which was released by the Office of Management and Budget on July 15, 2016.**

**Outlays for Military active duty and retirement, Veterans' benefits, Supplemental Security Income, and Medicare payments to Health Maintenance Organizations and prescription drug plans accelerated into September, because October 1, 2016, the normal payment date, fell on a non-business day.**

### Receipts, Outlays, and Surplus/Deficit for October 2016



Compiled and Published by

*Department of the Treasury*  
**Bureau of the Fiscal Service**

<b>Contents</b>			
Summary	Page 2	Receipts/Outlays by Month	Page 31
Receipts	Page 6	Federal Trust Funds/Securities	Page 33
Outlays	Page 7	Receipts by Source/Outlays by Function	Page 34
Means of Financing	Page 21	Explanatory Notes	Page 35

## Introduction

The *Monthly Treasury Statement of Receipts and Outlays of the United States Government (MTS)* is prepared by the Bureau of the Fiscal Service, Department of the Treasury and, after approval by the Fiscal Assistant Secretary of the Treasury, is normally released on the 8th workday of the month following the reporting month. The publication is based on data provided by Federal entities, disbursing officers, and Federal Reserve banks.

### AUDIENCE

The *MTS* is published to meet the needs of those responsible for or interested in the cash position of the Treasury, those who are responsible or interested in the Government's budget results; and individuals and businesses whose operations depend upon or are related to the Government's financial operations.

### DISCLOSURE STATEMENT

This statement summarizes the financial activities of the Federal Government and off-budget Federal entities conducted in accordance with the Budget of the U.S. Government, i.e., receipts and outlays of funds, the surplus or deficit, and the means of financing the deficit or disposing of the surplus. Information is presented on a modified cash basis; receipts are accounted for on the basis of collections; refunds of receipts are treated as deductions from gross receipts; revolving and

management fund receipts, reimbursements and refunds of monies previously expended are treated as deductions from gross outlays; and interest on the public debt (public issues) is recognized on the accrual basis. Major information sources include accounting data reported by Federal entities, disbursing officers, and Federal Reserve banks.

### TRIAD OF PUBLICATIONS

The *MTS* is part of a triad of Treasury financial reports. The *Daily Treasury Statement* is published each working day of the Federal Government. It provides data on the cash and debt operations of the Treasury based upon reporting of the Treasury account balances by Federal Reserve banks. The *MTS* is a report of Government receipts and outlays, based on agency reporting. The *Combined Statement of Receipts, Outlays, and Balances of the United States Government* is the official publication of the detailed receipts and outlays of the Government. It is published annually in accordance with legislative mandates given to the Secretary of the Treasury.

### DATA SOURCES AND INFORMATION

The Explanatory Notes section of this publication provides information concerning the flow of data into the *MTS* and sources of information relevant to the *MTS*.

**Table 1. Summary of Receipts, Outlays, and the Deficit/Surplus of the U.S. Government, Fiscal Years 2016 and 2017, by Month**

Period	[\$ millions]		
	Receipts	Outlays	Deficit/Surplus (-)
<b>FY 2016</b>			
October	211,046	347,604	136,558
November	204,968	269,517	64,549
December	349,631	364,075	14,444
January	313,579	258,416	-55,163
February	169,147	361,757	192,610
March	227,848	335,891	108,043
April	438,432	331,977	-106,455
May	224,604	277,111	52,507
June	329,572	323,320	-6,252
July	209,998	322,817	112,819
August	231,327	338,438	107,112
September	356,623	323,178	-33,445
<b>Year-to-Date</b>	<b>3,266,774</b>	<b>3,854,100</b>	<b>587,326</b>
<b>FY 2017</b>			
October	221,692	265,884	44,192
<b>Year-to-Date</b>	<b>221,692</b>	<b>265,884</b>	<b>44,192</b>

1 Receipts increased by \$86 million due to additional reporting by the Department of Health and Human Services.

Note: Details may not add to totals due to rounding.

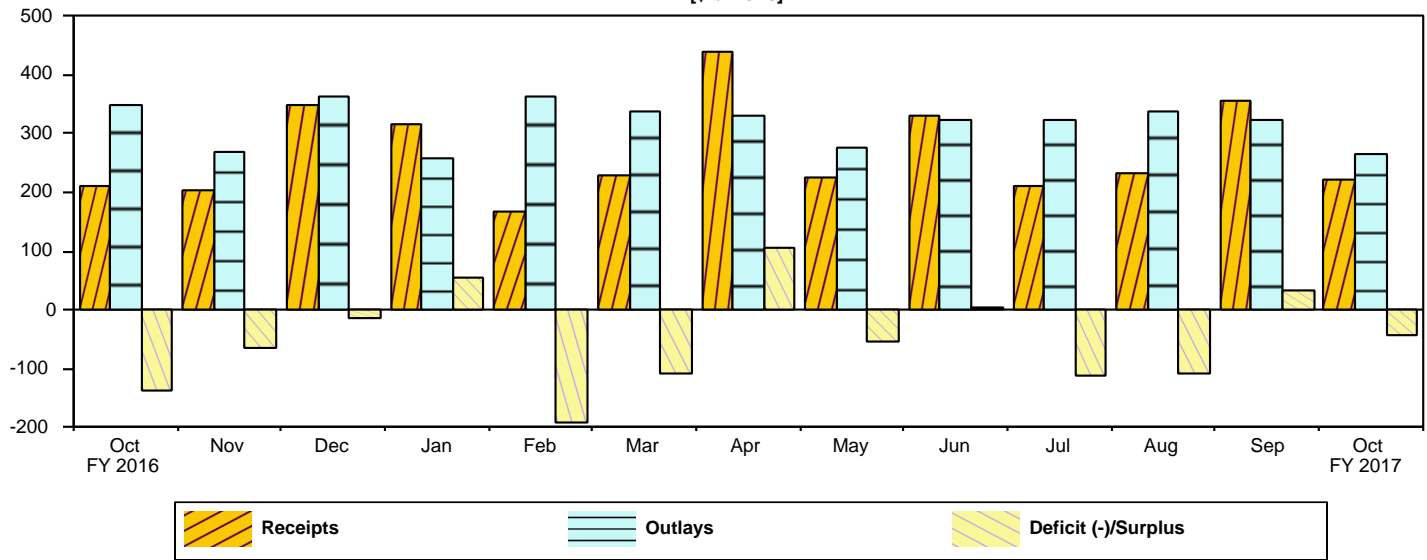
**Table 2. Summary of Budget and Off-Budget Results and Financing of the U.S. Government, October 2016 and Other Periods**

[\$ millions]					
Classification	This Month	Current Fiscal Year to Date	Budget Estimates Full Fiscal Year <sup>1</sup>	Comparable Prior Period Year to Date (2016)	Budget Estimates Next Fiscal Year (2018) <sup>1</sup>
<b>Total On-Budget and Off-Budget Results:</b>					
Total Receipts	221,692	221,692	3,276,172	211,046	3,632,248
On-Budget Receipts	165,322	165,322	2,465,992	155,934	2,791,385
Off-Budget Receipts	56,370	56,370	810,180	55,112	840,863
Total Outlays	265,884	265,884	3,875,970	347,604	4,073,170
On-Budget Outlays	199,910	199,910	3,099,879	282,113	3,259,631
Off-Budget Outlays	65,974	65,974	776,091	65,492	813,539
Total Surplus (+) or Deficit (-)	-44,192	-44,192	-599,798	-136,558	-440,922
On-Budget Surplus (+) or Deficit (-)	-34,588	-34,588	-633,887	-126,178	-468,246
Off-Budget Surplus (+) or Deficit (-)	-9,604	-9,604	+34,089	-10,380	+27,324
Total On-Budget and Off-Budget Financing	44,192	44,192	599,798	136,558	440,922
<b>Means of Financing:</b>					
Borrowing from the Public	112,656	112,656	1,010,960	-55,980	572,191
Reduction of Operating Cash, Increase (-)	-68,256	-68,256	-101,284	175,824	.....
By Other Means	-208	-208	-309,878	16,714	-131,269

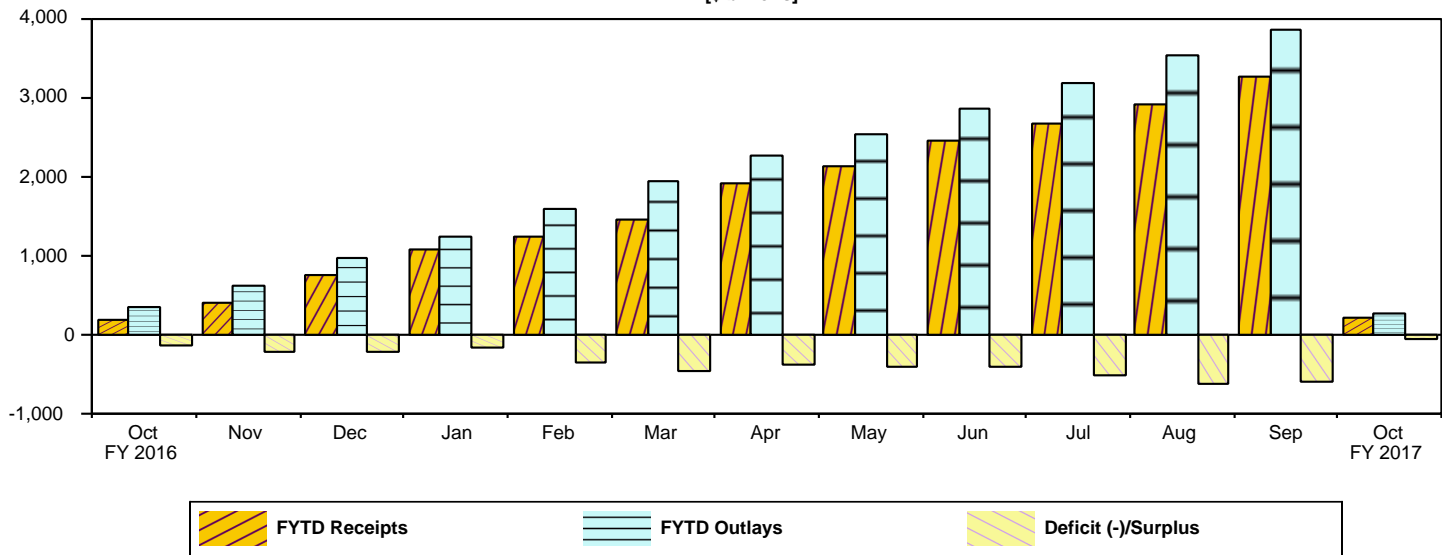
<sup>1</sup> These estimates are based on the FY 2017 Mid-Session Review, released by the Office of Management and Budget on July 15, 2016.

Note: Details may not add to totals due to rounding.  
... No Transactions

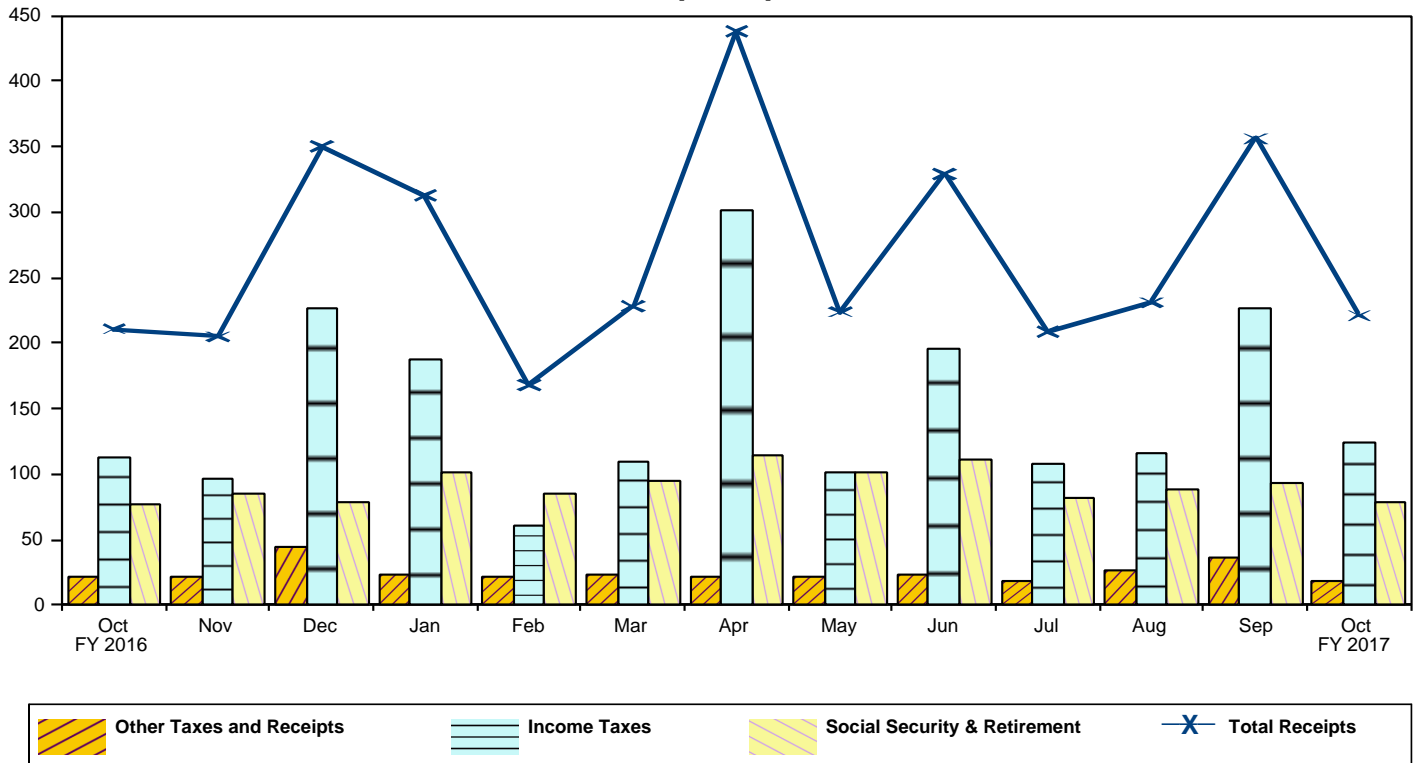
**Figure 1. Monthly Receipts, Outlays, and Budget Deficit/Surplus of the U.S. Government, Fiscal Years 2016 and 2017**  
[\$ billions]



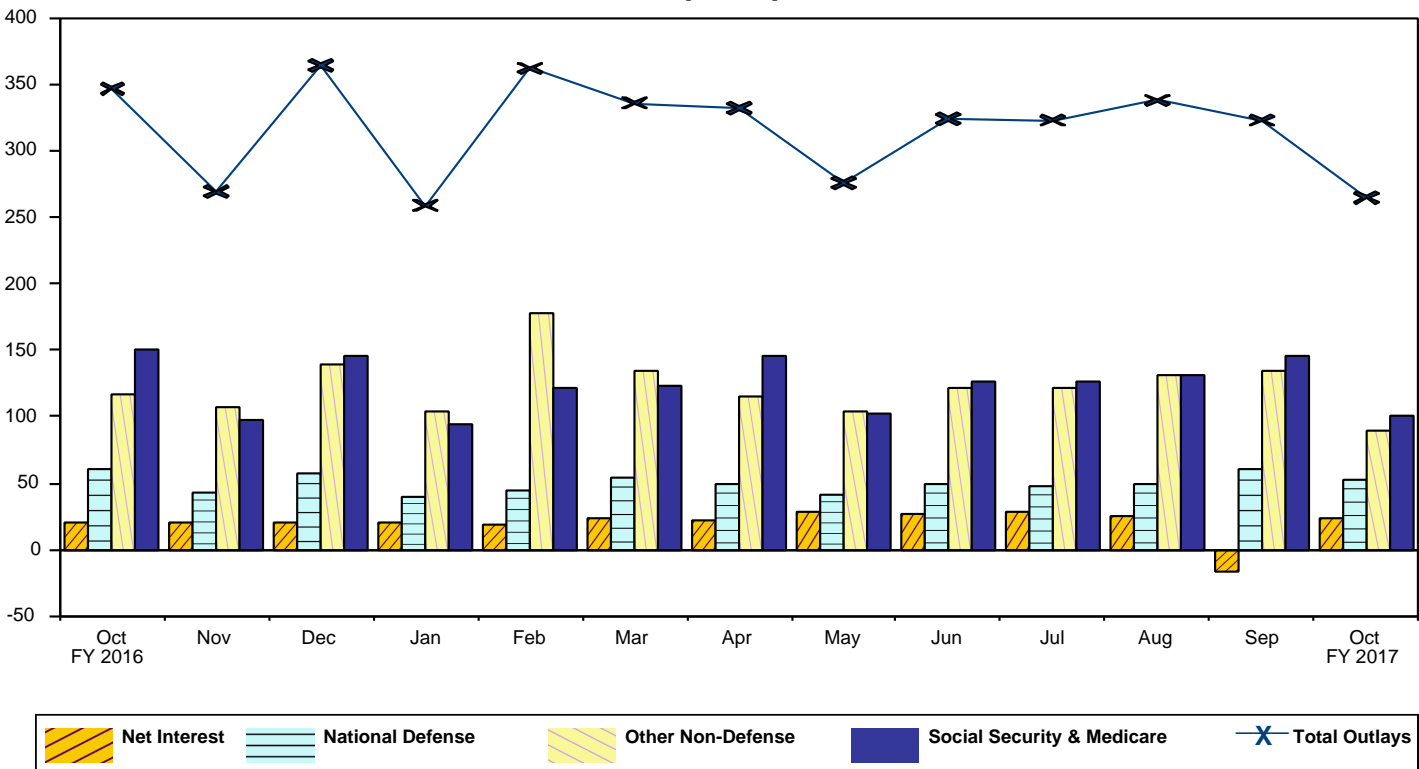
**Figure 2. Monthly Receipts, Outlays, and Budget Deficit/Surplus of the U.S. Government, Cumulative, Fiscal Years 2016 and 2017**  
[\$ billions]



**Figure 3. Monthly Receipts of the U.S. Government, by Source, Fiscal Years 2016 and 2017**  
[\$ billions]



**Figure 4. Monthly Outlays of the U.S. Government, by Function, Fiscal Years 2016 and 2017**  
[\$ billions]



**Table 3. Summary of Receipts and Outlays of the U.S. Government, October 2016 and Other Periods**

[\$ millions]				
Classification	This Month	Current Fiscal Year to Date	Comparable Prior Period Year to Date	Budget Estimates Full Fiscal Year <sup>1</sup>
<b>Budget Receipts</b>				
Individual Income Taxes	121,576	121,576	109,220	1,544,623
Corporation Income Taxes	2,277	2,277	4,256	298,158
Social Insurance and Retirement Receipts:				
Employment and General Retirement (Off-Budget)	56,370	56,370	55,112	810,180
Employment and General Retirement (On-Budget)	19,942	19,942	19,270	252,014
Unemployment Insurance	2,723	2,723	2,156	49,407
Other Retirement	326	326	311	3,816
Excise Taxes	5,707	5,707	5,577	96,901
Estate and Gift Taxes	1,326	1,326	2,132	21,103
Customs Duties	3,069	3,069	3,435	36,405
Miscellaneous Receipts	8,376	8,376	9,577	163,565
<b>Total Receipts</b>	<b>221,692</b>	<b>221,692</b>	<b>211,046</b>	<b>3,276,172</b>
<b>(On-Budget)</b>	<b>165,322</b>	<b>165,322</b>	<b>155,934</b>	<b>2,465,992</b>
<b>(Off-Budget)</b>	<b>56,370</b>	<b>56,370</b>	<b>55,112</b>	<b>810,180</b>
<b>Budget Outlays</b>				
Legislative Branch	372	372	405	4,730
Judicial Branch	569	569	611	7,729
Department of Agriculture	21,441	21,441	17,387	144,699
Department of Commerce	641	641	644	10,225
Department of Defense--Military Programs	49,556	49,556	57,705	565,655
Department of Education	1,445	1,445	3,470	75,663
Department of Energy	2,243	2,243	2,544	25,333
Department of Health and Human Services	63,697	63,697	116,914	1,108,457
Department of Homeland Security	4,422	4,422	3,812	44,301
Department of Housing and Urban Development	2,971	2,971	3,216	27,656
Department of the Interior	1,062	1,062	915	12,937
Department of Justice	2,285	2,285	2,167	31,979
Department of Labor	-3,005	-3,005	-3,149	44,246
Department of State	1,863	1,863	2,583	29,170
Department of Transportation	6,131	6,131	4,199	78,288
Department of the Treasury:				
Interest on Treasury Debt Securities (Gross)	23,043	23,043	16,790	431,059
Other	5,784	5,784	4,497	90,237
Department of Veterans Affairs	7,340	7,340	20,633	176,401
Corps of Engineers	470	470	86	6,444
Other Defense Civil Programs	156	156	9,508	66,112
Environmental Protection Agency	727	727	848	8,700
Executive Office of the President	31	31	31	400
General Services Administration	-199	-199	-34	-817
International Assistance Programs	2,191	2,191	-316	16,104
National Aeronautics and Space Administration	1,276	1,276	1,318	19,153
National Science Foundation	623	623	538	6,895
Office of Personnel Management	8,386	8,386	8,129	93,223
Small Business Administration	75	75	68	-378
Social Security Administration	77,890	77,890	83,791	978,606
Independent Agencies	441	441	3,912	18,842
Surface Transportation Board	3	3	.....	.....
Allowances	.....	.....	.....	500
Undistributed Offsetting Receipts:				
Interest	1,521	1,521	3,580	-146,717
Other	-19,567	-19,567	-19,197	-99,862
<b>Total Outlays</b>	<b>265,884</b>	<b>265,884</b>	<b>347,604</b>	<b>3,875,970</b>
<b>(On-Budget)</b>	<b>199,910</b>	<b>199,910</b>	<b>282,113</b>	<b>3,099,879</b>
<b>(Off-Budget)</b>	<b>65,974</b>	<b>65,974</b>	<b>65,492</b>	<b>776,091</b>
<b>Surplus (+) or Deficit (-)</b>	<b>-44,192</b>	<b>-44,192</b>	<b>-136,558</b>	<b>-599,798</b>
<b>(On-Budget)</b>	<b>-34,588</b>	<b>-34,588</b>	<b>-126,178</b>	<b>-633,887</b>
<b>(Off-Budget)</b>	<b>-9,604</b>	<b>-9,604</b>	<b>-10,380</b>	<b>+34,089</b>

1 These estimates are based on the FY 2017 Mid-Session Review, released by the Office of Management and Budget on July 15, 2016.

Note: Details may not add to totals due to rounding.  
... No Transactions

**Table 4. Receipts of the U.S. Government, October 2016 and Other Periods**

Classification	This Month			Current Fiscal Year to Date			Prior Fiscal Year to Date		
	Gross Receipts	Refunds (Deduct)	Receipts	Gross Receipts	Refunds (Deduct)	Receipts	Gross Receipts	Refunds (Deduct)	Receipts
<b>Individual Income Taxes</b>									
Withheld	105,715			105,715			93,493		
Presidential Election Campaign Fund	1			1			1		
Other	24,185			24,185			23,770		
<b>Total -- Individual Income Taxes</b>	<b>129,901</b>	<b>8,325</b>	<b>121,576</b>	<b>129,901</b>	<b>8,325</b>	<b>121,576</b>	<b>117,264</b>	<b>8,044</b>	<b>109,220</b>
<b>Corporation Income Taxes</b>	<b>10,043</b>	<b>7,766</b>	<b>2,277</b>	<b>10,043</b>	<b>7,766</b>	<b>2,277</b>	<b>10,156</b>	<b>5,900</b>	<b>4,256</b>
<b>Social Insurance and Retirement Receipts:</b>									
Employment and General Retirement:									
Federal Old-Age and Survivors Insurance Trust Fund:									
Federal Insurance Contributions Act Taxes	45,352	.....	45,352	45,352	.....	45,352	46,854	.....	46,854
Self-Employment Contributions Act Taxes	244	.....	244	244	.....	244	258	.....	258
<b>Total -- Federal Old-Age and Survivors Insurance Trust Fund</b>	<b>45,596</b>	<b>.....</b>	<b>45,596</b>	<b>45,596</b>	<b>.....</b>	<b>45,596</b>	<b>47,112</b>	<b>.....</b>	<b>47,112</b>
Federal Disability Insurance Trust Fund:									
Federal Insurance Contributions Act Taxes	10,716	.....	10,716	10,716	.....	10,716	7,956	.....	7,956
Self-Employment Contributions Act Taxes	58	.....	58	58	.....	58	44	.....	44
<b>Total -- Federal Disability Insurance Trust Fund</b>	<b>10,774</b>	<b>.....</b>	<b>10,774</b>	<b>10,774</b>	<b>.....</b>	<b>10,774</b>	<b>8,000</b>	<b>.....</b>	<b>8,000</b>
Federal Hospital Insurance Trust Fund:									
Federal Insurance Contributions Act Taxes	19,348	.....	19,348	19,348	.....	19,348	18,696	.....	18,696
Self-Employment Contributions Act Taxes	114	.....	114	114	.....	114	115	.....	115
<b>Total -- Federal Hospital Insurance Trust Fund</b>	<b>19,462</b>	<b>.....</b>	<b>19,462</b>	<b>19,462</b>	<b>.....</b>	<b>19,462</b>	<b>18,811</b>	<b>.....</b>	<b>18,811</b>
Railroad Retirement:									
Rail Pension and Supplemental Annuity	213	(**)	213	213	(**)	213	220	(**)	220
Social Security Equivalent Account	266	(**)	266	266	(**)	266	239	(**)	239
<b>Total -- Employment and General Retirement</b>	<b>76,312</b>	<b>(**)</b>	<b>76,312</b>	<b>76,312</b>	<b>(**)</b>	<b>76,312</b>	<b>74,382</b>	<b>(**)</b>	<b>74,382</b>
Unemployment Insurance:									
Deposits by States	2,062	.....	2,062	2,062	.....	2,062	1,882	.....	1,882
Federal Unemployment Taxes	631	.....	631	631	.....	631	250	4	246
Railroad Unemployment Taxes	30	.....	30	30	.....	30	28	.....	28
<b>Total -- Unemployment Insurance</b>	<b>2,723</b>	<b>.....</b>	<b>2,723</b>	<b>2,723</b>	<b>.....</b>	<b>2,723</b>	<b>2,160</b>	<b>4</b>	<b>2,156</b>
Other Retirement:									
Federal Employees' Retirement--Employee Share	324	.....	324	324	.....	324	309	.....	309
Non-Federal Employees Retirement	2	.....	2	2	.....	2	2	.....	2
<b>Total -- Other Retirement</b>	<b>326</b>	<b>.....</b>	<b>326</b>	<b>326</b>	<b>.....</b>	<b>326</b>	<b>311</b>	<b>.....</b>	<b>311</b>
<b>Total -- Social Insurance and Retirement Receipts</b>	<b>79,361</b>	<b>(**)</b>	<b>79,361</b>	<b>79,361</b>	<b>(**)</b>	<b>79,361</b>	<b>76,853</b>	<b>4</b>	<b>76,848</b>
<b>Excise Taxes:</b>									
Miscellaneous Excise Taxes	4,601	100	4,500	4,601	100	4,500	4,773	265	4,508
Airport and Airway Trust Fund	290	.....	290	290	.....	290	260	.....	260
Highway Trust Fund	920	14	906	920	14	906	797	.....	797
Black Lung Disability Trust Fund	11	.....	11	11	.....	11	11	.....	11
<b>Total -- Excise Taxes</b>	<b>5,822</b>	<b>115</b>	<b>5,707</b>	<b>5,822</b>	<b>115</b>	<b>5,707</b>	<b>5,842</b>	<b>265</b>	<b>5,577</b>
<b>Estate and Gift Taxes</b>	<b>1,405</b>	<b>79</b>	<b>1,326</b>	<b>1,405</b>	<b>79</b>	<b>1,326</b>	<b>2,182</b>	<b>50</b>	<b>2,132</b>
<b>Customs Duties</b>	<b>3,190</b>	<b>121</b>	<b>3,069</b>	<b>3,190</b>	<b>121</b>	<b>3,069</b>	<b>3,556</b>	<b>120</b>	<b>3,435</b>
<b>Miscellaneous Receipts:</b>									
Deposit of Earnings, Federal Reserve System	6,278	.....	6,278	6,278	.....	6,278	7,489	.....	7,489
Universal Service Fund	804	.....	804	804	.....	804	820	.....	820
All Other	1,304	11	1,294	1,304	11	1,294	1,269	2	1,268
<b>Total -- Miscellaneous Receipts</b>	<b>8,387</b>	<b>11</b>	<b>8,376</b>	<b>8,387</b>	<b>11</b>	<b>8,376</b>	<b>9,578</b>	<b>2</b>	<b>9,577</b>
<b>Total -- Receipts</b>	<b>238,109</b>	<b>16,417</b>	<b>221,692</b>	<b>238,109</b>	<b>16,417</b>	<b>221,692</b>	<b>225,431</b>	<b>14,385</b>	<b>211,046</b>
<b>Total -- On-Budget</b>	<b>181,739</b>	<b>16,417</b>	<b>165,322</b>	<b>181,739</b>	<b>16,417</b>	<b>165,322</b>	<b>170,319</b>	<b>14,385</b>	<b>155,934</b>
<b>Total -- Off-Budget</b>	<b>56,370</b>	<b>.....</b>	<b>56,370</b>	<b>56,370</b>	<b>.....</b>	<b>56,370</b>	<b>55,112</b>	<b>.....</b>	<b>55,112</b>

Note: Details may not add to totals due to rounding.

(\*\*) Less than absolute value of \$500,000

... No Transactions

**Table 5. Outlays of the U.S. Government, October 2016 and Other Periods**

Classification	This Month			Current Fiscal Year to Date			Prior Fiscal Year to Date		
	Gross Outlays	Applicable Receipts	Outlays	Gross Outlays	Applicable Receipts	Outlays	Gross Outlays	Applicable Receipts	Outlays
<b>Legislative Branch:</b>									
Senate	79	(**)	79	79	(**)	79	87	(**)	87
House of Representatives	100	(**)	100	100	(**)	100	105	(**)	105
Joint Items	2	.....	2	2	.....	2	2	.....	2
Capitol Police	28	.....	28	28	.....	28	28	.....	28
Congressional Budget Office	4	.....	4	4	.....	4	3	.....	3
Architect of the Capitol	56	(**)	55	56	(**)	55	48	(**)	47
Library of Congress	53	1	51	53	1	51	52	1	51
Government Printing Office	4	.....	4	4	.....	4	30	.....	30
Government Accountability Office	42	.....	42	42	.....	42	44	.....	44
United States Tax Court	4	.....	4	4	.....	4	4	.....	4
Other Legislative Branch Agencies	5	.....	5	5	.....	5	6	.....	6
Proprietary Receipts from the Public	.....	1	-1	.....	1	-1	.....	1	-1
Intrabudgetary Transactions	-1	.....	-1	-1	.....	-1	-1	.....	-1
<b>Total--Legislative Branch</b>	<b>375</b>	<b>3</b>	<b>372</b>	<b>375</b>	<b>3</b>	<b>372</b>	<b>408</b>	<b>3</b>	<b>405</b>
<b>Judicial Branch:</b>									
Supreme Court of the United States	7	.....	7	7	.....	7	6	.....	6
Courts of Appeals, District Courts, and Other Judicial Services	572	.....	572	572	.....	572	601	.....	601
Other	50	.....	50	50	.....	50	60	.....	60
Proprietary Receipts from the Public	.....	14	-14	.....	14	-14	.....	9	-9
Intrabudgetary Transactions	-46	.....	-46	-46	.....	-46	-47	.....	-47
<b>Total--Judicial Branch</b>	<b>583</b>	<b>14</b>	<b>569</b>	<b>583</b>	<b>14</b>	<b>569</b>	<b>620</b>	<b>9</b>	<b>611</b>
<b>Department of Agriculture:</b>									
Agricultural Research Service	117	.....	117	117	.....	117	99	.....	99
National Institute of Food and Agriculture:									
Research and Education Activities	68	.....	68	68	.....	68	62	.....	62
Extension Activities	38	.....	38	38	.....	38	38	.....	38
Other	8	.....	8	8	.....	8	5	.....	5
Animal and Plant Health Inspection Service	89	.....	89	89	.....	89	149	.....	149
Food Safety and Inspection Service	78	.....	78	78	.....	78	74	.....	74
Agricultural Marketing Service	58	.....	58	58	.....	58	100	.....	100
Risk Management Agency:									
Administrative and Operating Expenses	7	.....	7	7	.....	7	4	.....	4
Federal Crop Insurance Corporation Fund	1,673	(**)	1,673	1,673	(**)	1,673	2,027	219	1,808
Farm Service Agency:									
Salaries and Expenses	59	.....	59	59	.....	59	112	.....	112
USDA Supplemental Assistance	(**)	.....	(**)	(**)	.....	(**)	(**)	.....	(**)
Agricultural Disaster Relief Fund	(**)	.....	(**)	(**)	.....	(**)	(**)	.....	(**)
Commodity Credit Corporation	9,899	231	9,667	9,899	231	9,667	5,129	249	4,881
Agricultural Credit Insurance Fund	63	4	59	63	4	59	4	4	(**)
Other	2	.....	2	2	.....	2	2	.....	2
<b>Total--Farm Service Agency</b>	<b>10,023</b>	<b>235</b>	<b>9,788</b>	<b>10,023</b>	<b>235</b>	<b>9,788</b>	<b>5,247</b>	<b>253</b>	<b>4,995</b>
Natural Resources Conservation Service:									
Conservation Operations	56	.....	56	56	.....	56	56	.....	56
Farm Security and Rural Investment Programs	181	.....	181	181	.....	181	157	.....	157
Other	10	.....	10	10	.....	10	11	(**)	10
Rural Development	-41	.....	-41	-41	.....	-41	-31	.....	-31
Rural Housing Service:									
Rural Housing Insurance Fund	88	18	70	88	18	70	91	45	46
Rental Assistance Program	98	.....	98	98	.....	98	97	.....	97
Other	10	.....	10	10	.....	10	8	.....	8
Rural Utilities Service:									
Rural Electrification and Telecommunications Fund	7	147	-140	7	147	-140	(**)	154	-154
Other	58	10	48	58	10	48	54	6	48
Foreign Agricultural Service	132	.....	132	132	.....	132	119	.....	119
Food and Nutrition Service:									
Supplemental Nutrition Assistance Program	6,127	.....	6,127	6,127	.....	6,127	6,165	.....	6,165
Child Nutrition Programs	1,981	.....	1,981	1,981	.....	1,981	1,767	.....	1,767
Special Supplemental Nutrition Program for Women, Infants, and Children (WIC)	478	.....	478	478	.....	478	465	.....	465
Other	30	.....	30	30	.....	30	32	.....	32
<b>Total--Food and Nutrition Service</b>	<b>8,617</b>	<b>.....</b>	<b>8,617</b>	<b>8,617</b>	<b>.....</b>	<b>8,617</b>	<b>8,431</b>	<b>.....</b>	<b>8,431</b>

**Table 5. Outlays of the U.S. Government, October 2016 and Other Periods - Continued**

Classification	This Month			Current Fiscal Year to Date			Prior Fiscal Year to Date		
	Gross Outlays	Applicable Receipts	Outlays	Gross Outlays	Applicable Receipts	Outlays	Gross Outlays	Applicable Receipts	Outlays
<b>Department of Agriculture: - Continued</b>									
Forest Service:									
National Forest System	124	.....	124	124	.....	124	115	.....	115
Capital Improvement and Maintenance	31	.....	31	31	.....	31	29	.....	29
Wildland Fire Management	208	.....	208	208	.....	208	333	.....	333
Forest Service Permanent Appropriations	17	.....	17	17	.....	17	14	.....	14
Other	115	.....	115	115	.....	115	78	.....	78
<b>Total--Forest Service</b>	<b>494</b>	<b>.....</b>	<b>494</b>	<b>494</b>	<b>.....</b>	<b>494</b>	<b>569</b>	<b>.....</b>	<b>569</b>
Other	105	4	101	105	4	101	110	5	105
Proprietary Receipts from the Public	.....	130	-130	.....	130	-130	.....	73	-73
Intrabudgetary Transactions	11	.....	11	11	.....	11	668	.....	668
<b>Total--Department of Agriculture</b>	<b>21,986</b>	<b>544</b>	<b>21,441</b>	<b>21,986</b>	<b>544</b>	<b>21,441</b>	<b>18,143</b>	<b>756</b>	<b>17,387</b>
<b>Department of Commerce:</b>									
Economic Development Administration	18	(**)	18	18	(**)	18	20	(**)	20
Bureau of the Census	87	.....	87	87	.....	87	112	.....	112
International Trade Administration	28	.....	28	28	.....	28	25	.....	25
National Oceanic and Atmospheric Administration	368	(**)	368	368	(**)	368	398	31	366
National Institute of Standards and Technology	87	.....	87	87	.....	87	77	.....	77
National Telecommunications and Information Administration	12	(**)	12	12	(**)	12	14	.....	14
Other	44	16	28	44	16	28	29	14	14
Proprietary Receipts from the Public	.....	-10	10	.....	-10	10	.....	-10	10
Intrabudgetary Transactions	3	.....	3	3	.....	3	4	.....	4
Offsetting Governmental Receipts	.....	(**)	(**)	.....	(**)	(**)	.....	(**)	(**)
<b>Total--Department of Commerce</b>	<b>647</b>	<b>6</b>	<b>641</b>	<b>647</b>	<b>6</b>	<b>641</b>	<b>680</b>	<b>36</b>	<b>644</b>
<b>Department of Defense--Military Programs:</b>									
Military Personnel:									
Department of the Army	5,105	.....	5,105	5,105	.....	5,105	8,321	.....	8,321
Department of the Navy	4,519	.....	4,519	4,519	.....	4,519	7,145	.....	7,145
Department of the Air Force	3,484	.....	3,484	3,484	.....	3,484	5,518	.....	5,518
Defense Agencies	6,769	.....	6,769	6,769	.....	6,769	6,870	.....	6,870
<b>Total--Military Personnel</b>	<b>19,877</b>	<b>.....</b>	<b>19,877</b>	<b>19,877</b>	<b>.....</b>	<b>19,877</b>	<b>27,854</b>	<b>.....</b>	<b>27,854</b>
Operation and Maintenance:									
Department of the Army	4,487	.....	4,487	4,487	.....	4,487	4,595	.....	4,595
Department of the Navy	4,143	.....	4,143	4,143	.....	4,143	4,108	.....	4,108
Department of the Air Force	4,007	.....	4,007	4,007	.....	4,007	3,463	.....	3,463
Defense Agencies	4,659	.....	4,659	4,659	.....	4,659	4,920	.....	4,920
<b>Total--Operation and Maintenance</b>	<b>17,296</b>	<b>.....</b>	<b>17,296</b>	<b>17,296</b>	<b>.....</b>	<b>17,296</b>	<b>17,085</b>	<b>.....</b>	<b>17,085</b>
Procurement:									
Department of the Army	1,177	.....	1,177	1,177	.....	1,177	1,333	.....	1,333
Department of the Navy	2,826	.....	2,826	2,826	.....	2,826	2,933	.....	2,933
Department of the Air Force	1,539	.....	1,539	1,539	.....	1,539	1,371	.....	1,371
Defense Agencies	504	.....	504	504	.....	504	469	.....	469
<b>Total--Procurement</b>	<b>6,046</b>	<b>.....</b>	<b>6,046</b>	<b>6,046</b>	<b>.....</b>	<b>6,046</b>	<b>6,107</b>	<b>.....</b>	<b>6,107</b>
Research, Development, Test, and Evaluation:									
Department of the Army	683	.....	683	683	.....	683	583	.....	583
Department of the Navy	1,228	.....	1,228	1,228	.....	1,228	1,041	.....	1,041
Department of the Air Force	1,341	.....	1,341	1,341	.....	1,341	1,520	.....	1,520
Defense Agencies	1,096	.....	1,096	1,096	.....	1,096	1,046	.....	1,046
<b>Total--Research, Development, Test, and Evaluation</b>	<b>4,348</b>	<b>.....</b>	<b>4,348</b>	<b>4,348</b>	<b>.....</b>	<b>4,348</b>	<b>4,190</b>	<b>.....</b>	<b>4,190</b>
Military Construction:									
Department of the Army	337	.....	337	337	.....	337	513	.....	513
Department of the Navy	84	.....	84	84	.....	84	139	.....	139
Department of the Air Force	59	.....	59	59	.....	59	64	.....	64
Defense Agencies	171	.....	171	171	.....	171	182	.....	182
<b>Total--Military Construction</b>	<b>651</b>	<b>.....</b>	<b>651</b>	<b>651</b>	<b>.....</b>	<b>651</b>	<b>898</b>	<b>.....</b>	<b>898</b>
Family Housing:									
Department of the Army	21	.....	21	21	.....	21	25	.....	25
Department of the Navy	31	.....	31	31	.....	31	24	.....	24
Department of the Air Force	19	.....	19	19	.....	19	14	.....	14
Defense Agencies	5	.....	5	5	.....	5	108	(**)	108
Revolving and Management Funds:									
Department of the Navy	20	.....	20	20	.....	20	11	.....	11
Defense Agencies:									



**Table 5. Outlays of the U.S. Government, October 2016 and Other Periods - Continued**

Classification	This Month			Current Fiscal Year to Date			Prior Fiscal Year to Date		
	Gross Outlays	Applicable Receipts	Outlays	Gross Outlays	Applicable Receipts	Outlays	Gross Outlays	Applicable Receipts	Outlays
<b>Department of Defense--Military Programs: - Continued</b>									
Working Capital Fund	689	.....	689	689	.....	689	463	.....	463
Other	-10	.....	-10	-10	.....	-10	-49	.....	-49
Allowances	(**)	.....	(**)	(**)	.....	(**)	11	.....	11
Trust Funds:									
Department of the Army	1	.....	1	1	.....	1	(**)	.....	(**)
Department of the Navy	3	.....	3	3	.....	3	3	.....	3
Department of the Air Force	1	.....	1	1	.....	1	4	.....	4
Defense Agencies	29	.....	29	29	.....	29	14	.....	14
Proprietary Receipts from the Public:									
Department of the Army	.....	-529	529	.....	-529	529	.....	-531	531
Department of the Navy	.....	31	-31	.....	31	-31	.....	-78	78
Department of the Air Force	.....	31	-31	.....	31	-31	.....	-26	26
Defense Agencies	.....	145	-145	.....	145	-145	.....	63	-63
Intrabudgetary Transactions:									
Department of the Army	10	.....	10	10	.....	10	318	.....	318
Department of the Navy	27	.....	27	27	.....	27	10	.....	10
Department of the Air Force	109	.....	109	109	.....	109	48	.....	48
Defense Agencies	62	.....	62	62	.....	62	-6	.....	-6
Offsetting Governmental Receipts:									
Department of the Army	.....	.....	.....	.....	.....	.....	.....	(**)	(**)
<b>Total--Department of Defense--Military Programs</b>	<b>49,235</b>	<b>-321</b>	<b>49,556</b>	<b>49,235</b>	<b>-321</b>	<b>49,556</b>	<b>57,134</b>	<b>-571</b>	<b>57,705</b>
<b>Department of Education:</b>									
Office of Elementary and Secondary Education:									
Accelerating Achievement and Ensuring Equity	1,097	.....	1,097	1,097	.....	1,097	872	.....	872
Impact Aid	359	.....	359	359	.....	359	153	.....	153
Education Improvement Programs	316	.....	316	316	.....	316	308	.....	308
Other	24	.....	24	24	.....	24	27	.....	27
<b>Total--Office of Elementary and Secondary Education</b>	<b>1,796</b>	<b>.....</b>	<b>1,796</b>	<b>1,796</b>	<b>.....</b>	<b>1,796</b>	<b>1,359</b>	<b>.....</b>	<b>1,359</b>
Office of Innovation and Improvement	104	.....	104	104	.....	104	124	.....	124
Office of English Language Acquisition	42	.....	42	42	.....	42	76	.....	76
Office of Special Education and Rehabilitative Services:									
Special Education	814	.....	814	814	.....	814	783	.....	783
Rehabilitation Services and Disability Research	275	.....	275	275	.....	275	249	.....	249
Special Institutions for Persons with Disabilities	13	.....	13	13	.....	13	17	.....	17
Office of Vocational and Adult Education	155	.....	155	155	.....	155	118	.....	118
Office of Postsecondary Education:									
Higher Education	190	.....	190	190	.....	190	186	.....	186
Other	3	1	2	3	1	2	43	2	41
<b>Total--Office of Postsecondary Education</b>	<b>194</b>	<b>1</b>	<b>192</b>	<b>194</b>	<b>1</b>	<b>192</b>	<b>229</b>	<b>2</b>	<b>227</b>
Office of Federal Student Aid:									
Student Financial Assistance	2,694	.....	2,694	2,694	.....	2,694	2,926	.....	2,926
Student Aid Administration	151	.....	151	151	.....	151	121	.....	121
Federal Direct Student Loans	(**)	.....	(**)	(**)	.....	(**)	.....	.....	.....
Federal Family Education Loans	-24	.....	-24	-24	.....	-24	-32	.....	-32
Other	1	1	1	1	1	1	1	.....	1
<b>Total--Office of Federal Student Aid</b>	<b>2,823</b>	<b>1</b>	<b>2,822</b>	<b>2,823</b>	<b>1</b>	<b>2,822</b>	<b>3,017</b>	<b>.....</b>	<b>3,017</b>
Institute of Education Sciences	49	.....	49	49	.....	49	38	.....	38
Departmental Management	44	.....	44	44	.....	44	46	.....	46
Proprietary Receipts from the Public	.....	4,867	-4,867	.....	4,867	-4,867	.....	2,577	-2,577
Intrabudgetary Transactions	5	.....	5	5	.....	5	-9	.....	-9
<b>Total--Department of Education</b>	<b>6,315</b>	<b>4,870</b>	<b>1,445</b>	<b>6,315</b>	<b>4,870</b>	<b>1,445</b>	<b>6,048</b>	<b>2,578</b>	<b>3,470</b>
<b>Department of Energy:</b>									
National Nuclear Security Administration:									
Naval Reactors	77	.....	77	77	.....	77	85	.....	85
Weapons Activities	746	.....	746	746	.....	746	895	.....	895
Defense Nuclear Nonproliferation	119	.....	119	119	.....	119	144	.....	144
Other	27	.....	27	27	.....	27	43	.....	43
Environmental and Other Defense Activities:									
Defense Environmental Cleanup	501	.....	501	501	.....	501	502	.....	502
Other Defense Activities	38	.....	38	38	.....	38	81	.....	81
Defense Nuclear Waste Disposal	(**)	.....	(**)	(**)	.....	(**)	(**)	.....	(**)
Energy Programs:									

**Table 5. Outlays of the U.S. Government, October 2016 and Other Periods - Continued**

Classification	This Month			Current Fiscal Year to Date			Prior Fiscal Year to Date		
	Gross Outlays	Applicable Receipts	Outlays	Gross Outlays	Applicable Receipts	Outlays	Gross Outlays	Applicable Receipts	Outlays
<b>Department of Energy: - Continued</b>									
Science	505	.....	505	505	.....	505	521	.....	521
Energy Supply	124	.....	124	124	.....	124	128	.....	128
Energy Efficiency and Renewable Energy	135	.....	135	135	.....	135	146	.....	146
Fossil Energy Research and Development	49	.....	49	49	.....	49	50	.....	50
Uranium Enrichment Decontamination and Decommissioning Fund	43	.....	43	43	.....	43	93	.....	93
Advanced Technology Vehicles Manufacturing Loan Program	(**)	.....	(**)	(**)	.....	(**)	(**)	.....	(**)
Title 17 Innovative Technology Loan Guarantee Program	3	.....	3	3	.....	3	1	.....	1
Other	73	7	66	73	7	66	82	7	75
<b>Total--Energy Programs</b>	<b>931</b>	<b>7</b>	<b>924</b>	<b>931</b>	<b>7</b>	<b>924</b>	<b>1,020</b>	<b>7</b>	<b>1,013</b>
Power Marketing Administration	250	303	-53	250	303	-53	294	345	-51
Departmental Administration	53	.....	53	53	.....	53	33	.....	33
Proprietary Receipts from the Public	.....	78	-78	.....	78	-78	.....	78	-78
Intrabudgetary Transactions	-109	.....	-109	-109	.....	-109	-123	.....	-123
<b>Total--Department of Energy</b>	<b>2,631</b>	<b>388</b>	<b>2,243</b>	<b>2,631</b>	<b>388</b>	<b>2,243</b>	<b>2,974</b>	<b>430</b>	<b>2,544</b>
<b>Department of Health and Human Services:</b>									
Food and Drug Administration	84	1	83	84	1	83	71	1	70
Health Resources and Services Administration	776	.....	776	776	.....	776	832	.....	832
Indian Health Service	232	.....	232	232	.....	232	406	.....	406
Centers for Disease Control and Prevention	502	.....	502	502	.....	502	542	.....	542
National Institutes of Health	2,219	.....	2,219	2,219	.....	2,219	2,218	.....	2,218
Substance Abuse and Mental Health Services Administration	170	.....	170	170	.....	170	237	.....	237
Agency for Healthcare Research and Quality	29	.....	29	29	.....	29	14	.....	14
Centers for Medicare and Medicaid Services:									
Grants to States for Medicaid	30,179	.....	30,179	30,179	.....	30,179	32,349	.....	32,349
Payments to Health Care Trust Funds	32,102	.....	32,102	32,102	.....	32,102	32,840	.....	32,840
Children's Health Insurance Fund	1,043	.....	1,043	1,043	.....	1,043	843	.....	843
State Grants and Demonstrations	48	.....	48	48	.....	48	60	.....	60
Federal Hospital Insurance Trust Fund:									
Benefit Payments	15,188	.....	15,188	15,188	.....	15,188	29,683	.....	29,683
Administrative Expenses	319	.....	319	319	.....	319	402	.....	402
<b>Total--Federal Hospital Insurance Trust Fund</b>	<b>15,507</b>	<b>.....</b>	<b>15,507</b>	<b>15,507</b>	<b>.....</b>	<b>15,507</b>	<b>30,085</b>	<b>.....</b>	<b>30,085</b>
Health Care Fraud and Abuse Control	103	.....	103	103	.....	103	93	.....	93
Federal Supplementary Medical Insurance Trust Fund:									
Benefit Payments	15,250	.....	15,250	15,250	.....	15,250	30,769	.....	30,769
Administrative Expenses	308	.....	308	308	.....	308	327	.....	327
Medicare Prescription Drugs:									
Benefit Payments	73	.....	73	73	.....	73	22,423	.....	22,423
Administrative Expenses	22	.....	22	22	.....	22	10	.....	10
<b>Total--Federal Supplementary Medical Insurance Trust Fund</b>	<b>15,653</b>	<b>.....</b>	<b>15,653</b>	<b>15,653</b>	<b>.....</b>	<b>15,653</b>	<b>53,529</b>	<b>.....</b>	<b>53,529</b>
Other	326	.....	326	326	.....	326	163	.....	163
<b>Total--Centers for Medicare and Medicaid Services</b>	<b>94,963</b>	<b>.....</b>	<b>94,963</b>	<b>94,963</b>	<b>.....</b>	<b>94,963</b>	<b>149,962</b>	<b>.....</b>	<b>149,962</b>
Administration for Children and Families:									
Temporary Assistance for Needy Families	1,648	.....	1,648	1,648	.....	1,648	1,137	.....	1,137
Contingency Fund	4	.....	4	4	.....	4	4	.....	4
Payments to States for Child Support Enforcement and Family Support Programs	216	.....	216	216	.....	216	239	.....	239
Low Income Home Energy Assistance	151	.....	151	151	.....	151	144	.....	144
Refugee and Entrant Assistance	148	.....	148	148	.....	148	74	.....	74
Child Care Entitlement to States	225	.....	225	225	.....	225	197	.....	197
Payments to States for the Child Care and Development Block Grant	212	.....	212	212	.....	212	155	.....	155
Social Services Block Grant	96	.....	96	96	.....	96	98	.....	98
Children and Families Services Programs	930	.....	930	930	.....	930	856	.....	856
Payments to States for Foster Care and Adoption Assistance	655	.....	655	655	.....	655	650	.....	650
Other	45	.....	45	45	.....	45	46	.....	46
<b>Total--Administration for Children and Families</b>	<b>4,331</b>	<b>.....</b>	<b>4,331</b>	<b>4,331</b>	<b>.....</b>	<b>4,331</b>	<b>3,599</b>	<b>.....</b>	<b>3,599</b>
Administration for Community Living	151	.....	151	151	.....	151	172	.....	172
Departmental Management	133	.....	133	133	.....	133	174	.....	174
Other	-164	.....	-164	-164	.....	-164	-141	.....	-141

**Table 5. Outlays of the U.S. Government, October 2016 and Other Periods - Continued**

Classification	This Month			Current Fiscal Year to Date			Prior Fiscal Year to Date		
	Gross Outlays	Applicable Receipts	Outlays	Gross Outlays	Applicable Receipts	Outlays	Gross Outlays	Applicable Receipts	Outlays
<b>Department of Health and Human Services: - Continued</b>									
Proprietary Receipts from the Public	.....	7,673	-7,673	.....	7,673	-7,673	.....	8,402	-8,402
Intrabudgetary Transactions:									
Payments for Health Insurance for the Aged:									
Federal Supplementary Medical Insurance Trust Fund	-32,102	.....	-32,102	-32,102	.....	-32,102	-32,838	.....	-32,838
Payments for Tax and Other Credits:									
Federal Hospital Insurance Trust Fund	-2	.....	-2	-2	.....	-2	-10	.....	-10
Other	49	.....	49	49	.....	49	80	.....	80
<b>Total--Department of Health and Human Services</b>	<b>71,371</b>	<b>7,674</b>	<b>63,697</b>	<b>71,371</b>	<b>7,674</b>	<b>63,697</b>	<b>125,317</b>	<b>8,403</b>	<b>116,914</b>
<b>Department of Homeland Security:</b>									
Departmental Management and Operations	98	.....	98	98	.....	98	84	.....	84
Citizenship and Immigration Services	274	.....	274	274	.....	274	277	.....	277
United States Secret Service	183	.....	183	183	.....	183	173	.....	173
Transportation Security Administration	236	.....	236	236	.....	236	268	.....	268
Immigration and Customs Enforcement	518	.....	518	518	.....	518	525	.....	525
U.S. Customs and Border Protection	1,014	1	1,013	1,014	1	1,013	949	1	948
United States Coast Guard	806	.....	806	806	.....	806	1,226	.....	1,226
National Protection and Programs Directorate	158	.....	158	158	.....	158	121	.....	121
Federal Emergency Management Agency:									
State and Local Programs	208	.....	208	208	.....	208	256	.....	256
Firefighter Assistance Grants	41	.....	41	41	.....	41	52	.....	52
Disaster Relief	658	.....	658	658	.....	658	361	.....	361
National Flood Insurance Fund	736	56	680	736	56	680	72	126	-54
Other	93	.....	93	93	.....	93	109	.....	109
<b>Total--Federal Emergency Management Agency</b>	<b>1,736</b>	<b>56</b>	<b>1,680</b>	<b>1,736</b>	<b>56</b>	<b>1,680</b>	<b>851</b>	<b>126</b>	<b>725</b>
Science and Technology	70	.....	70	70	.....	70	57	.....	57
Domestic Nuclear Detection Office	7	.....	7	7	.....	7	3	.....	3
Other	35	.....	35	35	.....	35	31	.....	31
Proprietary Receipts from the Public	.....	122	-122	.....	122	-122	.....	118	-118
Intrabudgetary Transactions	18	.....	18	18	.....	18	55	.....	55
Offsetting Governmental Receipts	.....	551	-551	.....	551	-551	.....	562	-562
<b>Total--Department of Homeland Security</b>	<b>5,151</b>	<b>729</b>	<b>4,422</b>	<b>5,151</b>	<b>729</b>	<b>4,422</b>	<b>4,619</b>	<b>807</b>	<b>3,812</b>
<b>Department of Housing and Urban Development:</b>									
Public and Indian Housing Programs:									
Tenant Based Rental Assistance	1,677	.....	1,677	1,677	.....	1,677	1,622	.....	1,622
Housing Certificate Fund	14	.....	14	14	.....	14	19	.....	19
Public Housing Capital Fund	130	.....	130	130	.....	130	143	.....	143
Public Housing Operating Fund	364	.....	364	364	.....	364	359	.....	359
Revitalization of Severely Distressed Public Housing (Hope VI)	5	.....	5	5	.....	5	6	.....	6
Native American Housing Block Grant	34	.....	34	34	.....	34	47	.....	47
Other	11	.....	11	11	.....	11	10	.....	10
<b>Total--Public and Indian Housing Programs</b>	<b>2,235</b>	<b>.....</b>	<b>2,235</b>	<b>2,235</b>	<b>.....</b>	<b>2,235</b>	<b>2,206</b>	<b>.....</b>	<b>2,206</b>
Community Planning and Development:									
Housing Opportunities for Persons with AIDS	22	.....	22	22	.....	22	24	.....	24
Community Development Fund	458	.....	458	458	.....	458	625	.....	625
Home Investment Partnership Program	73	.....	73	73	.....	73	81	.....	81
Neighborhood Stabilization Program	2	.....	2	2	.....	2	2	.....	2
Homeless Assistance Grants	136	.....	136	136	.....	136	153	.....	153
Other	6	.....	6	6	.....	6	7	.....	7
<b>Total--Community Planning and Development</b>	<b>697</b>	<b>.....</b>	<b>697</b>	<b>697</b>	<b>.....</b>	<b>697</b>	<b>892</b>	<b>.....</b>	<b>892</b>
Housing Programs:									
Credit Accounts:									
FHA-Mutual Mortgage Insurance Fund, Program Account	10	.....	10	10	.....	10	3	.....	3
FHA-Mutual Mortgage Insurance Capital Reserve Account	-1,079	.....	-1,079	-1,079	.....	-1,079	-872	.....	-872
FHA-Mutual Mortgage and Cooperative Housing Insurance Fund, Liquidating Account	3	2	1	3	2	1	4	3	1
FHA-General and Special Risk Fund, Liquidating Account	8	9	-2	8	9	-2	9	26	-17
Housing for the Elderly or Handicapped Fund, Liquidating Account	-15	4	-19	-15	4	-19	(**)	21	-21
HUD Project-Based Rental Assistance	919	.....	919	919	.....	919	868	.....	868
Housing for the Elderly	59	.....	59	59	.....	59	58	.....	58
Housing for Persons with Disabilities	16	.....	16	16	.....	16	19	.....	19
Other Assisted Housing Programs	13	.....	13	13	.....	13	19	.....	19
Other	5	2	3	5	2	3	5	1	3
<b>Total--Housing Programs</b>	<b>-61</b>	<b>18</b>	<b>-79</b>	<b>-61</b>	<b>18</b>	<b>-79</b>	<b>111</b>	<b>51</b>	<b>61</b>

**Table 5. Outlays of the U.S. Government, October 2016 and Other Periods - Continued**

Classification	This Month			Current Fiscal Year to Date			Prior Fiscal Year to Date		
	Gross Outlays	Applicable Receipts	Outlays	Gross Outlays	Applicable Receipts	Outlays	Gross Outlays	Applicable Receipts	Outlays
<b>Department of Housing and Urban Development: - Continued</b>									
Government National Mortgage Association:									
Guarantees of Mortgage-Backed Securities	-5	(**)	-5	-5	(**)	-5	2	(**)	2
Management and Administration	140	.....	140	140	.....	140	107	.....	107
Other	23	.....	23	23	.....	23	18	.....	18
Proprietary Receipts from the Public:									
FHA-General and Special Risk Fund	.....	38	-38	.....	38	-38	.....	56	-56
Other	.....	1	-1	.....	1	-1	.....	22	-22
Intrabudgetary Transactions	(**)	.....	(**)	(**)	.....	(**)	11	.....	11
Offsetting Governmental Receipts	.....	1	-1	.....	1	-1	.....	1	-1
<b>Total--Department of Housing and Urban Development</b>	<b>3,030</b>	<b>58</b>	<b>2,971</b>	<b>3,030</b>	<b>58</b>	<b>2,971</b>	<b>3,346</b>	<b>130</b>	<b>3,216</b>
<b>Department of the Interior:</b>									
Land and Minerals Management:									
Bureau of Land Management:									
Management of Lands and Resources	72	.....	72	72	.....	72	69	.....	69
Other	29	6	23	29	6	23	24	77	-52
Bureau of Ocean Energy Management	7	.....	7	7	.....	7	4	.....	4
Office of Surface Mining Reclamation and Enforcement	40	.....	40	40	.....	40	44	.....	44
<b>Total--Land and Minerals Management</b>	<b>147</b>	<b>6</b>	<b>141</b>	<b>147</b>	<b>6</b>	<b>141</b>	<b>142</b>	<b>77</b>	<b>65</b>
Water and Science:									
Bureau of Reclamation:									
Water and Related Resources	70	.....	70	70	.....	70	52	.....	52
Other	38	10	28	38	10	28	49	19	30
Central Utah Project	(**)	.....	(**)	(**)	.....	(**)	(**)	.....	(**)
United States Geological Survey	92	.....	92	92	.....	92	98	.....	98
<b>Total--Water and Science</b>	<b>200</b>	<b>10</b>	<b>190</b>	<b>200</b>	<b>10</b>	<b>190</b>	<b>199</b>	<b>19</b>	<b>180</b>
Fish and Wildlife and Parks:									
United States Fish and Wildlife Service	217	.....	217	217	.....	217	179	.....	179
National Park Service	239	.....	239	239	.....	239	228	.....	228
<b>Total--Fish and Wildlife and Parks</b>	<b>456</b>	<b>.....</b>	<b>456</b>	<b>456</b>	<b>.....</b>	<b>456</b>	<b>407</b>	<b>.....</b>	<b>407</b>
Indian Affairs:									
Bureau of Indian Affairs and Bureau of Indian Education	161	(**)	161	161	(**)	161	132	(**)	132
<b>Total--Indian Affairs</b>	<b>161</b>	<b>(**)</b>	<b>161</b>	<b>161</b>	<b>(**)</b>	<b>161</b>	<b>132</b>	<b>(**)</b>	<b>132</b>
Departmental Offices:									
Mineral Leasing and Associated Payments	250	.....	250	250	.....	250	332	.....	332
Other	35	.....	35	35	.....	35	58	.....	58
Insular Affairs	76	.....	76	76	.....	76	66	.....	66
Office of the Special Trustee for American Indians	105	.....	105	105	.....	105	9	.....	9
Department-Wide Programs	175	.....	175	175	.....	175	210	.....	210
<b>Total--Departmental Offices</b>	<b>641</b>	<b>.....</b>	<b>641</b>	<b>641</b>	<b>.....</b>	<b>641</b>	<b>675</b>	<b>.....</b>	<b>675</b>
Other	24	.....	24	24	.....	24	18	.....	18
Proprietary Receipts from the Public	.....	548	-548	.....	548	-548	.....	565	-565
Intrabudgetary Transactions	-2	.....	-2	-2	.....	-2	3	.....	3
<b>Total--Department of the Interior</b>	<b>1,627</b>	<b>564</b>	<b>1,062</b>	<b>1,627</b>	<b>564</b>	<b>1,062</b>	<b>1,576</b>	<b>661</b>	<b>915</b>
<b>Department of Justice:</b>									
General Administration	114	.....	114	114	.....	114	125	.....	125
Legal Activities and U.S. Marshals:									
General Legal Activities	177	.....	177	177	.....	177	84	.....	84
United States Attorneys	151	.....	151	151	.....	151	152	.....	152
United States Marshals Service	88	.....	88	88	.....	88	60	.....	60
Assets Forfeiture Fund	36	.....	36	36	.....	36	55	.....	55
Other	133	.....	133	133	.....	133	146	.....	146
Federal Bureau of Investigation	686	.....	686	686	.....	686	656	.....	656
Drug Enforcement Administration	194	.....	194	194	.....	194	200	.....	200
Bureau of Alcohol, Tobacco, Firearms, and Explosives	97	.....	97	97	.....	97	104	.....	104
Federal Prison System	557	30	527	557	30	527	586	30	555
Office of Justice Programs:									
State and Local Law Enforcement Assistance	104	.....	104	104	.....	104	227	.....	227
Community Oriented Policing Services	21	.....	21	21	.....	21	18	.....	18
Crime Victims Fund	75	.....	75	75	.....	75	52	.....	52
Other	94	.....	94	94	.....	94	86	.....	86
Other	16	.....	16	16	.....	16	22	.....	22
Proprietary Receipts from the Public	.....	82	-82	.....	82	-82	.....	81	-81
Intrabudgetary Transactions	-122	.....	-122	-122	.....	-122	-271	.....	-271
Offsetting Governmental Receipts	.....	23	-23	.....	23	-23	.....	23	-23
<b>Total--Department of Justice</b>	<b>2,420</b>	<b>135</b>	<b>2,285</b>	<b>2,420</b>	<b>135</b>	<b>2,285</b>	<b>2,301</b>	<b>134</b>	<b>2,167</b>

**Table 5. Outlays of the U.S. Government, October 2016 and Other Periods - Continued**

Classification	This Month			Current Fiscal Year to Date			Prior Fiscal Year to Date		
	Gross Outlays	Applicable Receipts	Outlays	Gross Outlays	Applicable Receipts	Outlays	Gross Outlays	Applicable Receipts	Outlays
<b>Department of Labor:</b>									
Employment and Training Administration:									
Training and Employment Services	241	.....	241	241	.....	241	250	.....	250
Office of Job Corps	136	.....	136	136	.....	136	143	.....	143
Community Service Employment for Older Americans	32	.....	32	32	.....	32	35	.....	35
Federal Unemployment Benefits and Allowances	34	.....	34	34	.....	34	34	.....	34
Federal Additional Unemployment Compensation Program-Recovery Act	(**)	.....	(**)	(**)	.....	(**)	(**)	.....	(**)
State Unemployment Insurance and Employment Service Operations	-9	.....	-9	-9	.....	-9	-111	.....	-111
Payments to the Unemployment Trust Fund	7	.....	7	7	.....	7	.....	.....	.....
Program Administration	7	.....	7	7	.....	7	7	.....	7
Unemployment Trust Fund:									
Federal-State Unemployment Insurance:									
State Unemployment Benefits	2,105	.....	2,105	2,105	.....	2,105	2,142	.....	2,142
State Administrative Expenses	270	.....	270	270	.....	270	342	.....	342
Federal Administrative Expenses	15	.....	15	15	.....	15	10	.....	10
Other	24	.....	24	24	.....	24	38	.....	38
Total--Unemployment Trust Fund	2,414	.....	2,414	2,414	.....	2,414	2,532	.....	2,532
Other	24	.....	24	24	.....	24	33	.....	33
Total--Employment and Training Administration	2,886	.....	2,886	2,886	.....	2,886	2,923	.....	2,923
Pension Benefit Guaranty Corporation	522	5,610	-5,088	522	5,610	-5,088	507	5,819	-5,312
Office of Workers' Compensation Programs:									
Special Benefits	-1,143	.....	-1,143	-1,143	.....	-1,143	-1,165	.....	-1,165
Energy Employees Occupational Illness Compensation Fund	81	.....	81	81	.....	81	90	.....	90
Special Benefits for Disabled Coal Miners	8	.....	8	8	.....	8	9	.....	9
Black Lung Disability Trust Fund	17	.....	17	17	.....	17	17	.....	17
Other	25	.....	25	25	.....	25	25	.....	25
Wage and Hour Division	17	.....	17	17	.....	17	18	.....	18
Occupational Safety and Health Administration	36	.....	36	36	.....	36	36	.....	36
Mine Safety and Health Administration	26	.....	26	26	.....	26	25	.....	25
Bureau of Labor Statistics	34	.....	34	34	.....	34	32	.....	32
Departmental Management	82	.....	82	82	.....	82	93	.....	93
Other	22	.....	22	22	.....	22	23	.....	23
Proprietary Receipts from the Public	.....	(**)	(**)	.....	(**)	(**)	.....	(**)	(**)
Intrabudgetary Transactions	-7	.....	-7	-7	.....	-7	37	.....	37
<b>Total--Department of Labor</b>	<b>2,605</b>	<b>5,610</b>	<b>-3,005</b>	<b>2,605</b>	<b>5,610</b>	<b>-3,005</b>	<b>2,669</b>	<b>5,818</b>	<b>-3,149</b>
<b>Department of State:</b>									
Administration of Foreign Affairs:									
Diplomatic and Consular Programs	387	.....	387	387	.....	387	734	.....	734
Educational and Cultural Exchange Programs	85	.....	85	85	.....	85	49	.....	49
Embassy Security, Construction, and Maintenance	155	.....	155	155	.....	155	156	.....	156
Payment to Foreign Service Retirement and Disability Fund	136	.....	136	136	.....	136	.....	.....	.....
Foreign Service Retirement and Disability Fund	77	.....	77	77	.....	77	77	.....	77
Other	200	.....	200	200	.....	200	-51	.....	-51
Total--Administration of Foreign Affairs	1,040	.....	1,040	1,040	.....	1,040	965	.....	965
International Organizations and Conferences	220	.....	220	220	.....	220	140	.....	140
Global Health and Child Survival	472	.....	472	472	.....	472	1,134	.....	1,134
Migration and Refugee Assistance	234	.....	234	234	.....	234	260	.....	260
International Narcotics Control and Law Enforcement	88	.....	88	88	.....	88	88	.....	88
Andean Counterdrug Programs	1	.....	1	1	.....	1	(**)	.....	(**)
Other	24	.....	24	24	.....	24	41	.....	41
Proprietary Receipts from the Public	.....	-11	11	.....	-11	11	.....	15	-15
Intrabudgetary Transactions	-227	.....	-227	-227	.....	-227	-28	.....	-28
<b>Total--Department of State</b>	<b>1,852</b>	<b>-11</b>	<b>1,863</b>	<b>1,852</b>	<b>-11</b>	<b>1,863</b>	<b>2,598</b>	<b>15</b>	<b>2,583</b>
<b>Department of Transportation:</b>									
Office of the Secretary:									
Operations	615	.....	615	615	.....	615	290	.....	290
Airport and Airway Trust Fund:									
Grants-In-Aid for Airports	304	.....	304	304	.....	304	371	.....	371

**Table 5. Outlays of the U.S. Government, October 2016 and Other Periods - Continued**

Classification	This Month			Current Fiscal Year to Date			Prior Fiscal Year to Date		
	Gross Outlays	Applicable Receipts	Outlays	Gross Outlays	Applicable Receipts	Outlays	Gross Outlays	Applicable Receipts	Outlays
<b>Department of Transportation: - Continued</b>									
Facilities and Equipment	126	.....	126	126	.....	126	171	.....	171
Research, Engineering, and Development	9	.....	9	9	.....	9	11	.....	11
Trust Fund Share of FAA Operations	40	.....	40	40	.....	40	400	.....	400
Total--Airport and Airway Trust Fund	479	.....	479	479	.....	479	952	.....	952
Other	2	20	-18	2	20	-18	-17	.....	-17
Total--Federal Aviation Administration	1,096	20	1,076	1,096	20	1,076	1,225	.....	1,225
Federal Highway Administration:									
Highway Trust Fund:									
Federal-Aid Highways	4,054	.....	4,054	4,054	.....	4,054	2,238	.....	2,238
Other	(**)	.....	(**)	(**)	.....	(**)	(**)	.....	(**)
Other Programs	23	.....	23	23	.....	23	16	.....	16
Total--Federal Highway Administration	4,077	.....	4,077	4,077	.....	4,077	2,254	.....	2,254
Federal Motor Carrier Safety Administration	40	.....	40	40	.....	40	40	.....	40
National Highway Traffic Safety Administration	73	.....	73	73	.....	73	74	.....	74
Federal Railroad Administration:									
Capital and Debt Service Grants to the National Railroad									
Passenger Corporation	15	.....	15	15	.....	15	9	.....	9
Capital Assistance for High Speed Rail Corridors and									
Intercity Passenger Rail Service	225	.....	225	225	.....	225	29	.....	29
Other	29	.....	29	29	.....	29	25	.....	25
Total--Federal Railroad Administration	270	.....	270	270	.....	270	63	.....	63
Federal Transit Administration:									
Formula Grants	3	.....	3	3	.....	3	1	.....	1
Capital Investment Grants	76	.....	76	76	.....	76	65	.....	65
Transit Formula Grants	502	.....	502	502	.....	502	423	.....	423
Transit Capital Assistance, Recovery Act	.....	.....	.....	.....	.....	.....	(**)	.....	(**)
Other	59	.....	59	59	.....	59	28	.....	28
Total--Federal Transit Administration	640	.....	640	640	.....	640	518	.....	518
Maritime Administration	42	(**)	41	42	(**)	41	36	.....	36
Other	44	3	41	44	3	41	23	3	21
Proprietary Receipts from the Public	.....	27	-27	.....	27	-27	.....	18	-18
Intrabudgetary Transactions:									
Other	-93	.....	-93	-93	.....	-93	(**)	.....	(**)
Offsetting Governmental Receipts	.....	(**)	(**)	.....	(**)	(**)	.....	(**)	(**)
<b>Total--Department of Transportation</b>	<b>6,181</b>	<b>50</b>	<b>6,131</b>	<b>6,181</b>	<b>50</b>	<b>6,131</b>	<b>4,220</b>	<b>21</b>	<b>4,199</b>
<b>Department of the Treasury:</b>									
Departmental Offices:									
Exchange Stabilization Fund	.....	24	-24	.....	24	-24	.....	20	-20
Grants for Specified Energy Property in Lieu of Tax									
Credit	34	.....	34	34	.....	34	.....	.....	.....
Housing and Economic Recovery Programs	.....	.....	.....	.....	.....	.....	(**)	.....	(**)
Troubled Asset Relief Program	316	.....	316	316	.....	316	345	.....	345
Other	118	.....	118	118	.....	118	138	.....	138
Bureau of the Fiscal Service:									
Payment to the Resolution Funding Corporation	662	.....	662	662	.....	662	662	.....	662
Financial Agent Services	68	.....	68	68	.....	68	56	.....	56
Interest Paid to Credit Financing Accounts	13	.....	13	13	.....	13	.....	.....	.....
Claims, Judgements, and Relief Acts	483	.....	483	483	.....	483	280	.....	280
Other	38	(**)	38	38	(**)	38	36	1	36
Total--Bureau of the Fiscal Service	1,265	(**)	1,265	1,265	(**)	1,265	1,035	1	1,034
Federal Financing Bank	-67	.....	-67	-67	.....	-67	-84	.....	-84
Alcohol and Tobacco Tax and Trade Bureau:									
Salaries and Expenses	9	.....	9	9	.....	9	8	.....	8
Internal Revenue Collections for Puerto Rico	29	.....	29	29	.....	29	24	.....	24
Bureau of Engraving and Printing	-7	.....	-7	-7	.....	-7	6	.....	6
United States Mint	326	394	-68	326	394	-68	309	256	53
Internal Revenue Service:									
Taxpayer Services	169	.....	169	169	.....	169	155	.....	155
Enforcement	355	.....	355	355	.....	355	366	.....	366
Operations Support	369	.....	369	369	.....	369	338	.....	338
Build America Bond Payments, Recovery Act	313	.....	313	313	.....	313	154	.....	154
Refundable Premium Tax Credits and Cost Sharing	.....	.....	.....	.....	.....	.....	.....	.....	.....
Reductions	2,506	.....	2,506	2,506	.....	2,506	2,305	.....	2,305

**Table 5. Outlays of the U.S. Government, October 2016 and Other Periods - Continued**

Classification	This Month			Current Fiscal Year to Date			Prior Fiscal Year to Date		
	Gross Outlays	Applicable Receipts	Outlays	Gross Outlays	Applicable Receipts	Outlays	Gross Outlays	Applicable Receipts	Outlays
<b>Department of the Treasury: - Continued</b>									
Payment Where Earned Income Credit Exceeds Liability for Tax	146	.....	146	146	.....	146	69	.....	69
Payment Where Child Tax Credit Exceeds Liability for Tax	68	.....	68	68	.....	68	49	.....	49
Payment Where American Opportunity Tax Credit Exceeds Liability for Tax	16	.....	16	16	.....	16	12	.....	12
Refunding Internal Revenue Collections, Interest	92	.....	92	92	.....	92	183	.....	183
Other	128	(**)	128	128	(**)	128	50	.....	50
<b>Total--Internal Revenue Service</b>	<b>4,162</b>	<b>(**)</b>	<b>4,162</b>	<b>4,162</b>	<b>(**)</b>	<b>4,162</b>	<b>3,680</b>	<b>.....</b>	<b>3,680</b>
Comptroller of the Currency	105	5	100	105	5	100	94	2	92
Interest on the Public Debt:									
Interest on Treasury Debt Securities (Gross):									
Public Issues (Accrual Basis)	22,956	.....	22,956	22,956	.....	22,956	19,611	.....	19,611
Special Issues (Cash Basis)	87	.....	87	87	.....	87	-2,821	.....	-2,821
<b>Total--Interest on Treasury Debt Securities (Gross)</b>	<b>23,043</b>	<b>.....</b>	<b>23,043</b>	<b>23,043</b>	<b>.....</b>	<b>23,043</b>	<b>16,790</b>	<b>.....</b>	<b>16,790</b>
<b>Total--Interest on the Public Debt</b>	<b>23,043</b>	<b>.....</b>	<b>23,043</b>	<b>23,043</b>	<b>.....</b>	<b>23,043</b>	<b>16,790</b>	<b>.....</b>	<b>16,790</b>
Other	7	.....	7	7	.....	7	9	.....	9
Proprietary Receipts from the Public	.....	107	-107	.....	107	-107	.....	90	-90
Intrabudgetary Transactions	16	.....	16	16	.....	16	-698	.....	-698
<b>Total--Department of the Treasury</b>	<b>29,356</b>	<b>529</b>	<b>28,827</b>	<b>29,356</b>	<b>529</b>	<b>28,827</b>	<b>21,655</b>	<b>368</b>	<b>21,287</b>
<b>Department of Veterans Affairs:</b>									
Joint DOD-VA Medical Facility Demonstration Fund	33	.....	33	33	.....	33	25	.....	25
Veterans Health Administration:									
Veterans Choice Fund, Veterans Health Administration	317	.....	317	317	.....	317	351	.....	351
Medical Services	4,122	.....	4,122	4,122	.....	4,122	3,618	.....	3,618
Medical Support and Compliance	458	.....	458	458	.....	458	455	.....	455
Medical Facilities	395	.....	395	395	.....	395	390	.....	390
Other	100	39	61	100	39	61	96	37	60
Benefits Programs:									
Public Enterprise Funds:									
Housing Accounts	(**)	1	-1	(**)	1	-1	(**)	1	-1
Other	62	62	(**)	62	62	(**)	93	87	6
Compensation and Pensions	537	.....	537	537	.....	537	12,313	.....	12,313
Readjustment Benefits	796	.....	796	796	.....	796	2,147	.....	2,147
Veterans Housing Benefit Program Fund	62	.....	62	62	.....	62	20	.....	20
Insurance Funds:									
National Service Life	64	.....	64	64	.....	64	74	.....	74
Veterans Special Life	13	1	12	13	1	12	14	1	13
Other	2	.....	2	2	.....	2	1	.....	1
<b>Total--Benefits Programs</b>	<b>1,535</b>	<b>65</b>	<b>1,470</b>	<b>1,535</b>	<b>65</b>	<b>1,470</b>	<b>14,663</b>	<b>89</b>	<b>14,573</b>
Departmental Administration:									
Construction	90	.....	90	90	.....	90	724	.....	724
Information Technology Systems	360	.....	360	360	.....	360	337	.....	337
General Operating Expenses	244	.....	244	244	.....	244	216	.....	216
Other	107	.....	107	107	.....	107	126	.....	126
Proprietary Receipts from the Public:									
National Service Life	.....	5	-5	.....	5	-5	.....	6	-6
Other	.....	305	-305	.....	305	-305	.....	233	-233
Intrabudgetary Transactions	-6	.....	-6	-6	.....	-6	-4	.....	-4
<b>Total--Department of Veterans Affairs</b>	<b>7,754</b>	<b>414</b>	<b>7,340</b>	<b>7,754</b>	<b>414</b>	<b>7,340</b>	<b>20,998</b>	<b>365</b>	<b>20,633</b>
<b>Corps of Engineers:</b>									
Construction	140	.....	140	140	.....	140	-428	.....	-428
Operation and Maintenance	206	.....	206	206	.....	206	232	.....	232
Flood Control and Coastal Emergencies	40	.....	40	40	.....	40	53	.....	53
Rivers and Harbors Contributed Funds	26	.....	26	26	.....	26	31	.....	31
Other	114	.....	114	114	.....	114	241	.....	241
Proprietary Receipts from the Public	.....	56	-56	.....	56	-56	.....	43	-43
Intrabudgetary Transactions	(**)	.....	(**)	(**)	.....	(**)	(**)	.....	(**)
<b>Total--Corps of Engineers</b>	<b>526</b>	<b>56</b>	<b>470</b>	<b>526</b>	<b>56</b>	<b>470</b>	<b>129</b>	<b>43</b>	<b>86</b>
<b>Other Defense Civil Programs:</b>									
Military Retirement:									
Payment to Military Retirement Fund	81,192	.....	81,192	81,192	.....	81,192	79,289	.....	79,289
Military Retirement Fund	425	.....	425	425	.....	425	9,110	.....	9,110

**Table 5. Outlays of the U.S. Government, October 2016 and Other Periods - Continued**

Classification	This Month			Current Fiscal Year to Date			Prior Fiscal Year to Date		
	Gross Outlays	Applicable Receipts	Outlays	Gross Outlays	Applicable Receipts	Outlays	Gross Outlays	Applicable Receipts	Outlays
<b>Other Defense Civil Programs: - Continued</b>									
Retiree Health Care:									
Payment to Department of Defense Medicare-Eligible Retiree Health Care Fund	5,670	.....	5,670	5,670	.....	5,670	3,324	.....	3,324
Department of Defense Medicare-Eligible Retiree Health Care Fund	1,233	.....	1,233	1,233	.....	1,233	1,263	.....	1,263
Educational Benefits	29	.....	29	29	.....	29	34	.....	34
Other	18	.....	18	18	.....	18	15	.....	15
Proprietary Receipts from the Public	.....	2	-2	.....	2	-2	.....	2	-2
Intrabudgetary Transactions	-88,410	.....	-88,410	-88,410	.....	-88,410	-83,526	.....	-83,526
<b>Total--Other Defense Civil Programs</b>	<b>158</b>	<b>2</b>	<b>156</b>	<b>158</b>	<b>2</b>	<b>156</b>	<b>9,510</b>	<b>2</b>	<b>9,508</b>
<b>Environmental Protection Agency:</b>									
Science and Technology	59	.....	59	59	.....	59	72	.....	72
Environmental Programs and Management	187	.....	187	187	.....	187	200	.....	200
State and Tribal Assistance Grants	309	.....	309	309	.....	309	446	.....	446
Hazardous Substance Superfund	91	.....	91	91	.....	91	87	.....	87
Other	56	(**)	56	56	(**)	56	-55	(**)	-55
Proprietary Receipts from the Public	.....	14	-14	.....	14	-14	.....	1	-1
Intrabudgetary Transactions	40	.....	40	40	.....	40	100	.....	100
Offsetting Governmental Receipts	.....	1	-1	.....	1	-1	.....	1	-1
<b>Total--Environmental Protection Agency</b>	<b>742</b>	<b>15</b>	<b>727</b>	<b>742</b>	<b>15</b>	<b>727</b>	<b>850</b>	<b>2</b>	<b>848</b>
<b>Executive Office of the President:</b>									
The White House	4	.....	4	4	.....	4	5	.....	5
Office of Management and Budget	8	.....	8	8	.....	8	7	.....	7
Unanticipated Needs	2	.....	2	2	.....	2	1	.....	1
Other	17	.....	17	17	.....	17	18	.....	18
Proprietary Receipts from the Public	.....	(**)	(**)	.....	(**)	(**)	.....	(**)	(**)
Intrabudgetary Transactions	(**)	.....	(**)	(**)	.....	(**)	(**)	.....	(**)
<b>Total--Executive Office of the President</b>	<b>31</b>	<b>(**)</b>	<b>31</b>	<b>31</b>	<b>(**)</b>	<b>31</b>	<b>31</b>	<b>(**)</b>	<b>31</b>
<b>General Services Administration:</b>									
Real Property Activities	-77	.....	-77	-77	.....	-77	-39	.....	-39
Supply and Technology Activities	-135	.....	-135	-135	.....	-135	3	.....	3
General Activities	38	.....	38	38	.....	38	23	.....	23
Proprietary Receipts from the Public	.....	22	-22	.....	22	-22	.....	19	-19
Intrabudgetary Transactions	-3	.....	-3	-3	.....	-3	-3	.....	-3
<b>Total--General Services Administration</b>	<b>-177</b>	<b>22</b>	<b>-199</b>	<b>-177</b>	<b>22</b>	<b>-199</b>	<b>-15</b>	<b>19</b>	<b>-34</b>
<b>International Assistance Programs:</b>									
Millennium Challenge Corporation	40	.....	40	40	.....	40	63	.....	63
International Security Assistance:									
Foreign Military Financing Program	1,116	.....	1,116	1,116	.....	1,116	225	.....	225
Economic Support Fund	217	.....	217	217	.....	217	347	.....	347
Other	85	.....	85	85	.....	85	101	(**)	101
<b>Total--International Security Assistance</b>	<b>1,419</b>	.....	<b>1,419</b>	<b>1,419</b>	.....	<b>1,419</b>	<b>673</b>	<b>(**)</b>	<b>672</b>
Multilateral Assistance:									
Other	298	.....	298	298	.....	298	19	.....	19
<b>Total--Multilateral Assistance</b>	<b>298</b>	.....	<b>298</b>	<b>298</b>	.....	<b>298</b>	<b>19</b>	.....	<b>19</b>
Agency for International Development:									
Development Assistance Program	195	.....	195	195	.....	195	203	.....	203
Assistance for Europe, Eurasia and Central Asia	6	.....	6	6	.....	6	4	.....	4
International Disaster Assistance	264	.....	264	264	.....	264	184	.....	184
Operating Expenses	62	.....	62	62	.....	62	77	.....	77
Other	27	(**)	27	27	(**)	27	-495	.....	-495
Proprietary Receipts from the Public	.....	(**)	(**)	.....	(**)	(**)	.....	(**)	(**)
Intrabudgetary Transactions	-41	.....	-41	-41	.....	-41	1	.....	1
<b>Total--Agency for International Development</b>	<b>514</b>	<b>(**)</b>	<b>514</b>	<b>514</b>	<b>(**)</b>	<b>514</b>	<b>-27</b>	<b>(**)</b>	<b>-27</b>
Overseas Private Investment Corporation:									
Overseas Private Investment Corporation Accounts	14	12	2	14	12	2	7	1	6
Proprietary Receipts from the Public	.....	33	-33	.....	33	-33	.....	2	-2
<b>Total--Overseas Private Investment Corporation</b>	<b>14</b>	<b>46</b>	<b>-32</b>	<b>14</b>	<b>46</b>	<b>-32</b>	<b>7</b>	<b>3</b>	<b>4</b>
Peace Corps	29	(**)	29	29	(**)	29	25	(**)	25
International Monetary Programs	.....	.....	.....	.....	.....	.....	46	.....	46
Military Sales Program:									
Foreign Military Sales Trust Fund	2,012	.....	2,012	2,012	.....	2,012	1,992	.....	1,992



**Table 5. Outlays of the U.S. Government, October 2016 and Other Periods - Continued**

Classification	This Month			Current Fiscal Year to Date			Prior Fiscal Year to Date		
	Gross Outlays	Applicable Receipts	Outlays	Gross Outlays	Applicable Receipts	Outlays	Gross Outlays	Applicable Receipts	Outlays
<b>International Assistance Programs: - Continued</b>									
Other	4	.....	4	4	.....	4	1	156	-156
Proprietary Receipts from the Public	.....	2,103	-2,103	.....	2,103	-2,103	.....	2,965	-2,965
Other	10	(**)	10	10	(**)	10	10	(**)	10
<b>Total--International Assistance Programs</b>	<b>4,340</b>	<b>2,149</b>	<b>2,191</b>	<b>4,340</b>	<b>2,149</b>	<b>2,191</b>	<b>2,808</b>	<b>3,125</b>	<b>-316</b>
<b>National Aeronautics and Space Administration:</b>									
Science	416	.....	416	416	.....	416	447	.....	447
Aeronautics	49	.....	49	49	.....	49	50	.....	50
Exploration	207	.....	207	207	.....	207	306	.....	306
Cross Agency Support	205	.....	205	205	.....	205	163	.....	163
Space Operations	288	.....	288	288	.....	288	235	.....	235
Other	111	.....	111	111	.....	111	116	.....	116
Proprietary Receipts from the Public	.....	(**)	(**)	.....	(**)	(**)	.....	(**)	(**)
Intrabudgetary Transactions	(**)	.....	(**)	(**)	.....	(**)	(**)	.....	(**)
<b>Total--National Aeronautics and Space Administration</b>	<b>1,276</b>	<b>(**)</b>	<b>1,276</b>	<b>1,276</b>	<b>(**)</b>	<b>1,276</b>	<b>1,318</b>	<b>(**)</b>	<b>1,318</b>
<b>National Science Foundation:</b>									
Research and Related Activities	494	.....	494	494	.....	494	434	.....	434
Education and Human Resources	84	.....	84	84	.....	84	88	.....	88
Other	48	.....	48	48	.....	48	18	.....	18
Proprietary Receipts from the Public	.....	2	-2	.....	2	-2	.....	2	-2
<b>Total--National Science Foundation</b>	<b>625</b>	<b>2</b>	<b>623</b>	<b>625</b>	<b>2</b>	<b>623</b>	<b>540</b>	<b>2</b>	<b>538</b>
<b>Office of Personnel Management:</b>									
Government Payment for Annuityants, Employees Health and Life Insurance Benefits									
	1,317	.....	1,317	1,317	.....	1,317	987	.....	987
Civil Service Retirement and Disability Fund	7,111	.....	7,111	7,111	.....	7,111	7,060	.....	7,060
Employees Life Insurance Fund	222	263	-41	222	263	-41	253	276	-22
Employees and Retired Employees Health Benefits Fund	4,156	4,201	-45	4,156	4,201	-45	4,073	3,979	94
Other	47	.....	47	47	.....	47	14	.....	14
Proprietary Receipts from the Public	.....	(**)	(**)	.....	(**)	(**)	.....	(**)	(**)
Intrabudgetary Transactions:									
Civil Service Retirement and Disability Fund:									
Other	-3	.....	-3	-3	.....	-3	-4	.....	-4
<b>Total--Office of Personnel Management</b>	<b>12,850</b>	<b>4,465</b>	<b>8,386</b>	<b>12,850</b>	<b>4,465</b>	<b>8,386</b>	<b>12,383</b>	<b>4,254</b>	<b>8,129</b>
<b>Small Business Administration:</b>									
Salaries and Expenses	53	(**)	53	53	(**)	53	52	.....	52
Business Loans Program	1	(**)	1	1	(**)	1	4	(**)	3
Disaster Loans Program	13	(**)	13	13	(**)	13	2	(**)	2
Other	11	2	8	11	2	8	12	2	11
Proprietary Receipts from the Public	.....	-1	1	.....	-1	1	.....	(**)	(**)
Intrabudgetary Transactions	(**)	.....	(**)	(**)	.....	(**)	(**)	.....	(**)
<b>Total--Small Business Administration</b>	<b>77</b>	<b>2</b>	<b>75</b>	<b>77</b>	<b>2</b>	<b>75</b>	<b>70</b>	<b>2</b>	<b>68</b>
<b>Social Security Administration:</b>									
Payments to Social Security Trust Funds	8,842	.....	8,842	8,842	.....	8,842	8,330	.....	8,330
Supplemental Security Income Program	282	.....	282	282	.....	282	9,056	.....	9,056
Federal Old-Age and Survivors Insurance Trust Fund (Off-Budget):									
Benefit Payments	65,151	.....	65,151	65,151	.....	65,151	62,377	.....	62,377
Administrative Expenses	281	.....	281	281	.....	281	267	.....	267
<b>Total--Federal Old-Age and Survivors Insurance Trust Fund (Off-Budget)</b>	<b>65,433</b>	<b>.....</b>	<b>65,433</b>	<b>65,433</b>	<b>.....</b>	<b>65,433</b>	<b>62,644</b>	<b>.....</b>	<b>62,644</b>
Federal Disability Insurance Trust Fund (Off-Budget):									
Benefit Payments	11,976	.....	11,976	11,976	.....	11,976	11,913	.....	11,913
Administrative Expenses	213	.....	213	213	.....	213	204	.....	204
<b>Total--Federal Disability Insurance Trust Fund (Off-Budget)</b>	<b>12,189</b>	<b>.....</b>	<b>12,189</b>	<b>12,189</b>	<b>.....</b>	<b>12,189</b>	<b>12,117</b>	<b>.....</b>	<b>12,117</b>
Other	-11	.....	-11	-11	.....	-11	13	.....	13
Proprietary Receipts from the Public:									
On-Budget	.....	1	-1	.....	1	-1	.....	37	-37
Off-Budget	.....	2	-2	.....	2	-2	.....	3	-3
Intrabudgetary Transactions:									
Off-Budget <sup>1</sup>	-8,842	.....	-8,842	-8,842	.....	-8,842	-8,330	.....	-8,330
<b>Total--Social Security Administration</b>	<b>77,893</b>	<b>2</b>	<b>77,890</b>	<b>77,893</b>	<b>2</b>	<b>77,890</b>	<b>83,831</b>	<b>39</b>	<b>83,791</b>
<b>Independent Agencies:</b>									
Broadcasting Board of Governors	45	(**)	45	45	(**)	45	42	(**)	42

**Table 5. Outlays of the U.S. Government, October 2016 and Other Periods - Continued**

Classification	This Month			Current Fiscal Year to Date			Prior Fiscal Year to Date		
	Gross Outlays	Applicable Receipts	Outlays	Gross Outlays	Applicable Receipts	Outlays	Gross Outlays	Applicable Receipts	Outlays
<b>Independent Agencies: - Continued</b>									
Bureau of Consumer Financial Protection	63	.....	63	63	.....	63	50	(**)	50
Corporation for National and Community Service	93	(**)	92	93	(**)	92	88	(**)	88
Corporation for Public Broadcasting	445	.....	445	445	.....	445	444	.....	444
District of Columbia:									
Courts	25	.....	25	25	.....	25	23	(**)	23
General and Special Payments	59	12	47	59	12	47	71	13	58
Equal Employment Opportunity Commission	31	(**)	30	31	(**)	30	33	(**)	33
Export-Import Bank of the United States	5	-2	7	5	-2	7	-32	-46	13
Federal Communications Commission:									
Universal Service Fund	818	.....	818	818	.....	818	865	.....	865
Spectrum Auction Program Account	.....	.....	.....	.....	.....	.....	(**)	.....	(**)
Other	12	1	11	12	1	11	13	2	11
Federal Deposit Insurance Corporation:									
Deposit Insurance Fund	64	.....	64	64	.....	64	429	.....	429
FSLIC Resolution Fund	(**)	(**)	(**)	(**)	(**)	(**)	(**)	(**)	(**)
Total--Federal Deposit Insurance Corporation	64	(**)	64	64	(**)	64	429	(**)	429
Federal Drug Control Programs	110	.....	110	110	.....	110	20	.....	20
Federal Housing Finance Agency	23	.....	23	23	.....	23	22	.....	22
Institute of Museum and Library Services	22	.....	22	22	.....	22	22	.....	22
Intelligence Community Management Account	29	.....	29	29	.....	29	36	.....	36
Legal Services Corporation	.....	.....	.....	.....	.....	.....	(**)	.....	(**)
National Archives and Records Administration	27	2	25	27	2	25	34	2	32
National Credit Union Administration	304	1,571	-1,267	304	1,571	-1,267	26	619	-593
National Endowment for the Arts	12	(**)	12	12	(**)	12	16	(**)	16
National Endowment for the Humanities	13	.....	13	13	.....	13	13	.....	13
National Labor Relations Board	23	(**)	23	23	(**)	23	21	(**)	21
Nuclear Regulatory Commission	72	97	-25	72	97	-25	80	89	-8
Postal Service:									
Off-Budget:									
Public Enterprise Funds	6,504	7,929	-1,425	6,504	7,929	-1,425	6,649	6,345	305
Other	3	.....	3	3	.....	3	51	.....	51
Other	47	.....	47	47	.....	47	.....	.....	.....
Railroad Retirement Board:									
Federal Windfall Subsidy	2	.....	2	2	.....	2	2	.....	2
Federal Payments to the Railroad Retirement Accounts	174	.....	174	174	.....	174	162	.....	162
Railroad Unemployment Insurance Trust Fund:									
Benefit Payments	10	.....	10	10	.....	10	10	.....	10
Transfer To Administrative Funds	1	.....	1	1	.....	1	1	.....	1
Rail Industry Pension Fund:									
Benefit Payments	442	.....	442	442	.....	442	431	.....	431
OASDI Certifications	-1	.....	-1	-1	.....	-1	-1	.....	-1
Transfer to Administrative Funds	6	.....	6	6	.....	6	6	.....	6
Other	(**)	.....	(**)	(**)	.....	(**)	(**)	.....	(**)
National Railroad Retirement Investment Trust:									
Administrative Expenses	4	.....	4	4	.....	4	12	.....	12
Railroad Social Security Equivalent Benefit Account:									
Benefit Payments	592	.....	592	592	.....	592	589	.....	589
Transfer To Administrative Funds	3	.....	3	3	.....	3	3	.....	3
Other	-4	.....	-4	-4	.....	-4	-4	.....	-4
Proprietary Receipts from the Public	.....	179	-179	.....	179	-179	.....	-501	501
Intrabudgetary Transactions:									
Other	-175	.....	-175	-175	.....	-175	-162	.....	-162
Total--Railroad Retirement Board	1,055	179	876	1,055	179	876	1,050	-501	1,551
Securities and Exchange Commission	129	(**)	129	129	(**)	129	136	(**)	136
Smithsonian Institution	79	.....	79	79	.....	79	79	(**)	79
Tennessee Valley Authority	4,238	4,233	6	4,238	4,233	6	3,770	3,778	-8
Other	165	47	117	165	47	117	198	37	161
<b>Total--Independent Agencies</b>	<b>14,512</b>	<b>14,069</b>	<b>444</b>	<b>14,512</b>	<b>14,069</b>	<b>444</b>	<b>14,250</b>	<b>10,338</b>	<b>3,912</b>
<b>Undistributed Offsetting Receipts:</b>									
Other Interest	.....	(**)	(**)	.....	(**)	(**)	.....	(**)	(**)
Employer Share, Employee Retirement:									
Department of Health and Human Services:									
Federal Hospital Insurance Trust Fund:									

**Table 5. Outlays of the U.S. Government, October 2016 and Other Periods - Continued**

Classification	This Month			Current Fiscal Year to Date			Prior Fiscal Year to Date		
	Gross Outlays	Applicable Receipts	Outlays	Gross Outlays	Applicable Receipts	Outlays	Gross Outlays	Applicable Receipts	Outlays
<b>Undistributed Offsetting Receipts: - Continued</b>									
Federal Employer Contributions	-308	.....	-308	-308	.....	-308	-297	.....	-297
Postal Service Employer Contributions	-56	.....	-56	-56	.....	-56	-53	.....	-53
Department of State:									
Foreign Service Retirement and Disability Fund	-27	.....	-27	-27	.....	-27	-37	.....	-37
Other Defense Civil Programs:									
Military Retirement Fund	-8,297	.....	-8,297	-8,297	.....	-8,297	-8,470	.....	-8,470
Department of Defense Medicare-Eligible Retiree Health Care Fund	-7,165	.....	-7,165	-7,165	.....	-7,165	-6,799	.....	-6,799
Office of Personnel Management:									
Civil Service Retirement and Disability Fund	-2,387	.....	-2,387	-2,387	.....	-2,387	-2,306	.....	-2,306
Social Security Administration:									
Federal Old-Age and Survivors Insurance Trust Fund:									
Federal Employer Contributions	-1,024	.....	-1,024	-1,024	.....	-1,024	-1,066	.....	-1,066
Federal Disability Insurance Trust Fund:									
Federal Employer Contributions	-242	.....	-242	-242	.....	-242	-181	.....	-181
Other	(**)	.....	(**)	(**)	.....	(**)	.....	.....	.....
Total--Employer Share, Employee Retirement	-19,507	.....	-19,507	-19,507	.....	-19,507	-19,208	.....	-19,208
Interest Received by Trust Funds:									
Judicial Branch:									
Judicial Survivors Annuity Fund	2	.....	2	2	.....	2	2	.....	2
Department of Health and Human Services:									
Federal Hospital Insurance Trust Fund	-9	.....	-9	-9	.....	-9	-14	.....	-14
Federal Supplementary Medical Insurance Trust Fund	-9	.....	-9	-9	.....	-9	-27	.....	-27
Department of Homeland Security:									
Oil Spill Liability Trust Fund	3	.....	3	3	.....	3	(**)	.....	(**)
Other	-1	.....	-1	-1	.....	-1	(**)	.....	(**)
Department of Labor:									
Unemployment Trust Fund	-16	.....	-16	-16	.....	-16	-13	.....	-13
Department of State:									
Foreign Service Retirement and Disability Fund	(**)	.....	(**)	(**)	.....	(**)	(**)	.....	(**)
Department of Transportation:									
Airport and Airway Trust Fund	-1	.....	-1	-1	.....	-1	-5	.....	-5
Department of Veterans Affairs:									
National Service Life Insurance Fund	-1	.....	-1	-1	.....	-1	-1	.....	-1
United States Government Life Insurance Fund	(**)	.....	(**)	(**)	.....	(**)	(**)	.....	(**)
Corps of Engineers	-1	.....	-1	-1	.....	-1	(**)	.....	(**)
Other Defense Civil Programs:									
Military Retirement Fund	1,687	.....	1,687	1,687	.....	1,687	3,671	.....	3,671
Educational Benefits Fund	(**)	.....	(**)	(**)	.....	(**)	1	.....	1
Armed Forces Retirement Home	(**)	.....	(**)	(**)	.....	(**)	(**)	.....	(**)
Environmental Protection Agency	(**)	.....	(**)	(**)	.....	(**)	(**)	.....	(**)
Office of Personnel Management:									
Civil Service Retirement and Disability Fund	-3	.....	-3	-3	.....	-3	-1	.....	-1
Social Security Administration:									
Federal Old-Age and Survivors Insurance Trust Fund	-107	.....	-107	-107	.....	-107	-21	.....	-21
Federal Disability Insurance Trust Fund	-8	.....	-8	-8	.....	-8	-24	.....	-24
Independent Agencies:									
Railroad Retirement Board	-3	.....	-3	-3	.....	-3	-4	.....	-4
Other	(**)	.....	(**)	(**)	.....	(**)	(**)	.....	(**)
Other	-14	.....	-14	-14	.....	-14	17	.....	17
Total--Interest Received by Trust Funds	1,521	.....	1,521	1,521	.....	1,521	3,580	.....	3,580
Rents and Royalties on the Outer Continental Shelf Lands	.....	61	-61	.....	61	-61	.....	-12	12
<b>Total--Undistributed Offsetting Receipts</b>	<b>-17,986</b>	<b>61</b>	<b>-18,047</b>	<b>-17,986</b>	<b>61</b>	<b>-18,047</b>	<b>-15,628</b>	<b>-12</b>	<b>-15,616</b>
<b>Total Outlays</b>	<b>307,985</b>	<b>42,101</b>	<b>265,884</b>	<b>307,985</b>	<b>42,101</b>	<b>265,884</b>	<b>385,384</b>	<b>37,779</b>	<b>347,604</b>
<b>Total On-Budget</b>	<b>234,080</b>	<b>34,170</b>	<b>199,910</b>	<b>234,080</b>	<b>34,170</b>	<b>199,910</b>	<b>313,545</b>	<b>31,432</b>	<b>282,113</b>
<b>Total Off-Budget</b>	<b>73,906</b>	<b>7,931</b>	<b>65,974</b>	<b>73,906</b>	<b>7,931</b>	<b>65,974</b>	<b>71,839</b>	<b>6,347</b>	<b>65,492</b>
<b>Total Surplus (+) or Deficit (-)</b>			<b>-44,192</b>			<b>-44,192</b>			<b>-136,558</b>
<b>Total On-Budget</b>			<b>-34,588</b>			<b>-34,588</b>			<b>-126,178</b>
<b>Total Off-Budget</b>			<b>-9,604</b>			<b>-9,604</b>			<b>-10,380</b>

**Table 5. Outlays of the U.S. Government, October 2016 and Other Periods - Continued**

[\$ millions]

**MEMORANDUM**

Receipts Offset Against Outlays (In Millions)

	Current Fiscal Year to Date	Comparable Period Prior Fiscal Year
Proprietary Receipts	16,147	14,298
Intrabudgetary Transactions	148,114	140,633
Governmental Receipts	673	677
Total Receipts Offset Against Outlays	<u>164,934</u>	<u>155,607</u>

1 Includes FICA and SECA tax credits, non-contributory military service credits, special benefits for the aged and credit for the unnegotiated OASI benefit checks.

Note: Details may not add to totals due to rounding.

... No Transactions

(\*\*) Less than absolute value of \$500,000

**Table 6. Means of Financing the Deficit or Disposition of Surplus by the U.S. Government, October 2016 and Other Periods**

Assets and Liabilities Directly Related to Budget Off-Budget Activity	Net Transactions (- denotes net reduction of either liability or asset accounts)			Account Balances Current Fiscal Year		
	This Month	Fiscal Year to Date		Beginning of		Close of This Month
		This Year	Prior Year	This Year	This Month	
<b>Liability Accounts:</b>						
Borrowing from the Public:						
Treasury Securities, Issued Under General Financing Authorities:						
Debt Held by the Public	113,077	113,077	-63,191	14,173,423	14,173,423	14,286,500
Intragovernmental Holdings	119,193	119,193	65,554	5,400,021	5,400,021	5,519,215
Total Treasury Securities Outstanding	232,271	232,271	2,364	19,573,445	19,573,445	19,805,715
Plus Premium on Treasury Securities	100	100	-368	32,989	32,989	33,089
Less Discount on Treasury Securities	596	596	2,039	93,382	93,382	93,979
Total Treasury Securities Net of Premium and Discount	231,774	231,774	-43	19,513,050	19,513,050	19,744,825
Agency Securities, Issued Under Special Financing Authorities (See Schedule B; for Other Agency Borrowing, See Schedule C)	14	14	14	24,367	24,367	24,381
Total Federal Securities	231,788	231,788	-29	19,537,417	19,537,417	19,769,206
Deduct:						
Federal Securities Held as Investments of Government Accounts (See Schedule D)	119,064	119,064	57,738	5,395,699	5,395,699	5,514,763
Less Discount on Federal Securities Held as Investments of Government Accounts	-68	-68	1,787	26,706	26,706	26,638
Net Federal Securities Held as Investments of Government Accounts	119,132	119,132	55,951	5,368,993	5,368,993	5,488,125
Total Borrowing from the Public	112,656	112,656	-55,980	14,168,425	14,168,425	14,281,081
Accrued Interest Payable to the Public	11,750	11,750	18,502	57,122	57,122	68,872
Allocations of Special Drawing Rights	-776	-776	-243	49,294	49,294	48,518
Deposit Funds	-1,500	-1,500	-8	15,728	15,728	14,228
Miscellaneous Liability Accounts (Includes Checks Outstanding Etc.)	387	387	1,967	10,520	10,520	10,906
<b>Total Liability Accounts</b>	<b>122,517</b>	<b>122,517</b>	<b>-35,761</b>	<b>14,301,088</b>	<b>14,301,088</b>	<b>14,423,605</b>
<b>Asset Accounts (Deduct)</b>						
Cash and Monetary Assets:						
U.S. Treasury Operating Cash:						
Federal Reserve Account	68,256	68,256	-175,824	353,312	353,312	421,567
Balance	68,256	68,256	-175,824	353,312	353,312	421,567
Special Drawing Rights:						
Total Holdings	-787	-787	-246	50,054	50,054	49,266
SDR Certificates Issued to Federal Reserve Banks	.....	.....	.....	-5,200	-5,200	-5,200
Balance	-787	-787	-246	44,854	44,854	44,066
Reserve Position on the U.S. Quota in the IMF:						
U.S. Subscription to International Monetary Fund:						
Direct Quota Payments	.....	.....	.....	111,629	111,629	111,629
Maintenance of Value Adjustments	-1,823	-1,823	-289	4,215	4,215	2,392
Letter of Credit Issued to IMF	949	949	1	-107,481	-107,481	-106,532
Dollar Deposits with the IMF	7	7	7	-309	-309	-302
Receivable/Payable (-) for Interim Maintenance of Value Adjustments	1,670	1,670	243	1,515	1,515	3,185
Balance	802	802	-38	9,570	9,570	10,372
Loans to International Monetary Fund	(**)	(**)	-237	10,220	10,220	10,220
Other Cash and Monetary Assets	228	228	589	25,542	25,542	25,771
Total Cash and Monetary Assets	68,499	68,499	-175,756	443,497	443,497	511,996
Non-Federal Securities of the National Railroad Retirement Investment Trust						
Net Activity, Guaranteed Loan Financing (See Schedule E)	725	725	465	27,550	27,550	28,274
Net Activity, Direct Loan Financing (See Schedule E)	7,902	7,902	4,826	1,227,096	1,227,096	1,234,998
Miscellaneous Asset Accounts	1,045	1,045	-2,180	-1,230	-1,230	-185
<b>Total Asset Accounts</b>	<b>78,325</b>	<b>78,325</b>	<b>-172,951</b>	<b>1,720,875</b>	<b>1,720,875</b>	<b>1,799,200</b>
<b>Excess of Liabilities (+) or Assets (-)</b>	<b>44,192</b>	<b>44,192</b>	<b>137,190</b>	<b>12,580,214</b>	<b>12,580,214</b>	<b>12,624,406</b>
Transactions Not Applied to Current Year's Surplus or Deficit (See Schedule A for Details)						
	(**)	(**)	-632	.....	.....	(**)
<b>Total Budget and Off-Budget Federal Entities (Financing of Deficit (+) or Disposition of Surplus (-))</b>	<b>44,192</b>	<b>44,192</b>	<b>136,558</b>	<b>12,580,214</b>	<b>12,580,214</b>	<b>12,624,406</b>

1 Amount increased by \$86 million due to additional reporting by the Department of Health and Human Services for September 2015.

Note: Details may not add to totals due to rounding.

... No Transactions

(\*\*) Less than absolute value of \$500,000

**Table 6. Schedule A-Analysis of Change in Excess of Liabilities of the U.S. Government, October 2016 and Other Periods**

Classification	[\$ millions]		
	This Month	Fiscal Year to Date	
		This Year	Prior Year
<b>Excess of Liabilities Beginning of Period:</b>			
Based on Composition of Unified Budget in Preceding Period	12,580,299	12,580,299	11,992,531
Adjustments During Current Fiscal Year for Changes in Composition of Unified Budget:			
Revisions by Federal Agencies to the Prior Budget Results	-86	-86	185
Excess of Liabilities Beginning of Period (Current Basis)	12,580,214	12,580,214	11,992,717
<b>Budget Surplus (-) or Deficit:</b>			
Based on Composition of Unified Budget in Prior Fiscal Year	44,192	44,192	136,558
Total Surplus (-) or Deficit (Table 2)	44,192	44,192	136,558
Total-On-Budget (Table 2)	34,588	34,588	126,178
Total-Off-Budget (Table 2)	9,604	9,604	10,380
<b>Transactions Not Applied to Current Year's Surplus or Deficit:</b>			
Reclassification of Aged Unreconciled Accounts	.....	.....	632
Other	(**)	(**)	.....
Total-Transactions Not Applied to Current Year's Surplus or Deficit	(**)	(**)	632
<b>Excess of Liabilities Close of Period</b>	<b>12,624,406</b>	<b>12,624,406</b>	<b>12,129,907</b>

Note: Details may not add to totals due to rounding.  
 ... No Transactions

(\*\*) Less than absolute value of \$500,000

**Table 6. Schedule B-Securities Issued by Federal Agencies Under Special Financing Authorities, October 2016 and Other Periods**

Classification	[\$ millions]					
	This Month	Net Transactions (-) denotes net reduction of liability accounts		Account Balances Current Fiscal Year		
		Fiscal Year to Date		Beginning of		Close of
	This Year	Prior Year	This Year	This Month	This Month	
<b>Agency Securities, Issued Under Special Financing Authorities:</b>						
<b>Obligations Guaranteed by the United States, Issued By:</b>						
Department of Housing and Urban Development:						
Federal Housing Administration	.....	.....	.....	19	19	19
<b>Obligations Not Guaranteed by the United States, Issued By:</b>						
Legislative Branch:						
Architect of the Capitol	1	1	1	98	98	99
Independent Agencies:						
Federal Communications Commission	.....	.....	.....	(**)	(**)	(**)
National Archives and Records Administration	.....	.....	.....	75	75	75
Tennessee Valley Authority	13	13	13	24,175	24,175	24,188
<b>Total Agency Securities</b>	<b>14</b>	<b>14</b>	<b>14</b>	<b>24,367</b>	<b>24,367</b>	<b>24,381</b>

Note: Details may not add to totals due to rounding.  
 ... No Transactions

(\*\*) Less than absolute value of \$500,000

**Table 6. Schedule C (Memorandum)-Federal Agency Borrowing Financed Through the Issue of Treasury Securities, October 2016 and Other Periods**

Classification	[\$ millions]					
	Transactions			Account Balances Current Fiscal Year		
	This Month	Fiscal Year to Date		Beginning of		Close of This Month
This Year		Prior Year	This Year	This Month		
<b>Borrowing from the US Treasury:</b>						
Department of Agriculture:						
Farm Service Agency:						
Commodity Credit Corporation	-372	-372	3,984	14,938	14,938	14,567
Agricultural Credit Insurance Fund	150	150	23	9,799	9,799	9,949
Farm Storage Facility Loans	311	311	210	878	878	1,189
Apple Loans Fund	.....	.....	.....	(**)	(**)	(**)
Emergency Boll Weevil Loan Fund	.....	.....	.....	5	5	5
Rural Housing Service:						
Rural Housing Insurance	63	63	68	16,587	16,587	16,650
Rural Community Facility Loans Fund	283	283	80	7,226	7,226	7,509
Multifamily Housing Revitalization Loan Account	4	4	2	317	317	321
Rural Business - Cooperative Service:						
Rural Business and Industry Loans	.....	.....	.....	71	71	71
Rural Development Loan Fund	1	1	1	298	298	299
Rural Economic Development Loan Fund	4	4	4	247	247	251
Renewable Energy Guaranteed Loan Account	.....	.....	.....	4	4	4
Rural Microenterprise Investment Loans	(**)	(**)	(**)	31	31	32
Biorefinery Assistance Loan Account	.....	.....	.....	3	3	3
Rural Utilities Service:						
Rural Water and Waste Disposal Fund	97	97	58	13,153	13,153	13,250
Rural Electrification and Telecommunications Fund	24	24	27	10,062	10,062	10,085
Rural Telephone Bank	.....	.....	.....	213	213	213
Distance Learning and Telemedicine Program	.....	.....	1	1,157	1,157	1,157
Foreign Agricultural Service	.....	.....	.....	636	636	636
Department of Commerce:						
National Oceanic and Atmospheric Administration:						
Fisheries Finance	1	1	7	475	475	476
Department of Defense--Military Programs:						
Family Housing Improvement Loans	.....	.....	.....	1,630	1,630	1,630
Department of Education:						
College Housing and Academic Facilities Loans	.....	.....	.....	25	25	25
Federal Direct Student Loans	58,845	58,845	20,412	1,024,453	1,024,453	1,083,298
Teach Grant Loans	9	9	15	713	713	723
Temporary Student Loan Purchase Authority	.....	.....	.....	57,925	57,925	57,925
Federal Family Education Loans	.....	.....	.....	43,254	43,254	43,254
Department of Energy:						
Bonneville Power Administration Fund	.....	.....	112	4,759	4,759	4,759
Western Area Power Administration - Recovery Act	.....	.....	.....	97	97	97
Advanced Technology Vehicles Manufacturing Loans	.....	.....	.....	37	37	37
Title 17 Innovative Technology Loans	3	3	.....	316	316	319
Department of Health and Human Services:						
Consumer Operated and Oriented Plan	-392	-392	53	1,117	1,117	725
Consumer Operated and Oriented Plan Program Contingency Fund	-82	-82	49	293	293	211
Department of Homeland Security:						
National Flood Insurance Fund	.....	.....	.....	23,000	23,000	23,000
Disaster Assistance Loan Fund	(**)	(**)	(**)	17	17	17
Department of Housing and Urban Development:						
Public and Indian Housing Programs:						
Low-Rent Public Housing - Loans and Other Expenses	.....	.....	.....	116	116	116
Native Hawaiian Housing Loans	.....	.....	.....	6	6	6
Housing Programs:						
Emergency Homeowners' Relief Fund	.....	.....	.....	1	1	1
Federal Housing Administration	35	35	20	30,318	30,318	30,353
Green Retrofit Program for Multifamily Housing-Recovery Act	.....	.....	.....	5	5	5
Department of the Interior:						
Bureau of Indian Affairs and Bureau of Indian Education	.....	.....	.....	4	4	4
Bureau of Reclamation Loan Fund	.....	.....	.....	32	32	32
Assistance to American Samoa Loan Fund	.....	.....	.....	9	9	9
Department of Labor:						
Black Lung Disability Trust Fund	.....	.....	.....	4,355	4,355	4,355

**Table 6. Schedule C (Memorandum)-Federal Agency Borrowing Financed Through the Issue of Treasury Securities, October 2016 and Other Periods - Continued**

Classification	[\$ millions]					
	Transactions			Account Balances Current Fiscal Year		
	This Month	Fiscal Year to Date		Beginning of		Close of This Month
This Year		Prior Year	This Year	This Month		
<b>Borrowing from the US Treasury: - Continued</b>						
Department of State:						
Repatriation Loans	(**)	(**)	.....	4	4	4
Department of Transportation:						
Federal Highway Administration:						
Transportation Infrastructure Finance and Innovation Fund	175	175	123	9,792	9,792	9,968
Federal Railroad Administration:						
Railroad Rehabilitation and Improvement Loan Fund	130	130	13	1,076	1,076	1,205
Other	.....	.....	.....	(**)	(**)	(**)
Department of the Treasury:						
Departmental Offices:						
Community Development Financial Institutions Fund	1	1	1	69	69	70
Temporary Credit and Liquidity Program	.....	.....	.....	6,018	6,018	6,018
Troubled Asset Relief Program	.....	.....	.....	469	469	469
Small Business Lending Financing Fund	.....	.....	.....	462	462	462
Federal Financing Bank Revolving Fund	206	206	-2,561	59,043	59,043	59,249
Department of Veterans Affairs:						
Veterans Housing Benefit Program Fund	70	70	50	500	500	570
Native American Veteran Housing Fund	6	6	4	67	67	73
Vocational Rehabilitation Loan Fund	2	2	(**)	1	1	4
Corps of Engineers:						
Washington Aqueduct	.....	.....	.....	1	1	1
International Assistance Programs:						
International Security Assistance:						
Foreign Military Loan Program	.....	.....	.....	2,457	2,457	2,457
Military Debt Reduction	.....	.....	.....	41	41	41
Agency for International Development:						
International Debt Reduction	.....	.....	.....	410	410	410
Development Credit Authority Loan Fund	.....	.....	.....	3	3	3
Overseas Private Investment Corporation	96	96	27	2,491	2,491	2,587
Small Business Administration:						
Business Loan Fund	.....	.....	10	1,928	1,928	1,928
Disaster Loan Fund	500	500	150	6,092	6,092	6,592
Independent Agencies:						
Export-Import Bank of the United States	79	79	.....	25,022	25,022	25,101
National Credit Union Administration	-1,000	-1,000	.....	1,000	1,000	.....
Presidio Trust	.....	.....	.....	45	45	45
Railroad Retirement Board:						
Social Security Equivalent Benefit Account	379	379	345	3,577	3,577	3,956
Smithsonian Institution:						
John F. Kennedy Center Parking Facilities	.....	.....	.....	20	20	20
<b>Total Borrowing from the US Treasury</b>	<b>59,630</b>	<b>59,630</b>	<b>23,290</b>	<b>1,389,173</b>	<b>1,389,173</b>	<b>1,448,803</b>
<b>Borrowing from the Federal Financing Bank:</b>						
Department of Agriculture:						
Rural Utilities Service:						
Rural Electrification and Telecommunications Fund	234	234	258	43,339	43,339	43,572
Department of Education:						
Historically Black College and University Capital Financing Fund	-3	-3	17	1,436	1,436	1,432
Department of Energy:						
Advanced Technology Vehicles Manufacturing Loans	.....	.....	.....	3,860	3,860	3,860
Title 17 Innovative Technology Loans	-87	-87	-361	11,539	11,539	11,451
Department of Health and Human Services:						
Health Maintenance Organization Loan and Loan Guarantee Fund	.....	.....	.....	(**)	(**)	(**)
Department of Housing and Urban Development:						
Housing Programs:						
Federal Housing Administration	55	55	(**)	554	554	609
Department of the Treasury:						
Departmental Offices:						
Community Development Financial Institutions Fund	7	7	28	328	328	334
Department of Veterans Affairs:						
Guaranteed Transitional Housing Loans for Homeless Veterans	.....	.....	.....	4	4	4
Independent Agencies:						
Postal Service	.....	.....	.....	15,000	15,000	15,000
<b>Total Borrowing from the Federal Financing Bank</b>	<b>204</b>	<b>204</b>	<b>-57</b>	<b>76,058</b>	<b>76,058</b>	<b>76,263</b>

Note: Details may not add to totals due to rounding.

Note: This table includes lending by the Federal Financing Bank accomplished by the purchase of agency financial assets, by the acquisition of agency debt securities, and by direct loans on behalf of an agency. The Federal Financing Bank borrows from Treasury and issues its own securities and in turn may loan

these funds to agencies in lieu of agencies borrowing directly through Treasury or issuing their own securities.

... No Transactions

(\*\*) Less than absolute value of \$500,000



**Table 6. Schedule D-Investments of Federal Government Accounts in Federal Securities, October 2016 and Other Periods**

[\$ millions]

Classification	Net Purchases or Sales (-)			Securities Held as Investments Current Fiscal Year		
	This Month	Fiscal Year to Date		Beginning of		Close of This Month
		This Year	Prior Year	This Year	This Month	
<b>Federal Funds:</b>						
Department of Agriculture	.....	.....	58	194	194	194
Department of Commerce	3	3	3	.....	.....	3
Department of Defense--Military Programs:						
Defense Cooperation Account	.....	.....	.....	8	8	8
Department of Energy	1	1	50	55,396	55,396	55,398
Department of Health and Human Services	.....	.....	.....	571	571	571
Department of Homeland Security	-359	-359	239	1,039	1,039	680
Department of Housing and Urban Development:						
Housing Programs:						
Federal Housing Administration Fund	919	919	1,264	36,441	36,441	37,360
Government National Mortgage Association:						
Guarantees of Mortgage-Backed Securities	-1,347	-1,347	-205	15,954	15,954	14,607
Department of the Interior	110	110	507	8,206	8,206	8,316
Department of Labor	5,264	5,264	5,583	23,734	23,734	28,999
Department of State:						
Foreign Service Retirement and Disability Fund	(**)	(**)	(**)	4	4	4
Department of Transportation	.....	.....	.....	1,920	1,920	1,920
Department of the Treasury	14	14	1,415	25,485	25,485	25,499
Department of Veterans Affairs:						
Veterans Reopened Insurance Fund	-2	-2	-3	144	144	142
Servicemen'S Group Life Insurance Fund	.....	.....	.....	1	1	1
Other Defense Civil Programs:						
Uniformed Services Retiree Health Care Fund	13,078	13,078	9,783	213,482	213,482	226,561
Office of Personnel Management:						
Postal Service Contributions	.....	.....	.....	51,495	51,495	51,495
Independent Agencies:						
Federal Deposit Insurance Corporation:						
Deposit Insurance Fund	-65	-65	-428	71,524	71,524	71,459
FSLIC Resolution Fund	2	2	(**)	828	828	831
Federal Housing Finance Agency	101	101	87	60	60	161
National Credit Union Administration	270	270	592	12,961	12,961	13,231
Postal Service	-330	-330	-375	8,527	8,527	8,197
Tennessee Valley Authority	(**)	(**)	(**)	25	25	25
Other						
Treasury Securities	-82	-82	-115	18,138	18,138	18,056
Other	280	280	183	12,524	12,524	12,804
Total Treasury Securities	17,859	17,859	18,638	558,660	558,660	576,519
<b>Total Federal Funds</b>	<b>17,859</b>	<b>17,859</b>	<b>18,638</b>	<b>558,660</b>	<b>558,660</b>	<b>576,519</b>
<b>Trust Funds:</b>						
Legislative Branch:						
Library of Congress	-1	-1	(**)	24	24	23
United States Tax Court	.....	.....	.....	12	12	12
Other	2	2	1	29	29	30
Judicial Branch:						
Judicial Retirement Funds	21	21	15	1,119	1,119	1,140
Department of Agriculture	.....	.....	52	6	6	6
Department of Commerce	.....	.....	.....	333	333	333
Department of Defense--Military Programs:						
Voluntary Separation Incentive Fund	17	17	17	154	154	171
Other	34	34	576	854	854	888
Department of Health and Human Services:						
Federal Hospital Insurance Trust Fund	4,739	4,739	-9,140	192,209	192,209	196,948
Federal Supplementary Medical Insurance Trust Fund	26,547	26,547	-11,066	63,336	63,336	89,883
Other	14	14	42	3,626	3,626	3,641
Department of Homeland Security	35	35	26	6,862	6,862	6,897
Department of the Interior	-9	-9	(**)	17	17	7
Department of Labor:						
Unemployment Trust Fund	-2,280	-2,280	-1,116	53,776	53,776	51,496
Other	-8	-8	-9	57	57	50
Department of State:						
Foreign Service Retirement and Disability Fund	89	89	-37	18,346	18,346	18,435
Other	-2	-2	(**)	47	47	44

**Table 6. Schedule D-Investments of Federal Government Accounts in Federal Securities, October 2016 and Other Periods - Continued**  
 [\$ millions]

Classification	Net Purchases or Sales (-)			Securities Held as Investments Current Fiscal Year		
	This Month	Fiscal Year to Date		Beginning of		Close of This Month
		This Year	Prior Year	This Year	This Month	
<b>Trust Funds: - Continued</b>						
Department of Transportation:						
Airport and Airway Trust Fund	746	746	317	13,400	13,400	14,146
Highway Trust Fund	-1,192	-1,192	-143	64,629	64,629	63,436
Department of the Treasury	-90	-90	-86	2,646	2,646	2,557
Department of Veterans Affairs:						
General Post Fund, National Homes	.....	.....	.....	106	106	106
National Service Life Insurance	-58	-58	-62	4,246	4,246	4,187
United States Government Life Insurance Fund	(**)	(**)	(**)	4	4	4
Veterans Special Life Insurance Fund	-12	-12	-13	1,700	1,700	1,688
Corps of Engineers	113	113	100	8,850	8,850	8,963
Other Defense Civil Programs:						
Military Retirement Fund	87,751	87,751	76,572	591,046	591,046	678,797
Other	-18	-18	-30	1,265	1,265	1,248
Environmental Protection Agency	-179	-179	-70	5,298	5,298	5,119
National Aeronautics and Space Administration	.....	.....	.....	16	16	16
Office of Personnel Management:						
Civil Service Retirement and Disability Fund						
Treasury Securities	-4,372	-4,372	-9,556	887,161	887,161	882,789
Agency Securities	.....	.....	2,685	.....	.....	.....
Employees Life Insurance Fund	41	41	23	45,167	45,167	45,209
Employees and Retired Employees Health Benefits Fund	45	45	-86	23,729	23,729	23,774
Social Security Administration:						
Federal Old-Age and Survivors Insurance Trust Fund	-10,267	-10,267	-6,502	2,796,712	2,796,712	2,786,445
Federal Disability Insurance Trust Fund	-600	-600	-3,354	45,880	45,880	45,280
Independent Agencies:						
Harry S Truman Scholarship Foundation	-5	-5	(**)	52	52	47
Japan-United States Friendship Commission	.....	.....	.....	38	38	38
Railroad Retirement Board						
Treasury Securities	-54	-54	-286	2,197	2,197	2,144
Agency Securities	.....	.....	1	4	4	4
Other						
Treasury Securities	159	159	231	2,084	2,084	2,243
<b>Total Treasury Securities</b>	<b>101,205</b>	<b>101,205</b>	<b>36,414</b>	<b>4,837,035</b>	<b>4,837,035</b>	<b>4,938,239</b>
Total Agency Securities	.....	.....	2,686	4	4	4
<b>Total Trust Funds</b>	<b>101,205</b>	<b>101,205</b>	<b>39,100</b>	<b>4,837,039</b>	<b>4,837,039</b>	<b>4,938,244</b>
<b>Grand Total</b>	<b>119,064</b>	<b>119,064</b>	<b>57,738</b>	<b>5,395,699</b>	<b>5,395,699</b>	<b>5,514,763</b>

Note: Details may not add to totals due to rounding.

Note: Investments are in Treasury securities unless otherwise noted.

... No Transactions

(\*\*) Less than absolute value of \$500,000

**Table 6. Schedule E-Net Activity, Guaranteed and Direct Loan Financing, October 2016 and Other Periods**

[\$ millions]

Classification	Net Transactions (-) denotes net reduction of asset accounts			Account Balances Current Fiscal Year		
	This Month	Fiscal Year to Date		Beginning of		Close of This Month
		This Year	Prior Year	This Year	This Month	
<b>Guaranteed Loan Financing Activity:</b>						
Department of Agriculture:						
Farm Service Agency:						
Commodity Credit Corporation Export Fund	(**)	(**)	(**)	243	243	242
Agricultural Credit Insurance Fund	-1	-1	-3	-223	-223	-224
Natural Resources Conservation Service:						
Agricultural Resource Conservation Demonstration Program	.....	.....	.....	(**)	(**)	(**)
Rural Housing Service:						
Rural Community Facility Loans	-1	-1	(**)	-23	-23	-25
Rural Housing Insurance Fund	-4	-4	-9	-6,927	-6,927	-6,931
Rural Business - Cooperative Service:						
Rural Business and Industry Loans	-1	-1	-9	-262	-262	-263
Renewable Energy Guaranteed Loan Account	(**)	(**)	(**)	-32	-32	-32
Biorefinery Assistance Loan Account	.....	.....	.....	-16	-16	-16
Rural Utilities Service:						
Rural Water and Waste Disposal Fund	(**)	(**)	(**)	-25	-25	-25
Department of Commerce:						
General Administration:						
Emergency Oil, Gas, and Steel Account	.....	.....	.....	5	5	5
Department of Defense--Military Programs						
Department of Education:						
Office of Student Financial Assistance:						
Federal Family Education Loans	-409	-409	-320	34,258	34,258	33,850
Department of Energy:						
Title 17 Innovative Technology Loans	.....	.....	.....	-158	-158	-158
Department of Health and Human Services:						
Health Resources and Services Administration:						
Health Center Loans	.....	.....	.....	-2	-2	-2
Health Education Assistance Loans	.....	.....	.....	-70	-70	-70
Department of Housing and Urban Development:						
Public and Indian Housing Programs:						
Indian Housing Loans	1	1	-1	-207	-207	-207
Native Hawaiian Housing Loans	(**)	(**)	(**)	2	2	2
Community Planning and Development:						
Community Development Loans	(**)	(**)	.....	-63	-63	-63
Housing Programs:						
FHA-Mutual Mortgage Insurance Loans	1,463	1,463	928	12,459	12,459	13,922
FHA-General and Special Risk Fund	165	165	214	-1,351	-1,351	-1,186
Home Ownership Preservation Entity Fund	(**)	(**)	(**)	-17	-17	-17
Government National Mortgage Association:						
Guarantees of Mortgage-Backed Securities	-211	-211	-148	7,005	7,005	6,793
Department of the Interior:						
Bureau of Indian Affairs and Bureau of Indian Education	(**)	(**)	(**)	-56	-56	-56
Department of Transportation:						
Office of the Secretary:						
Minority Business Resource Center Fund	.....	.....	.....	(**)	(**)	(**)
Federal Highway Administration:						
Transportation Infrastructure Finance and Innovation Fund	.....	.....	.....	(**)	(**)	(**)
Maritime Administration:						
Maritime Guaranteed Loan (Title XI) Fund	(**)	(**)	-24	-362	-362	-362
Department of the Treasury:						
Departmental Offices:						
Air Transportation Stabilization Fund	.....	.....	.....	(**)	(**)	(**)
Troubled Assets Insurance Financing Fund	.....	.....	.....	(**)	(**)	(**)
Troubled Asset Relief Program	.....	.....	(**)	-9	-9	-9
Department of Veterans Affairs:						
Veterans Benefits Administration:						
Veterans Housing Benefit Program Fund	-177	-177	-60	-10,795	-10,795	-10,972
International Assistance Programs:						
Agency for International Development:						

**Table 6. Schedule E-Net Activity, Guaranteed and Direct Loan Financing, October 2016 and Other Periods - Continued**

Classification	Net Transactions (-) denotes net reduction of asset accounts			Account Balances Current Fiscal Year		
	This Month	Fiscal Year to Date		Beginning of		Close of This Month
		This Year	Prior Year	This Year	This Month	
<b>Guaranteed Loan Financing Activity: - Continued</b>						
Ukraine Export Credit Insurance Fund	.....	.....	.....	-990	-990	-990
Loan Guarantees to Israel	.....	.....	.....	-1,332	-1,332	-1,332
Urban and Environmental Credit Guaranteed Loans	(**)	(**)	(**)	-47	-47	-47
Microenterprise and Small Enterprise Development	.....	.....	.....	(**)	(**)	(**)
Development Credit Authority Loan Fund	(**)	(**)	-1	-79	-79	-79
Tunisia Loan Fund	.....	.....	.....	-484	-484	-484
Overseas Private Investment Corporation	8	8	-17	352	352	360
Small Business Administration:						
Business Loan Fund	-109	-109	-90	-1,738	-1,738	-1,847
Independent Agencies:						
Export-Import Bank of the United States	1	1	7	-1,425	-1,425	-1,424
<b>Net Activity, Guaranteed Loan Financing</b>	<b>725</b>	<b>725</b>	<b>465</b>	<b>27,550</b>	<b>27,550</b>	<b>28,274</b>
<b>Direct Loan Financing Activity:</b>						
Department of Agriculture:						
Farm Service Agency:						
Agricultural Credit Insurance Fund	32	32	25	9,161	9,161	9,193
Farm Storage Facility Loans	-10	-10	-5	752	752	742
Apple Loans Fund	(**)	(**)	.....	(**)	(**)	(**)
Emergency Boll Weevil Loan Fund	(**)	(**)	.....	5	5	5
Rural Housing Service:						
Rural Community Facility Loans Fund	199	199	35	6,105	6,105	6,304
Rural Housing Insurance Fund	-60	-60	-39	15,533	15,533	15,473
Multifamily Housing Revitalization Loan Account	3	3	1	290	290	292
Rural Business - Cooperative Service:						
Rural Business and Industry Loan Fund	(**)	(**)	(**)	15	15	14
Rural Development Loan Fund	-3	-3	-3	279	279	276
Rural Economic Development Loan Fund	2	2	1	176	176	178
Rural Microenterprise Investment Loans	(**)	(**)	(**)	29	29	29
Rural Utilities Service:						
Rural Water and Waste Disposal Loans	-46	-46	-17	11,101	11,101	11,055
Rural Electrification and Telecommunications Fund	31	31	-406	47,328	47,328	47,359
Rural Telephone Bank	-7	-7	-4	177	177	170
Distance Learning and Telemedicine Program	-8	-8	-7	977	977	970
Rural Development Insurance Fund	.....	.....	.....	1,065	1,065	1,065
Foreign Agricultural Service:						
P.L. 480 Direct Loan Fund	-10	-10	-9	555	555	544
International Debt Reduction	-4	-4	.....	-20	-20	-24
Department of Commerce:						
National Oceanic and Atmospheric Administration:						
Fisheries Finance	-5	-5	-3	470	470	465
Department of Defense--Military Programs	-7	-7	46	1,630	1,630	1,623
Department of Education:						
Office of Postsecondary Education:						
College Housing and Academic Facilities Loans	(**)	(**)	(**)	4	4	4
Historically Black College and University Capital Financing Fund	-3	-3	16	1,291	1,291	1,288
Office of Student Financial Assistance:						
Federal Direct Student Loans	8,502	8,502	6,730	975,631	975,631	984,133
Teach Grant Loans	4	4	4	690	690	694
Temporary Student Loan Purchase Authority	-783	-783	-829	86,292	86,292	85,510
Department of Energy:						
Advanced Technology Vehicles Manufacturing Loans	.....	.....	.....	3,774	3,774	3,774
Title 17 Innovative Technology Loans	-25	-25	-361	10,820	10,820	10,795
Department of Health and Human Services:						
Consumer Operated and Oriented Plan	.....	.....	-11	605	605	605
Consumer Operated and Oriented Plan Program Contingency Fund	.....	.....	5	168	168	168
Department of Homeland Security:						
Disaster Assistance Loan Fund	(**)	(**)	(**)	-42	-42	-42
Department of Housing and Urban Development:						
Housing Programs:						

**Table 6. Schedule E-Net Activity, Guaranteed and Direct Loan Financing, October 2016 and Other Periods - Continued**

Classification	Net Transactions (-) denotes net reduction of asset accounts			Account Balances Current Fiscal Year		
	This Month	Fiscal Year to Date		Beginning of		Close of This Month
		This Year	Prior Year	This Year	This Month	
<b>Direct Loan Financing Activity: - Continued</b>						
Emergency Homeowners' Relief Fund	(**)	(**)	(**)	(**)	(**)	(**)
FHA-Mutual Mortgage Insurance Loans	.....	.....	(**)	-6	-6	-6
FHA-General and Special Risk Fund	60	60	(**)	629	629	688
Green Retrofit Program for Multifamily Housing Fund	.....	.....	.....	5	5	5
Department of the Interior:						
Bureau of Reclamation	.....	.....	.....	33	33	33
Bureau of Indian Affairs and Bureau of Indian Education	(**)	(**)	(**)	4	4	4
Assistance to American Samoa Loan Fund	.....	.....	.....	9	9	9
Department of State:						
Administration of Foreign Affairs:						
Repatriation Loans	(**)	(**)	(**)	1	1	1
Department of Transportation:						
Federal Highway Administration:						
Transportation Infrastructure Finance and Innovation Fund	155	155	-17	9,170	9,170	9,326
Tiger Tifia Loan Fund	(**)	(**)	(**)	618	618	618
Federal Railroad Administration:						
Railroad Rehabilitation and Improvement Loan Fund	130	130	6	1,052	1,052	1,182
Department of the Treasury:						
Departmental Offices:						
Community Development Financial Institutions Fund	7	7	29	396	396	402
GSE Mortgage-Backed Securities Purchase Program	.....	.....	.....	4,613	4,613	4,613
Temporary Credit and Liquidity Program	-202	-202	-127	5,658	5,658	5,457
Troubled Asset Relief Program	-163	-163	-2	419	419	256
Small Business Lending Program	-26	-26	-164	428	428	403
Bureau of the Fiscal Service	.....	.....	.....	(**)	(**)	(**)
Department of Veterans Affairs:						
Veterans Benefits Administration:						
Veterans Housing Benefit Program Fund	-5	-5	-6	440	440	435
Native American Veteran Housing Fund	2	2	-1	64	64	66
Transitional Housing Loans	(**)	(**)	(**)	(**)	(**)	(**)
Vocational Rehabilitation Loan Fund	(**)	(**)	(**)	1	1	1
International Assistance Programs:						
International Security Assistance:						
Foreign Military Loan Program	.....	.....	.....	-73	-73	-73
Military Debt Reduction	.....	.....	.....	30	30	30
Agency for International Development:						
International Debt Reduction	.....	.....	.....	31	31	31
Overseas Private Investment Corporation	62	62	1	1,765	1,765	1,827
International Monetary Programs	.....	.....	.....	-278	-278	-278
Small Business Administration:						
Business Loan Fund	-2	-2	-1	160	160	158
Disaster Loan Fund	18	18	-55	4,928	4,928	4,945
Independent Agencies:						
Export-Import Bank of the United States	67	67	-7	22,141	22,141	22,208
Federal Communications Commission:						
Spectrum Auction Loan Fund	(**)	(**)	(**)	(**)	(**)	(**)
<b>Net Activity, Direct Loan Financing</b>	<b>7,902</b>	<b>7,902</b>	<b>4,826</b>	<b>1,227,096</b>	<b>1,227,096</b>	<b>1,234,998</b>

Note: Details may not add to totals due to rounding.

Note: Federal credit programs provide benefits to the public in the form of direct loans and loan guarantees. This table reflects cash transactions and balances of the nonbudgetary financing fund accounts that result from the disbursement of loans, collection of fees, repayment of principal, sale of collateral, interest, and subsidy received from the credit program accounts at

net present value in accordance with the Credit Reform Act of 1990. Unreimbursed costs such as administrative expenses and subsidy payments are reported on a cash basis and included within each program's budgetary totals in Table 5.

... No Transactions

(\*\*) Less than absolute value of \$500,000

This Page Intentionally Left Blank

**Table 7. Receipts and Outlays of the U.S. Government by Month, Fiscal Year 2017**

Classification	[\$ millions]												Fiscal Year to Date	Comparable Period Prior F.Y.	
	Oct.	Nov.	Dec.	Jan.	Feb.	March	April	May	June	July	Aug.	Sept.			
<b>Receipts:</b>															
Individual Income Taxes	121,576													121,576	109,220
Corporation Income Taxes	2,277													2,277	4,256
<b>Social Insurance and Retirement Receipts:</b>															
Employment and General Retirement	76,312													76,312	74,382
Unemployment Insurance	2,723													2,723	2,156
Other Retirement	326													326	311
Excise Taxes	5,707													5,707	5,577
Estate and Gift Taxes	1,326													1,326	2,132
Customs Duties	3,069													3,069	3,435
Miscellaneous Receipts	8,376													8,376	9,577
<b>Total--Receipts This Year</b>	<b>221,692</b>													<b>221,692</b>	.....
<b>(On-Budget)</b>	<b>165,322</b>													<b>165,322</b>	.....
<b>(Off-Budget)</b>	<b>56,370</b>													<b>56,370</b>	.....
<i>Total--Receipts Prior Year</i>	<i>211,046</i>													.....	211,046
<i>(On-Budget)</i>	<i>155,934</i>													.....	155,934
<i>(Off-Budget)</i>	<i>55,112</i>													.....	55,112
<b>Outlays:</b>															
Legislative Branch	372													372	405
Judicial Branch	569													569	611
<b>Department of Agriculture:</b>															
Commodity Credit Corporation	9,667													9,667	4,881
Foreign Agricultural Service	132													132	119
Other	11,642													11,642	12,388
Department of Commerce	641													641	644
<b>Department of Defense--Military Programs:</b>															
Military Personnel	19,877													19,877	27,854
Operation and Maintenance	17,296													17,296	17,085
Procurement	6,046													6,046	6,107
Research, Development, Test, and Evaluation	4,348													4,348	4,190
Military Construction	651													651	898
Family Housing	77													77	171
Revolving and Management Funds	699													699	425
Other	564													564	974
<b>Total Department of Defense--Military Programs</b>	<b>49,556</b>													<b>49,556</b>	<b>57,705</b>
Department of Education	1,445													1,445	3,470
Department of Energy	2,243													2,243	2,544
<b>Department of Health and Human Services:</b>															
National Institutes of Health	2,219													2,219	2,218
<b>Centers for Medicare and Medicaid Services:</b>															
Grants to States for Medicaid	30,179													30,179	32,349
Federal Hospital Insurance Trust Fund	15,507													15,507	30,085
Federal Supplementary Medical Insurance Trust Fund	15,653													15,653	53,529
Other	33,623													33,623	33,999
Administration for Children and Families	4,331													4,331	3,599
Other	-37,816													-37,816	-38,865
Department of Homeland Security	4,422													4,422	3,812
Department of Housing and Urban Development	2,971													2,971	3,216
Department of the Interior	1,062													1,062	915
Department of Justice	2,285													2,285	2,167
<b>Department of Labor:</b>															
Unemployment Trust Fund	2,414													2,414	2,532
Other	-5,419													-5,419	-5,681
Department of State	1,863													1,863	2,583
<b>Department of Transportation:</b>															
Highway Trust Fund	4,054													4,054	2,238
Other	2,077													2,077	1,961
<b>Department of the Treasury:</b>															
Interest on Treasury Debt Securities (Gross)	23,043													23,043	16,790
Other	5,784													5,784	4,497
<b>Department of Veterans Affairs:</b>															

**Table 7. Receipts and Outlays of the U.S. Government by Month, Fiscal Year 2017 - Continued**

Classification	[\$ millions]												Fiscal Year to Date	Comparable Period Prior F.Y.		
	Oct.	Nov.	Dec.	Jan.	Feb.	March	April	May	June	July	Aug.	Sept.				
Outlays: - Continued																
Compensation and Pensions	537														537	12,313
National Service Life	58														58	68
Other	6,744														6,744	8,252
Corps of Engineers	470														470	86
Other Defense Civil Programs	156														156	9,508
Environmental Protection Agency	727														727	848
Executive Office of the President	31														31	31
General Services Administration	-199														-199	-34
International Assistance Programs:																
International Security Assistance	1,419														1,419	672
Multilateral Assistance	298														298	19
Agency for International Development	514														514	-27
Other	-39														-39	-981
National Aeronautics and Space Administration	1,276														1,276	1,318
National Science Foundation	623														623	538
Office of Personnel Management	8,386														8,386	8,129
Small Business Administration	75														75	68
Social Security Administration:																
Federal Old-Age and Survivors Insurance Trust Fund (Off-Budget)	65,433														65,433	62,644
Federal Disability Insurance Trust Fund (Off-Budget)	12,189														12,189	12,117
Other	268														268	9,030
Independent Agencies:																
Deposit Insurance Fund	64														64	429
FSLIC Resolution Fund	(**)														(**)	(**)
Postal Service:																
Off-Budget:																
Public Enterprise Funds	-1,425														-1,425	305
Other	3														3	51
Other	47														47	.....
Tennessee Valley Authority	6														6	-8
Other	1,749														1,749	3,136
Undistributed Offsetting Receipts:																
Employer Share, Employee Retirement	-19,507														-19,507	-19,208
Interest Received by Trust Funds	1,521														1,521	3,580
Rents and Royalties on the Outer Continental Shelf Lands	-61														-61	12
Other	(**)														(**)	(**)
<b>Totals This Year:</b>																
<b>Total Outlays</b>	<b>265,884</b>														<b>265,884</b>	<b>.....</b>
<b>(On-Budget)</b>	<b>199,910</b>														<b>199,910</b>	<b>.....</b>
<b>(Off-Budget)</b>	<b>65,974</b>														<b>65,974</b>	<b>.....</b>
<b>Total-Surplus (+) or Deficit (-)</b>	<b>-44,192</b>														<b>-44,192</b>	<b>.....</b>
<b>(On-Budget)</b>	<b>-34,588</b>														<b>-34,588</b>	<b>.....</b>
<b>(Off-Budget)</b>	<b>-9,604</b>														<b>-9,604</b>	<b>.....</b>
<b>Total Borrowing from the Public</b>	<b>112,656</b>														<b>112,656</b>	<b>-55,980</b>
<i>Total-Outlays Prior Year</i>	<i>347,604</i>														<i>.....</i>	<i>347,604</i>
<i>(On-Budget)</i>	<i>282,113</i>														<i>.....</i>	<i>282,113</i>
<i>(Off-Budget)</i>	<i>65,492</i>														<i>.....</i>	<i>65,492</i>
<i>Total-Surplus (+) or Deficit (-) Prior Year</i>	<i>-136,558</i>														<i>.....</i>	<i>-136,558</i>
<i>(On-Budget)</i>	<i>-126,178</i>														<i>.....</i>	<i>-126,178</i>
<i>(Off-Budget)</i>	<i>-10,380</i>														<i>.....</i>	<i>-10,380</i>

Note: Details may not add to totals due to rounding.

(\*\*) Less than absolute value of \$500,000

... No Transactions



**Table 8. Trust Fund Impact on Budget Results and Investment Holdings as of October 31, 2016**

[\$ millions]

Classification	This Month			Fiscal Year to Date			Securities Held as Investments Current Fiscal Year		
	Receipts	Outlays	Excess	Receipts	Outlays	Excess	Beginning of		Close of
							This Year	This Month	
<b>Trust Receipts, Outlays, and Investments Held:</b>									
Airport and Airway	290	490	-200	290	490	-200	13,400	13,400	14,146
Black Lung Disability	11	17	-6	11	17	-6	.....	.....	.....
Federal Disability Insurance	11,491	12,189	-699	11,491	12,189	-699	45,880	45,880	45,280
Federal Employees Life and Health	.....	-86	86	.....	-86	86	68,896	68,896	68,983
Federal Employees Retirement	2,913	7,189	-4,276	2,913	7,189	-4,276	906,637	906,637	902,375
Federal Hospital Insurance	20,150	15,610	4,539	20,150	15,610	4,539	192,209	192,209	196,948
Federal Old-Age and Survivors Insurance	55,104	65,433	-10,328	55,104	65,433	-10,328	2,796,712	2,796,712	2,786,445
Federal Supplementary Medical Insurance	39,608	15,653	23,955	39,608	15,653	23,955	63,336	63,336	89,883
Hazardous Substance Superfund	12	91	-78	12	91	-78	4,797	4,797	4,705
Highways	1,012	4,659	-3,647	1,012	4,659	-3,647	64,629	64,629	63,436
Military Advances	2,103	2,012	91	2,103	2,012	91	.....	.....	.....
Military Retirement	87,802	425	87,377	87,802	425	87,377	591,046	591,046	678,797
Railroad Retirement	835	1,041	-206	835	1,041	-206	2,202	2,202	2,148
Unemployment	2,745	2,426	320	2,745	2,426	320	53,776	53,776	51,496
Veterans Life Insurance	6	76	-70	6	76	-70	5,950	5,950	5,880
All Other Trust	580	575	5	580	575	5	27,569	27,569	27,723
<b>Total Trust Fund Receipts and Outlays and Investments Held from Table 6-D</b>	<b>224,663</b>	<b>127,799</b>	<b>96,863</b>	<b>224,663</b>	<b>127,799</b>	<b>96,863</b>	<b>4,837,039</b>	<b>4,837,039</b>	<b>4,938,244</b>
Less: Interfund Transactions	143,776	143,776	.....	143,776	143,776	.....	.....	.....	.....
Trust Fund Receipts and Outlays on the Basis of Tables 4 & 5	80,887	-15,976	96,863	80,887	-15,976	96,863			
<b>Total Federal Fund Receipts and Outlays</b>	<b>140,805</b>	<b>281,861</b>	<b>-141,056</b>	<b>140,805</b>	<b>281,861</b>	<b>-141,056</b>			
Less: Interfund Transactions	(**)	(**)	.....	(**)	(**)	.....			
Federal Fund Receipts and Outlays on the Basis of Table 4 & 5	140,805	281,861	-141,056	140,805	281,861	-141,056			
<b>Net Budget Receipts &amp; Outlays</b>	<b>221,692</b>	<b>265,884</b>	<b>-44,192</b>	<b>221,692</b>	<b>265,884</b>	<b>-44,192</b>			

Note: Details may not add to totals due to rounding.

Note: Interfund receipts and outlays are transactions between Federal funds and trust funds such as Federal payments and contributions, and interest and profits on investments in Federal securities. They have no net effect on overall budget receipts and outlays since the receipt side of such transactions is offset

against budget outlays. In this table, Interfund receipts are shown as an adjustment to arrive at total receipts and outlays of trust funds respectively.

... No Transactions

(\*\*) Less than absolute value of \$500,000

**Table 9. Summary of Receipts by Source, and Outlays by Function of the U.S. Government, October 2016 and Other Periods**

[\$ millions]			
Classification	This Month	Fiscal Year to Date	Comparable Period Prior Fiscal Year
<b>Receipts</b>			
Individual Income Taxes	121,576	121,576	109,220
Corporation Income Taxes	2,277	2,277	4,256
Social Insurance and Retirement Receipts:			
Employment and General Retirement	76,312	76,312	74,382
Unemployment Insurance	2,723	2,723	2,156
Other Retirement	326	326	311
Excise Taxes	5,707	5,707	5,577
Estate and Gift Taxes	1,326	1,326	2,132
Customs Duties	3,069	3,069	3,435
Miscellaneous Receipts	8,376	8,376	9,577
<b>Total</b>	<b>221,692</b>	<b>221,692</b>	<b>211,046</b>
<b>Net Outlays</b>			
National Defense	52,027	52,027	60,443
International Affairs	4,244	4,244	2,329
General Science, Space, and Technology	2,355	2,355	2,327
Energy	218	218	221
Natural Resources and Environment	2,782	2,782	2,265
Agriculture	11,882	11,882	7,284
Commerce and Housing Credit	-2,089	-2,089	879
Transportation	7,222	7,222	5,756
Community and Regional Development	2,378	2,378	1,559
Education, Training, Employment, and Social Services	3,978	3,978	5,895
Health	40,656	40,656	42,421
Medicare	23,636	23,636	75,411
Income Security	21,305	21,305	37,664
Social Security	77,620	77,620	74,758
Veterans Benefits and Services	7,410	7,410	20,632
Administration of Justice	4,502	4,502	4,489
General Government	1,923	1,923	2,462
Net Interest	23,403	23,403	20,005
Undistributed Offsetting Receipts	-19,567	-19,567	-19,197
<b>Total</b>	<b>265,884</b>	<b>265,884</b>	<b>347,604</b>

Note: Details may not add to totals due to rounding.

# Explanatory Notes

## 1. Flow of Data into Monthly Treasury Statement

The *Monthly Treasury Statement (MTS)* is assembled from data in the central accounting system. The major sources of data include monthly accounting reports by Federal entities and disbursing officers, and daily reports from the Federal Reserve banks. These reports detail accounting transactions affecting receipts and outlays of the Federal Government and off-budget Federal entities, and their related effect on the assets and liabilities of the U.S. Government. Information is presented in the *MTS* on a modified cash basis.

## 2. Notes on Receipts

Receipts included in the report are classified into the following major categories: (1) budget receipts and (2) offsetting collections (also called applicable receipts). Budget receipts are collections from the public that result from the exercise of the Government's sovereign or governmental powers, excluding receipts offset against outlays. These collections, also called governmental receipts, consist mainly of tax receipts (including social insurance taxes), receipts from court fines, certain licenses, and deposits of earnings by the Federal Reserve System. Refunds of receipts are treated as deductions from gross receipts.

Offsetting collections are from other Government accounts or the public that are of a business-type or market-oriented nature. They are classified into two major categories: (1) offsetting collections credited to appropriations or fund accounts, and (2) offsetting receipts (i.e., amounts deposited in receipt accounts). Collections credited to appropriation or fund accounts normally can be used without appropriation action by Congress. These occur in two instances: (1) when authorized by law, amounts collected for materials or services are treated as reimbursements to appropriations and (2) in the three types of revolving funds (public enterprise, intra governmental, and trust); collections are netted against spending, and outlays are reported as the net amount.

Offsetting receipts in receipt accounts cannot be used without being appropriated. They are subdivided into two categories: (1) proprietary receipts - these collections are from the public and they are offset against outlays by agency and by function, and (2) intra governmental funds - these are payments into receipt accounts from Governmental appropriation or fund accounts. The transactions may be intrabudgetary when the payment and receipt both occur within the budget or from receipts from off-budget Federal entities in those cases where payment is made by a Federal entity whose budget authority and outlays are excluded from the budget totals.

Intrabudgetary transactions are subdivided into three categories: (1) interfund transactions, where the payments are from one fund group (either Federal funds or trust funds) to a receipt account in the other fund group; (2) Federal intrafund transactions, where the payments and receipts both occur within the Federal fund group; and (3) trust intrafund transactions, where the payments and receipts both occur within the trust fund group.

Offsetting receipts are generally deducted from budget authority and outlays by function, by subfunction, or by agency. There are four types of receipts, however, that are deducted from budget totals as undistributed offsetting receipts. They are: (1) agencies' payments (including payments by off-budget Federal entities) as employers into employees retirement funds, (2) interest received by trust funds, (3) rents and royalties on the Outer Continental Shelf lands, and (4) other interest (i.e., interest collected on Outer Continental Shelf money in deposit funds when such money is transferred into the budget).

## 3. Notes on Outlays

Outlays are generally accounted for on the basis of checks issued, electronic funds transferred, or cash payments made. Certain outlays do not require issuance of cash or checks. An example is charges made against appropriations for that part of employees' salaries withheld for taxes or savings bond allotments - these are counted as payments to the employee and credits for whatever purpose the money was withheld. Outlays are stated net of offsetting collections (including receipts of revolving and management funds) and of refunds. Interest on the public debt (public issues) is recognized on the accrual basis. Federal credit programs subject to the Federal Credit Reform Act of 1990 use the cash

basis of accounting and are divided into two components. The portion of the credit activities that involve a cost to the Government (mainly subsidies) is included within the budget program accounts. The remaining portion of the credit activities are in non-budget financing accounts. Outlays of off-budget Federal entities are excluded by law from budget totals. However, they are shown separately and combined with the on-budget outlays to display total Federal outlays.

## 4. Processing

The data on payments and collections are reported by account symbol into the central accounting system. In turn, the data are extracted from this system for use in the preparation of the *MTS*.

There are two major checks which are conducted to assure consistency of the data reported:

1. Verification of payment data. The monthly payment activity reported by Federal entities on the Statements of Transactions is compared to the payment activity of Federal entities as reported by disbursing officers.
2. Verification of collection data. Reported collections appearing on Statements of Transactions are compared to deposits as reported by Federal Reserve Banks.

## 5. Other Sources of Information About Federal Government Financial Activities

- *A Glossary of Terms Used in the Federal Budget Process, 2005* (Available from the U.S. Government Accountability Office, at calling 202-512-6000. This glossary provides a basic reference document of standardized definitions of terms used by the Federal Government in the budget making process).
- *Daily Treasury Statement* (Available on the internet at <http://www.fms.treas.gov/dts/>). *The Daily Treasury Statement* is published each working day of the Federal Government and provides data on the cash and debt operations of the Treasury.
- *Monthly Statement of the Public Debt of the United States* (Available on the internet at <http://www.treasurydirect.gov/govt/reports/pd/mspd/mspd.htm>). This publication provides detailed information concerning the public debt.
- *Treasury Bulletin* (Available from GPO, Washington, D.C. 20401 on a subscription or single copy and on the internet at [http://www.fiscal.treasury.gov/fsreports/rpt/treasBulletin/treasBulletin\\_home.htm](http://www.fiscal.treasury.gov/fsreports/rpt/treasBulletin/treasBulletin_home.htm)). Quarterly, contains a mix of narrative, tables, and charts on Treasury issues, Federal financial operations, international statistics, and special reports.
- *Budget of the United States Government, Fiscal Year 20\_\_* (Available from GPO, Washington, D.C. 20401 on a subscription basis only and on the internet at <http://www.access.gpo.gov/usbudget>). This publication is a single volume which provides budget information and contains:
  - *Appendix, The Budget of the United States Government, FY 20\_\_*
  - *The United States Budget in Brief, FY 20\_\_*
  - *Analytical Perspectives*
  - *Historical Tables*
- *Combined Statement of Receipts, Outlays, and Balances of the United States Government* (Available from Bureau of the Fiscal Service, U.S. Department of Treasury, Washington, D.C. 20227 and on the internet at [http://www.fiscal.treasury.gov/fsreports/rpt/combStmt/combStmt\\_home.htm](http://www.fiscal.treasury.gov/fsreports/rpt/combStmt/combStmt_home.htm)). This report includes budgetary results at the summary level and presents individual receipt and appropriation accounts at the detail level.

**Scheduled Release**

**The release date for the November 2016 Statement  
will be 2:00 p.m. EST December 12, 2016.**

Internet service subscribers can access the current issue of the Monthly Treasury Statement through the  
Bureau of the Fiscal Service's website:

[http://www.fiscal.treasury.gov/fsreports/rpt/mthTreasStmnt/mthTreasStmnt\\_home.htm](http://www.fiscal.treasury.gov/fsreports/rpt/mthTreasStmnt/mthTreasStmnt_home.htm)