



# Final Monthly Treasury Statement

of Receipts and Outlays  
of the United States Government

For Fiscal Year 2013 Through **September 30, 2013**, and Other Periods

## Highlight

This issue includes the final budget results and details a deficit of \$680 billion for fiscal year 2013.

Since September 1, 2013, the normal date for these expenditures, fell on a non-business day, outlays for military active duty and retirement, Veterans' benefits, Supplemental Security Income and Medicare payments to Health Maintenance Organizations moved to August 30, 2013.

### Receipts, Outlays, and Surplus/Deficit for September 2013

[ \$billions ]



### Receipts, Outlays, and Surplus/Deficit through Fiscal Year 2013

[ \$billions ]



Compiled and Published by

*Department of the Treasury*  
*Bureau of the Fiscal Service*

Contents			
Summary	page 2	Receipts/outlays by month	page 32
Receipts	page 6	Federal trust funds/securities	page 34
Outlays	page 7	Receipts by source/outlays by function	page 34
Means of financing	page 20	Explanatory notes	page 35

## Introduction

The *Monthly Treasury Statement of Receipts and Outlays of the United States Government (MTS)* is prepared by the Bureau of Fiscal Service, Department of the Treasury, and after approval by the Fiscal Assistant Secretary of the Treasury; is normally released on the 8th workday of the month following the reporting month. The publication is based on data provided by Federal entities, disbursing officers, and Federal Reserve banks.

### AUDIENCE

The *MTS* is published to meet the needs of those responsible for or interested in the cash position of the Treasury, those who are responsible or interested in the Government's budget results; and individuals and businesses whose operations depend upon or are related to the Government's financial operations.

### DISCLOSURE STATEMENT

This statement summarizes the financial activities of the Federal Government and off-budget Federal entities conducted in accordance with the Budget of the U.S. Government, i.e., receipts and outlays of funds, the surplus or deficit, and the means of financing the deficit or disposing of the surplus. Information is presented on a modified cash basis; receipts are accounted for on the basis of collections; refunds of receipts are treated as deductions from gross receipts; revolving and

management fund receipts, reimbursements and refunds of monies previously expended are treated as deductions from gross outlays; and interest on the public debt (public issues) is recognized on the accrual basis. Major information sources include accounting data reported by Federal entities, disbursing officers, and Federal Reserve banks.

### TRIAD OF PUBLICATIONS

The *MTS* is part of a triad of Treasury financial reports. The *Daily Treasury Statement* is published each working day of the Federal Government. It provides data on the cash and debt operations of the Treasury based upon reporting of the Treasury account balances by Federal Reserve banks. The *MTS* is a report of Government receipts and outlays, based on agency reporting. The *Combined Statement of Receipts, Outlays, and Balances of the United States Government* is the official publication of the detailed receipts and outlays of the Government. It is published annually in accordance with legislative mandates given to the Secretary of the Treasury.

### DATA SOURCES AND INFORMATION

The Explanatory Notes section of this publication provides information concerning the flow of data into the *MTS* and sources of information relevant to the *MTS*.

**Table 1. Summary of Receipts, Outlays, and the Deficit/Surplus of the U.S. Government, Fiscal Years 2012 and 2013, by Month**

Period	[\$ millions]		
	Receipts	Outlays	Deficit/Surplus (-)
<b>FY 2012</b>			
October.....	163,072	261,539	98,466
November.....	152,402	289,704	137,302
December.....	239,963	325,930	85,967
January.....	234,319	261,726	27,407
February.....	103,413	335,090	231,677
March.....	171,215	369,372	198,157
April.....	318,807	259,690	-59,117
May.....	180,713	305,348	124,636
June.....	260,177	319,919	59,741
July.....	184,585	254,190	69,604
August.....	178,860	369,393	190,533
September.....	261,566	186,386	-75,180
<b>Year-to-Date.....</b>	<b>2,449,093</b>	<b>3,538,286</b>	<b>1,089,193</b>
<b>FY 2013</b>			
October.....	184,316	304,311	119,995
November.....	161,730	333,841	172,112
December.....	269,508	270,699	1,191
January.....	272,225	269,342	-2,883
February.....	122,815	326,354	203,539
March.....	186,018	292,548	106,530
April.....	406,723	293,834	-112,889
May.....	197,182	335,914	138,732
June.....	286,627	170,126	-116,501
July.....	200,030	297,627	97,597
August.....	185,370	333,293	147,923
September.....	301,435	226,366	-75,070
<b>Year-to-Date.....</b>	<b>2,773,978</b>	<b>3,454,253</b>	<b>680,276</b>

<sup>1</sup>The receipt, outlay and deficit figures differ from the *FY 2014 Budget*, released by the Office of Management and Budget on April 10, 2013. The deficit figure differs by -\$2,230 million, due mainly to revisions in the data following the release of the Final Monthly Treasury Statement.

Note: Details may not add to total due to rounding.

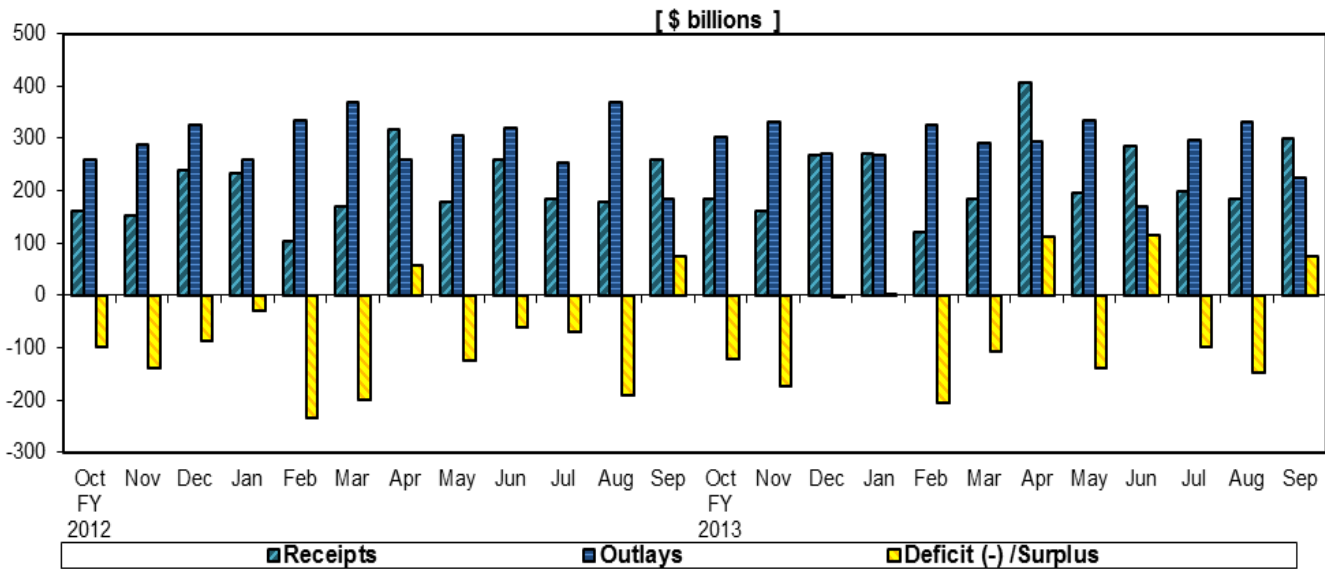
**Table 2. Summary of Budget and Off-Budget Results and Financing of the U.S. Government, September 2013 and Other Periods**

Classification	[\$ millions]				
	This Month	Current Fiscal Year to Date	Budget Estimates Full Fiscal Year <sup>1</sup>	Prior Fiscal Year to Date (2012)	Budget Estimates Next Fiscal Year (2014) <sup>1</sup>
<b>Total On-Budget and Off-Budget Results:</b>					
Total Receipts.....	301,435	2,773,978	2,776,563	2,449,093	3,023,004
On-Budget Receipts.....	242,172	2,100,704	2,102,420	1,879,592	2,283,787
Off-Budget Receipts.....	59,264	673,274	674,143	569,501	739,217
Total Outlays.....	226,366	3,454,253	3,535,881	3,538,286	3,773,373
On-Budget Outlays.....	158,930	2,820,440	2,899,631	3,030,697	3,068,252
Off-Budget Outlays.....	67,436	633,813	636,250	507,589	705,121
Total Surplus (+) or Deficit (-).....	+75,070	-680,276	-759,318	-1,089,193	-750,369
On-Budget Surplus (+) or Deficit (-).....	+83,241	-719,736	-797,211	-1,151,105	-784,465
Off-Budget Surplus (+) or Deficit (-).....	-8,172	+39,461	+37,893	+61,912	+34,096
Total On-Budget and Off-Budget Financing.....	-75,070	680,276	759,318	1,089,193	750,369
<b>Means of Financing:</b>					
Borrowing from the Public.....	7,392	702,018	931,719	1,152,249	873,683
Reduction of Operating Cash, Increase (-).....	-62,251	-2,940	-24,554	-27,356	20,000
By Other Means.....	-20,211	-18,803	-147,847	-35,699	-143,314

<sup>1</sup>These estimates are based on the *Mid-Session Review of the FY 2014 Budget*, released by the Office of Management and Budget on July 8, 2013.

... No Transactions  
Note: Details may not add to totals due to rounding.

**Figure 1. Monthly Receipts, Outlays, and Budget Deficit/Surplus of the U.S. Government, Fiscal Years 2012 and 2013**



**Figure 2. Cumulative Monthly Receipts, Outlays, and Budget Deficit/Surplus of the U.S. Government, Fiscal Years 2012 and 2013**

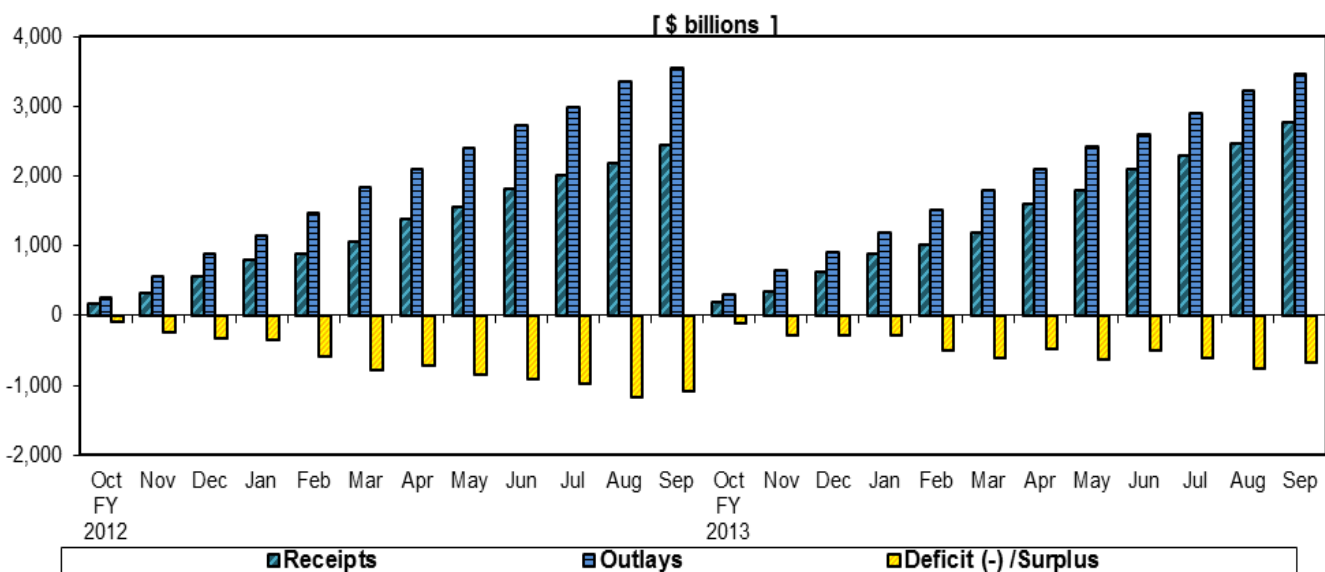


Figure 3. Monthly Receipts of the U.S. Government, by Source, Fiscal Years 2012 and 2013

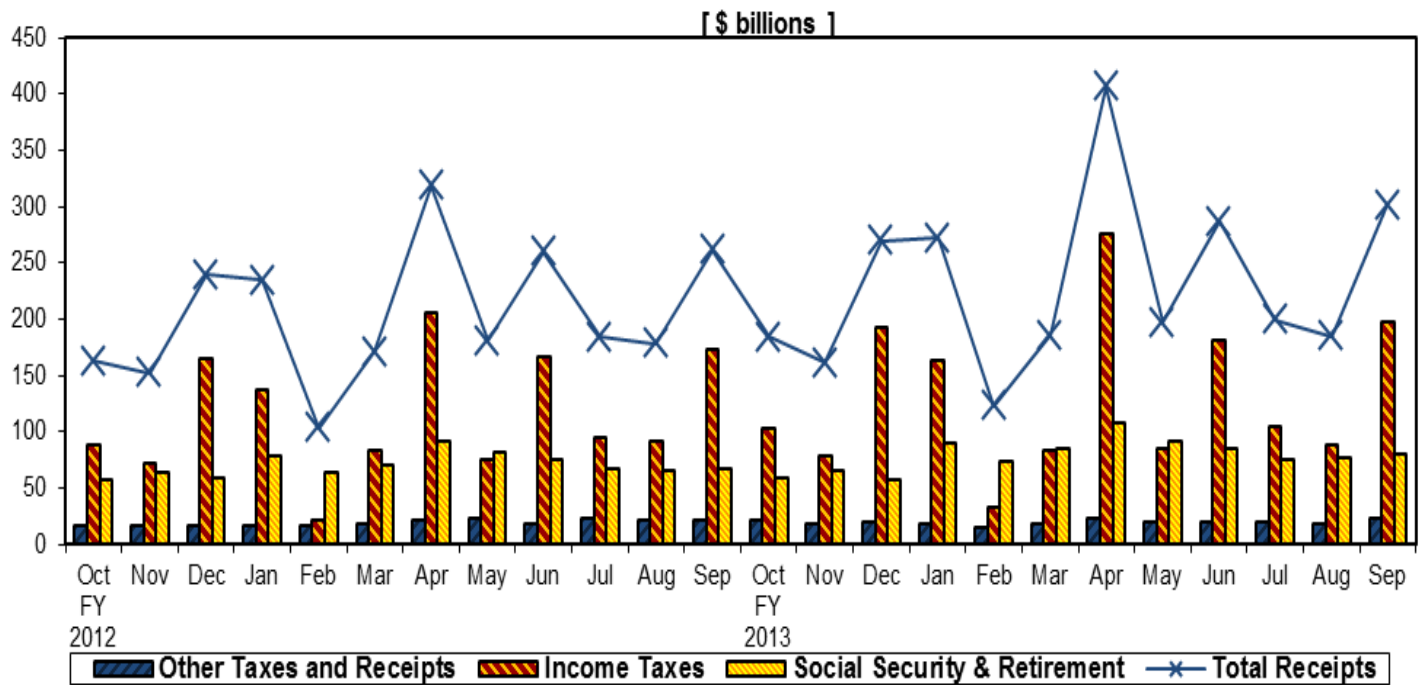
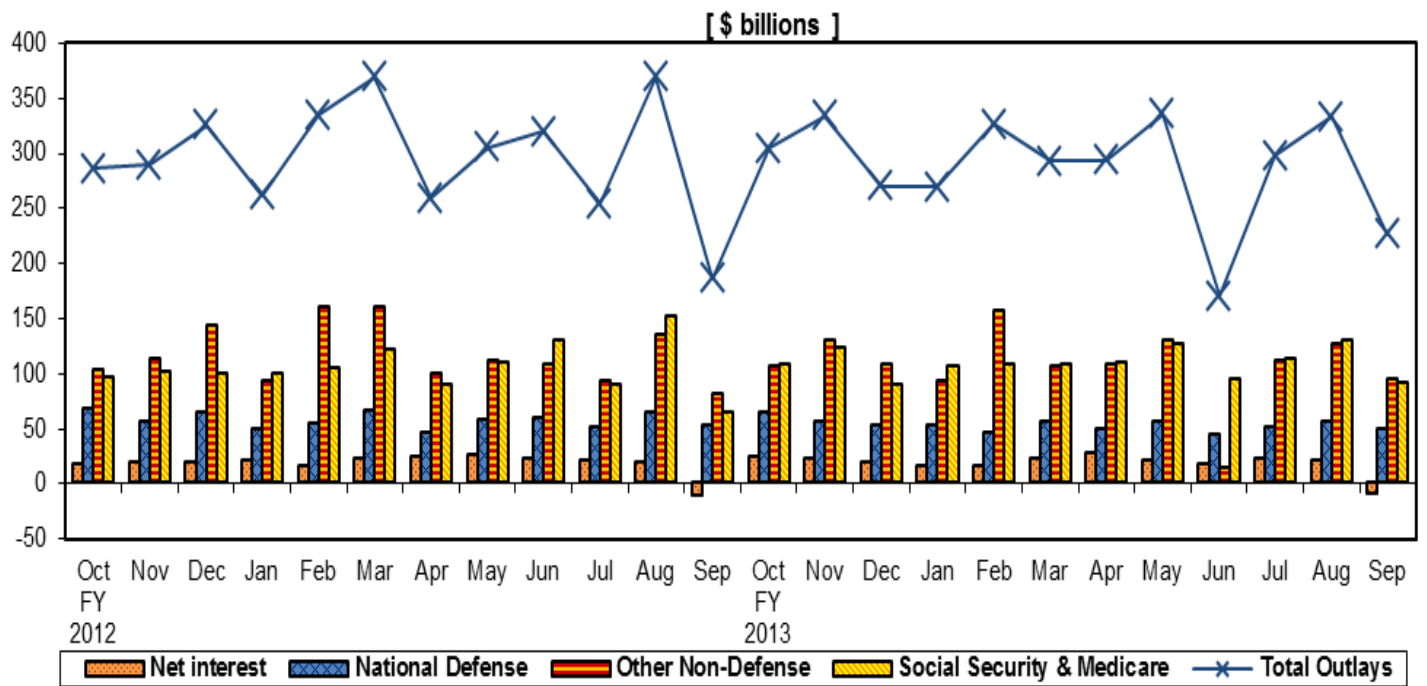


Figure 4. Monthly Outlays of the U.S. Government, by Function, Fiscal Years 2012 and 2013



**Table 3. Summary of Receipts and Outlays of the U.S. Government, September 2013 and Other Periods**

Classification	[\$ millions]			
	This Month	Current Fiscal Year to Date	Comparable Prior Period Year to Date	Budget Estimates Full Fiscal Year <sup>1</sup>
<b>Budget Receipts</b>				
Individual Income Taxes.....	140,870	1,316,405	1,132,206	1,309,683
Corporation Income Taxes.....	57,146	273,506	242,289	278,684
Social Insurance and Retirement Receipts:				
Employment and General Retirement (Off-Budget).....	59,264	673,274	569,501	674,143
Employment and General Retirement (On-Budget).....	19,721	214,171	205,426	214,817
Unemployment Insurance.....	286	56,810	66,647	58,593
Other Retirement.....	308	3,564	3,739	3,746
Excise Taxes.....	11,114	84,008	79,061	85,334
Estate and Gift Taxes.....	1,129	18,912	13,973	17,690
Customs Duties.....	2,956	31,814	30,307	32,154
Miscellaneous Receipts.....	8,642	101,513	105,943	101,719
<b>Total Receipts.....</b>	<b>301,435</b>	<b>2,773,978</b>	<b>2,449,093</b>	<b>2,776,563</b>
(On-Budget).....	242,172	2,100,704	1,879,592	2,102,420
(Off-Budget).....	59,264	673,274	569,501	674,143
<b>Budget Outlays</b>				
Legislative Branch.....	374	4,329	4,437	4,792
Judicial Branch.....	557	7,065	7,228	7,283
Department of Agriculture.....	9,409	155,893	139,714	159,620
Department of Commerce.....	814	9,137	10,271	9,391
Department of Defense-Military Programs.....	47,859	607,801	650,864	610,266
Department of Education.....	2,185	40,910	57,249	44,431
Department of Energy.....	2,099	24,675	32,481	25,977
Department of Health and Human Services.....	53,399	886,293	848,054	903,970
Department of Homeland Security.....	4,947	57,219	47,423	58,377
Department of Housing and Urban Development.....	24,031	56,576	49,597	56,518
Department of the Interior.....	1,151	9,606	12,889	9,964
Department of Justice.....	2,617	29,742	31,159	29,897
Department of Labor.....	4,379	80,310	104,610	86,163
Department of State.....	4,153	25,926	26,948	29,536
Department of Transportation.....	8,715	76,320	75,148	78,505
Department of the Treasury:				
Interest on Treasury Debt Securities (Gross).....	19,844	415,670	359,241	414,655
Other.....	-40,438	-16,617	105,471	-10,700
Department of Veterans Affairs.....	6,975	138,464	124,126	138,901
Corps of Engineers.....	556	6,300	7,777	7,180
Other Defense Civil Programs.....	908	56,812	77,314	56,453
Environmental Protection Agency.....	938	9,484	12,796	9,158
Executive Office of the President.....	34	380	405	384
General Services Administration.....	-186	-369	1,754	-124
International Assistance Program.....	1,821	19,741	20,009	21,630
National Aeronautics and Space Administration.....	1,743	16,976	17,190	16,802
National Science Foundation.....	760	7,417	7,256	7,293
Office of Personnel Management.....	6,990	83,868	79,456	89,465
Small Business Administration.....	105	476	2,936	893
Social Security Administration.....	68,976	867,394	821,144	868,958
Other Independent Agencies.....	-2,314	25,909	34,017	37,506
Allowances.....	.....	.....	.....	14,335
Undistributed Offsetting Receipts:				
Interest.....	-444	-156,675	-127,142	-155,978
Other.....	-6,593	-92,783	-103,535	-95,620
<b>Total Outlays.....</b>	<b>226,366</b>	<b>3,454,253</b>	<b>3,538,286</b>	<b>3,535,881</b>
(On-Budget).....	158,930	2,820,440	3,030,697	2,899,631
(Off-Budget).....	67,436	633,813	507,589	636,250
<b>Surplus (+) or Deficit (-).....</b>	<b>+75,070</b>	<b>-680,276</b>	<b>-1,089,193</b>	<b>-759,318</b>
(On-Budget).....	+83,241	-719,736	-1,151,105	-797,211
(Off-Budget).....	-8,172	+39,461	+61,912	+37,893

<sup>1</sup>These estimates are based on the *Mid-Session Review of the FY 2014 Budget*, released by the Office of Management and Budget on July 8, 2013.

... No Transactions  
Note: Details may not add to totals due to rounding.

**Table 4. Receipts of the U.S. Government, September 2013 and Other Periods**

Classification	This Month			Current Fiscal Year to Date			Prior Fiscal Year to Date		
	Gross Receipts	Refunds (Deduct)	Receipts	Gross Receipts	Refunds (Deduct)	Receipts	Gross Receipts	Refunds (Deduct)	Receipts
<b>Individual Income Taxes:</b>									
Withheld .....	185,481			1,102,746			1,018,104		
Presidential Election Campaign Fund .....	(**)			35			37		
Other .....	158,362			443,616			352,317		
<b>Total--Individual Income Taxes .....</b>	<b>143,843</b>	<b>2,974</b>	<b>140,870</b>	<b>1,546,398</b>	<b>229,992</b>	<b>1,316,405</b>	<b>1,370,458</b>	<b>238,253</b>	<b>1,132,206</b>
<b>Corporation Income Taxes .....</b>	<b>59,905</b>	<b>2,759</b>	<b>57,146</b>	<b>312,476</b>	<b>38,971</b>	<b>273,506</b>	<b>281,841</b>	<b>39,551</b>	<b>242,289</b>
<b>Social Insurance and Retirement Receipts:</b>									
<b>Employment and General Retirement:</b>									
<b>Federal Old-Age and Survivors Ins. Trust Fund:</b>									
Federal Insurance Contributions Act Taxes .....	148,760	2,088	46,671	550,566	2,088	548,477	465,157	1,970	463,186
Self-Employment Contributions Act Taxes .....	15,681		5,681	32,072		32,072	26,675		26,675
Adjustments Attributable to Prior Years .....	1-1,689		-1,689	-4,994		-4,994	-3,079		-3,079
<b>Total--FOASI Trust Fund .....</b>	<b>52,752</b>	<b>2,088</b>	<b>50,664</b>	<b>577,643</b>	<b>2,088</b>	<b>575,555</b>	<b>488,753</b>	<b>1,970</b>	<b>486,783</b>
<b>Federal Disability Insurance Trust Fund:</b>									
Federal Insurance Contributions Act Taxes .....	18,280	355	7,926	93,498	355	93,144	79,013	335	78,678
Self-Employment Contributions Act Taxes .....	965		965	5,445		5,445	4,531		4,531
Adjustments Attributable to Prior Years .....	1-291		-291	-870		-870	-491		-491
<b>Total--FDI Trust Fund .....</b>	<b>8,955</b>	<b>355</b>	<b>8,600</b>	<b>98,074</b>	<b>355</b>	<b>97,719</b>	<b>83,053</b>	<b>335</b>	<b>82,718</b>
<b>Federal Hospital Insurance Trust Fund:</b>									
Federal Insurance Contributions Act Taxes .....	117,012		17,012	194,954		194,954	185,859		185,859
Self-Employment Contributions Act Taxes .....	2,687		2,687	15,894		15,894	14,267		14,267
Receipts from Railroad Retirement Board .....				547		547	484		484
Adjustments Attributable to Prior Years .....	1-411		-411	-2,125		-2,125	533		533
<b>Total--FHI Trust Fund .....</b>	<b>19,288</b>		<b>19,288</b>	<b>209,271</b>		<b>209,271</b>	<b>201,143</b>		<b>201,143</b>
<b>Railroad Retirement :</b>									
Rail Pension and Supplemental Annuity .....	235	(**)	235	2,858	31	2,827	2,522	3	2,519
Social Security Equivalent Account .....	197	(**)	197	2,106	32	2,073	1,767	3	1,765
<b>Total--Employment and General Retirement: .....</b>	<b>81,428</b>	<b>2,443</b>	<b>78,985</b>	<b>889,951</b>	<b>2,507</b>	<b>887,445</b>	<b>777,238</b>	<b>2,311</b>	<b>774,927</b>
<b>Unemployment Insurance:</b>									
Deposits by States .....	270		270	48,952		48,952	59,378		59,378
Federal Unemployment Tax Act Taxes .....	31	15	16	7,896	148	7,748	7,159	100	7,059
Railroad Unemployment Taxes .....	(**)		(**)	111		111	210		210
<b>Total--Unemployment Insurance .....</b>	<b>301</b>	<b>15</b>	<b>286</b>	<b>56,958</b>	<b>148</b>	<b>56,810</b>	<b>66,747</b>	<b>100</b>	<b>66,647</b>
<b>Other Retirement:</b>									
Federal Employees Retirement - Employee Share .....	306		306	3,538		3,538	3,711		3,711
Non-Federal Employees Retirement .....	2		2	26		26	28		28
<b>Total--Other Retirement .....</b>	<b>308</b>		<b>308</b>	<b>3,564</b>		<b>3,564</b>	<b>3,739</b>		<b>3,739</b>
<b>Total--Social Insurance and Retirement Receipts .....</b>	<b>82,037</b>	<b>2,458</b>	<b>79,579</b>	<b>950,474</b>	<b>2,655</b>	<b>947,819</b>	<b>847,724</b>	<b>2,411</b>	<b>845,313</b>
<b>Excise Taxes:</b>									
Miscellaneous Excise Taxes .....	4,809	716	4,093	38,425	4,015	34,410	30,207	4,475	25,732
Airport and Airway Trust Fund .....	1,698	3	1,695	12,677	18	12,659	12,555	22	12,532
Highway Trust Fund .....	5,252		5,252	36,410		36,410	40,168		40,168
Black Lung Disability Trust Fund .....	74		74	529		529	629		629
<b>Total--Excise Taxes .....</b>	<b>11,833</b>	<b>719</b>	<b>11,114</b>	<b>88,042</b>	<b>4,033</b>	<b>84,008</b>	<b>83,559</b>	<b>4,497</b>	<b>79,061</b>
<b>Estate and Gift Taxes .....</b>	<b>1,184</b>	<b>55</b>	<b>1,129</b>	<b>19,830</b>	<b>918</b>	<b>18,912</b>	<b>14,450</b>	<b>477</b>	<b>13,973</b>
<b>Customs Duties .....</b>	<b>3,070</b>	<b>114</b>	<b>2,956</b>	<b>33,119</b>	<b>1,305</b>	<b>31,814</b>	<b>32,080</b>	<b>1,773</b>	<b>30,307</b>
<b>Miscellaneous Receipts:</b>									
Deposits of Earnings by Federal Reserve Banks .....	6,311		6,311	75,767		75,767	81,957		81,957
Universal Service Fund .....	786		786	9,809		9,809	10,014		10,014
All Other .....	1,549	3	1,546	15,972	33	15,938	14,019	47	13,972
<b>Total -- Miscellaneous Receipts .....</b>	<b>8,646</b>	<b>3</b>	<b>8,642</b>	<b>101,547</b>	<b>33</b>	<b>101,513</b>	<b>105,990</b>	<b>47</b>	<b>105,943</b>
<b>Total -- Receipts .....</b>	<b>310,517</b>	<b>9,082</b>	<b>301,435</b>	<b>3,051,886</b>	<b>277,908</b>	<b>2,773,978</b>	<b>2,736,103</b>	<b>287,010</b>	<b>2,449,093</b>
<b>Total -- On-Budget .....</b>	<b>248,810</b>	<b>6,639</b>	<b>242,172</b>	<b>2,376,168</b>	<b>275,465</b>	<b>2,100,704</b>	<b>2,164,297</b>	<b>284,704</b>	<b>1,879,592</b>
<b>Total -- Off-Budget .....</b>	<b>61,707</b>	<b>2,443</b>	<b>59,264</b>	<b>675,717</b>	<b>2,443</b>	<b>673,274</b>	<b>571,806</b>	<b>2,305</b>	<b>569,501</b>

<sup>1</sup>In accordance with the Social Security Act as amended: "Individual income taxes, Withheld" have been increased and "Federal Insurance Contribution Act Taxes correspondingly decreased by \$2,381 million to correct estimates for the quarter ending September, 2012. "Individual Income Taxes, Other" have been increased and "Self-Employment Contribution Act Taxes" correspondingly decreased by \$9 million to correct estimates for calendar year 2010 and prior.

... No Transactions  
 (\*\*) Less than \$500,000  
 Note: Details may not add to totals due to rounding.

**Table 5. Outlays of the U.S. Government, September 2013 and Other Periods**

[\$ millions]

Classification	This Month			Current Fiscal Year to Date			Prior Fiscal Year to Date		
	Gross Outlays	Applicable Receipts	Outlays	Gross Outlays	Applicable Receipts	Outlays	Gross Outlays	Applicable Receipts	Outlays
<b>Legislative Branch:</b>									
Senate.....	74	(**)	74	857	3	854	900	4	896
House of Representatives .....	108	(**)	108	1,259	2	1,256	1,353	3	1,351
Joint Items .....	1	.....	1	18	.....	18	18	.....	18
Capitol Police.....	34	.....	34	346	.....	346	332	.....	332
Congressional Budget Office.....	5	.....	5	43	.....	43	45	.....	45
Architect of the Capitol.....	48	(**)	48	515	5	511	539	5	535
Library of Congress .....	67	1	66	632	10	622	645	9	636
Government Printing Office .....	-27	.....	-27	89	.....	89	33	.....	33
Government Accountability Office.....	57	.....	57	498	.....	498	506	.....	506
United States Tax Court .....	4	.....	4	50	.....	50	50	.....	50
Other Legislative Branch Agencies.....	6	.....	6	62	.....	62	64	.....	64
Proprietary Receipts from the Public .....	.....	1	-1	.....	10	-10	.....	16	-16
Intrabudgetary Transaction.....	(**)	.....	(**)	-9	.....	-9	-12	.....	-12
Offsetting Governmental Receipts.....	.....	.....	.....	.....	(**)	(**)	.....	(**)	(**)
<b>Total--Legislative Branch.....</b>	<b>377</b>	<b>3</b>	<b>374</b>	<b>4,359</b>	<b>30</b>	<b>4,329</b>	<b>4,474</b>	<b>37</b>	<b>4,437</b>
<b>Judicial Branch:</b>									
Supreme Court of the United States.....	8	.....	8	85	.....	85	88	.....	88
Courts of Appeals, District Courts, and Other .....	.....	.....	.....	.....	.....	.....	.....	.....	.....
Judicial Services.....	553	.....	553	7,124	.....	7,124	7,374	.....	7,374
Other .....	2	.....	2	356	.....	356	358	.....	358
Proprietary Receipts from the Public .....	.....	2	-2	.....	150	-150	.....	126	-126
Intrabudgetary Transactions.....	-3	.....	-3	-351	.....	-351	-466	.....	-466
<b>Total--Judicial Branch.....</b>	<b>560</b>	<b>2</b>	<b>557</b>	<b>7,215</b>	<b>150</b>	<b>7,065</b>	<b>7,354</b>	<b>126</b>	<b>7,228</b>
<b>Department of Agriculture:</b>									
Agricultural Research Service.....	122	.....	122	1,116	.....	1,116	1,176	.....	1,176
National Institute of Food and Agriculture:									
Research and Education Activities .....	83	.....	83	662	.....	662	729	.....	729
Extension Activities.....	30	.....	30	395	.....	395	527	.....	527
Other .....	15	.....	15	132	.....	132	120	.....	120
Animal and Plant Health Inspection Service .....	116	.....	116	1,054	.....	1,054	1,133	.....	1,133
Food Safety and Inspection Service .....	123	.....	123	1,008	.....	1,008	996	.....	996
Agricultural Marketing Service .....	128	.....	128	1,087	.....	1,087	1,137	.....	1,137
Risk Management Agency:									
Administrative and Operating Expenses .....	9	.....	9	73	.....	73	77	.....	77
Federal Crop Insurance Corporation Fund .....	3,638	5,996	-2,357	22,527	8,793	13,734	9,811	5,001	4,810
Farm Service Agency:									
Salaries and Expenses.....	-163	.....	-163	1,133	.....	1,133	1,066	.....	1,066
USDA Supplemental Assistance.....	(**)	.....	(**)	2	.....	2	2	.....	2
Agricultural Disaster Relief Fund .....	31	.....	31	1,761	.....	1,761	694	.....	694
Commodity Credit Corporation .....	824	807	17	19,430	11,184	8,246	18,328	11,298	7,030
Tobacco Trust Fund.....	191	.....	191	857	.....	857	891	.....	891
Agricultural Credit Insurance Fund .....	288	9	278	560	172	388	681	203	478
Other .....	1,129	.....	1,129	1,187	.....	1,187	75	.....	75
<b>Total--Farm Service Agency.....</b>	<b>2,300</b>	<b>816</b>	<b>1,484</b>	<b>24,928</b>	<b>11,356</b>	<b>13,573</b>	<b>21,735</b>	<b>11,501</b>	<b>10,234</b>
Natural Resources Conservation Service:									
Conservation Operations.....	75	.....	75	794	.....	794	835	.....	835
Farm Security and Rural Investment Programs.....	227	.....	227	2,811	.....	2,811	2,767	.....	2,767
Other .....	16	.....	16	163	.....	163	192	.....	192
Rural Development.....	65	.....	65	209	.....	209	227	.....	227
Rural Housing Service:									
Rural Housing Insurance Fund .....	11	46	-35	1,646	631	1,015	1,321	620	701
Rental Assistance Program .....	86	.....	86	1,128	.....	1,128	1,115	.....	1,115
Other .....	13	.....	13	214	.....	214	224	.....	224
Rural Utilities Service:									
Rural Electrification and Telecommunications Fund .....	1,719	1,649	70	2,519	2,586	-67	712	2,044	-1,332
Other .....	142	17	125	1,550	203	1,347	1,555	228	1,327
Foreign Agricultural Service.....	21	.....	21	1,743	.....	1,743	1,770	.....	1,770
Food and Nutrition Service:									
Supplemental Nutrition Assistance Program.....	6,854	.....	6,854	82,548	.....	82,548	80,401	.....	80,401
Child Nutrition Programs.....	912	.....	912	19,325	.....	19,325	18,309	.....	18,309
Special Supplemental Nutrition Program for Women, Infants, and Children (WIC).....	574	.....	574	6,557	.....	6,557	6,837	.....	6,837
Other .....	28	.....	28	414	.....	414	396	.....	396
<b>Total--Food and Nutrition Service.....</b>	<b>8,367</b>	<b>.....</b>	<b>8,367</b>	<b>108,844</b>	<b>.....</b>	<b>108,844</b>	<b>105,943</b>	<b>.....</b>	<b>105,943</b>
Forest Service:									
National Forest System .....	159	.....	159	1,535	.....	1,535	1,597	.....	1,597
Capital Improvement and Maintenance .....	35	.....	35	427	.....	427	563	.....	563
Wildland Fire Management.....	346	.....	346	2,580	.....	2,580	2,392	.....	2,392
Forest Service Permanent Appropriations .....	74	.....	74	503	.....	503	524	.....	524
Other .....	96	.....	96	1,055	.....	1,055	993	.....	993
<b>Total--Forest Service.....</b>	<b>710</b>	<b>.....</b>	<b>710</b>	<b>6,101</b>	<b>.....</b>	<b>6,101</b>	<b>6,068</b>	<b>.....</b>	<b>6,068</b>
Other .....	240	4	237	1,078	44	1,035	1,012	42	970
Proprietary Receipts from the Public .....	.....	186	-186	.....	2,279	-2,279	.....	2,049	-2,049
Intrabudgetary Transactions.....	-135	.....	-135	2	.....	2	16	.....	16
<b>Total--Department of Agriculture.....</b>	<b>18,122</b>	<b>8,713</b>	<b>9,409</b>	<b>181,785</b>	<b>25,892</b>	<b>155,893</b>	<b>161,197</b>	<b>21,484</b>	<b>139,714</b>

**Table 5. Outlays of the U.S. Government, September 2013 and Other Periods—Continued**

Classification	[\$ millions]								
	This Month			Current Fiscal Year to Date			Prior Fiscal Year to Date		
	Gross Outlays	Applicable Receipts	Outlays	Gross Outlays	Applicable Receipts	Outlays	Gross Outlays	Applicable Receipts	Outlays
<b>Department of Commerce:</b>									
Economic Development Administration .....	27	(**)	27	439	1	439	435	1	434
Bureau of the Census .....	28	.....	28	1,053	.....	1,053	1,078	.....	1,078
International Trade Administration .....	55	.....	55	448	.....	448	454	.....	454
National Oceanic and Atmospheric Administration .....	534	-14	548	5,338	95	5,243	5,444	202	5,242
National Institute of Standards and Technology .....	69	.....	69	904	.....	904	1,042	.....	1,042
National Telecommunication and Information Administration .....	71	.....	71	1,039	.....	1,039	1,857	.....	1,857
Other .....	37	9	28	135	76	59	292	65	227
Proprietary Receipts from the Public .....	.....	12	-12	.....	44	-44	.....	25	-25
Intrabudgetary Transactions .....	-1	.....	-1	(**)	.....	(**)	-27	.....	-27
Offsetting Governmental Receipts .....	.....	(**)	(**)	.....	3	-3	.....	10	-10
<b>Total--Department of Commerce .....</b>	<b>821</b>	<b>7</b>	<b>814</b>	<b>9,356</b>	<b>219</b>	<b>9,137</b>	<b>10,575</b>	<b>303</b>	<b>10,271</b>
<b>Department of Defense--Military Programs:</b>									
<b>Military Personnel:</b>									
Department of the Army .....	2,620	.....	2,620	64,108	.....	64,108	65,321	.....	65,321
Department of the Navy .....	1,909	.....	1,909	44,642	.....	44,642	46,551	.....	46,551
Department of the Air Force .....	1,929	.....	1,929	35,284	.....	35,284	35,018	.....	35,018
Defense Agencies .....	.....	.....	.....	6,791	.....	6,791	5,376	.....	5,376
<b>Total--Military Personnel .....</b>	<b>6,458</b>	<b>.....</b>	<b>6,458</b>	<b>150,824</b>	<b>.....</b>	<b>150,824</b>	<b>152,266</b>	<b>.....</b>	<b>152,266</b>
<b>Operation and Maintenance:</b>									
Department of the Army .....	7,158	.....	7,158	84,401	.....	84,401	96,124	.....	96,124
Department of the Navy .....	4,317	.....	4,317	54,063	.....	54,063	57,266	.....	57,266
Department of the Air Force .....	4,393	.....	4,393	52,735	.....	52,735	57,282	.....	57,282
Defense Agencies .....	6,272	.....	6,272	68,461	.....	68,461	71,625	.....	71,625
<b>Total--Operation and Maintenance .....</b>	<b>22,140</b>	<b>.....</b>	<b>22,140</b>	<b>259,660</b>	<b>.....</b>	<b>259,660</b>	<b>282,297</b>	<b>.....</b>	<b>282,297</b>
<b>International Reconstruction and Other Assistance:</b>									
Department of the Army .....	2	.....	2	5	.....	5	16	.....	16
<b>Procurement:</b>									
Department of the Army .....	2,651	.....	2,651	28,557	.....	28,557	35,143	.....	35,143
Department of the Navy .....	4,528	.....	4,528	41,720	.....	41,720	42,079	.....	42,079
Department of the Air Force .....	2,387	.....	2,387	37,811	.....	37,811	39,512	.....	39,512
Defense Agencies .....	628	.....	628	6,825	.....	6,825	7,978	.....	7,978
<b>Total--Procurement .....</b>	<b>10,194</b>	<b>.....</b>	<b>10,194</b>	<b>114,913</b>	<b>.....</b>	<b>114,913</b>	<b>124,712</b>	<b>.....</b>	<b>124,712</b>
<b>Research, Development, Test, and Evaluation:</b>									
Department of the Army .....	799	.....	799	8,352	.....	8,352	8,931	.....	8,931
Department of the Navy .....	1,428	.....	1,428	15,555	.....	15,555	16,805	.....	16,805
Department of the Air Force .....	3,350	.....	3,350	24,878	.....	24,878	25,031	.....	25,031
Defense Agencies .....	1,775	.....	1,775	18,107	.....	18,107	19,629	.....	19,629
<b>Total--Research, Development, Test, and Evaluation .....</b>	<b>7,351</b>	<b>.....</b>	<b>7,351</b>	<b>66,892</b>	<b>.....</b>	<b>66,892</b>	<b>70,396</b>	<b>.....</b>	<b>70,396</b>
<b>Military Construction:</b>									
Department of the Army .....	349	.....	349	4,145	.....	4,145	4,537	.....	4,537
Department of the Navy .....	205	.....	205	2,574	.....	2,574	2,809	.....	2,809
Department of the Air Force .....	152	.....	152	1,484	.....	1,484	1,479	.....	1,479
Defense Agencies .....	439	.....	439	4,115	.....	4,115	5,727	.....	5,727
<b>Total--Military Construction .....</b>	<b>1,145</b>	<b>.....</b>	<b>1,145</b>	<b>12,319</b>	<b>.....</b>	<b>12,319</b>	<b>14,551</b>	<b>.....</b>	<b>14,551</b>
<b>Family Housing:</b>									
Department of the Army .....	27	.....	27	430	.....	430	614	.....	614
Department of the Navy .....	28	.....	28	417	.....	417	448	.....	448
Department of the Air Force .....	63	.....	63	662	.....	662	892	.....	892
Defense Agencies .....	53	(**)	53	402	81	321	560	184	376
<b>Revolving and Management Funds:</b>									
Department of the Navy .....	23	.....	23	1,177	.....	1,177	1,513	.....	1,513
<b>Defense Agencies:</b>									
Working Capital Fund .....	277	.....	277	1,979	.....	1,979	3,127	.....	3,127
Other .....	-134	.....	-134	53	.....	53	82	.....	82
<b>Allowances .....</b>	<b>-5</b>	<b>.....</b>	<b>-5</b>	<b>-35</b>	<b>.....</b>	<b>-35</b>	<b>51</b>	<b>.....</b>	<b>51</b>
<b>Trust Funds:</b>									
Department of the Army .....	4	.....	4	11	.....	11	3	.....	3
Department of the Navy .....	2	.....	2	22	.....	22	24	.....	24
Department of the Air Force .....	(**)	(**)	(**)	3	(**)	3	2	.....	2
Defense Agencies .....	85	.....	85	395	.....	395	274	.....	274
<b>Proprietary Receipts from the Public:</b>									
Department of the Army .....	.....	-625	625	.....	359	-359	.....	-355	355
Department of the Navy .....	.....	10	-10	.....	112	-112	.....	268	-268
Department of the Air Force .....	.....	12	-12	.....	79	-79	.....	89	-89
Defense Agencies .....	.....	42	-42	.....	967	-967	.....	1,154	-1,154
<b>Intrabudgetary Transactions:</b>									
Department of the Army .....	-42	.....	-42	-483	.....	-483	475	.....	475
Department of the Navy .....	-61	.....	-61	16	.....	16	42	.....	42
Department of the Air Force .....	-34	.....	-34	-14	.....	-14	-87	.....	-87
Defense Agencies .....	-277	.....	-277	-250	.....	-250	-52	.....	-52
<b>Offsetting Governmental Receipts:</b>									
Department of the Army .....	.....	.....	.....	.....	(**)	(**)	.....	(**)	(**)
Defense Agencies .....	.....	.....	.....	.....	.....	.....	.....	(**)	(**)
<b>Total--Department of Defense--Military Programs .....</b>	<b>47,298</b>	<b>-561</b>	<b>47,859</b>	<b>609,399</b>	<b>1,598</b>	<b>607,801</b>	<b>652,205</b>	<b>1,341</b>	<b>650,864</b>



**Table 5. Outlays of the U.S. Government, September 2013 and Other Periods—Continued**

Classification	This Month			Current Fiscal Year to Date			Prior Fiscal Year to Date		
	Gross Outlays	Applicable Receipts	Outlays	Gross Outlays	Applicable Receipts	Outlays	Gross Outlays	Applicable Receipts	Outlays
<b>Department of Education:</b>									
Office of Elementary and Secondary Education:									
Accelerating Achievement and Ensuring Equity.....	922	.....	922	16,795	.....	16,795	17,112	.....	17,112
Impact Aid.....	2	.....	2	1,342	.....	1,342	1,305	.....	1,305
Education Improvement Programs .....	387	.....	387	4,756	.....	4,756	4,950	.....	4,950
State Fiscal Stabilization Fund, Recovery Act.....	125	.....	125	1,292	.....	1,292	1,591	.....	1,591
Other .....	28	.....	28	661	.....	661	3,970	.....	3,970
<b>Total--Office of Elementary and Secondary Education .....</b>	<b>1,464</b>	<b>.....</b>	<b>1,464</b>	<b>24,846</b>	<b>.....</b>	<b>24,846</b>	<b>28,928</b>	<b>.....</b>	<b>28,928</b>
Office of Innovation and Improvement .....	108	.....	108	1,051	.....	1,051	896	.....	896
Office of English Language Acquisition.....	37	.....	37	696	.....	696	727	.....	727
Office of Special Education and Rehabilitative Services:									
Special Education.....	961	.....	961	12,366	.....	12,366	13,530	.....	13,530
Rehabilitation Services and Disability Research.....	282	.....	282	3,480	.....	3,480	3,375	.....	3,375
Special Institutions for Persons with Disabilities.....	15	.....	15	197	.....	197	209	.....	209
Office of Vocational and Adult Education.....	143	.....	143	1,785	.....	1,785	1,866	.....	1,866
Office of Postsecondary Education:									
Higher Education .....	221	.....	221	2,339	.....	2,339	2,346	.....	2,346
Other .....	17	1	16	232	17	214	256	18	238
<b>Total--Office of Postsecondary Education.....</b>	<b>238</b>	<b>1</b>	<b>238</b>	<b>2,571</b>	<b>17</b>	<b>2,554</b>	<b>2,602</b>	<b>18</b>	<b>2,585</b>
Office of Federal Student Aid:									
Student Financial Assistance.....	6,245	.....	6,245	34,041	.....	34,041	34,983	.....	34,983
Student Aid Administration .....	99	.....	99	1,312	.....	1,312	1,178	.....	1,178
Federal Student Loan Reserve Fund.....	-354	.....	-354	-176	.....	-176	358	.....	358
Federal Direct Student Loans.....	3	.....	3	3,277	.....	3,277	6,915	.....	6,915
Federal Family Education Loans .....	87	.....	87	2,838	.....	2,838	953	.....	953
Other .....	5	.....	5	15	.....	15	44	.....	44
<b>Total--Office of Federal Student Aid.....</b>	<b>6,085</b>	<b>.....</b>	<b>6,085</b>	<b>41,308</b>	<b>.....</b>	<b>41,308</b>	<b>44,430</b>	<b>.....</b>	<b>44,430</b>
Institute of Education Sciences.....	63	.....	63	769	.....	769	702	.....	702
Departmental Management .....	50	.....	50	583	.....	583	609	.....	609
Other .....	(**)	.....	(**)	6	.....	6	15	.....	15
Proprietary Receipts from the Public .....	.....	7,320	-7,320	.....	48,646	-48,646	.....	40,692	-40,692
Intrabudgetary Transactions.....	59	.....	59	-83	.....	-83	70	.....	70
<b>Total--Department of Education .....</b>	<b>9,506</b>	<b>7,321</b>	<b>2,185</b>	<b>89,574</b>	<b>48,663</b>	<b>40,910</b>	<b>97,958</b>	<b>40,709</b>	<b>57,249</b>
<b>Department of Energy:</b>									
National Nuclear Security Administration:									
Naval Reactors.....	74	.....	74	1,018	.....	1,018	1,027	.....	1,027
Weapons Activities .....	558	.....	558	7,064	.....	7,064	7,304	.....	7,304
Defense Nuclear Nonproliferation.....	190	.....	190	2,224	.....	2,224	2,513	.....	2,513
Other .....	16	.....	16	386	.....	386	422	.....	422
Environmental and Other Defense Activities:									
Defense Environmental Cleanup .....	300	.....	300	4,673	.....	4,673	5,682	.....	5,682
Other Defense Activities .....	28	.....	28	673	.....	673	790	.....	790
Defense Nuclear Waste Disposal .....	(**)	.....	(**)	5	.....	5	12	.....	12
Other .....	.....	.....	.....	.....	.....	.....	(**)	.....	(**)
Energy Programs:									
Science.....	396	.....	396	5,120	.....	5,120	5,252	.....	5,252
Energy Supply .....	127	.....	127	1,784	.....	1,784	2,334	.....	2,334
Energy Efficiency and Renewable Energy .....	224	.....	224	2,999	.....	2,999	6,498	.....	6,498
Fossil Energy Research and Development.....	75	.....	75	896	.....	896	1,047	.....	1,047
Uranium Enrichment Decontamination and Decommissioning Fund .....	47	.....	47	437	.....	437	564	.....	564
Advanced Technology Vehicles Manufacturing Loan Program.....	1	.....	1	123	.....	123	850	.....	850
Title 17 Innovative Technology Loan Guarantee Program.....	19	.....	19	487	.....	487	1,063	.....	1,063
Other .....	10	3	8	663	54	609	888	47	841
<b>Total--Energy Programs .....</b>	<b>898</b>	<b>3</b>	<b>896</b>	<b>12,510</b>	<b>54</b>	<b>12,457</b>	<b>18,495</b>	<b>47</b>	<b>18,448</b>
Power Marketing Administration .....	297	22	274	3,859	3,682	178	3,617	3,389	227
Departmental Administration.....	23	.....	23	182	.....	182	187	.....	187
Proprietary Receipts from the Public .....	.....	139	-139	.....	2,655	-2,655	.....	2,624	-2,624
Intrabudgetary Transactions .....	-120	.....	-120	-1,530	.....	-1,530	-1,476	.....	-1,476
Offsetting Governmental Receipts.....	.....	(**)	(**)	.....	(**)	(**)	.....	33	-33
<b>Total--Department of Energy .....</b>	<b>2,264</b>	<b>164</b>	<b>2,099</b>	<b>31,066</b>	<b>6,391</b>	<b>24,675</b>	<b>38,573</b>	<b>6,092</b>	<b>32,481</b>

**Table 5. Outlays of the U.S. Government, September 2013 and Other Periods—Continued**

[\$ millions]

Classification	This Month			Current Fiscal Year to Date			Prior Fiscal Year to Date		
	Gross Outlays	Applicable Receipts	Outlays	Gross Outlays	Applicable Receipts	Outlays	Gross Outlays	Applicable Receipts	Outlays
<b>Department of Health and Human Services:</b>									
Food and Drug Administration .....	-235	1	-236	1,546	9	1,538	2,036	8	2,028
Health Resources and Services Administration .....	787	1	786	8,654	8	8,646	8,913	8	8,905
Indian Health Services .....	223	.....	223	4,274	.....	4,274	4,524	.....	4,524
Centers for Disease Control and Prevention .....	672	.....	672	6,617	.....	6,617	6,823	.....	6,823
National Institutes of Health .....	2,835	.....	2,835	30,976	.....	30,976	32,782	.....	32,782
Substance Abuse and Mental Health Services Administration .....	188	.....	188	3,225	.....	3,225	3,017	.....	3,017
Agency for Healthcare Research and Quality .....	5	.....	5	319	.....	319	184	.....	184
<b>Centers for Medicare and Medicaid Services:</b>									
Grants to States for Medicaid .....	21,310	.....	21,310	265,392	.....	265,392	250,534	.....	250,534
Payments to Health Care Trust Funds .....	18,876	.....	18,876	242,406	.....	242,406	231,367	.....	231,367
Children's Health Insurance Fund .....	1,062	.....	1,062	9,382	.....	9,382	9,369	.....	9,369
State Grants and Demonstrations .....	26	.....	26	517	.....	517	477	.....	477
<b>Federal Hospital Insurance Trust Fund:</b>									
Benefit Payments .....	17,848	.....	17,848	269,113	.....	269,113	259,126	.....	259,126
Administrative Expenses .....	299	.....	299	6,525	.....	6,525	4,591	.....	4,591
<b>Total--FHI Trust Fund .....</b>	<b>18,146</b>	<b>.....</b>	<b>18,146</b>	<b>275,638</b>	<b>.....</b>	<b>275,638</b>	<b>263,717</b>	<b>.....</b>	<b>263,717</b>
Health Care Fraud and Abuse Control .....	136	.....	136	1,555	.....	1,555	1,488	.....	1,488
<b>Federal Supplementary Medical Insurance Trust Fund:</b>									
Benefit Payments .....	15,522	.....	15,522	245,763	.....	245,763	230,692	.....	230,692
Administrative Expenses .....	762	.....	762	6,281	.....	6,281	5,246	.....	5,246
<b>Medicare Prescription Drugs:</b>									
Benefit Payments .....	154	.....	154	61,606	.....	61,606	55,364	.....	55,364
Administrative Expenses .....	19	.....	19	367	.....	367	380	.....	380
<b>Total--FSMI Trust Fund .....</b>	<b>16,457</b>	<b>.....</b>	<b>16,457</b>	<b>314,017</b>	<b>.....</b>	<b>314,017</b>	<b>291,682</b>	<b>.....</b>	<b>291,682</b>
Other .....	605	.....	605	4,270	.....	4,270	4,166	.....	4,166
<b>Total--Centers for Medicare and Medicaid Services .....</b>	<b>76,617</b>	<b>.....</b>	<b>76,617</b>	<b>1,113,178</b>	<b>.....</b>	<b>1,113,178</b>	<b>1,052,799</b>	<b>.....</b>	<b>1,052,799</b>
<b>Administration for Children and Families:</b>									
Temporary Assistance for Needy Families .....	1,441	.....	1,441	17,107	.....	17,107	16,136	.....	16,136
Contingency Fund .....	41	.....	41	699	.....	699	678	.....	678
Payments to States for Child Support Enforcement and Family Support Programs .....	1,131	.....	1,131	4,066	.....	4,066	3,957	.....	3,957
Low Income Home Energy Assistance .....	205	.....	205	3,532	.....	3,532	3,817	.....	3,817
Refugee and Entrant Assistance .....	91	.....	91	997	.....	997	802	.....	802
Child Care Entitlement to States .....	196	.....	196	2,872	.....	2,872	2,828	.....	2,828
Payments to States for the Child Care and Development Block Grant .....	152	.....	152	2,177	.....	2,177	2,200	.....	2,200
Social Services Block Grant .....	111	.....	111	1,877	.....	1,877	1,715	.....	1,715
Children and Families Services Programs .....	857	.....	857	9,722	.....	9,722	9,862	.....	9,862
Payments to States for Foster Care and Adoption Assistance .....	483	.....	483	6,770	.....	6,770	6,847	.....	6,847
Other .....	58	.....	58	611	.....	611	530	.....	530
<b>Total--Administration for Children and Families .....</b>	<b>4,765</b>	<b>.....</b>	<b>4,765</b>	<b>50,431</b>	<b>.....</b>	<b>50,431</b>	<b>49,370</b>	<b>.....</b>	<b>49,370</b>
Administration on Aging .....	128	.....	128	1,440	.....	1,440	1,465	.....	1,465
Departmental Management .....	314	.....	314	3,192	.....	3,192	3,207	.....	3,207
Other .....	-14	.....	-14	555	.....	555	465	.....	465
Proprietary Receipts from the Public .....	.....	12,600	-12,600	.....	94,565	-94,565	.....	86,174	-86,174
<b>Intrabudgetary Transactions:</b>									
<b>Payments for Health Insurance for the Aged:</b>									
Federal Supplementary Medical Insurance Trust Fund .....	-15,736	.....	-15,736	-227,209	.....	-227,209	-210,509	.....	-210,509
<b>Payments for Tax and Other Credits:</b>									
Federal Hospital Insurance Trust Fund .....	-3,141	.....	-3,141	-15,173	.....	-15,173	-20,857	.....	-20,857
Other .....	-1,408	.....	-1,408	-1,150	.....	-1,150	26	.....	26
<b>Total--Department of Health and Human Services .....</b>	<b>66,000</b>	<b>12,601</b>	<b>53,399</b>	<b>980,875</b>	<b>94,582</b>	<b>886,293</b>	<b>934,244</b>	<b>86,190</b>	<b>848,054</b>
<b>Department of Homeland Security:</b>									
Departmental Management and Operations .....	138	.....	138	1,266	.....	1,266	1,118	.....	1,118
Citizenship and Immigration Services .....	291	.....	291	2,835	.....	2,835	2,701	.....	2,701
United States Secret Service .....	181	.....	181	1,809	.....	1,809	1,836	.....	1,836
Transportation Security Administration .....	577	.....	577	5,506	.....	5,506	5,453	.....	5,453
Immigration and Customs Enforcement .....	669	.....	669	5,762	.....	5,762	6,081	.....	6,081
Customs and Border Protection .....	1,294	.....	1,294	12,069	.....	12,069	12,306	.....	12,306
United States Coast Guard .....	678	.....	678	10,331	3	10,328	10,434	13	10,421
National Protection and Programs Directorate .....	197	.....	197	1,448	.....	1,448	1,623	.....	1,623
<b>Federal Emergency Management Agency:</b>									
State and Local Programs .....	319	.....	319	3,730	.....	3,730	3,147	.....	3,147
Firefighter Assistance Grants .....	44	.....	44	714	.....	714	710	.....	710
Disaster Relief .....	637	.....	637	9,363	.....	9,363	6,345	.....	6,345
National Flood Insurance Fund .....	148	194	-46	8,692	1,778	6,914	2,159	1,995	164
Other .....	456	.....	456	1,677	.....	1,677	1,422	.....	1,422
<b>Total--Federal Emergency Management Agency .....</b>	<b>1,604</b>	<b>194</b>	<b>1,410</b>	<b>24,177</b>	<b>1,778</b>	<b>22,398</b>	<b>13,783</b>	<b>1,995</b>	<b>11,788</b>
Science and Technology .....	68	.....	68	592	.....	592	806	.....	806
Domestic Nuclear Detection Office .....	21	.....	21	286	.....	286	347	.....	347
Other .....	44	.....	44	438	.....	438	425	.....	425
Proprietary Receipts from the Public .....	.....	25	-25	.....	215	-215	.....	424	-424
Intrabudgetary Transactions .....	-38	.....	-38	8	.....	8	-21	.....	-21
Offsetting Governmental Receipts .....	.....	558	-558	.....	7,311	-7,311	.....	7,036	-7,036
<b>Total--Department of Homeland Security .....</b>	<b>5,724</b>	<b>777</b>	<b>4,947</b>	<b>66,526</b>	<b>9,307</b>	<b>57,219</b>	<b>56,891</b>	<b>9,468</b>	<b>47,423</b>

**Table 5. Outlays of the U.S. Government, September 2013 and Other Periods—Continued**

[\$ millions]

Classification	This Month			Current Fiscal Year to Date			Prior Fiscal Year to Date		
	Gross Outlays	Applicable Receipts	Outlays	Gross Outlays	Applicable Receipts	Outlays	Gross Outlays	Applicable Receipts	Outlays
<b>Department of Housing and Urban Development:</b>									
Public and Indian Housing Programs:									
Tenant Based Rental Assistance.....	1,473	.....	1,473	18,022	.....	18,022	17,952	.....	17,952
Housing Certificate Fund.....	33	.....	33	479	.....	479	834	.....	834
Project-Based Rental Assistance.....	801	.....	801	9,429	.....	9,429	9,244	.....	9,244
Public Housing Capital Fund.....	248	.....	248	2,182	.....	2,182	2,719	.....	2,719
Public Housing Operating Fund.....	340	.....	340	4,068	.....	4,068	4,220	.....	4,220
Revitalization of Severely Distressed Public Housing (Hope VI).....	18	.....	18	159	.....	159	129	.....	129
Native American Housing Block Grant.....	73	.....	73	728	.....	728	751	.....	751
Other.....	4	.....	4	21	.....	21	32	.....	32
<b>Total--Public and Indian Housing Programs.....</b>	<b>2,991</b>	<b>.....</b>	<b>2,991</b>	<b>35,088</b>	<b>.....</b>	<b>35,088</b>	<b>35,880</b>	<b>.....</b>	<b>35,880</b>
Community Planning and Development:									
Housing Opportunities for Persons with AIDS.....	21	.....	21	307	.....	307	334	.....	334
Community Development Fund.....	491	.....	491	5,768	.....	5,768	6,794	.....	6,794
Home Investment Partnership Program.....	104	.....	104	1,420	.....	1,420	1,781	.....	1,781
Neighborhood Stabilization Program.....	31	.....	31	793	.....	793	677	.....	677
Homeless Assistance Grants.....	150	.....	150	1,735	.....	1,735	1,954	.....	1,954
Other.....	6	.....	6	103	(**)	103	110	(**)	110
<b>Total--Community Planning and Development.....</b>	<b>804</b>	<b>.....</b>	<b>804</b>	<b>10,126</b>	<b>(**)</b>	<b>10,126</b>	<b>11,649</b>	<b>(**)</b>	<b>11,649</b>
Housing Programs:									
Credit Accounts:									
FHA-Mutual Mortgage Insurance Fund, Program Account.....	27,683	.....	27,683	27,780	.....	27,780	13,969	.....	13,969
FHA-Mutual Mortgage Insurance Capital Reserve Account.....	-6,624	.....	-6,624	-22,695	.....	-22,695	-12,510	.....	-12,510
FHA-Mutual Mortgage and Cooperative Housing Insurance Fund, Liquidating Account.....	2	7	-5	35	25	9	37	22	15
FHA-General and Special Risk Fund, Program Account.....	.....	.....	.....	5,682	.....	5,682	749	.....	749
FHA-General and Special Risk Fund, Liquidating Account.....	4	10	-6	82	212	-130	86	218	-132
Housing for the Elderly or Handicapped Fund, Liquidating Account.....	(**)	43	-43	2	589	-587	2	573	-570
Home Ownership Preservation Equity Fund.....	.....	.....	.....	-1	.....	-1	(**)	.....	(**)
Housing for the Elderly.....	76	.....	76	855	.....	855	862	.....	862
Housing for Persons with Disabilities.....	23	.....	23	218	.....	218	226	.....	226
Other Assisted Housing Programs.....	31	.....	31	391	.....	391	445	.....	445
Other.....	15	6	10	116	45	71	278	58	221
<b>Total--Housing Programs.....</b>	<b>21,210</b>	<b>66</b>	<b>21,143</b>	<b>12,464</b>	<b>871</b>	<b>11,593</b>	<b>4,146</b>	<b>871</b>	<b>3,275</b>
Government National Mortgage Association:									
Guarantees of Mortgage-Backed Securities.....	-947	(**)	-948	-735	44	-779	228	62	166
Management and Administration.....	189	.....	189	1,791	.....	1,791	1,777	.....	1,777
Other.....	30	.....	30	252	.....	252	276	.....	276
Proprietary Receipts from the Public:									
GNMA, Guarantees of Mortgage-Backed Securities.....	.....	.....	.....	.....	.....	.....	.....	737	-737
FHA-General and Special Risk Fund.....	.....	165	-165	.....	1,442	-1,442	.....	2,611	-2,611
Other.....	.....	8	-8	.....	24	-24	.....	48	-48
Intrabudgetary Transactions.....	-6	.....	-6	-25	.....	-25	-26	.....	-26
Offsetting Governmental Receipts.....	.....	(**)	(**)	.....	4	-4	.....	3	-3
<b>Total--Department of Housing and Urban Development.....</b>	<b>24,271</b>	<b>240</b>	<b>24,031</b>	<b>58,961</b>	<b>2,385</b>	<b>56,576</b>	<b>53,930</b>	<b>4,333</b>	<b>49,597</b>
<b>Department of the Interior:</b>									
Land and Minerals Management:									
Bureau of Land Management:									
Management of Lands and Resources.....	86	.....	86	905	.....	905	957	.....	957
Other.....	42	32	11	519	203	316	620	198	421
Bureau of Ocean Energy Management, Regulation and Enforcement.....									
Office of Surface Mining Reclamation and Enforcement.....	49	.....	49	713	.....	713	741	.....	741
<b>Total--Land and Minerals Management.....</b>	<b>189</b>	<b>32</b>	<b>157</b>	<b>2,124</b>	<b>203</b>	<b>1,921</b>	<b>2,328</b>	<b>198</b>	<b>2,130</b>
Water and Science:									
Bureau of Reclamation:									
Water and Related Resources.....	124	.....	124	868	.....	868	1,331	.....	1,331
Other.....	60	28	33	659	343	317	531	343	188
United States Geological Survey.....	71	.....	71	1,013	.....	1,013	1,086	.....	1,086
Other.....	1	.....	1	24	.....	24	32	.....	32
<b>Total--Water and Science.....</b>	<b>256</b>	<b>28</b>	<b>229</b>	<b>2,565</b>	<b>343</b>	<b>2,222</b>	<b>2,979</b>	<b>343</b>	<b>2,636</b>
Fish and Wildlife and Parks:									
United States Fish and Wildlife Service.....	214	.....	214	2,617	.....	2,617	2,575	.....	2,575
National Park Service.....	315	.....	315	2,970	.....	2,970	3,273	.....	3,273
<b>Total--Fish and Wildlife and Parks.....</b>	<b>530</b>	<b>.....</b>	<b>530</b>	<b>5,586</b>	<b>.....</b>	<b>5,586</b>	<b>5,847</b>	<b>.....</b>	<b>5,847</b>
Bureau of Indian Affairs and Bureau of Indian Education.....									
Departmental Offices:	292	(**)	292	2,541	1	2,540	2,925	1	2,925
Mineral Leasing and Associated Payments.....	169	.....	169	1,890	.....	1,890	2,050	.....	2,050
Other.....	50	.....	50	326	.....	326	272	.....	272
Insular Affairs.....	270	.....	270	630	.....	630	612	.....	612
Office of the Special Trustee for American Indians.....	17	.....	17	560	.....	560	616	.....	616
Department-Wide Programs.....	38	.....	38	1,427	.....	1,427	1,593	.....	1,593
Other.....	19	.....	19	214	.....	214	185	.....	185
Proprietary Receipts from the Public.....	.....	638	-638	-1,900	5,630	-7,530	.....	5,885	-5,885
Intrabudgetary Transactions.....	18	.....	18	-181	.....	-181	-93	.....	-93
<b>Total--Department of the Interior.....</b>	<b>1,848</b>	<b>697</b>	<b>1,151</b>	<b>15,782</b>	<b>6,176</b>	<b>9,606</b>	<b>19,315</b>	<b>6,427</b>	<b>12,889</b>

**Table 5. Outlays of the U.S. Government, September 2013 and Other Periods—Continued**

[\$ millions]

Classification	This Month			Current Fiscal Year to Date			Prior Fiscal Year to Date		
	Gross Outlays	Applicable Receipts	Outlays	Gross Outlays	Applicable Receipts	Outlays	Gross Outlays	Applicable Receipts	Outlays
<b>Department of Justice:</b>									
General Administration .....	73	.....	73	784	.....	784	2,240	.....	2,240
Legal Activities and United States Marshals:									
General Legal Activities .....	89	.....	89	811	.....	811	853	.....	853
United States Attorneys .....	177	.....	177	1,931	.....	1,931	1,907	.....	1,907
United States Marshals Service .....	97	.....	97	1,246	.....	1,246	1,229	.....	1,229
Assets Forfeiture Fund .....	307	.....	307	1,441	.....	1,441	2,674	.....	2,674
Other .....	196	.....	196	1,820	.....	1,820	505	.....	505
Federal Bureau of Investigation .....	748	.....	748	8,074	.....	8,074	8,074	.....	8,074
Drug Enforcement Administration .....	294	.....	294	2,401	.....	2,401	2,356	.....	2,356
Bureau of Alcohol, Tobacco, Firearms, and Explosives .....	98	.....	98	1,135	.....	1,135	1,146	.....	1,146
Federal Prison System .....	684	24	659	7,130	369	6,761	7,113	360	6,753
Office of Justice Programs:									
State and Local Law Enforcement Assistance .....	99	.....	99	1,318	.....	1,318	1,647	.....	1,647
Community Oriented Policing Services .....	25	.....	25	513	.....	513	611	.....	611
Crime Victims Fund .....	56	.....	56	716	.....	716	696	.....	696
Other .....	73	.....	73	956	.....	956	1,106	.....	1,106
Other .....	9	.....	9	786	.....	786	805	.....	805
Proprietary Receipts from the Public .....	.....	14	-14	.....	240	-240	.....	268	-268
Intrabudgetary Transactions .....	-330	.....	-330	-156	.....	-156	-646	.....	-646
Offsetting Governmental Receipts .....	.....	40	-40	.....	553	-553	.....	528	-528
<b>Total--Department of Justice .....</b>	<b>2,694</b>	<b>77</b>	<b>2,617</b>	<b>30,905</b>	<b>1,162</b>	<b>29,742</b>	<b>32,315</b>	<b>1,156</b>	<b>31,159</b>
<b>Department of Labor:</b>									
Employment and Training Administration:									
Training and Employment Services .....	260	.....	260	3,478	.....	3,478	3,739	.....	3,739
Office of Job Corps .....	133	.....	133	1,577	.....	1,577	1,774	.....	1,774
Community Service Employment for Older Americans .....	41	.....	41	446	.....	446	488	.....	488
Federal Unemployment Benefits and Allowances .....	33	.....	33	466	.....	466	608	.....	608
Federal Additional Unemployment Compensation Program-Recovery Act .....	(**)	.....	(**)	-16	.....	-16	-11	.....	-11
State Unemployment Insurance and Employment Service Operations .....	13	.....	13	-20	.....	-20	20	.....	20
Payments to the Unemployment Trust Fund .....	-5,119	.....	-5,119	26,360	.....	26,360	40,590	.....	40,590
Advances to the Unemployment Trust Fund and Other Funds .....	.....	.....	.....	.....	.....	.....	140	.....	140
Program Administration .....	13	.....	13	101	.....	101	100	.....	100
Unemployment Trust Fund:									
Federal-State Unemployment Insurance:									
State Unemployment Benefits .....	3,759	.....	3,759	66,923	.....	66,923	89,944	.....	89,944
State Administrative Expenses .....	351	.....	351	4,421	.....	4,421	4,501	.....	4,501
Federal Administrative Expenses .....	33	.....	33	405	.....	405	402	.....	402
Other .....	716	.....	716	921	.....	921	1,248	.....	1,248
<b>Total--Unemployment Trust Fund .....</b>	<b>4,858</b>	<b>.....</b>	<b>4,858</b>	<b>72,669</b>	<b>.....</b>	<b>72,669</b>	<b>96,095</b>	<b>.....</b>	<b>96,095</b>
Other .....	41	.....	41	351	.....	351	46	.....	46
<b>Total--Employment and Training Administration .....</b>	<b>274</b>	<b>.....</b>	<b>274</b>	<b>105,412</b>	<b>.....</b>	<b>105,412</b>	<b>143,590</b>	<b>.....</b>	<b>143,590</b>

**Table 5. Outlays of the U.S. Government, September 2013 and Other Periods—Continued**

[\$ millions]

Classification	This Month			Current Fiscal Year to Date			Prior Fiscal Year to Date		
	Gross Outlays	Applicable Receipts	Outlays	Gross Outlays	Applicable Receipts	Outlays	Gross Outlays	Applicable Receipts	Outlays
<b>Department of Labor:—Continued</b>									
Pension Benefit Guaranty Corporation .....	490	1,284	-793	5,890	7,466	-1,576	5,861	6,230	-368
Employment Standards Administration.....	1	.....	1	3	.....	3	74	.....	74
Office of Workers' Compensation Programs:									
Special Benefits.....	175	.....	175	20	.....	20	122	.....	122
Energy Employees Occupational Illness Compensation Fund .....	79	.....	79	1,245	.....	1,245	1,163	.....	1,163
Special Benefits for Disabled Coal Miners .....	12	.....	12	148	.....	148	168	.....	168
Black Lung Disability Trust Fund .....	76	.....	76	289	.....	289	296	.....	296
Other .....	37	.....	37	374	.....	374	354	.....	354
Wage and Hour Division .....	25	.....	25	280	.....	280	235	.....	235
Occupational Safety and Health Administration .....	53	.....	53	555	.....	555	556	.....	556
Mine Safety and Health Administration.....	33	.....	33	362	.....	362	370	.....	370
Bureau of Labor Statistics.....	53	.....	53	535	.....	535	533	.....	533
Departmental Management .....	67	.....	67	526	.....	526	492	.....	492
Other .....	32	.....	32	325	.....	325	294	.....	294
Proprietary Receipts from the Public .....	.....	661	-661	.....	674	-674	.....	1,152	-1,152
Intrabudgetary Transactions .....	4,918	.....	4,918	-27,516	.....	-27,516	-42,118	.....	-42,118
<b>Total--Department of Labor.....</b>	<b>6,323</b>	<b>1,944</b>	<b>4,379</b>	<b>88,450</b>	<b>8,140</b>	<b>80,310</b>	<b>111,992</b>	<b>7,382</b>	<b>104,610</b>
<b>Department of State:</b>									
Administration of Foreign Affairs:									
Diplomatic and Consular Programs .....	982	.....	982	8,246	.....	8,246	7,977	.....	7,977
Educational and Cultural Exchange Programs.....	64	.....	64	629	.....	629	646	.....	646
Embassy Security, Construction, and Maintenance.....	-175	.....	-175	1,668	.....	1,668	1,690	.....	1,690
Payment to Foreign Service Retirement and Disability Fund .....	.....	.....	.....	333	.....	333	297	.....	297
Foreign Service Retirement and Disability Fund .....	74	.....	74	893	.....	893	871	.....	871
Other .....	-47	.....	-47	29	.....	29	248	.....	248
<b>Total--Administration of Foreign Affairs.....</b>	<b>897</b>	<b>.....</b>	<b>897</b>	<b>11,798</b>	<b>.....</b>	<b>11,798</b>	<b>11,728</b>	<b>.....</b>	<b>11,728</b>
International Organizations and Conferences .....	1,558	.....	1,558	3,015	.....	3,015	3,568	.....	3,568
Global Health and Child Survival .....	1,403	.....	1,403	7,650	.....	7,650	7,661	.....	7,661
Migration and Refugee Assistance .....	198	.....	198	2,011	.....	2,011	1,765	.....	1,765
International Narcotics Control and Law Enforcement .....	123	.....	123	1,393	.....	1,393	1,893	.....	1,893
Andean Counterdrug Programs .....	7	.....	7	80	.....	80	112	.....	112
Other .....	60	.....	60	442	.....	442	460	.....	460
Proprietary Receipts from the Public .....	.....	9	-9	.....	26	-26	.....	35	-35
Intrabudgetary Transactions .....	-85	.....	-85	-437	.....	-437	-206	.....	-206
<b>Total--Department of State.....</b>	<b>4,162</b>	<b>9</b>	<b>4,153</b>	<b>25,952</b>	<b>26</b>	<b>25,926</b>	<b>26,982</b>	<b>35</b>	<b>26,948</b>
<b>Department of Transportation:</b>									
Office of the Secretary .....	132	.....	132	1,030	.....	1,030	1,164	.....	1,164
Federal Aviation Administration:									
Operations.....	762	.....	762	4,330	.....	4,330	4,670	.....	4,670
Airport and Airway Trust Fund:									
Grants-In-Aid for Airports.....	345	.....	345	3,653	.....	3,653	3,144	.....	3,144
Facilities and Equipment.....	296	.....	296	2,753	.....	2,753	2,918	.....	2,918
Research, Engineering, and Development .....	20	.....	20	152	.....	152	184	.....	184
Trust Fund Share of FAA Operations.....	.....	.....	.....	4,796	.....	4,796	5,061	.....	5,061
<b>Total--Airport and Airway Trust Fund.....</b>	<b>661</b>	<b>.....</b>	<b>661</b>	<b>11,353</b>	<b>.....</b>	<b>11,353</b>	<b>11,306</b>	<b>.....</b>	<b>11,306</b>
Other .....	13	2	10	19	191	-171	-17	120	-137
<b>Total--Federal Aviation Administration .....</b>	<b>1,436</b>	<b>2</b>	<b>1,433</b>	<b>15,703</b>	<b>191</b>	<b>15,512</b>	<b>15,959</b>	<b>120</b>	<b>15,839</b>
Federal Highway Administration:									
Highway Trust Fund:									
Federal-Aid Highways.....	5,071	.....	5,071	41,742	.....	41,742	40,018	.....	40,018
Other .....	(**)	.....	(**)	19	16	2	23	25	-2
Highway Infrastructure Investment, Recovery Act .....	163	.....	163	1,116	.....	1,116	3,028	.....	3,028
Other Programs .....	71	.....	71	6,956	.....	6,956	1,326	.....	1,326
<b>Total--Federal Highway Administration.....</b>	<b>5,305</b>	<b>.....</b>	<b>5,305</b>	<b>49,832</b>	<b>16</b>	<b>49,816</b>	<b>44,395</b>	<b>25</b>	<b>44,370</b>
Federal Motor Carrier Safety Administration .....	41	.....	41	545	.....	545	518	.....	518
National Highway Traffic Safety Administration .....	76	.....	76	752	.....	752	756	.....	756
Federal Railroad Administration:									
Operating Subsidy Grants to the National Railroad Passenger Corporation.....	.....	.....	.....	442	.....	442	466	.....	466
Capital and Debt Service Grants to the National Railroad Passenger Corporation.....	59	.....	59	900	.....	900	951	.....	951
Capital Assistance for High Speed Rail Corridors and Intercity Passenger Rail Service .....	83	.....	83	547	.....	547	490	.....	490
Other .....	69	.....	69	579	(**)	579	389	(**)	389
<b>Total--Federal Railroad Administration .....</b>	<b>211</b>	<b>.....</b>	<b>211</b>	<b>2,467</b>	<b>(**)</b>	<b>2,467</b>	<b>2,296</b>	<b>(**)</b>	<b>2,296</b>

**Table 5. Outlays of the U.S. Government, September 2013 and Other Periods—Continued**

[\$ millions]

Classification	This Month			Current Fiscal Year to Date			Prior Fiscal Year to Date		
	Gross Outlays	Applicable Receipts	Outlays	Gross Outlays	Applicable Receipts	Outlays	Gross Outlays	Applicable Receipts	Outlays
<b>Department of Transportation:—Continued</b>									
Federal Transit Administration:									
Formula Grants.....	16	.....	16	134	.....	134	171	.....	171
Capital Investment Grants.....	213	.....	213	2,138	.....	2,138	2,454	.....	2,454
Transit Formula Grants.....	1,082	.....	1,082	8,092	.....	8,092	8,197	.....	8,197
Transit Capital Assistance, Recovery Act.....	110	.....	110	714	.....	714	1,057	.....	1,057
Other.....	36	.....	36	576	.....	576	390	.....	390
Total--Federal Transit Administration.....	1,457	.....	1,457	11,654	.....	11,654	12,269	.....	12,269
Maritime Administration.....	123	7	116	455	21	433	473	32	442
Other.....	-2	4	-6	364	32	332	266	34	232
Proprietary Receipts from the Public.....	.....	49	-49	.....	249	-249	.....	246	-246
Intrabudgetary Transactions:									
Payment from the General Fund, Highway Trust Fund.....	.....	.....	.....	-5,884	.....	-5,884	-2,400	.....	-2,400
Other.....	(**)	.....	(**)	-1	.....	-1	-2	.....	-2
Offsetting Governmental Receipts.....	.....	1	-1	.....	87	-87	.....	91	-91
Total--Department of Transportation.....	8,778	62	8,715	76,916	596	76,320	75,694	547	75,148
<b>Department of the Treasury:</b>									
Departmental Offices:									
Exchange Stabilization Fund.....	.....	-1	1	.....	130	-130	.....	197	-197
Grants for Specified Energy Property in Lieu of Tax Credit.....	86	.....	86	5,399	.....	5,399	5,082	.....	5,082
Housing and Economic Recovery Programs.....	2	.....	2	491	.....	491	18,671	.....	18,671
Troubled Asset Relief Programs.....	283	.....	283	4,427	.....	4,427	30,400	.....	30,400
Other.....	228	.....	228	1,996	.....	1,996	2,339	.....	2,339
Bureau of the Fiscal Service:									
Financial Management Service:									
Payment to the Resolution Funding Corporation.....	.....	.....	.....	2,503	.....	2,503	2,628	.....	2,628
Financial Agent Services.....	54	.....	54	618	.....	618	635	.....	635
Interest Paid to Credit Financing Accounts.....	8,485	.....	8,485	8,487	.....	8,487	9,930	.....	9,930
Claims, Judgments, and Relief Acts.....	288	.....	288	5,533	.....	5,533	3,005	.....	3,005
Other.....	38	.....	38	895	(**)	895	2,393	(**)	2,393
Total--Financial Management Service.....	8,865	.....	8,865	18,037	(**)	18,037	18,592	(**)	18,592
Bureau of the Public Debt.....	41	.....	41	261	.....	261	714	.....	714
Total--Bureau of the Fiscal Service.....	8,906	.....	8,906	18,298	(**)	18,298	19,306	(**)	19,306
Federal Financing Bank.....	205	.....	205	-333	.....	-333	-46	.....	-46
Alcohol and Tobacco Tax and Trade Bureau:									
Salaries and Expenses.....	10	.....	10	96	.....	96	103	.....	103
Internal Revenue Collections for Puerto Rico.....	29	.....	29	349	.....	349	376	.....	376
Bureau of Engraving and Printing.....	19	.....	19	36	.....	36	13	.....	13
United States Mint.....	285	-108	393	4,615	4,406	209	3,742	4,031	-289
Internal Revenue Service:									
Taxpayer Services.....	265	.....	265	2,413	.....	2,413	2,398	.....	2,398
Enforcement.....	543	.....	543	5,150	.....	5,150	5,307	.....	5,307
Operations Support.....	372	.....	372	3,985	.....	3,985	4,001	.....	4,001
Build America Bond Payments, Recovery Act.....	185	.....	185	3,899	.....	3,899	3,749	.....	3,749
Payment Where Earned Income Credit Exceeds Liability for Tax.....	97	.....	97	57,513	.....	57,513	54,890	.....	54,890
Payment Where Child Tax Credit Exceeds Liability for Tax.....	63	.....	63	21,608	.....	21,608	22,106	.....	22,106
Payment Where Tax Credits to Aid First Time Homebuyers Exceeds Liability for Tax.....	1	.....	1	17	.....	17	51	.....	51
Payment Where Making Work Pay Credit Exceeds Liability for Tax, Recovery Act.....	2	.....	2	-11	.....	-11	253	.....	253
Refunding Internal Revenue Collections, Interest.....	77	.....	77	2,803	.....	2,803	2,680	.....	2,680
Other.....	106	(**)	106	5,920	3	5,917	8,206	3	8,203
Total--Internal Revenue Service.....	1,710	(**)	1,710	103,296	3	103,293	103,642	3	103,639
Comptroller of the Currency.....	103	480	-377	1,067	996	70	1,031	990	41
Interest on the Public Debt:									
Interest on Treasury Debt Securities (Gross):									
Public Issues (Accrual Basis).....	19,072	.....	19,072	245,525	.....	245,525	243,295	.....	243,295
Special Issues (Cash Basis).....	771	.....	771	170,145	.....	170,145	115,945	.....	115,945
Total--Interest on Treasury Debt Securities (Gross).....	19,844	.....	19,844	415,670	.....	415,670	359,241	.....	359,241
Total--Interest on the Public Debt.....	19,844	.....	19,844	415,670	.....	415,670	359,241	.....	359,241
Other.....	9	.....	9	103	.....	103	99	.....	99
Proprietary Receipts from the Public.....	.....	49,874	-49,874	.....	146,340	-146,340	.....	68,996	-68,996
Intrabudgetary Transactions.....	-2,069	.....	-2,069	-4,581	.....	-4,581	-5,069	.....	-5,069
Total--Department of the Treasury.....	29,650	50,245	-20,594	550,929	151,876	399,053	538,928	74,217	464,712

**Table 5. Outlays of the U.S. Government, September 2013 and Other Periods—Continued**

Classification	[\$ millions]								
	This Month			Current Fiscal Year to Date			Prior Fiscal Year to Date		
	Gross Outlays	Applicable Receipts	Outlays	Gross Outlays	Applicable Receipts	Outlays	Gross Outlays	Applicable Receipts	Outlays
<b>Department of Veterans Affairs:</b>									
Joint DOD-VA Medical Facility Demonstration Fund.....	30	.....	30	350	.....	350	342	.....	342
Veterans Health Administration:									
Medical Services .....	3,670	.....	3,670	42,413	.....	42,413	40,327	.....	40,327
Medical Support and Compliance.....	449	.....	449	5,432	.....	5,432	5,288	.....	5,288
Medical Facilities .....	467	.....	467	5,475	.....	5,475	5,314	.....	5,314
Other .....	61	30	31	963	388	575	1,041	393	648
Benefit Programs:									
Public Enterprise Funds:									
Housing Accounts.....	(**)	2	-2	5	22	-17	6	15	-9
Other .....	81	69	12	1,142	1,132	10	1,247	1,242	5
Compensation and Pensions.....	939	.....	939	64,759	.....	64,759	54,754	.....	54,754
Readjustment Benefits.....	932	.....	932	12,807	.....	12,807	10,330	.....	10,330
Veterans Housing Benefit Program Fund .....	34	.....	34	1,530	.....	1,530	1,717	.....	1,717
Insurance Funds:									
National Service Life.....	85	.....	85	1,026	.....	1,026	1,071	.....	1,071
Veterans Special Life.....	18	2	16	167	128	39	162	135	27
Other .....	12	.....	12	117	.....	117	121	.....	121
<b>Total--Benefit Programs.....</b>	<b>2,101</b>	<b>72</b>	<b>2,029</b>	<b>81,552</b>	<b>1,282</b>	<b>80,270</b>	<b>69,409</b>	<b>1,392</b>	<b>68,017</b>
Departmental Administration:									
Construction .....	80	.....	80	1,141	.....	1,141	1,288	.....	1,288
Information Technology Systems.....	213	.....	213	3,218	.....	3,218	3,266	.....	3,266
General Operating Expenses.....	88	.....	88	2,130	.....	2,130	2,144	(**)	2,144
Other .....	75	.....	75	892	.....	892	958	1	957
Proprietary Receipts from the Public:									
National Service Life.....	.....	8	-8	.....	58	-58	.....	71	-71
Other .....	.....	215	-215	.....	3,372	-3,372	.....	3,389	-3,389
Intrabudgetary Transactions .....	67	.....	67	-1	.....	-1	-6	.....	-6
<b>Total--Department of Veterans Affairs .....</b>	<b>7,300</b>	<b>325</b>	<b>6,975</b>	<b>143,564</b>	<b>5,100</b>	<b>138,464</b>	<b>129,371</b>	<b>5,245</b>	<b>124,126</b>
<b>Corps of Engineers:</b>									
Construction .....	117	.....	117	1,883	.....	1,883	2,440	.....	2,440
Operation and Maintenance .....	166	.....	166	2,128	.....	2,128	2,085	.....	2,085
Flood Control and Coastal Emergencies .....	99	.....	99	750	.....	750	1,202	.....	1,202
Harbor Maintenance Trust Fund .....	135	.....	135	809	.....	809	877	.....	877
Rivers and Harbors Contributed Funds.....	15	.....	15	371	.....	371	488	.....	488
Other .....	102	.....	102	1,165	.....	1,165	1,238	.....	1,238
Proprietary Receipts from the Public .....	.....	78	-78	.....	808	-808	.....	552	-552
Intrabudgetary Transactions .....	(**)	.....	(**)	1	.....	1	-1	.....	-1
<b>Total--Corps of Engineers.....</b>	<b>634</b>	<b>78</b>	<b>556</b>	<b>7,108</b>	<b>808</b>	<b>6,300</b>	<b>8,329</b>	<b>552</b>	<b>7,777</b>
<b>Other Defense Civil Programs:</b>									
Military Retirement:									
Payment to Military Retirement Fund.....	.....	.....	.....	67,733	.....	67,733	64,751	.....	64,751
Military Retirement Fund.....	393	.....	393	54,277	.....	54,277	48,788	.....	48,788
Retiree Health Care:									
Payment to Department of Defense									
Medicare-Eligible Retiree Health Care Fund.....	.....	.....	.....	6,142	.....	6,142	6,716	.....	6,716
Department of Defense Medicare-Eligible									
Retiree Health Care Fund .....	592	.....	592	8,215	.....	8,215	8,668	.....	8,668
Educational Benefits.....	23	.....	23	367	.....	367	366	.....	366
Other .....	22	.....	22	266	.....	266	269	.....	269
Proprietary Receipts from the Public .....	.....	1	-1	.....	16	-16	.....	15	-15
Intrabudgetary Transactions .....	-121	.....	-121	-80,173	.....	-80,173	-52,229	.....	-52,229
<b>Total--Other Defense Civil Programs .....</b>	<b>910</b>	<b>1</b>	<b>908</b>	<b>56,828</b>	<b>16</b>	<b>56,812</b>	<b>77,330</b>	<b>15</b>	<b>77,314</b>
<b>Environmental Protection Agency:</b>									
Science and Technology .....	47	.....	47	773	.....	773	822	.....	822
Environmental Programs and Management.....	271	.....	271	2,576	.....	2,576	2,750	.....	2,750
State and Tribal Assistance Grants .....	536	.....	536	4,713	.....	4,713	5,223	.....	5,223
Payment to the Hazardous Substance Superfund .....	-9	.....	-9	1,087	.....	1,087	1,075	.....	1,075
Hazardous Substance Superfund .....	98	.....	98	1,298	.....	1,298	1,430	.....	1,430
Other .....	23	(**)	23	239	28	211	2,682	22	2,660
Proprietary Receipts from the Public .....	.....	2	-2	.....	52	-52	.....	66	-66
Intrabudgetary Transactions .....	-26	.....	-26	-1,089	.....	-1,089	-1,075	.....	-1,075
Offsetting Governmental Receipts .....	.....	1	-1	.....	33	-33	.....	23	-23
<b>Total--Environmental Protection Agency.....</b>	<b>941</b>	<b>3</b>	<b>938</b>	<b>9,598</b>	<b>113</b>	<b>9,484</b>	<b>12,907</b>	<b>111</b>	<b>12,796</b>
<b>Executive Office of the President:</b>									
The White House.....	4	.....	4	54	.....	54	60	.....	60
Office of Management and Budget .....	6	.....	6	85	.....	85	92	.....	92
Unanticipated Needs .....	6	.....	6	16	.....	16	15	.....	15
Other .....	18	.....	18	225	.....	225	239	.....	239
Proprietary Receipts from the Public .....	.....	(**)	(**)	.....	(**)	(**)	.....	1	-1
Intrabudgetary Transactions .....	(**)	.....	(**)	(**)	.....	(**)	(**)	.....	(**)
<b>Total--Executive Office of the President .....</b>	<b>34</b>	<b>(**)</b>	<b>34</b>	<b>380</b>	<b>(**)</b>	<b>380</b>	<b>406</b>	<b>1</b>	<b>405</b>

**Table 5. Outlays of the U.S. Government, September 2013 and Other Periods—Continued**

Classification	[\$ millions]								
	This Month			Current Fiscal Year to Date			Prior Fiscal Year to Date		
	Gross Outlays	Applicable Receipts	Outlays	Gross Outlays	Applicable Receipts	Outlays	Gross Outlays	Applicable Receipts	Outlays
<b>General Services Administration:</b>									
Real Property Activities.....	-30	.....	-30	-230	.....	-230	1,561	.....	1,561
Supply and Technology Activities.....	-200	.....	-200	-317	.....	-317	138	.....	138
General Activities.....	17	.....	17	242	.....	242	248	.....	248
Proprietary Receipts from the Public.....	.....	-27	27	.....	55	-55	.....	185	-185
Intrabudgetary Transactions.....	(**)	.....	(**)	-9	.....	-9	-8	.....	-8
<b>Total--General Services Administration.....</b>	<b>-213</b>	<b>-27</b>	<b>-186</b>	<b>-314</b>	<b>55</b>	<b>-369</b>	<b>1,939</b>	<b>185</b>	<b>1,754</b>
<b>International Assistance Programs:</b>									
Millennium Challenge Corporation.....	151	.....	151	1,563	.....	1,563	1,451	.....	1,451
<b>International Security Assistance:</b>									
Foreign Military Financing Program.....	150	.....	150	4,514	.....	4,514	5,140	.....	5,140
Economic Support Fund.....	471	.....	471	4,185	.....	4,185	5,241	.....	5,241
Other.....	150	19	131	1,160	155	1,005	1,247	164	1,083
<b>Total--International Security Assistance.....</b>	<b>771</b>	<b>19</b>	<b>752</b>	<b>9,859</b>	<b>155</b>	<b>9,704</b>	<b>11,628</b>	<b>164</b>	<b>11,464</b>
<b>Multilateral Assistance:</b>									
<b>Contribution to the International Development</b>									
Association.....	.....	.....	.....	1,351	.....	1,351	1,492	.....	1,492
Other.....	90	.....	90	1,488	.....	1,488	2,036	.....	2,036
<b>Total--Multilateral Assistance.....</b>	<b>90</b>	<b>.....</b>	<b>90</b>	<b>2,839</b>	<b>.....</b>	<b>2,839</b>	<b>3,528</b>	<b>.....</b>	<b>3,528</b>
<b>Agency for International Development:</b>									
Development Assistance Program.....	239	.....	239	2,349	.....	2,349	1,691	.....	1,691
Assistance for Europe, Eurasia and Central Asia.....	68	.....	68	564	.....	564	579	.....	579
International Disaster Assistance.....	58	.....	58	1,122	.....	1,122	945	.....	945
Operating Expenses.....	54	.....	54	1,507	.....	1,507	1,272	.....	1,272
Other.....	301	.....	301	888	308	580	431	406	24
Proprietary Receipts from the Public.....	.....	161	-161	.....	394	-394	.....	898	-898
Intrabudgetary Transactions.....	-2	.....	-2	12	.....	12	-1	.....	-1
<b>Total--Agency for International Development.....</b>	<b>718</b>	<b>161</b>	<b>557</b>	<b>6,442</b>	<b>702</b>	<b>5,740</b>	<b>4,916</b>	<b>1,305</b>	<b>3,611</b>
<b>Overseas Private Investment Corporation:</b>									
Overseas Private Investment Corporation Accounts.....	228	16	212	304	213	91	195	227	-32
Proprietary Receipts from the Public.....	.....	329	-329	.....	517	-517	.....	226	-226
<b>Total--Overseas Private Investment Corporation.....</b>	<b>228</b>	<b>345</b>	<b>-117</b>	<b>304</b>	<b>730</b>	<b>-426</b>	<b>195</b>	<b>452</b>	<b>-257</b>
Peace Corps.....	33	-1	34	342	(**)	343	368	(**)	368
International Monetary Programs.....	-243	.....	-243	185	25	160	246	.....	246
<b>Military Sales Programs:</b>									
Foreign Military Sales Trust Fund.....	3,515	.....	3,515	26,402	.....	26,402	25,920	.....	25,920
Other.....	5	(**)	5	18	49	-31	2	124	-122
Proprietary Receipts from the Public.....	.....	2,933	-2,933	.....	26,651	-26,651	.....	26,310	-26,310
Other.....	10	(**)	9	102	2	100	112	2	110
<b>Total--International Assistance Programs.....</b>	<b>5,278</b>	<b>3,457</b>	<b>1,821</b>	<b>48,055</b>	<b>28,314</b>	<b>19,741</b>	<b>48,365</b>	<b>28,356</b>	<b>20,009</b>
<b>National Aeronautics and Space Administration:</b>									
Science.....	446	.....	446	4,703	.....	4,703	4,785	.....	4,785
Aeronautics.....	43	.....	43	558	.....	558	584	.....	584
Exploration.....	370	.....	370	4,028	.....	4,028	3,589	.....	3,589
Cross Agency Support.....	254	.....	254	2,799	.....	2,799	2,980	.....	2,980
Space Operations.....	514	.....	514	3,815	.....	3,815	4,471	.....	4,471
Other.....	118	.....	118	1,086	.....	1,086	778	.....	778
Proprietary Receipts from the Public.....	.....	2	-2	.....	10	-10	.....	3	-3
Intrabudgetary Transactions.....	(**)	.....	(**)	-3	.....	-3	6	.....	6
<b>Total--National Aeronautics and Space Administration.....</b>	<b>1,745</b>	<b>2</b>	<b>1,743</b>	<b>16,986</b>	<b>10</b>	<b>16,976</b>	<b>17,193</b>	<b>3</b>	<b>17,190</b>
<b>National Science Foundation:</b>									
Research and Related Activities.....	596	.....	596	5,955	.....	5,955	5,720	.....	5,720
Education and Human Resources.....	106	.....	106	879	.....	879	943	.....	943
Other.....	59	.....	59	626	.....	626	642	.....	642
Proprietary Receipts from the Public.....	.....	1	-1	.....	44	-44	.....	49	-49
<b>Total--National Science Foundation.....</b>	<b>761</b>	<b>1</b>	<b>760</b>	<b>7,461</b>	<b>44</b>	<b>7,417</b>	<b>7,305</b>	<b>49</b>	<b>7,256</b>
<b>Office of Personnel Management:</b>									
<b>Government Payment for Annuity, Employees</b>									
Health and Life Insurance Benefits.....	921	.....	921	10,978	.....	10,978	10,806	.....	10,806
Payment to Civil Service Retirement and Disability Fund.....	32,995	.....	32,995	32,995	.....	32,995	33,023	.....	33,023
Civil Service Retirement and Disability Fund.....	6,464	.....	6,464	77,357	.....	77,357	74,057	.....	74,057
Employees Life Insurance Fund.....	211	277	-66	2,828	3,745	-917	2,673	4,257	-1,583
Employees and Retired Employees Health Benefits Fund.....	3,668	3,930	-262	43,854	46,036	-2,182	42,597	44,683	-2,086
Other.....	-62	.....	-62	277	.....	277	-30	.....	-30
Proprietary Receipts from the Public.....	.....	(**)	(**)	.....	17	-17	.....	17	-17
<b>Intrabudgetary Transactions:</b>									
Postal Service Contributions.....	.....	.....	.....	-1,578	.....	-1,578	-1,640	.....	-1,640
<b>Civil Service Retirement and Disability Fund:</b>									
General Fund Contributions.....	-32,995	.....	-32,995	-32,995	.....	-32,995	-33,023	.....	-33,023
Other.....	-4	.....	-4	-50	.....	-50	-50	.....	-50
<b>Total--Office of Personnel Management.....</b>	<b>11,198</b>	<b>4,208</b>	<b>6,990</b>	<b>133,666</b>	<b>49,798</b>	<b>83,868</b>	<b>128,414</b>	<b>48,957</b>	<b>79,456</b>



**Table 5. Outlays of the U.S. Government, September 2013 and Other Periods—Continued**

[\$ millions]

Classification	This Month			Current Fiscal Year to Date			Prior Fiscal Year to Date		
	Gross Outlays	Applicable Receipts	Outlays	Gross Outlays	Applicable Receipts	Outlays	Gross Outlays	Applicable Receipts	Outlays
<b>Small Business Administration:</b>									
Salaries and Expenses .....	78	.....	78	342	(**)	342	554	(**)	554
Business Loans Program .....	26	7	18	1,272	9	1,263	2,861	16	2,845
Disaster Loans Program .....	7	(**)	7	554	1	553	384	2	382
Other .....	4	2	2	33	17	16	34	11	23
Proprietary Receipts from the Public .....	.....	(**)	(**)	.....	1,697	-1,697	.....	868	-868
Intrabudgetary Transactions .....	(**)	.....	(**)	(**)	.....	(**)	(**)	.....	(**)
<b>Total--Small Business Administration .....</b>	<b>115</b>	<b>10</b>	<b>105</b>	<b>2,201</b>	<b>1,725</b>	<b>476</b>	<b>3,833</b>	<b>897</b>	<b>2,936</b>
<b>Social Security Administration:</b>									
Payments to Social Security Trust Funds .....	-273	.....	-273	55,851	.....	55,851	140,356	.....	140,356
Supplemental Security Income Program .....	617	.....	617	56,489	.....	56,489	50,674	.....	50,674
<b>Federal Old-Age and Survivors Insurance Trust Fund</b>									
<b>(Off-Budget):</b>									
Benefit Payments .....	56,365	.....	56,365	663,216	.....	663,216	627,223	.....	627,223
Administrative Expenses .....	297	.....	297	3,492	.....	3,492	3,368	.....	3,368
Payment to Railroad Retirement Account .....	.....	.....	.....	3,948	.....	3,948	4,139	.....	4,139
<b>Total--FOASI Trust Fund .....</b>	<b>56,662</b>	<b>.....</b>	<b>56,662</b>	<b>670,657</b>	<b>.....</b>	<b>670,657</b>	<b>634,730</b>	<b>.....</b>	<b>634,730</b>
<b>Federal Disability Insurance Trust Fund</b>									
<b>(Off-Budget):</b>									
Benefit Payments .....	11,708	.....	11,708	139,555	.....	139,555	135,224	.....	135,224
Administrative Expenses .....	230	.....	230	2,741	.....	2,741	2,896	.....	2,896
Payment to Railroad Retirement Account .....	.....	.....	.....	551	.....	551	512	.....	512
Other .....	.....	.....	.....	.....	.....	.....	(**)	.....	(**)
<b>Total--FDI Trust Fund .....</b>	<b>11,938</b>	<b>.....</b>	<b>11,938</b>	<b>142,847</b>	<b>.....</b>	<b>142,847</b>	<b>138,632</b>	<b>.....</b>	<b>138,632</b>
Other .....	81	.....	81	352	.....	352	230	.....	230
<b>Proprietary Receipts from the Public:</b>									
On-Budget .....	.....	318	-318	.....	2,841	-2,841	.....	3,020	-3,020
Off-Budget .....	.....	5	-5	.....	111	-111	.....	105	-105
<b>Intrabudgetary Transactions:</b>									
Off-Budget <sup>1</sup> .....	274	.....	274	-55,849	.....	-55,849	-140,354	.....	-140,354
<b>Total--Social Security Administration .....</b>	<b>69,299</b>	<b>323</b>	<b>68,976</b>	<b>870,347</b>	<b>2,953</b>	<b>867,394</b>	<b>824,269</b>	<b>3,125</b>	<b>821,144</b>
<b>Other Independent Agencies:</b>									
Broadcasting Board of Governors .....	65	(**)	65	711	-1	712	738	2	736
Bureau of Consumer Financial Protection .....	41	.....	41	356	(**)	356	234	(**)	234
Corporation for National and Community Service .....	85	(**)	85	976	1	975	974	1	973
Corporation for Public Broadcasting .....	.....	.....	.....	422	.....	422	444	.....	444
<b>District of Columbia:</b>									
Courts .....	23	.....	23	315	.....	315	322	.....	322
General and Special Payments .....	37	(**)	37	546	(**)	546	628	(**)	628
Equal Employment Opportunity Commission .....	30	(**)	30	343	3	340	363	4	359
Export-Import Bank of the United States .....	1,036	1,120	-85	984	1,585	-602	739	1,558	-819
<b>Federal Communications Commission:</b>									
Universal Service Fund .....	785	.....	785	9,167	.....	9,167	9,363	.....	9,363
Spectrum Auction Program Account .....	(**)	.....	(**)	1	.....	1	20	.....	20
Other .....	-308	3	-310	-16	35	-52	1	27	-26
<b>Federal Deposit Insurance Corporation:</b>									
Deposit Insurance Fund .....	-4,186	.....	-4,186	-355	-1,103	748	5,123	526	4,597
FSLIC Resolution Fund .....	1	(**)	1	313	7	306	56	76	-20
Office of Inspector General .....	31	.....	31	31	.....	31	29	.....	29
<b>Total--Federal Deposit Insurance Corporation .....</b>	<b>-4,155</b>	<b>(**)</b>	<b>-4,155</b>	<b>-12</b>	<b>-1,097</b>	<b>1,085</b>	<b>5,208</b>	<b>602</b>	<b>4,606</b>
Federal Drug Control Programs .....	99	.....	99	333	.....	333	451	.....	451
Federal Housing Finance Agency .....	24	.....	24	236	.....	236	221	.....	221
Intelligence Community Management Account .....	-145	.....	-145	298	.....	298	664	.....	664
Legal Services Corporation .....	61	.....	61	379	.....	379	353	.....	353
National Archives and Records Administration .....	27	3	24	411	34	377	417	27	390
National Credit Union Administration .....	31	80	-50	5,993	2,856	3,137	3,153	1,133	2,020
National Endowment for the Arts .....	16	(**)	16	150	(**)	149	156	1	155
National Endowment for the Humanities .....	14	(**)	14	148	1	148	153	1	151
Institute of Museum and Library Services .....	27	.....	27	253	1	252	251	1	250
National Labor Relations Board .....	20	(**)	20	266	(**)	266	277	(**)	277
Nuclear Regulatory Commission .....	92	107	-15	1,025	852	173	1,075	895	181
<b>Postal Service:</b>									
<b>Off-Budget:</b>									
Public Enterprise Funds .....	5,390	5,298	92	71,104	73,272	-2,168	68,736	66,321	2,415
Other .....	(**)	.....	(**)	255	.....	255	256	.....	256
Other .....	.....	.....	.....	74	.....	74	74	.....	74

**Table 5. Outlays of the U.S. Government, September 2013 and Other Periods—Continued**

Classification	[\$ millions]								
	This Month			Current Fiscal Year to Date			Prior Fiscal Year to Date		
	Gross Outlays	Applicable Receipts	Outlays	Gross Outlays	Applicable Receipts	Outlays	Gross Outlays	Applicable Receipts	Outlays
<b>Other Independent Agencies:—Continued</b>									
Railroad Retirement Board:									
Federal Windfall Subsidy .....	5	.....	5	44	.....	44	49	.....	49
Federal Payments to the Railroad Retirement Accounts .....	(**)	.....	(**)	647	.....	647	771	.....	771
Railroad Unemployment Insurance Trust Fund:									
Benefit Payments.....	7	.....	7	83	.....	83	81	.....	81
Transfer to Administrative Funds .....	3	.....	3	16	.....	16	16	.....	16
Rail Industry Pension Fund:									
Benefit Payments.....	248	.....	248	4,740	.....	4,740	4,632	.....	4,632
Advances from FOASDI Fund .....	-118	.....	-118	-1,432	.....	-1,432	-1,401	.....	-1,401
OASDI Certifications.....	119	.....	119	1,433	.....	1,433	1,401	.....	1,401
Transfer to Administrative Funds .....	12	.....	12	71	.....	71	70	.....	70
Other .....	(**)	.....	(**)	4	.....	4	1	.....	1
National Railroad Retirement Investment Trust:									
Administrative Expenses .....	5	.....	5	65	.....	65	69	.....	69
Transfers to the Railroad Retirement Trust Funds from the National Railroad Retirement Investment Trust.....	167	.....	167	1,581	.....	1,581	2,026	.....	2,026
Railroad Social Security Equivalent Benefit Account:									
Benefit Payments.....	727	.....	727	6,968	.....	6,968	6,779	.....	6,779
Transfer to Administrative Funds .....	4	.....	4	30	.....	30	31	.....	31
Other .....	-7	.....	-7	2	.....	2	3	.....	3
Proprietary Receipts from the Public.....	.....	-282	282	.....	2,675	-2,675	.....	1,501	-1,501
Intrabudgetary Transactions:									
Payments from Other Funds to the Railroad Retirement Trust Funds.....	.....	.....	.....	-4,499	.....	-4,499	-4,651	.....	-4,651
Other .....	-167	.....	-167	-2,228	.....	-2,228	-2,797	.....	-2,797
<b>Total--Railroad Retirement Board .....</b>	<b>1,006</b>	<b>-282</b>	<b>1,287</b>	<b>7,526</b>	<b>2,675</b>	<b>4,851</b>	<b>7,080</b>	<b>1,501</b>	<b>5,579</b>
Securities and Exchange Commission.....	-730	(**)	-730	48	1	48	-110	(**)	-110
Smithsonian Institution.....	103	(**)	103	994	(**)	994	1,005	7	998
Tennessee Valley Authority .....	8,599	8,463	135	65,828	65,301	527	44,459	44,236	223
Other .....	224	18	206	2,634	320	2,314	2,935	306	2,629
<b>Total--Other Independent Agencies .....</b>	<b>12,497</b>	<b>14,810</b>	<b>-2,314</b>	<b>171,749</b>	<b>145,839</b>	<b>25,909</b>	<b>150,640</b>	<b>116,623</b>	<b>34,017</b>
<b>Undistributed Offsetting Receipts:</b>									
Other Interest.....	.....	(**)	(**)	.....	(**)	(**)	.....	(**)	(**)
Employer Share, Employee Retirement:									
Department of Health and Human Services:									
Federal Hospital Insurance Trust Fund:									
Federal Employer Contributions .....	-303	.....	-303	-3,582	.....	-3,582	-3,510	.....	-3,510
Postal Service Employer Contributions .....	-52	.....	-52	-596	.....	-596	-583	.....	-583
Department of State:									
Foreign Service Retirement and Disability Fund .....	-25	.....	-25	-321	.....	-321	-315	.....	-315
Other Defense Civil Programs:									
Military Retirement Fund.....	-1,706	.....	-1,706	-27,319	.....	-27,319	-27,426	.....	-27,426
Department of Defense Medicare-Eligible Retiree Health Care Fund.....									
.....	.....	.....	.....	-8,528	.....	-8,528	-11,145	.....	-11,145
Office of Personnel Management:									
Postal Service Contributions for Benefits Civil Service Retirement and Disability Fund .....	-2,283	.....	-2,283	-24,800	.....	-24,800	-25,363	.....	-25,363
Social Security Administration (Off-Budget):									
Federal Old-Age and Survivors Insurance Trust Fund:									
Federal Employer Contributions .....	-1,191	.....	-1,191	-13,820	.....	-13,820	-13,331	.....	-13,331
Federal Disability Insurance Trust Fund:									
Federal Employer Contributions .....	-202	.....	-202	-2,348	.....	-2,348	-2,261	.....	-2,261
Other .....	-5	.....	-5	-7	.....	-7	-5	.....	-5
<b>Total--Employer Share, Employee Retirement.....</b>	<b>-5,766</b>	<b>.....</b>	<b>-5,766</b>	<b>-81,321</b>	<b>.....</b>	<b>-81,321</b>	<b>-83,939</b>	<b>.....</b>	<b>-83,939</b>

**Table 5. Outlays of the U.S. Government, September 2013 and Other Periods—Continued**

Classification	This Month			Current Fiscal Year to Date			Prior Fiscal Year to Date		
	Gross Outlays	Applicable Receipts	Outlays	Gross Outlays	Applicable Receipts	Outlays	Gross Outlays	Applicable Receipts	Outlays
<b>Undistributed Offsetting Receipts:—Continued</b>									
Interest Received by Trust Funds:									
Judicial Branch:									
Judicial Survivors Annuity Fund.....	-1	.....	-1	-11	.....	-11	-8	.....	-8
Department of Health and Human Services:									
Federal Hospital Insurance Trust Fund.....	-8	.....	-8	-9,916	.....	-9,916	-11,297	.....	-11,297
Federal Supplementary Medical Insurance Trust Fund.....	-15	.....	-15	-2,517	.....	-2,517	-2,947	.....	-2,947
Department of Homeland Security:									
Oil Spill Liability Trust Fund.....	-1	.....	-1	2	.....	2	-12	.....	-12
Other.....	-2	.....	-2	-11	.....	-11	-13	.....	-13
Department of Labor:									
Unemployment Trust Fund.....	-21	.....	-21	-600	.....	-600	-472	.....	-472
Department of State:									
Foreign Service Retirement and Disability Fund.....	(**)	.....	(**)	-682	.....	-682	-726	.....	-726
Department of Transportation:									
Airport and Airway Trust Fund.....	-3	.....	-3	-235	.....	-235	-221	.....	-221
Department of Veterans Affairs:									
National Service Life Insurance Fund.....	-1	.....	-1	-317	.....	-317	-366	.....	-366
United States Government Life Insurance Fund.....	(**)	.....	(**)	-1	.....	-1	-1	.....	-1
Corps of Engineers.....	-6	.....	-6	-176	.....	-176	-51	.....	-51
Other Defense Civil Programs:									
Military Retirement Fund.....	-206	.....	-206	-4,149	.....	-4,149	36,260	.....	36,260
Educational Benefits Fund.....	(**)	.....	(**)	-83	.....	-83	94	.....	94
Armed Forces Retirement Home.....	(**)	.....	(**)	-2	.....	-2	-5	.....	-5
Environmental Protection Agency.....	-28	.....	-28	-70	.....	-70	-199	.....	-199
Office of Personnel Management:									
Civil Service Retirement and Disability Fund.....	.....	.....	.....	-32,083	.....	-32,083	-34,648	.....	-34,648
Social Security Administration (Off-Budget):									
Federal Old-Age and Survivors Insurance Trust Fund.....	-93	.....	-93	-100,113	.....	-100,113	-105,239	.....	-105,239
Federal Disability Insurance Trust Fund.....	-39	.....	-39	-5,537	.....	-5,537	-7,154	.....	-7,154
Independent Agencies:									
Railroad Retirement Board.....	-2	.....	-2	-10	.....	-10	-42	.....	-42
Other.....	-1	.....	-1	-17	.....	-17	-18	.....	-18
Other.....	-14	.....	-14	-147	.....	-147	-79	.....	-79
Total-Interest Received by Trust Funds.....	-444	.....	-444	-156,675	.....	-156,675	-127,142	.....	-127,142
Rents and Royalties on the Outer Continental Shelf Lands.....	.....	827	-827	.....	8,873	-8,873	.....	6,605	-6,605
Sale of Major Assets.....	.....	.....	.....	.....	2,588	-2,588	.....	12,992	-12,992
Total--Undistributed Offsetting Receipts.....	-6,209	827	-7,037	-237,996	11,462	-249,458	-211,081	19,596	-230,677
Total Outlays.....	332,685	106,319	226,366	4,057,682	603,429	3,454,253	4,021,849	483,563	3,538,286
Total On-Budget.....	259,947	101,016	158,930	3,350,486	530,046	2,820,440	3,447,833	417,136	3,030,697
Total Off-Budget.....	72,739	5,303	67,436	707,196	73,383	633,813	574,016	66,426	507,589
Total Surplus (+) or Deficit.....			+75,070			-680,276			-1,089,193
Total On-Budget.....			+83,241			-719,736			-1,151,105
Total Off-Budget.....			-8,172			+39,461			+61,912

**MEMORANDUM**

Receipts Offset Against Outlays (In Millions)

	Current Fiscal Year to Date	Comparable Period Prior Fiscal Year
Proprietary Receipts.....	357,146	271,726
Intrabudgetary Transactions.....	704,413	731,296
Governmental Receipts.....	8,842	8,620
Total Receipts Offset Against Outlays.....	1,070,401	1,011,642

<sup>1</sup>Includes FICA and SECA tax credits, non-contributory military service credits, special benefits for the aged, and credit for the unnegotiated OASI benefit checks.

... No Transactions

(\*\*) Less than \$500,000

Note: Details may not add to totals due to rounding

**Table 6. Means of Financing the Deficit or Disposition of Surplus by the U.S. Government, September 2013 and Other Periods**

Assets and Liabilities Directly Related to Budget Off-Budget Activity	[\$ millions]					
	Net Transactions (-) denotes net reduction of either liability or asset accounts			Account Balances Current Fiscal Year		
	This Month	Fiscal Year to Date		Beginning of		Close of This Month
This Year		Prior Year	This Year	This Month		
<b>Liability Accounts:</b>						
Borrowing from the Public:						
Treasury Securities, Issued Under General Financing Authorities:						
Debt Held by the Public .....	9,265	706,693	1,142,554	11,269,586	11,967,014	11,976,279
Intragovernmental Holdings .....	-9,731	-34,751	133,347	4,796,656	4,771,636	4,761,904
Total Treasury Securities Outstanding .....	-466	671,942	1,275,901	16,066,241	16,738,650	16,738,184
Plus Premium on Treasury Securities .....	-346	3,612	12,065	32,809	36,767	36,420
Less Discount on Treasury Securities .....	1,453	7,579	1,489	75,337	81,463	82,916
Total Treasury Securities Net of Premium and Discount .....	-2,266	667,975	1,286,477	16,023,712	16,693,953	16,691,687
Agency Securities, Issued Under Special Financing Authorities (See Schedule B; for Other Agency Borrowing, See Schedule C) .....						
Total Federal Securities .....	171	704	-588	24,399	24,932	25,103
Total Federal Securities .....	-2,094	668,679	1,285,888	16,048,111	16,718,885	16,716,791
Deduct:						
Federal Securities Held as Investments of Government Accounts (See Schedule D) .....	-9,508	-34,639	133,542	4,791,850	4,766,719	4,757,211
Less Discount on Federal Securities Held as Investments of Government Accounts .....	-22	-1,300	-97	23,592	22,314	22,292
Net Federal Securities Held as Investments of Government Accounts .....	-9,486	-33,339	133,640	4,768,258	4,744,405	4,734,919
Total Borrowing from the Public .....	7,392	702,018	1,152,249	11,279,854	11,974,480	11,981,872
Accrued Interest Payable to the Public .....	5,712	-6,024	5,728	57,255	45,519	51,231
Allocations of Special Drawing Rights .....	664	-286	-686	54,463	53,513	54,177
Deposit Funds .....	-1,034	118,682	555	12,721	132,437	131,404
Miscellaneous Liability Accounts (Includes Checks Outstanding Etc.) .....	195	-2,403	397	11,338	8,739	8,934
<b>Total Liability Accounts .....</b>	<b>12,930</b>	<b>811,987</b>	<b>1,158,243</b>	<b>11,415,632</b>	<b>12,214,689</b>	<b>12,227,619</b>
<b>Asset Accounts (Deduct)</b>						
Cash and Monetary Assets:						
U.S. Treasury Operating Cash: <sup>1</sup>						
Federal Reserve Account .....	62,251	2,940	29,162	85,446	26,135	88,386
Short-term Cash Investments .....	.....	.....	-1,805	.....	.....	.....
Balance .....	62,251	2,940	27,356	85,446	26,135	88,386
Special Drawing Rights:						
Total Holdings .....	674	-266	-643	55,232	54,292	54,966
SDR Certificates Issued to Federal Reserve Banks .....	.....	.....	.....	-5,200	-5,200	-5,200
Balance .....	674	-266	-643	50,032	49,092	49,766
Reserve Position on the U.S. Quota in the IMF:						
U.S. Subscription to International Monetary Fund:						
Direct Quota Payments .....	.....	.....	.....	54,424	54,424	54,424
Maintenance of Value Adjustments .....	792	-341	-716	10,640	9,506	10,298
Letter of Credit Issued to IMF .....	89	-2,364	3,212	-41,463	-43,916	-43,827
Dollar Deposits with the IMF .....	-14	6	-5	-158	-137	-152
Receivable/payable (-) for Interim Maintenance of Value Adjustments .....	-549	-958	-1,621	85	-324	-874
Balance .....	318	-3,658	871	23,527	19,552	19,870
Loans to International Monetary Fund .....	.....	-237	5,643	11,873	11,636	11,636
Other Cash and Monetary Assets .....	354	279	312	25,807	25,732	26,086
Total Cash and Monetary Assets .....	63,596	-942	33,539	196,685	132,148	195,744
Non-Federal Securities of the National Railroad Retirement Investment Trust .....						
Net Activity, Guaranteed Loan Financing (See Schedule E) .....	-519	1,064	-664	22,282	23,865	23,347
Net Activity, Direct Loan Financing (See Schedule E) .....	-21,632	-536	12,270	-9,834	11,262	-10,370
Net Activity, Direct Loan Financing (See Schedule E) .....	46,982	132,069	24,382	816,805	901,892	948,874
Miscellaneous Asset Accounts .....	-173	401	-478	-810	-235	-408
<b>Total Asset Accounts .....</b>	<b>88,253</b>	<b>132,057</b>	<b>69,049</b>	<b>1,025,129</b>	<b>1,068,932</b>	<b>1,157,186</b>
<b>Excess of Liabilities (+) or Assets (-) .....</b>	<b>-75,324</b>	<b>679,930</b>	<b>1,089,193</b>	<b>10,390,503</b>	<b>11,145,757</b>	<b>11,070,433</b>
Transactions Not Applied to Current Year's Surplus or Deficit (See Schedule A for Details) .....	254	346	.....	.....	92	346
<b>Total Budget and Off-Budget Federal Entities (Financing of Deficit (+) or Disposition Of Surplus (-)) .....</b>	<b>-75,070</b>	<b>680,276</b>	<b>1,089,193</b>	<b>10,390,503</b>	<b>11,145,848</b>	<b>11,070,779</b>

<sup>1</sup>Major sources of information used to determine Treasury's operating cash balance include Federal Reserve Banks, the Treasury Regional Finance Centers, the Internal Revenue Service Centers, the Bureau of the Public Debt and various electronic systems. Deposits are reflected as received and withdrawals are reflected as processed.

<sup>2</sup>Includes adjustment of \$7 million for the month of August 2008 to reflect additional reporting by the Department of Treasury.

... No Transactions  
Note: Details may not add to totals due to rounding.

**Table 6. Schedule A-Analysis of Change in Excess of Liabilities of the U.S. Government, September 2013 and Other Periods**

Classification	[\$ millions]		
	This Month	Fiscal Year to Date	
		This Year	Prior Year
<b>Excess of Liabilities Beginning of Period:</b>			
Based on Composition of Unified Budget in Preceding Period .....	11,145,750	10,390,656	9,302,250
Adjustments During Current Fiscal Year for Changes in Composition of Unified Budget:			
Revisions by Federal Agencies to the Prior Budget Results .....	7	-153	-940
<b>Excess of Liabilities Beginning of Period (Current Basis) .....</b>	<b>11,145,757</b>	<b>10,390,503</b>	<b>9,301,310</b>
<b>Budget Surplus (-) or Deficit:</b>			
Based on Composition of Unified Budget in Prior Fiscal Year .....	-75,070	680,276	1,089,193
<b>Total Surplus (-) or Deficit (Table 2) .....</b>	<b>-75,070</b>	<b>680,276</b>	<b>1,089,193</b>
<b>Total-On-Budget (Table 2) .....</b>	<b>-83,241</b>	<b>719,736</b>	<b>1,151,105</b>
<b>Total-Off-Budget (Table 2) .....</b>	<b>8,172</b>	<b>-39,461</b>	<b>-61,912</b>
<b>Transactions Not Applied to Current Year's Surplus or Deficit:</b>			
Seigniorage .....	-350	-350	.....
Reclassification of Aged Unreconciled Accounts .....	.....	(**)	.....
Other .....	96	4	.....
<b>Total-Transactions Not Applied to Current Year's Surplus or Deficit .....</b>	<b>-254</b>	<b>-346</b>	<b>.....</b>
<b>Excess of Liabilities Close of Period .....</b>	<b>11,070,433</b>	<b>11,070,433</b>	<b>10,390,503</b>

... No Transactions

(\*\*) Less than \$500,000

Note: Details may not add to totals due to rounding.

**Table 6. Schedule B-Securities Issued by Federal Agencies Under Special Financing Authorities, September 2013 and Other Periods**

Classification	[\$ millions]						
	This Month	Net Transactions (-) denotes net reduction of liability accounts			Account Balances Current Fiscal Year		
		Fiscal Year to Date		Beginning of		Close of This Month	
This Year	Prior Year	This Year	This Month				
<b>Agency Securities, Issued Under Special Financing Authorities:</b>							
Obligations Guaranteed by the United States, Issued By:							
Department of Housing and Urban Development:							
Federal Housing Administration .....	.....	.....	-10	19	19	19	
Obligations Not Guaranteed by the United States, Issued By:							
Legislative Branch:							
Architect of the Capitol .....	1	2	-6	128	129	130	
Independent Agencies:							
Federal Communications Commission .....	.....	.....	.....	(**)	(**)	(**)	
National Archives and Records Administration .....	.....	-17	-15	151	134	134	
Tennessee Valley Authority .....	171	718	-557	24,103	24,651	24,821	
<b>Total Agency Securities .....</b>	<b>171</b>	<b>704</b>	<b>-588</b>	<b>24,399</b>	<b>24,932</b>	<b>25,103</b>	

... No Transactions

(\*\*) Less than \$500,000

Note: Details may not add to totals due to rounding.

**Table 6. Schedule C (Memorandum)-Federal Agency Borrowing Financed Through the Issue of Treasury Securities, September 2013 and Other Periods**

[\$ millions]

Classification	Transactions			Account Balances Current Fiscal Year		
	This Month	Fiscal Year to Date		Beginning of		Close of This Month
		This Year	Prior Year	This Year	This Month	
<b>Borrowing from the Treasury:</b>						
Department of Agriculture:						
Farm Service Agency:						
Commodity Credit Corporation .....	1,360	2,956	67	772	2,368	3,729
Agricultural Credit Insurance Fund.....	(**)	105	-318	7,328	7,433	7,433
Farm Storage Facility Loans .....	-74	65	-92	905	1,044	970
Emergency Boll Weevil Loan Fund .....	(**)	(**)	3	3	3	3
Rural Housing Service:						
Rural Housing Insurance .....	47	713	343	15,853	16,519	16,566
Rural Community Facility Loans Fund .....	(**)	807	769	4,483	5,290	5,291
Multifamily Housing Revitalization Loan Account.....	2	68	-28	186	253	255
Rural Business - Cooperative Service:						
Rural Business and Industry Loans .....	7	2	13	66	60	67
Rural Development Loan Fund .....	(**)	15	-3	305	320	320
Rural Economic Development Loan Fund .....	5	30	-1	110	136	140
Renewable Energy Guaranteed Loan Account .....	.....	-1	-6	1	(**)	(**)
Rural Microenterprise Investment Loans .....	.....	5	5	13	18	18
Biorefinery Assistance Loan Account.....	.....	8	-36	.....	8	8
Rural Utilities Service:						
Rural Water and Waste Disposal Fund.....	130	1,009	873	11,183	12,063	12,193
Rural Electrification and Telecommunications Fund .....	62	71	-1,263	12,161	12,170	12,232
Rural Telephone Bank .....	.....	-10	-41	363	354	354
Distance Learning and Telemedicine Program .....	2	240	307	1,051	1,288	1,290
Foreign Agricultural Service.....	1	-93	-161	1,001	907	908
Department of Commerce:						
Departmental Management:						
Emergency Steel Guaranteed Loan Fund.....	20	37	2	2	19	39
National Oceanic and Atmospheric Administration:						
Fisheries Finance .....	-53	-27	12	552	577	525
Fishing Vessel Obligations .....	(**)	(**)	-1	(**)	(**)	.....
National Telecommunications and Information Administration						
State and Local Implementation Fund .....	5	12	(**)	(**)	7	12
Department of Defense - Military Programs:						
Arms Initiative Loans .....	.....	.....	(**)	(**)	(**)	(**)
Family Housing Improvement Loans.....	31	225	170	948	1,142	1,173
Department of Education:						
College Housing and Academic Facilities Loans .....	-7	-7	-13	44	44	37
Federal Direct Student Loans .....	-6,081	145,286	155,441	591,674	743,042	736,960
Teach Grant Loans .....	7	115	89	370	478	485
Temporary Student Loan Purchase Authority .....	-3,695	-8,467	-1,239	79,026	74,254	70,559
Federal Family Education Loans .....	.....	.....	13,769	43,254	43,254	43,254
Department of Energy:						
Bonneville Power Administration Fund .....	-109	464	477	3,421	3,994	3,885
Western Area Power Administration - Recovery Act.....	.....	-133	30	191	58	58
Advanced Technology Vehicles Manufacturing Loans.....	7	20	4	4	17	24
Department of Health and Human Services:						
Consumer Operated and Oriented Plan Program Contingency Fund .....	4	4	.....	.....	.....	4
Health Education Assistance Loans.....	-1	-1	(**)	1	1	.....
Consumer Operated and Oriented Plan.....	-131	385	150	150	666	535
Department of Homeland Security:						
National Flood Insurance Fund.....	.....	6,250	.....	17,750	24,000	24,000
Disaster Assistance Loan Fund .....	-248	-247	319	323	325	76
Department of Housing and Urban Development:						
Public and Indian Housing Programs:						
Low-Rent Public Housing - Loans and Other Expenses .....	.....	95	.....	20	115	115
Native Hawaiian Housing Loans.....	.....	6	.....	.....	6	6
Housing Programs:						
Emergency Homeowners' Relief Fund.....	.....	-2	-18	5	3	3
Federal Housing Administration.....	14,413	14,413	5,495	11,527	11,527	25,940
Green Retrofit Program for Multifamily Housing-Recovery Act .....	.....	.....	.....	15	15	15

**Table 6. Schedule C (Memorandum)-Federal Agency Borrowing Financed Through the Issue of Treasury Securities, September 2013 and Other Periods**

[\$ millions]

Classification	Transactions			Account Balances Current Fiscal Year		
	This Month	Fiscal Year to Date		Beginning of		Close of This Month
		This Year	Prior Year	This Year	This Month	
<b>Borrowing from the Treasury:—Continued</b>						
Department of the Interior:						
Helium Fund .....	.....	.....	-180	44	44	44
Bureau of Reclamation Loan Fund .....	-1	-1	-1	36	36	35
Bureau of Indian Affairs .....	.....	4	-1	5	9	9
Assistance to American Samoa Loan Fund .....	(**)	(**)	-1	9	9	9
Department of Labor:						
Black Lung Disability Trust Fund .....	-209	-209	-288	5,245	5,245	5,036
Department of State:						
Repatriation Loans.....	(**)	(**)	(**)	3	4	3
Department of Transportation:						
Federal Aviation Administration:						
Aircraft Purchase Loan Guarantee Program .....	.....	.....	(**)	.....	.....	.....
Federal Highway Administration:						
Transportation Infrastructure Finance and Innovation Fund.....	360	1,700	772	4,405	5,745	6,105
Federal Railroad Administration:						
Railroad Rehabilitation and Improvement Loan Fund .....	-4	113	194	703	820	816
Other .....	.....	.....	.....	(**)	(**)	(**)
Maritime Administration:						
Ocean Freight Differential .....	-24	-47	-48	47	24	.....
Maritime Guaranteed Loan (Title XI) Fund.....	.....	.....	-67	37	37	37
Department of Treasury:						
Departmental Offices:						
Community Development Financial Institutions Fund .....	1	4	-3	33	37	38
Housing and Economic Recovery Programs.....	.....	.....	-71,890	.....	.....	.....
Temporary Credit and Liquidity Program .....	.....	-4,936	-1,050	13,802	8,865	8,865
Troubled Assets Insurance Financing Fund.....	.....	-760	-73	760	.....	.....
Troubled Asset Relief Program.....	.....	-40,119	-76,596	52,068	11,949	11,949
Small Business Lending Financing Fund .....	.....	-400	376	4,112	3,712	3,712
Federal Financing Bank Revolving Fund .....	134	5,927	11,877	57,134	62,927	63,061
Department of Veterans Affairs:						
Veterans Housing Benefit Program Fund .....	-261	-92	-826	773	942	681
Native American Veteran Housing Fund.....	-6	4	-10	64	74	68
Vocational Rehabilitation Loan Fund .....	-2	1	(**)	1	4	2
Corps of Engineers:						
Washington Aqueduct.....	(**)	-3	-1	4	2	2
Environmental Protection Agency:						
Abatement, Control, and Compliance Loan Program.....	-1	-1	-2	1	1	(**)
General Services Administration:						
Land Acquisition and Development Fund .....	.....	.....	(**)	.....	.....	.....
International Assistance Program:						
International Security Assistance:						
Foreign Military Loan Program .....	.....	.....	-11	.....	.....	.....
Military Debt Reduction.....	2	2	2	34	34	36
Agency for International Development:						
International Debt Reduction .....	(**)	(**)	.....	478	478	478
Development Credit Authority Loan Fund.....	(**)	3	(**)	(**)	2	3
Overseas Private Investment Corporation .....	-49	51	414	2,241	2,341	2,293
International Monetary Programs.....	.....	1,825	4,072	6,021	7,846	7,846
Small Business Administration:						
Business Loan Fund.....	4	-486	-1,987	1,919	1,429	1,432
Disaster Loan Fund .....	-456	654	-1,283	6,001	7,112	6,656
Independent Agencies:						
Export-Import Bank of the United States.....	-592	6,800	3,022	11,301	18,694	18,102
Federal Communications Commission:						
Spectrum Auction Loan Fund .....	(**)	(**)	-50	.....	(**)	(**)
National Credit Union Administration .....	.....	1,525	-300	3,200	4,725	4,725
Presidio Trust Fund .....	.....	.....	.....	50	50	50
Railroad Retirement Board:						
Social Security Equivalent Benefit Account.....	341	185	-82	3,402	3,246	3,587
Smithsonian Institution:						
John F. Kennedy Center Parking Facilities .....	.....	.....	.....	20	20	20
<b>Total Agency Borrowing from the Treasury</b>						
<b>Financed Through Treasury Securities Issued .....</b>	<b>4,941</b>	<b>136,161</b>	<b>41,098</b>	<b>979,021</b>	<b>1,110,241</b>	<b>1,115,182</b>

**Table 6. Schedule C (Memorandum)-Federal Agency Borrowing Financed Through the Issue of Treasury Securities, September 2013 and Other Periods**

[\$ millions]

Classification	Transactions			Account Balances Current Fiscal Year		Close of This Month
	This Month	Fiscal Year to Date		Beginning of		
		This Year	Prior Year	This Year	This Month	
<b>Borrowing from the Federal Financing Bank:</b>						
Department of Agriculture:						
Rural Utilities Service:						
Rural Electrification and Telecommunications Fund .....	-133	2,888	3,572	37,750	40,772	40,638
Department of Education:						
Historically Black College and University Capital						
Financing Fund .....	23	206	144	923	1,106	1,129
Department of Energy:						
Title 17 Innovative Technology Loans .....	83	2,912	5,336	12,108	14,937	15,020
Advanced Technology Vehicles Manufacturing .....	-163	-1,164	-149	.....	-1,001	-1,164
Department of Health and Human Services:						
Health Maintenance Organization Loan and						
Loan Guarantee Fund .....	.....	.....	.....	(**)	(**)	(**)
Department of Transportation:						
Railroad Rehabilitation and Improvement Loan Fund .....						
.....	(**)	(**)	(**)	1	1	1
Department of Veterans Affairs:						
Guaranteed Transitional Housing for Homeless Veterans .....						
.....	.....	(**)	(**)	5	5	5
General Services Administration:						
Federal Buildings Fund .....						
.....	-4	-86	-77	1,819	1,737	1,733
International Assistance Program:						
Foreign Military Financing Program .....						
.....	-18	-108	-106	188	98	80
Small Business Administration:						
Business Loan Fund .....						
.....	.....	(**)	-1	(**)	.....	.....
Independent Agencies:						
Postal Service .....						
.....	.....	.....	2,000	15,000	15,000	15,000
<b>Total Borrowing from the Federal Financing Bank .....</b>	<b>-212</b>	<b>4,647</b>	<b>10,719</b>	<b>67,794</b>	<b>72,653</b>	<b>72,441</b>

Note: This table includes lending by the Federal Financing Bank accomplished by the purchase of agency financial assets, by the acquisition of agency debt securities, and by direct loans on behalf of an agency. The Federal Financing Bank borrows from Treasury and issues its own securities and in turn may loan these funds to agencies in lieu of agencies borrowing directly through Treasury or issuing their own securities.

... No Transactions

(\*\*) Less than \$500,000

Note: Details may not add to totals due to rounding.



This Page Left Blank Intentionally

---

**Table 6. Schedule D-Investments of Federal Government Accounts in Federal Securities, September 2013 and Other Periods**

Classification	[\$ millions]					
	Net Purchases or Sales (-)			Securities Held as Investments Current Fiscal Year		
	This Month	Fiscal Year to Date		Beginning of		Close of This Month
This Year		Prior Year	This Year	This Month		
<b>Federal Funds:</b>						
Department of Agriculture.....	-32	-4	8	142	171	138
Department of Commerce.....	-2	.....	.....	.....	2	.....
Department of Defense-Military Programs:						
Defense Cooperation Account.....	.....	(**)	(**)	8	8	8
Department of Energy.....	-16	801	695	53,969	54,786	54,770
Department of Health and Human Services.....	.....	3	2	2,096	2,098	2,098
Department of Housing and Urban Development:						
Housing Programs:						
Federal Housing Administration Fund.....	-17,680	-2,774	-1,383	2,778	17,684	3
Government National Mortgage Association:						
Guarantees of Mortgage-Backed Securities.....	-25	-306	-16	2,117	1,836	1,812
Department of the Interior.....	260	900	-195	6,613	7,253	7,513
Department of Labor.....	743	1,635	340	16,133	17,025	17,768
Department of Transportation.....	8	133	172	1,847	1,972	1,980
Department of the Treasury.....	12	1,182	5	24,805	25,975	25,987
Department of Veterans Affairs:						
Veterans Reopened Insurance Fund.....	-3	-28	-28	253	229	226
Servicemen's Group Life Insurance Fund.....	.....	(**)	(**)	1	1	1
Other Defense Civil Programs:						
Uniformed Services Retiree Health Care Fund.....	-439	12,552	14,372	176,113	189,103	188,664
Office of Personnel Management:						
Postal Service Contributions.....	.....	-3,023	1,640	45,347	42,324	42,324
Independent Agencies:						
Federal Deposit Insurance Corporation:						
Deposit Insurance Fund.....	3,552	-737	-4,625	37,602	33,312	36,864
FSLIC Resolution Fund.....	-2,600	-2,599	50	3,424	3,425	825
Federal Housing Finance Agency.....	-20	-6	-1	77	91	72
National Credit Union Administration.....	54	-1,592	-2,283	12,792	11,146	11,200
Postal Service.....	-109	269	776	2,590	2,969	2,860
Tennessee Valley Authority.....	(**)	(**)	(**)	25	25	25
Other.....	-84	281	676	15,525	15,890	15,806
Other.....	-131	890	1,935	10,018	11,040	10,908
Total Treasury Securities.....	-16,514	7,578	12,139	414,274	438,367	421,852
<b>Total Federal Funds.....</b>	<b>-16,514</b>	<b>7,578</b>	<b>12,139</b>	<b>414,274</b>	<b>438,367</b>	<b>421,852</b>
<b>Trust Funds:</b>						
Legislative Branch:						
Library of Congress.....	(**)	-17	3	43	26	26
United States Tax Court.....	.....	(**)	(**)	11	11	11
Other.....	-1	-1	-1	32	32	31
Judicial Branch:						
Judicial Retirement Funds.....	-5	63	43	961	1,029	1,024
Department of Agriculture.....	-35	.....	.....	.....	35	.....
Department of Defense-Military Programs:						
Voluntary Separation Incentive Fund.....	-24	-43	-46	312	292	269
Other.....	-3	70	-26	833	906	903
Department of Health and Human Services:						
Federal Hospital Insurance Trust Fund.....	8,682	-22,282	-17,647	228,292	197,327	206,010
Federal Supplementary Medical Insurance Trust Fund.....	7,233	-1,939	-1,122	69,324	60,152	67,385
Other.....	27	53	83	3,219	3,245	3,272

**Table 6. Schedule D-Investments of Federal Government Accounts in Federal Securities, September 2013 and Other Periods**

Classification	[\$ millions]					
	Net Purchases or Sales (-)			Securities Held as Investments Current Fiscal Year		
	This Month	Fiscal Year to Date		Beginning of		Close of This Month
This Year		Prior Year	This Year	This Month		
<b>Trust Funds:—Continued</b>						
Department of Homeland Security .....	38	581	391	4,499	5,043	5,080
Department of the Interior .....	2	-29	-18	40	9	11
Department of Labor:						
Unemployment Trust Fund .....	-551	8,805	4,642	20,673	30,029	29,478
Other .....	12	7	-4	59	53	65
Department of State:						
Foreign Service Retirement and Disability Fund .....	-47	471	496	16,893	17,411	17,364
Other .....	.....	9	-1	35	44	44
Department of Transportation:						
Airport and Airway Trust Fund .....	258	1,383	1,784	10,425	11,550	11,808
Highway Trust Fund .....	-2,858	-8,013	-6,332	9,970	4,815	1,957
Department of Treasury .....	342	318	189	1,428	1,405	1,747
Department of Veterans Affairs:						
General Post Fund, National Homes .....	4	23	-19	63	82	86
National Service Life Insurance .....	-80	-656	-629	6,912	6,336	6,256
United States Government Life Insurance Fund .....	(**)	-3	-4	13	10	10
Veterans Special Life Insurance Fund .....	-16	-39	-28	1,953	1,930	1,914
Corps of Engineers .....	32	804	686	7,062	7,835	7,866
Other Defense Civil Programs:						
Military Retirement Fund .....	1,796	44,888	50,399	376,439	419,530	421,327
Other .....	-10	-163	-164	2,007	1,855	1,844
Environmental Protection Agency .....	-118	(**)	-2,450	4,510	4,628	4,510
National Aeronautics and Space Administration .....	(**)	(**)	(**)	15	16	15
Office of Personnel Management:						
Civil Service Retirement and Disability Fund:						
Treasury Securities .....	.....	-107,099	22,742	826,555	719,456	719,456
Employees Life Insurance Fund .....	61	701	1,572	41,250	41,890	41,951
Employees and Retired Employees Health Benefits Fund .....	259	2,168	2,067	21,261	23,170	23,429
Social Security Administration:						
Federal Old-Age and Survivors Insurance Trust						
Fund .....	-4,915	68,901	94,166	2,586,697	2,660,513	2,655,599
Federal Disability Insurance Trust Fund .....	-3,030	-31,554	-29,621	132,345	103,821	100,791
Independent Agencies:						
Harry S. Truman Memorial Scholarship Trust Fund .....	(**)	(**)	6	53	54	54
Japan-United States Friendship Commission .....	.....	.....	(**)	38	38	38
Railroad Retirement Board:						
Treasury Securities .....	-16	-36	246	2,403	2,383	2,367
Agency Securities .....	.....	1	-1	5	5	5
Other .....	-30	409	(**)	946	1,385	1,355
Total Treasury Securities .....	7,006	-42,218	121,404	4,377,571	4,328,347	4,335,353
Total Agency Securities .....	.....	1	-1	5	5	5
<b>Total Trust Funds .....</b>	<b>7,006</b>	<b>-42,217</b>	<b>121,403</b>	<b>4,377,575</b>	<b>4,328,352</b>	<b>4,335,358</b>
<b>Grand Total .....</b>	<b>-9,508</b>	<b>-34,639</b>	<b>133,542</b>	<b>4,791,850</b>	<b>4,766,719</b>	<b>4,757,211</b>

... No Transactions  
 (\*\*) Less than \$500,000

Note: Investments are in Treasury securities unless otherwise noted.  
 Note: Details may not add to totals due to rounding.

**Table 6. Schedule E-Net Activity, Guaranteed and Direct Loan Financing, September 2013 and Other Periods**

[\$ millions]

Classification	Net Transactions (-) denotes net reduction of assets accounts			Account Balances Current Fiscal Year		
	This Month	Fiscal Year to Date		Beginning of		Close of This Month
		This Year	Prior Year	This Year	This Month	
<b>Guaranteed Loan Financing Activity:</b>						
Department of Agriculture:						
Farm Service Agency:						
Commodity Credit Corporation Export Fund .....	-42	-87	-106	418	374	332
Agricultural Credit Insurance Fund.....	1	25	91	-194	-169	-168
Natural Resource Conservation Demonstration Program:						
Agricultural Resource Conservation Demonstration Program .....	.....	.....	.....	(**)	(**)	(**)
Rural Housing Service:						
Rural Community Facility Loans .....	-2	1	-2	-58	-55	-57
Rural Housing Insurance Fund .....	-69	-699	-325	-2,348	-2,978	-3,047
Rural Business-Cooperative Service:						
Rural Business and Industry Loans .....	-106	-36	-134	-456	-386	-492
Renewable Energy Guaranteed Loan Account .....	-1	-7	-18	-33	-39	-40
Biorefinery Assistance Loan Account .....	29	29	-9	-72	-73	-44
Rural Utilities Service:						
Rural Water and Waste Disposal Fund .....	(**)	(**)	(**)	-24	-24	-25
Department of Commerce:						
General Administration:						
Emergency Oil, Gas, and Steel Account .....	.....	.....	.....	5	5	5
National Oceanic and Atmospheric Administration:						
Fishing Vessel Obligations.....	(**)	(**)	-1	(**)	(**)	(**)
Department of Defense-Military Programs .....	-34	-32	2	-15	-13	-47
Department of Education:						
Office of Student Financial Assistance:						
Federal Family Education Loans.....	1,829	7,080	12,013	27,768	33,019	34,848
Department of Energy:						
Title 17 Innovative Technology Loans.....	-8	-8	-84	-161	-161	-169
Department of Health and Human Services:						
Health Resources and Services Administration:						
Health Center Loans .....	(**)	(**)	(**)	-3	-3	-3
Health Education Assistance Loans.....	-5	-59	20	-53	-107	-112
Department of Housing and Urban Development:						
Public and Indian Housing Programs:						
Indian Housing Loans .....	(**)	10	-29	-58	-48	-48
Native Hawaiian Housing Loans .....	(**)	1	(**)	-2	(**)	(**)
Community Planning and Development:						
Community Development Loans .....	-5	-12	-5	-95	-102	-107
Housing Programs:						
FHA-Mutual Mortgage Insurance Loans .....	-23,341	138	-976	-26,444	-2,966	-26,306
FHA-General and Special Risk Fund .....	-207	-3,373	2,294	-4,846	-8,012	-8,219
Home Ownership Preservation Entity Fund .....	(**)	1	-1	-20	-19	-20
Government National Mortgage Association:						
Guarantees of Mortgaged-Backed Securities .....	711	-1,462	720	6,418	4,245	4,956

**Table 6. Schedule E-Net Activity, Guaranteed and Direct Loan Financing, September 2013 and Other Periods**

Classification	[\$ millions]					
	Net Transactions (-) denotes net reduction of assets accounts			Account Balances Current Fiscal Year		
	This Month	Fiscal Year to Date		Beginning of		Close of This Month
This Year		Prior Year	This Year	This Month		
<b>Guaranteed Loan Financing Activity:—Continued</b>						
Department of the Interior:						
Bureau of Indian Affairs .....	-4	-4	17	-52	-52	-56
Department of Transportation:						
Office of the Secretary:						
Minority Business Resource Center Fund .....	(**)	(**)	(**)	(**)	(**)	-1
Federal Highway Administration:						
Transportation Infrastructure Finance and Innovation Fund .....	.....	.....	.....	(**)	(**)	(**)
Maritime Administration:						
Maritime Guaranteed Loan (Title XI) Fund .....	19	19	-120	-213	-213	-194
Department of the Treasury:						
Departmental Offices:						
Air Transportation Stabilization Fund .....	.....	.....	.....	(**)	(**)	(**)
Troubled Assets Insurance Financing Fund .....	8	-758	-15	758	-8	(**)
Troubled Asset Relief Program .....	(**)	-4	-10	-11	-15	-15
Department of Veterans Affairs:						
Veterans Benefits Administration:						
Veterans Housing Benefit Program Fund .....	-174	-1,199	-665	-4,157	-5,182	-5,356
International Assistance Program:						
Agency for International Development:						
Loan Guarantees to Israel .....	18	18	575	-1,397	-1,397	-1,379
Urban and Environmental Credit Guaranteed Loans .....	5	7	12	-63	-61	-56
Microenterprise and Small Enterprise Development .....	(**)	(**)	(**)	(**)	(**)	(**)
Development Credit Authority Loan Fund .....	1	-5	-12	-49	-55	-54
Loan Guarantees to Egypt .....	-320	-320	64	-137	-137	-458
Tunisia Loan Fund .....	18	18	-30	-30	-30	-12
Overseas Private Investment Corporation .....	202	226	-18	-101	-77	125
Small Business Administration:						
Business Loan Fund .....	-35	639	-972	-2,795	-2,121	-2,156
Independent Agencies:						
Export-Import Bank of the United States .....	-121	-683	-4	-1,314	-1,876	-1,997
<b>Net Activity, Guaranteed Loan Financing .....</b>	<b>-21,632</b>	<b>-536</b>	<b>12,270</b>	<b>-9,834</b>	<b>11,262</b>	<b>-10,370</b>

**Table 6. Schedule E-Net Activity, Guaranteed and Direct Loan Financing, September 2013 and Other Periods**

Classification	[\$ millions]					
	Net Transactions (- denotes net reduction of assets accounts)			Account Balances Current Fiscal Year		
	This Month	Fiscal Year to Date		Beginning of		Close of This Month
This Year		Prior Year	This Year	This Month		
<b>Direct Loan Financing Activity:</b>						
Department of Agriculture:						
Farm Service Agency:						
Agricultural Credit Insurance Fund.....	195	15	154	6,934	6,755	6,949
Farm Storage Facility Loans.....	13	15	44	727	729	742
Apple Loans Fund.....	(**)	(**)	(**)	(**)	(**)	(**)
Emergency Boll Weevil Loan Fund.....	(**)	(**)	4	3	3	3
Rural Housing Service:						
Rural Community Facility Loans Fund.....	207	501	689	4,076	4,370	4,577
Rural Housing Insurance Fund.....	675	-145	194	15,501	14,681	15,356
Multifamily Housing Revitalization Loan Account.....	10	30	9	168	188	197
Rural Business-Cooperative Service:						
Rural Business and Industry Loan Fund.....	-1	-4	35	50	46	45
Rural Development Loan Fund.....	17	(**)	1	298	281	298
Rural Economic Development Loan Fund.....	3	9	1	102	108	111
Rural Microenterprise Investment Loans.....	(**)	4	6	13	17	17
Rural Utilities Service:						
Rural Water and Waste Disposal Loans.....	592	480	436	9,718	9,606	10,199
Rural Electrification and Telecommunications Fund.....	523	3,148	3,091	45,309	47,934	48,457
Rural Telephone Bank.....	10	-54	-46	347	283	293
Distance Learning and Telemedicine Program.....	35	117	313	1,028	1,109	1,145
Rural Development Insurance Fund.....	.....	.....	.....	1,065	1,065	1,065
Foreign Agricultural Service:						
P.L. 480 Direct Loan Fund.....	45	-61	-73	844	738	783
International Debt Reduction.....	-7	-11	-13	16	12	5
Department of Commerce:						
National Oceanic and Atmospheric Administration:						
Fisheries Finance.....	4	-27	12	552	521	525
Department of Defense-Military Programs.....	66	225	170	948	1,107	1,173
Department of Education:						
Office of Postsecondary Education:						
College Housing and Academic Facilities Loans.....	(**)	-1	(**)	6	5	5
Historically Black College and University Capital Financing Fund.....	2	382	120	558	937	939
Office of Student Financial Assistance:						
Federal Direct Student Loans.....	40,699	148,699	151,123	525,881	633,881	674,580
Teach Grant Loans.....	21	110	90	343	431	453
Temporary Student Loan Purchase Authority.....	2,678	-7,805	-3,237	115,220	104,737	107,415
Department of Energy:						
Advanced Technology Vehicles Manufacturing Loans.....	-165	-116	2,408	5,767	5,816	5,651
Title 17 Innovative Technology Loans.....	248	2,647	2,378	4,078	6,478	6,726
Department of Health and Human Services:						
Consumer Operated and Oriented Plan.....	39	360	57	57	378	417
Consumer Operated and Oriented Plan Program Contingency.....	1	1	.....	.....	.....	1
Department of Homeland Security:						
Disaster Assistance Loan Fund.....	-281	-285	336	324	320	39
Department of Housing and Urban Development:						
Housing Programs:						
Emergency Homeowners' Relief Fund.....	(**)	1	1	2	2	2
FHA-Mutual Mortgage Insurance Loans.....	-1	(**)	(**)	-5	-5	-5
FHA-General and Special Risk Fund.....	(**)	(**)	(**)	(**)	(**)	(**)
Green Retrofit Program for Multifamily Housing Fund.....	(**)	-5	-4	11	5	6

**Table 6. Schedule E-Net Activity, Guaranteed and Direct Loan Financing, September 2013 and Other Periods**

Classification	[\$ millions]					
	Net Transactions (- denotes net reduction of assets accounts)			Account Balances Current Fiscal Year		
	This Month	Fiscal Year to Date		Beginning of		Close of This Month
This Year		Prior Year	This Year	This Month		
<b>Direct Loan Financing Activity:—Continued</b>						
Department of the Interior:						
Bureau of Reclamation .....	2	-1	18	37	34	36
Bureau of Indian Affairs .....	(**)	-1	1	5	4	4
Assistance to American Samoa Loan Fund .....	1	(**)	-1	9	8	9
Department of State:						
Administration of Foreign Affairs:						
Repatriation Loans .....	1	(**)	9	1	(**)	1
Department of Transportation:						
Federal Highway Administration:						
Transportation Infrastructure Finance and Innovation Fund .....	425	1,303	775	4,375	5,252	5,677
Tiger Tifia Loan Fund .....	9	401	(**)	(**)	392	401
Federal Railroad Administration:						
Railroad Rehabilitation and Improvement Loan Fund .....	38	120	199	691	773	810
Department of the Treasury:						
Community Development Financial Institutions Fund .....						
GSE Mortgage-Backed Securities Purchase Program .....	2	4	-3	33	35	38
Temporary Credit and Liquidity Program .....	333	-4,798	-1,081	13,256	8,125	8,458
Troubled Asset Relief Program .....	-308	-21,749	-71,879	31,484	10,043	9,735
Small Business Lending Program .....	41	-395	298	4,034	3,598	3,639
Bureau of the Fiscal Service:						
Financial Management Service .....	.....	.....	.....	(**)	(**)	(**)
Department of Veterans Affairs:						
Veterans Benefits Administration:						
Veterans Housing Benefit Program Fund .....	18	-91	-762	661	552	570
Native American Veteran Housing Fund .....	2	4	-6	59	60	62
Transitional Housing Loans .....	(**)	(**)	(**)	(**)	(**)	(**)
Vocational Rehabilitation Loan Fund .....	(**)	(**)	(**)	1	1	1
Environmental Protection Agency:						
Abatement, Control, and Compliance Loan Program .....	(**)	-1	-2	(**)	(**)	(**)
International Assistance Program:						
International Security Assistance:						
Foreign Military Loan Program .....	.....	.....	-38	-27	-27	-27
Military Debt Reduction .....	2	2	2	34	34	36
Agency for International Development:						
International Debt Reduction .....	4	-22	-3	138	112	116
Overseas Private Investment Corporation .....	15	-94	84	1,454	1,345	1,359
International Monetary Programs .....	3	2,157	-24	-54	2,100	2,104
Small Business Administration:						
Business Loan Fund .....	6	15	12	109	118	124
Disaster Loan Fund .....	228	43	-348	5,815	5,630	5,858
Independent Agencies:						
Export-Import Bank of the United States .....	530	6,238	4,048	10,848	16,556	17,086
Federal Communications Commission:						
Spectrum Auction Loan Fund .....	(**)	-2	-18	-4	-6	-6
<b>Net Activity, Direct Loan Financing .....</b>	<b>46,982</b>	<b>132,069</b>	<b>24,382</b>	<b>816,805</b>	<b>901,892</b>	<b>948,874</b>

Note: Federal credit programs provide benefits to the public in the form of direct loans and loan guarantees. This table reflects cash transactions and balances of the nonbudgetary financing fund accounts that result from the disbursement of loans, collection of fees, repayment of principle, sale of collateral, interest, and subsidy received from the credit program accounts at net present value in accordance with the Credit Reform Act of 1990. Unreimbursed costs such as administrative expenses and subsidy payments are reported on a cash basis and included within each program's budgetary totals in Table 5.

... No Transactions  
(\*\*) Less than \$500,000

Note: Details may not add to totals due to rounding.

**Table 7. Receipts and Outlays of the U.S. Government by Month, Fiscal Year 2013**

[\$ millions]

Classification	Oct.	Nov.	Dec.	Jan.	Feb.	March	April	May	June	July	Aug.	Sept.	Fiscal Year to Date	Comparable Period Prior F.Y.
<b>Receipts:</b>														
Individual Income Taxes .....	102,039	75,027	135,331	155,967	32,227	54,627	240,204	78,439	118,306	98,082	85,286	140,870	1,316,405	1,132,206
Corporation Income Taxes.....	1,619	3,219	57,670	7,752	1,173	28,854	36,083	6,262	62,959	7,173	3,595	57,146	273,506	242,289
Social Insurance And Retirement Receipts:														
Employment and General Retirement.....	56,045	60,174	55,925	84,444	70,683	83,530	97,211	73,783	85,163	70,028	71,474	78,985	887,445	774,927
Unemployment Insurance.....	2,767	4,813	645	5,048	3,596	680	9,817	18,240	532	4,418	5,969	286	56,810	66,647
Other Retirement.....	296	330	292	279	273	332	281	314	277	269	313	308	3,564	3,739
Excise Taxes.....	6,662	6,848	6,559	6,352	5,051	7,363	6,922	6,893	6,719	7,211	6,315	11,114	84,008	79,061
Estate and Gift Taxes.....	1,143	893	1,178	1,130	1,027	1,126	5,888	1,333	1,233	1,577	1,253	1,129	18,912	13,973
Customs Duties.....	2,940	2,664	2,460	2,799	2,284	2,526	2,495	2,400	2,563	2,884	2,843	2,956	31,814	30,307
Miscellaneous Receipts.....	10,804	7,762	9,447	8,453	6,501	6,980	7,822	9,518	8,875	8,388	8,322	8,642	101,513	105,943
<b>Total-Receipts This Year.....</b>	<b>184,316</b>	<b>161,730</b>	<b>269,508</b>	<b>272,225</b>	<b>122,815</b>	<b>186,018</b>	<b>406,723</b>	<b>197,182</b>	<b>286,627</b>	<b>200,030</b>	<b>185,370</b>	<b>301,435</b>	<b>2,773,978</b>	.....
(On-Budget).....	144,166	118,561	230,049	207,810	67,807	120,570	332,553	139,762	220,392	146,265	130,599	242,172	2,100,704	.....
(Off-Budget).....	40,150	43,169	39,459	64,415	55,008	65,448	74,170	57,420	66,235	53,765	54,771	59,264	673,274	.....
<i>Total-Receipts Prior Year.....</i>	<i>163,072</i>	<i>152,402</i>	<i>239,963</i>	<i>234,319</i>	<i>103,413</i>	<i>171,215</i>	<i>318,807</i>	<i>180,713</i>	<i>260,177</i>	<i>184,585</i>	<i>178,860</i>	<i>261,566</i>	.....	<i>2,449,093</i>
(On Budget).....	123,769	110,346	201,911	178,871	57,954	119,308	258,106	134,391	205,262	141,402	134,871	213,401	.....	1,879,592
(Off Budget).....	39,303	42,056	38,052	55,448	45,459	51,906	60,701	46,322	54,916	43,183	43,989	48,165	.....	569,501
<b>Outlays:</b>														
Legislative Branch.....	442	371	354	380	328	338	399	363	310	324	345	374	4,329	4,437
Judicial Branch.....	573	623	563	563	545	738	542	616	501	576	669	557	7,065	7,228
Department of Agriculture:														
Commodity Credit Corporation and														
Foreign Agricultural Service.....	6,938	2,007	1,252	1,224	-23	-233	-45	-400	-543	19	-246	39	9,988	8,800
Other.....	14,499	12,678	15,111	14,313	11,834	11,282	11,801	12,147	10,985	10,782	11,104	9,370	145,905	130,913
Department of Commerce.....	961	786	811	736	688	545	927	705	802	680	682	814	9,137	10,271
Department of Defense:														
Military Programs:														
Military Personnel.....	26,106	15,773	11,060	6,392	11,463	11,341	11,125	16,063	6,500	11,551	16,991	6,458	150,824	152,266
Operation and Maintenance.....	20,925	22,152	21,686	23,444	20,707	21,686	21,075	23,801	20,109	19,840	22,096	22,140	259,660	282,297
International Reconstruction and Other Assistance.....	(**)	(**)	(**)	(**)	(**)	(**)	(**)	(**)	2	(**)	(**)	2	5	16
Procurement.....	8,998	8,990	9,212	12,736	6,905	13,675	7,411	8,225	9,025	10,213	9,328	10,194	114,913	124,712
Research, Development, Test, and Evaluation.....	4,695	4,883	6,548	6,397	4,196	5,798	6,001	5,674	5,055	6,018	4,276	7,351	66,892	70,396
Military Construction.....	1,317	1,000	1,104	934	860	852	992	1,048	907	1,117	1,042	1,145	12,319	14,551
Family Housing.....	170	183	134	226	132	132	217	155	128	63	120	170	1,830	2,330
Revolving and Management Funds.....	550	988	177	484	-449	348	209	-24	-86	510	336	166	3,209	4,722
Other.....	-212	-184	218	271	-190	-217	-516	-665	641	-408	-822	233	-1,851	-426
<b>Total Military Programs.....</b>	<b>62,549</b>	<b>53,784</b>	<b>50,140</b>	<b>50,885</b>	<b>43,625</b>	<b>53,615</b>	<b>46,514</b>	<b>54,277</b>	<b>42,282</b>	<b>48,904</b>	<b>53,367</b>	<b>47,859</b>	<b>607,801</b>	<b>650,864</b>
Department of Education.....	3,853	5,722	6,054	-1,032	7,971	7,180	81	6,465	-9,296	4,699	7,028	2,185	40,910	57,249
Department of Energy.....	2,506	2,240	2,451	1,964	2,055	967	1,949	2,319	2,577	1,900	1,650	2,099	24,675	32,481
Department of Health and Human Services:														
National Institutes of Health														
Centers for Medicare And Medicaid Services:	2,668	2,546	2,610	2,430	2,447	2,666	2,552	2,577	2,652	2,418	2,575	2,835	30,976	32,782
Grants to States for Medicaid.....	23,259	20,896	21,766	21,792	20,553	20,970	22,970	24,370	21,516	23,066	22,926	21,310	265,392	250,534
Federal Hospital Ins. Trust Fund.....	21,946	28,201	15,197	22,534	22,638	22,532	22,553	28,897	19,516	23,933	29,544	18,146	275,638	263,717
Federal Supp. Med. Ins. Trust Fund.....	26,828	36,532	15,106	23,558	24,334	24,959	26,409	36,766	16,390	28,060	38,618	16,457	314,017	291,682
Other.....	19,098	24,139	15,436	19,631	20,298	20,661	28,044	24,419	19,537	21,492	24,673	20,704	258,130	246,866
Administration for Children and Families.....	4,315	4,390	4,049	4,553	3,865	4,433	3,956	4,041	3,685	4,324	4,053	4,765	50,431	49,370
Other.....	-21,802	-26,386	-18,635	-22,147	-23,758	-23,724	-31,165	-27,338	-30,261	-24,403	-27,853	-30,819	-308,291	-286,897
Department of Homeland Security.....	4,858	5,352	5,613	5,866	5,146	5,532	4,519	4,321	3,812	3,621	3,633	4,947	57,219	47,423
Department of Housing and Urban Development.....	2,756	2,763	3,006	2,530	2,749	2,761	2,412	2,363	1,828	7,089	2,289	24,031	56,576	49,597
Department of the Interior.....	910	-892	913	851	789	879	940	726	1,552	633	1,153	1,151	9,606	12,889
Department of Justice.....	3,569	2,485	1,431	2,615	2,450	2,492	2,486	2,899	1,700	2,568	2,428	2,617	29,742	31,159
Department of Labor:														
Unemployment Trust Fund.....	6,660	6,128	6,417	7,800	6,340	6,012	6,420	5,885	5,250	5,802	5,097	4,858	72,669	96,095
Other.....	-1,167	1,523	1,230	1,136	176	1,275	1,283	135	705	948	875	-479	7,640	8,515
Department of State.....	1,893	2,996	2,186	1,723	1,757	1,824	1,836	1,874	1,615	2,357	1,714	4,153	25,926	26,948
Department of Transportation:														
Highway Trust Fund.....	4,292	3,270	3,339	2,468	2,427	2,350	2,422	3,154	3,947	4,060	4,943	5,071	41,744	40,016
Other.....	3,197	2,523	3,369	2,623	2,360	2,739	3,152	2,844	2,513	2,823	2,787	3,644	34,576	35,131
Department of the Treasury:														
Interest on Treasury Debt Securities (Gross).....	12,923	25,069	95,737	17,817	16,882	23,472	35,952	24,378	93,032	25,077	25,488	19,844	415,670	359,241
Other.....	4,787	6,800	-2,065	3,101	52,350	-742	10,836	6,774	-63,386	2,746	2,619	-40,438	-16,617	105,471



**Table 7. Receipts and Outlays of the U.S. Government by Month, Fiscal Year 2013**

[\$ millions]

Classification	Oct.	Nov.	Dec.	Jan.	Feb.	March	April	May	June	July	Aug.	Sept.	Fiscal Year to Date	Comparable Period Prior F.Y.
<b>Outlays—Continued</b>														
Department of Veterans Affairs:														
Compensation And Pensions.....	5,115	9,555	5,178	583	5,374	5,334	5,403	10,314	874	5,497	10,593	939	64,759	54,754
National Service Life.....	61	77	71	89	82	92	92	86	75	83	83	77	968	1,000
Other.....	6,220	6,180	5,379	5,672	5,263	6,906	5,840	6,231	6,201	5,565	7,320	5,959	72,737	68,372
Corps of Engineers.....	645	777	672	537	422	424	471	499	437	472	389	556	6,300	7,777
Other Defense Civil Programs.....	5,329	8,546	5,254	1,523	5,208	4,759	2,338	8,833	1,153	4,661	8,299	908	56,812	77,314
Environmental Protection.....	900	781	835	891	951	817	748	685	604	553	782	938	9,484	12,796
Executive Office of the President.....	26	30	31	29	32	37	34	34	28	29	36	34	380	405
General Services Administration.....	-25	-146	63	-60	-119	142	-191	219	-103	-67	105	-186	-369	1,754
International Assistance Program:														
International Security Assistance.....	440	1,366	471	347	1,349	1,312	431	1,468	720	278	770	752	9,704	11,464
Multilateral Assistance.....	122	139	4	17	4	100	88	313	1,934	27	2	90	2,839	3,528
Agency for International Development.....	490	659	197	370	428	360	443	722	452	428	635	557	5,740	3,611
Other.....	154	-82	952	-746	300	541	-117	-30	44	-71	92	422	1,458	1,405
National Aeronautics and Space Administration.....	1,334	1,397	1,846	980	1,281	1,455	1,172	1,580	1,278	1,422	1,490	1,743	16,976	17,190
National Science Foundation.....	650	594	669	370	607	593	402	598	674	650	851	760	7,417	7,256
Office of Personnel Management.....	7,520	6,837	6,390	7,416	6,886	6,537	7,535	6,799	6,377	7,673	6,908	6,990	83,868	79,456
Small Business Administration.....	95	93	101	123	98	117	-687	115	106	96	111	105	476	2,936
Social Security Administration:														
Federal Old-Age and Survivors Ins.														
Trust Fund (Off-Budget).....	53,772	54,089	54,625	55,127	55,723	55,794	55,310	56,191	60,410	56,307	56,647	56,662	670,657	634,730
Federal Disability Ins. Trust														
Fund (Off-Budget).....	11,361	11,398	12,024	11,805	11,777	12,196	11,865	11,993	12,580	11,882	12,029	11,938	142,847	138,632
Other.....	4,526	8,432	4,469	248	4,411	4,511	4,568	8,956	-28	4,588	8,833	377	53,890	47,782
Independent Agencies:														
Fed. Deposit Ins. Corp:														
Deposit Insurance Fund.....	316	30	165	202	77	-754	-815	734	5,066	-241	155	-4,186	748	4,597
FSLIC Resolution Fund.....	182	(**)	(**)	(**)	-2	1	-2	(**)	1	125	(**)	1	306	-20
Office of Inspector General.....	.....	.....	.....	.....	.....	.....	.....	.....	.....	.....	.....	31	31	29
Postal Service:														
Off-Budget:														
Public Enterprise Funds.....	-1,074	-669	-607	-723	6	835	-26	-331	-90	-393	811	92	-2,168	2,415
Other.....	125	.....	(**)	.....	.....	.....	.....	131	.....	.....	.....	(**)	255	256
Other.....	78	.....	.....	(**)	.....	.....	.....	.....	.....	.....	-4	.....	74	74
Tennessee Valley Authority.....	-818	906	384	61	-220	-232	78	73	182	142	-166	135	527	223
Other Independent Agencies.....	4,621	3,943	2,097	2,401	1,667	2,156	1,855	2,046	-1,772	3,006	2,502	1,613	26,136	26,444
Undistributed Offsetting Receipts:														
Employer Share, Employee Retirement.....	-20,646	-5,620	-5,178	-5,336	-5,290	-5,765	-5,440	-5,781	-5,402	-5,419	-5,678	-5,766	-81,321	-83,939
Interest Received by Trust Funds.....	11,141	-1,422	-75,680	-1,930	-166	-1,138	-6,231	-1,537	-74,458	-2,716	-2,095	-444	-156,675	-127,142
Rents and Royalties on Outer Continental Shelf Lands.....	-1,661	-592	-567	-567	-621	-104	-1,075	-604	-437	-1,450	-369	-827	-8,873	-6,605
Sale of Major Assets.....	.....	.....	-2,588	.....	.....	.....	.....	.....	.....	.....	.....	.....	-2,588	-12,992
Other.....	.....	(**)	(**)	(**)	(**)	.....	(**)	(**)	(**)	(**)	(**)	(**)	(**)	(**)
<b>Totals This Year:</b>														
Total Outlays.....	304,311	333,841	270,699	269,342	326,354	292,548	293,834	335,914	170,126	297,627	333,293	226,366	3,454,253	.....
(On-Budget).....	255,939	278,998	267,740	212,018	260,700	226,200	236,743	269,499	150,562	237,755	265,356	158,930	2,820,440	.....
(Off-Budget).....	48,372	54,844	2,959	57,324	65,653	66,348	57,091	66,415	19,564	59,872	67,937	67,436	633,813	.....
Total-Surplus (+) or Deficit (-).....	-119,995	-172,112	-1,191	+2,883	-203,539	-106,530	+112,889	-138,732	+116,501	-97,597	-147,923	+75,070	-680,276	.....
(On-Budget).....	-111,774	-160,437	-37,691	-4,207	-192,894	-105,630	+95,810	-129,737	+69,830	-91,491	-134,757	+83,241	-719,736	.....
(Off-Budget).....	-8,222	-11,675	+36,500	+7,091	-10,645	-900	+17,079	-8,995	+46,672	-6,107	-13,166	-8,172	+39,461	.....
Total Borrowing from the Public.....	142,335	142,218	29,338	-20,938	261,952	95,355	27,899	-46,263	1,107	12,220	49,404	7,392	702,018	1,152,249
<b>Total-Outlays Prior Year</b>														
(On-Budget).....	261,539	289,704	325,930	261,726	335,090	369,372	259,690	305,348	319,919	254,190	369,393	186,386	.....	3,538,286
(Off-Budget).....	214,770	238,285	328,868	217,653	281,056	315,494	215,365	251,615	317,698	205,566	286,947	157,380	.....	3,030,697
Total-Surplus (+) or Deficit (-) Prior Year.....	-98,466	-137,302	-85,967	-27,407	-231,677	-198,157	+59,117	-124,636	-59,741	-69,604	-190,533	+75,180	.....	-1,089,193
(On-Budget).....	-91,001	-127,939	-126,957	-38,782	-223,102	-196,185	+42,741	-117,224	-112,436	-64,163	-152,076	+56,020	.....	-1,151,105
(Off-Budget).....	-7,465	-9,363	+40,991	+11,375	-8,575	-1,971	+16,376	-7,411	+52,695	-5,441	-38,457	+19,160	.....	+61,912

... No Transactions  
 (\*\*) Less than \$500,000

Note: Details may not add to totals due to rounding.

**Table 8. Trust Fund Impact on Budget Results and Investment Holdings as of September 30, 2013**

Classification	[\$ millions]								
	This Month			Fiscal Year to Date			Securities Held as Investments Current Fiscal Year		
	Receipts	Outlays	Excess	Receipts	Outlays	Excess	Beginning of		Close of This Month
							This Year	This Month	
<b>Trust Receipts, Outlays, and Investments Held:</b>									
Airport and Airway .....	1,699	671	1,028	12,894	11,508	1,386	10,425	11,550	11,808
Black Lung Disability.....	74	76	-2	530	289	241	.....	.....	.....
Federal Disability Insurance.....	8,808	11,938	-3,129	111,353	142,847	-31,494	132,345	103,821	100,791
Federal Employees Life and Health.....	.....	-328	328	.....	.....	-3,099	3,099	62,511	65,060
Federal Employees Retirement .....	35,616	6,547	29,069	94,962	78,336	16,626	844,419	737,907	737,855
Federal Hospital Insurance.....	26,625	18,282	8,343	254,164	277,193	-23,029	228,292	197,327	206,010
Federal Old-Age and Survivors Insurance.....	51,712	56,662	-4,950	739,699	670,657	69,042	2,586,697	2,660,513	2,655,599
Federal Supplementary Medical Insurance.....	23,725	16,457	7,268	309,499	314,017	-4,518	69,324	60,152	67,385
Hazardous Substance Superfund.....	16	98	-83	1,173	1,298	-125	3,250	3,292	3,187
Highways.....	5,252	6,258	-1,006	42,300	51,015	-8,715	9,970	4,815	1,957
Military Advances.....	2,933	3,515	-582	26,651	26,402	250	.....	.....	.....
Military Retirement.....	1,912	393	1,518	99,201	54,277	44,924	376,439	419,530	421,327
Railroad Retirement.....	320	1,157	-838	14,312	13,456	856	2,408	2,389	2,372
Unemployment .....	-3,963	4,869	-8,832	85,580	72,768	12,812	20,673	30,029	29,478
Veterans Life Insurance.....	9	101	-92	375	1,068	-693	8,878	8,276	8,180
All Other Trust .....	892	480	412	8,494	6,149	2,346	21,944	23,595	23,968
<b>Total Trust Fund Receipts and Outlays and Investments Held from Table 6-D.....</b>	<b>155,629</b>	<b>127,177</b>	<b>28,452</b>	<b>1,801,187</b>	<b>1,718,180</b>	<b>83,007</b>	<b>4,377,575</b>	<b>4,328,258</b>	<b>4,335,297</b>
Less: Interfund Transactions.....	68,411	68,411	.....	796,442	796,442	.....	.....	.....	.....
Trust Fund Receipts and Outlays on the Basis of Tables 4 & 5 .....	87,218	58,765	28,452	1,004,745	921,738	83,007	.....	.....	.....
<b>Total Federal Fund Receipts and Outlays.....</b>	<b>214,337</b>	<b>167,720</b>	<b>46,617</b>	<b>1,770,229</b>	<b>2,533,511</b>	<b>-763,282</b>	.....	.....	.....
Less: Interfund Transactions.....	119	119	.....	996	996	.....	.....	.....	.....
Federal Fund Receipts and Outlays on the Basis of Table 4 & 5.....	214,217	167,600	46,617	1,769,233	2,532,515	-763,282	.....	.....	.....
<b>Net Budget Receipts &amp; Outlays .....</b>	<b>301,435</b>	<b>226,366</b>	<b>75,070</b>	<b>2,773,978</b>	<b>3,454,253</b>	<b>-680,276</b>	.....	.....	.....

Note: Interfund receipts and outlays are transactions between Federal funds and trust funds such as Federal payments and contributions, and interest and profits on investments in Federal securities. They have no net effect on overall budget receipts and outlays since the receipt side of such transactions is offset against budget outlays. In this table, Interfund receipts are shown as an adjustment to arrive at total receipts and outlays of trust funds respectively.

... No Transactions  
Note: Details may not add to totals due to rounding.

**Table 9. Summary of Receipts by Source, and Outlays by Function of the U.S. Government, September 2013 and Other Periods**

Classification	[\$ millions]		
	This Month	Fiscal Year to Date	Comparable Period Prior Fiscal Year
<b>Receipts:</b>			
Individual Income Taxes .....	140,870	1,316,405	1,132,206
Corporation Income Taxes.....	57,146	273,506	242,289
<b>Social Insurance and Retirement Receipts:</b>			
Employment and General Retirement.....	78,985	887,445	774,927
Unemployment Insurance.....	286	56,810	66,647
Other Retirement.....	308	3,564	3,739
Excise Taxes .....	11,114	84,008	79,061
Estate and Gift Taxes .....	1,129	18,912	13,973
Customs Duties .....	2,956	31,814	30,307
Miscellaneous Receipts .....	8,642	101,513	105,943
<b>Total.....</b>	<b>301,435</b>	<b>2,773,978</b>	<b>2,449,093</b>
<b>Net Outlays:</b>			
National Defense.....	49,885	635,211	677,856
International Affairs.....	6,032	46,447	47,189
General Science, Space, and Technology.....	2,857	28,961	29,060
Energy .....	928	10,946	14,757
Natural Resources and Environment .....	3,442	36,050	41,628
Agriculture .....	-363	31,447	17,791
Commerce and Housing Credit.....	714	-83,547	40,295
Transportation .....	9,955	92,257	93,019
Community and Regional Development.....	2,602	33,351	25,132
Education, Training, Employment and Social Services.....	4,367	70,974	90,823
Health.....	27,977	357,292	346,707
Medicare.....	22,949	497,834	471,793
Income Security.....	27,726	537,261	543,125
Social Security.....	68,667	813,551	773,290
Veterans Benefits and Services.....	6,900	138,938	124,595
Administration of Justice.....	5,696	54,548	56,277
General Government .....	2,176	24,247	28,037
Net Interest.....	-9,552	221,265	220,448
Undistributed Offsetting Receipts .....	-6,593	-92,782	-103,536
<b>Total.....</b>	<b>226,366</b>	<b>3,454,253</b>	<b>3,538,286</b>

Note: Details may not add to totals due to rounding.

# Explanatory Notes

## 1. Flow of Data into Monthly Treasury Statement

The *Monthly Treasury Statement (MTS)* is assembled from data in the central accounting system. The major sources of data include monthly accounting reports by Federal entities and disbursing officers, and daily reports from the Federal Reserve banks. These reports detail accounting transactions affecting receipts and outlays of the Federal Government and off-budget Federal entities, and their related effect on the assets and liabilities of the U.S. Government. Information is presented in the *MTS* on a modified cash basis.

## 2. Notes on Receipts

Receipts included in the report are classified into the following major categories: (1) budget receipts and (2) offsetting collections (also called applicable receipts). Budget receipts are collections from the public that result from the exercise of the Government's sovereign or governmental powers, excluding receipts offset against outlays. These collections, also called governmental receipts, consist mainly of tax receipts (including social insurance taxes), receipts from court fines, certain licenses, and deposits of earnings by the Federal Reserve System. Refunds of receipts are treated as deductions from gross receipts.

Offsetting collections are from other Government accounts or the public that are of a business-type or market-oriented nature. They are classified into two major categories: (1) offsetting collections credited to appropriations or fund accounts, and (2) offsetting receipts (i.e., amounts deposited in receipt accounts). Collections credited to appropriation or fund accounts normally can be used without appropriation action by Congress. These occur in two instances: (1) when authorized by law, amounts collected for materials or services are treated as reimbursements to appropriations and (2) in the three types of revolving funds (public enterprise, intra governmental, and trust); collections are netted against spending, and outlays are reported as the net amount.

Offsetting receipts in receipt accounts cannot be used without being appropriated. They are subdivided into two categories: (1) proprietary receipts - these collections are from the public and they are offset against outlays by agency and by function, and (2) intra governmental funds - these are payments into receipt accounts from Governmental appropriation or fund accounts. The transactions may be intrabudgetary when the payment and receipt both occur within the budget or from receipts from off-budget Federal entities in those cases where payment is made by a Federal entity whose budget authority and outlays are excluded from the budget totals.

Intrabudgetary transactions are subdivided into three categories: (1) interfund transactions, where the payments are from one fund group (either Federal funds or trust funds) to a receipt account in the other fund group; (2) Federal intrafund transactions, where the payments and receipts both occur within the Federal fund group; and (3) trust intrafund transactions, where the payments and receipts both occur within the trust fund group.

Offsetting receipts are generally deducted from budget authority and outlays by function, by subfunction, or by agency. There are four types of receipts, however, that are deducted from budget totals as undistributed offsetting receipts. They are: (1) agencies' payments (including payments by off-budget Federal entities) as employers into employees retirement funds, (2) interest received by trust funds, (3) rents and royalties on the Outer Continental Shelf lands, and (4) other interest (i.e., interest collected on Outer Continental Shelf money in deposit funds when such money is transferred into the budget).

## 3. Notes on Outlays

Outlays are generally accounted for on the basis of checks issued, electronic funds transferred, or cash payments made. Certain outlays do not require issuance of cash or checks. An example is charges made against appropriations for that part of employees' salaries withheld for taxes or savings bond allotments - these are counted as payments to the employee and credits for whatever purpose the money was withheld. Outlays are stated net of offsetting collections (including receipts of revolving and management funds) and of refunds. Interest on the public debt (public issues) is recognized on the accrual basis. Federal credit

programs subject to the Federal Credit Reform Act of 1990 use the cash basis of accounting and are divided into two components. The portion of the credit activities that involve a cost to the Government (mainly subsidies) is included within the budget program accounts. The remaining portion of the credit activities are in non-budget financing accounts. Outlays of off-budget Federal entities are excluded by law from budget totals. However, they are shown separately and combined with the on-budget outlays to display total Federal outlays.

## 4. Processing

The data on payments and collections are reported by account symbol into the central accounting system. In turn, the data are extracted from this system for use in the preparation of the *MTS*.

There are two major checks which are conducted to assure consistency of the data reported:

1. Verification of payment data. The monthly payment activity reported by Federal entities on the Statements of Transactions is compared to the payment activity of Federal entities as reported by disbursing officers.
2. Verification of collection data. Reported collections appearing on Statements of Transactions are compared to deposits as reported by Federal Reserve Banks.

## 5. Other Sources of Information About Federal Government Financial Activities

- *A Glossary of Terms Used in the Federal Budget Process, 2005* (Available from the U.S. Government Accountability Office, at <http://www.gao.gov/new.items/do5734sp.pdf>/September, or by calling 202-512-6000. This glossary provides a basic reference document of standardized definitions of terms used by the Federal Government in the budget making process.
- *Daily Treasury Statement* (Available on the internet at <http://www.fms.treas.gov/dts/>). The *Daily Treasury Statement* is published each working day of the Federal Government and provides data on the cash and debt operations of the Treasury.
- *Monthly Statement of the Public Debt of the United States* (Available on the internet at <http://www.treasurydirect.gov/govt/reports/pd/mspd/nspd.htm>). This publication provides detailed information concerning the public debt.
- *Treasury Bulletin* (Available from GPO, Washington, D.C. 20401 on a subscription or single copy and on the internet at <http://fms.treas.gov/bulletin/index.html>). Quarterly, contains a mix of narrative, tables, and charts on Treasury issues, Federal financial operations, international statistics, and special reports.
- *Budget of the United States Government, Fiscal Year 20\_\_* (Available from GPO, Washington, D.C. 20401 on a subscription basis only and on the internet at <http://www.access.gpo.gov/usbudget>). This publication is a single volume which provides budget information and contains:
  - *Appendix, The Budget of the United States Government, FY 20\_\_*
  - *The United States Budget in Brief, FY 20\_\_*
  - *Analytical Perspectives*
  - *Historical Tables*
- *Combined Statement of Receipts, Outlays, and Balances of the United States Government* (Available from Financial Management Services, U.S. Department of Treasury, Washington, D.C. 20227 and on the internet at <http://fms.treas.gov/annualreport/index.html>). This report includes budgetary results at the summary level and presents individual receipt and appropriation accounts at the detail level.

**Scheduled Release**

**The release date for the October 2013 Statement will be  
2:00 p.m. EST November 13, 2013.**

Internet service subscribers can access the current issue of the Monthly Treasury Statement through the  
Financial Management Service's website:

<http://www.fms.treas.gov/mts/index.html>