

# Final Monthly Treasury Statement

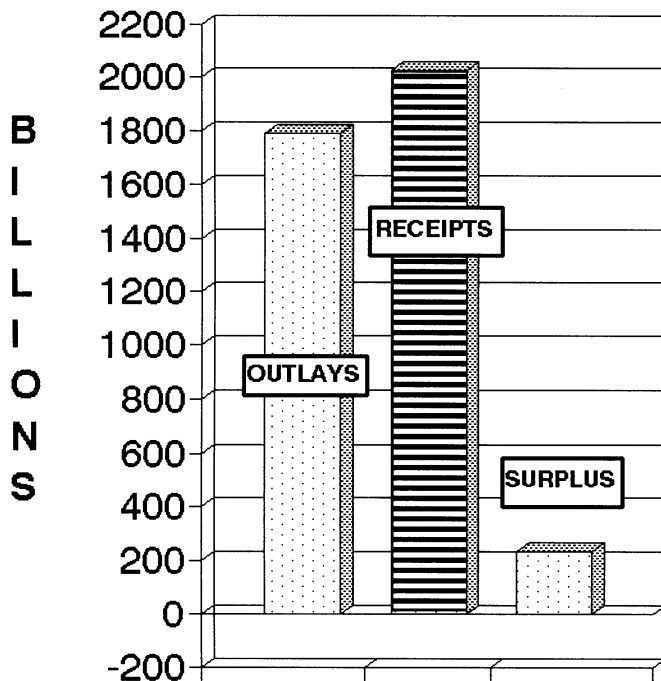
of Receipts and Outlays  
of the United States Government

For Fiscal Year 2000 Through **September 30, 2000**, and Other Periods

## Highlight

This issue includes the final budget results and details a surplus of \$237.0 billion for Fiscal Year 2000.

### RECEIPTS, OUTLAYS, AND SURPLUS/DEFICIT THROUGH SEPTEMBER 2000



#### Contents

Summary, page 2

Receipts, page 6

Outlays, page 7

Means of financing, page 20

Receipts/outlays by month, page 28

Federal trust funds/securities, page 30

Receipts by source/outlays by  
function, page 30

Explanatory notes, page 31

Compiled and Published by

*Department of the Treasury*  
**Financial Management Service**

# Introduction

The *Monthly Treasury Statement of Receipts and Outlays of the United States Government (MTS)* is prepared by the Financial Management Service, Department of the Treasury, and after approval by the Fiscal Assistant Secretary of the Treasury, is normally released on the 14th workday of the month following the reporting month. The publication is based on data provided by Federal entities, disbursing officers, and Federal Reserve banks.

## Audience

The *MTS* is published to meet the needs of: Those responsible for or interested in the cash position of the Treasury; Those who are responsible for or interested in the Government's budget results; and individuals and businesses whose operations depend upon or are related to the Government's financial operations.

## Disclosure Statement

This statement summarizes the financial activities of the Federal Government and off-budget Federal entities conducted in accordance with the Budget of the U.S. Government, i.e., receipts and outlays of funds, the surplus or deficit, and the means of financing the deficit or disposing of the surplus. Information is presented on a modified cash basis: receipts are accounted for on the basis of collections;

refunds of receipts are treated as deductions from gross receipts; revolving and management fund receipts, reimbursements and refunds of monies previously expended are treated as deductions from gross outlays; and interest on the public debt (public issues) is recognized on the accrual basis. Major information sources include accounting data reported by Federal entities, disbursing officers, and Federal Reserve banks.

## Triad of Publications

The *MTS* is part of a triad of Treasury financial reports. The *Daily Treasury Statement* is published each working day of the Federal Government. It provides data on the cash and debt operations of the Treasury based upon reporting of the Treasury account balances by Federal Reserve banks. The *MTS* is a report of Government receipts and outlays, based on agency reporting. The *U.S. Government Annual Report* is the official publication of the detailed receipts and outlays of the Government. It is published annually in accordance with legislative mandates given to the Secretary of the Treasury.

## Data Sources and Information

The Explanatory Notes section of this publication provides information concerning the flow of data into the *MTS* and sources of information relevant to the *MTS*.

**Table 1. Summary of Receipts, Outlays, and the Deficit/Surplus of the U.S. Government, Fiscal Years 1999 and 2000, by Month**

[\$ millions]			
Period	Receipts	Outlays	Deficit/Surplus (-)
<b>FY 1999</b>			
October .....	119,974	152,413	32,440
November .....	113,978	130,915	16,937
December .....	178,646	183,803	5,156
January .....	171,728	101,223	-70,505
February .....	99,502	141,839	42,337
March .....	130,416	152,825	22,409
April .....	266,229	152,770	-113,459
May .....	98,663	122,631	23,969
June .....	199,507	145,939	-53,568
July .....	121,923	147,086	25,164
August .....	126,324	129,127	2,803
September .....	200,413	142,371	-58,042
<b>Year-to-Date .....</b>	<b>1,827,302</b>	<b>1,702,942</b>	<b>1-124,360</b>
<b>FY 2000</b>			
October .....	121,035	<sup>2</sup> 147,361	26,326
November .....	121,375	148,406	27,031
December .....	201,196	168,114	-33,081
January .....	189,478	127,326	-62,152
February .....	108,675	150,409	41,734
March .....	135,582	170,962	35,380
April .....	295,148	135,651	-159,497
May .....	146,002	149,612	3,611
June .....	214,875	158,986	-55,888
July .....	134,074	129,013	-5,061
August .....	138,128	148,555	10,427
September .....	219,471	153,649	-65,822
<b>Year-to-Date .....</b>	<b>2,025,038</b>	<b>1,788,045</b>	<b>-236,993</b>

<sup>1</sup>The receipt, outlay and deficit figures differ from the *FY 2001 Budget*, released by the Office of Management and Budget on February 7, 2000 by -\$54 million due mainly to revisions in the data following the release of the Final Monthly Treasury Statement.

<sup>2</sup>Outlays for the Department of the Interior have been decreased in October 1999 by \$329 million; to reflect the reclassification of the "Tribal Trust funds", Office of the Special Trustee for the American Indians; from a trust fund to a deposit fund.

Note: Details may not add to totals due to rounding.

**Table 2. Summary of Budget and Off-Budget Results and Financing of the U.S. Government, September 2000 and Other Periods**

[\$ millions]

Classification	This Month	Current Fiscal Year to Date	Budget Estimates Full Fiscal Year <sup>1</sup>	Prior Fiscal Year to Date (1999)	Budget Estimates Next Fiscal Year (2001) <sup>1</sup>
<b>Total on-budget and off-budget results:</b>					
Total receipts .....	219,471	2,025,038	2,013,105	1,827,302	2,095,956
On-budget receipts .....	176,692	1,544,455	1,534,878	1,382,834	1,590,247
Off-budget receipts .....	42,779	480,583	478,227	444,468	505,709
Total outlays .....	153,649	1,788,045	1,801,618	1,702,942	1,847,987
On-budget outlays .....	114,748	1,457,280	1,471,592	1,382,164	1,501,814
Off-budget outlays .....	38,901	330,765	330,026	320,778	346,173
Reserve for American's future (on-budget) .....	.....	.....	.....	.....	20,000
Total surplus (+) or deficit (-) .....	+65,822	+236,993	+211,487	+124,360	+227,969
On-budget surplus (+) or deficit (-) .....	+61,944	+87,175	+63,286	+670	+68,433
Off-budget surplus (+) or deficit (-) .....	+3,878	+149,818	+148,201	+123,691	+159,536
Total on-budget and off-budget financing .....	-65,822	-236,993	-211,487	-124,360	-227,969
<b>Means of financing:</b>					
Borrowing from the public .....	-32,334	-222,671	-184,663	-88,694	-224,667
Reduction of operating cash, increase (-) .....	-39,479	3,799	6,458	-17,580	10,000
By other means .....	5,991	-18,121	-33,282	-18,087	-13,302

<sup>1</sup>These figures are based on the *Mid-Session Review of the FY 2001 Budget*, released by the Office of Management and Budget on June 26, 2000. The estimates would be modified by the Administration's proposal to place the Medicare Hospital Insurance Trust Fund off-budget. This would shift that fund's totals; of \$110.6 billion in outlays, \$134.4 billion in receipts, and a surplus of

\$23.8 billion, estimated for FY 2000 and \$87.0 billion in outlays, \$146.6 billion in receipts, and a surplus of \$59.5 billion, estimated for FY 2001; from on-budget to off-budget.

... No Transactions.

Note: Details may not add to totals due to rounding.

**Figure 1. Monthly Receipts, Outlays, and Budget Deficit/Surplus of the U.S. Government, Fiscal Years 1999 and 2000**

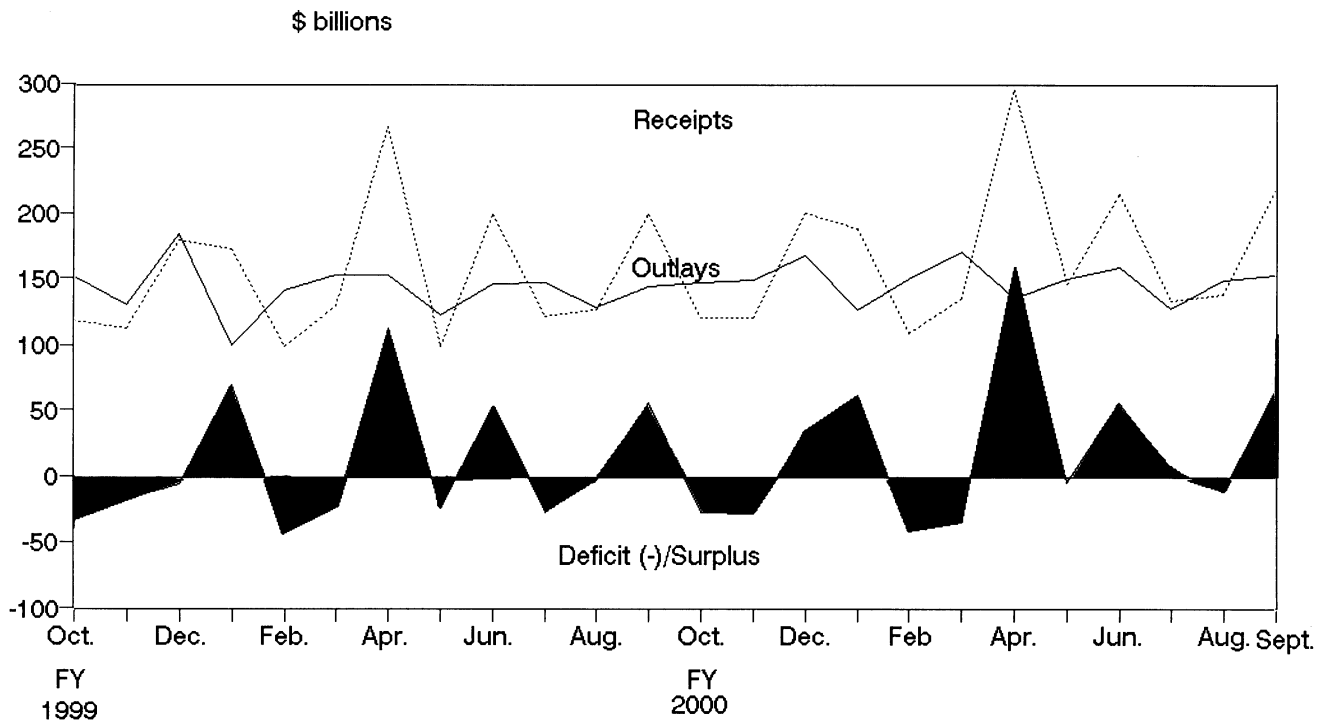


Figure 2. Monthly Receipts of the U.S. Government, by Source, Fiscal Years 1999 and 2000

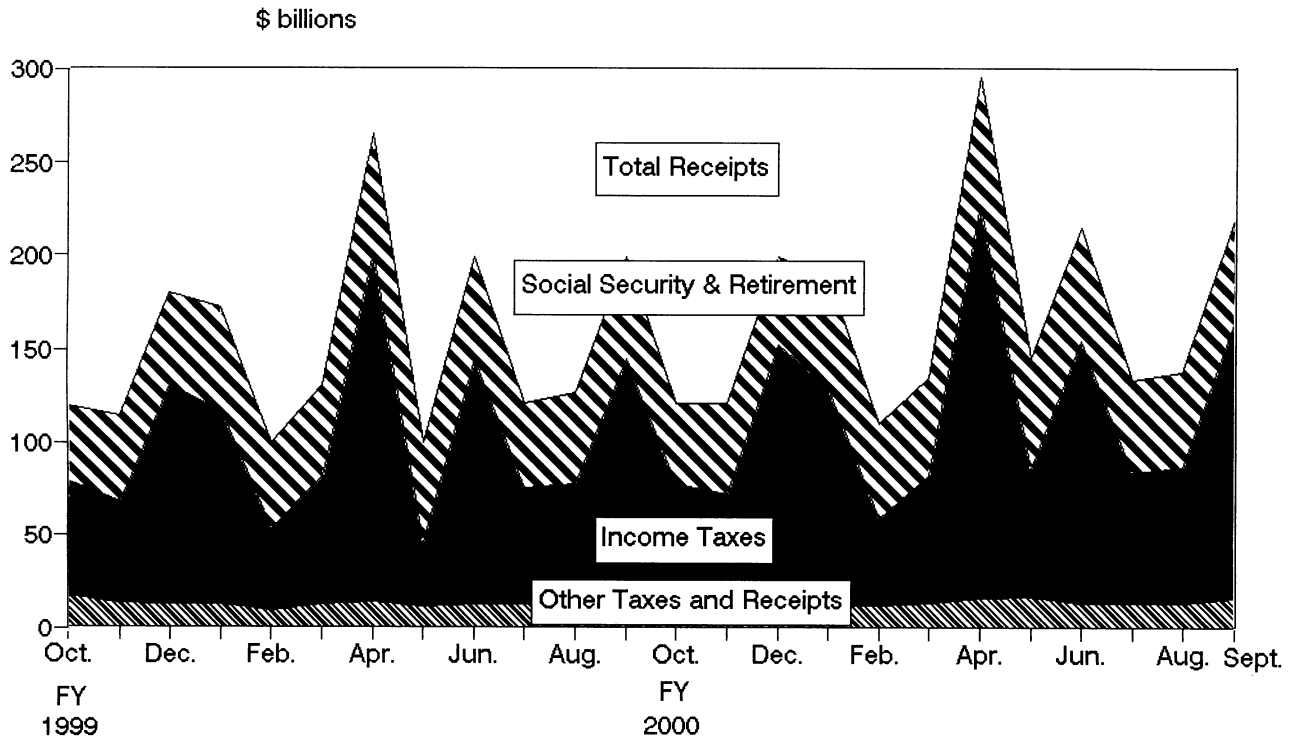
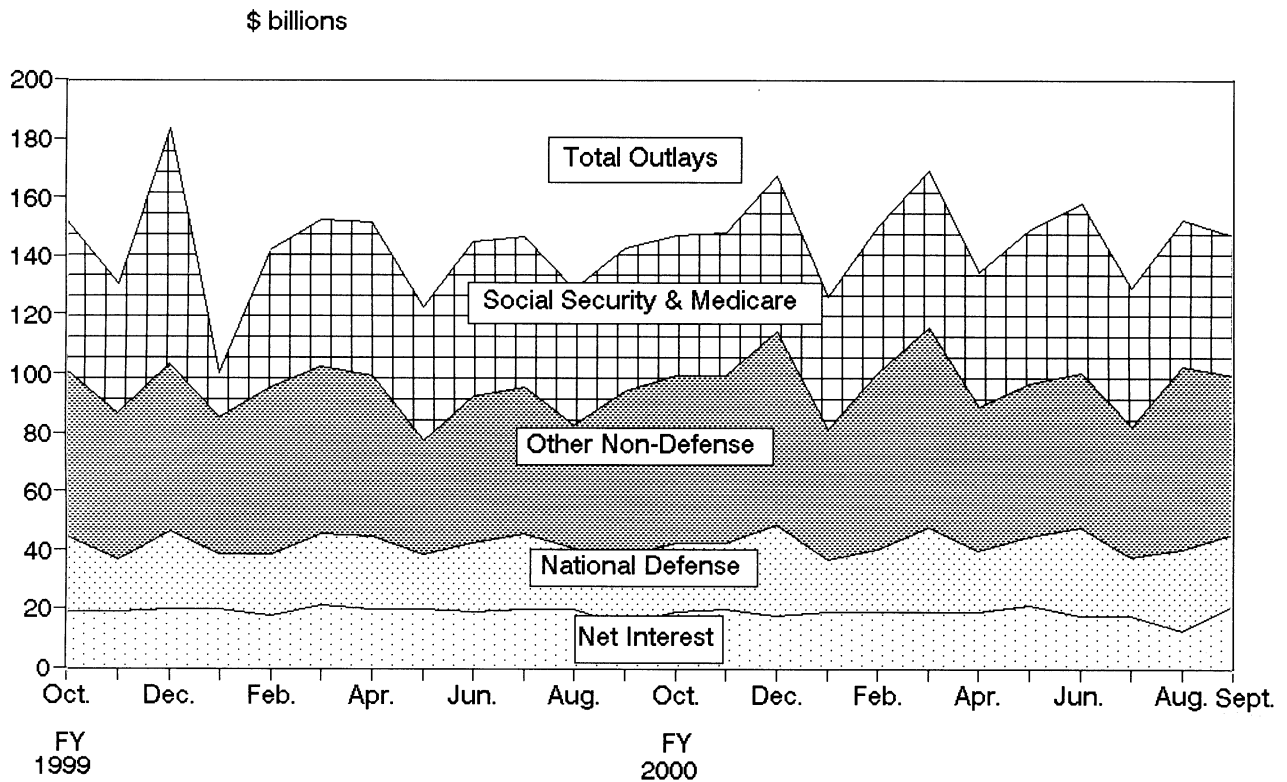


Figure 3. Monthly Outlays of the U.S. Government, by Function, Fiscal Years 1999 and 2000



**Table 3. Summary of Receipts and Outlays of the U.S. Government, September 2000 and Other Periods**

[\$ millions]

Classification	This Month	Current Fiscal Year to Date	Comparable Prior Period	Budget Estimates Full Fiscal Year <sup>1</sup>
<b>Budget Receipts</b>				
Individual income taxes .....	104,402	1,004,461	879,480	998,867
Corporation income taxes .....	43,437	207,288	184,680	202,692
Social insurance and retirement receipts:				
Employment and general retirement (off-budget) .....	42,779	480,583	444,468	478,227
Employment and general retirement (on-budget) .....	12,902	139,865	136,411	138,619
Unemployment insurance .....	168	27,641	26,480	27,188
Other retirement .....	443	4,763	4,472	4,666
Excise taxes .....	7,769	68,866	70,412	70,055
Estate and gift taxes .....	2,168	29,010	27,782	30,081
Customs duties .....	1,823	19,913	18,336	19,621
Miscellaneous receipts .....	3,579	42,647	34,781	43,089
<b>Total Receipts .....</b>	<b>219,471</b>	<b>2,025,038</b>	<b>1,827,302</b>	<b>2,013,105</b>
<b>(On-budget) .....</b>	<b>176,692</b>	<b>1,544,455</b>	<b>1,382,834</b>	<b>1,534,878</b>
<b>(Off-budget) .....</b>	<b>42,779</b>	<b>480,583</b>	<b>444,468</b>	<b>478,227</b>
<b>Budget Outlays</b>				
Legislative Branch .....	197	2,913	2,612	3,197
Judicial Branch .....	411	4,087	3,793	4,378
Department of Agriculture .....	10,118	75,728	62,839	75,338
Department of Commerce .....	485	7,931	5,036	8,095
Department of Defense—Military .....	27,141	281,233	261,379	277,476
Department of Education .....	1,483	33,308	32,435	35,026
Department of Energy .....	1,973	15,010	16,054	15,275
Department of Health and Human Services .....	31,676	382,627	359,700	390,050
Department of Housing and Urban Development .....	2,267	30,830	32,736	32,177
Department of the Interior .....	997	28,036	7,814	8,385
Department of Justice .....	1,595	19,561	18,318	19,935
Department of Labor .....	2,504	31,354	32,459	33,207
Department of State .....	566	6,849	6,463	8,402
Department of Transportation .....	4,246	46,030	41,836	45,981
Department of the Treasury:				
Interest on the Public Debt .....	18,231	362,118	353,511	362,067
Other .....	-4,634	28,694	33,191	30,793
Department of Veterans Affairs .....	5,618	47,087	43,169	46,705
Corps of Engineers .....	399	4,334	4,186	4,491
Other Defense Civil Programs .....	2,751	32,861	32,008	33,008
Environmental Protection Agency .....	768	7,236	6,752	7,040
Executive Office of the President .....	21	284	416	267
Federal Emergency Management Agency .....	175	3,168	4,040	3,373
General Services Administration .....	-230	25	-46	521
International Assistance Program .....	958	12,083	10,061	10,515
National Aeronautics and Space Administration .....	1,196	13,442	13,665	13,447
National Science Foundation .....	317	3,487	3,285	3,596
Office of Personnel Management .....	4,118	48,660	47,515	49,352
Small Business Administration .....	298	-422	58	-408
Social Security Administration .....	39,708	441,810	419,790	442,259
Other independent agencies .....	5,482	10,526	6,943	10,870
Allowances .....	.....	.....	.....	843
Undistributed offsetting receipts:				
Interest .....	-420	-128,911	-118,634	-130,953
Other .....	-6,766	-43,933	-40,446	-43,090
<b>Total outlays .....</b>	<b>153,649</b>	<b>1,788,045</b>	<b>1,702,942</b>	<b>1,801,618</b>
<b>(On-budget) .....</b>	<b>114,748</b>	<b>1,457,280</b>	<b>1,382,164</b>	<b>1,471,592</b>
<b>(Off-budget) .....</b>	<b>38,901</b>	<b>330,765</b>	<b>320,778</b>	<b>330,026</b>
<b>Surplus (+) or deficit (-) .....</b>	<b>+65,822</b>	<b>+236,993</b>	<b>+124,360</b>	<b>+211,487</b>
<b>(On-budget) .....</b>	<b>+61,944</b>	<b>+87,175</b>	<b>+670</b>	<b>+63,286</b>
<b>(Off-budget) .....</b>	<b>+3,878</b>	<b>+149,818</b>	<b>+123,691</b>	<b>+148,201</b>

<sup>1</sup>These figures are based on the *Mid-Session Review of the FY 2001 Budget*, released by the Office of Management and Budget on June 26, 2000. The estimates would be modified by the Administration's proposal to place the Medicare Hospital Insurance Trust Fund off-budget. This would shift that fund's totals; of \$110.6 billion in outlays, \$134.4 billion in receipts, and a surplus of \$23.8 billion, estimated for FY 2000 and \$87.0 billion in outlays, \$146.6 billion in receipts, and a surplus of \$59.5 billion, estimated for FY 2001; from on-budget to off-budget.

<sup>2</sup>Outlays for the Department of the Interior have been decreased in October 1999 by \$329 million; to reflect the reclassification of the "Tribal Trust funds", Office of the Special Trustee for the American Indians; from a trust fund to a deposit fund.

... No Transactions.

Note: Details may not add to totals due to rounding.

**Table 4. Receipts of the U.S. Government, September 2000 and Other Periods**

[\$ millions]

Classification	This Month			Current Fiscal Year to Date			Prior Fiscal Year to Date		
	Gross Receipts	Refunds (Deduct)	Receipts	Gross Receipts	Refunds (Deduct)	Receipts	Gross Receipts	Refunds (Deduct)	Receipts
<b>Individual income taxes:</b>									
Withheld .....	59,766			780,397			693,940		
Presidential Election Campaign Fund .....	1			61			61		
Other .....	48,229			358,049			308,185		
<b>Total—Individual income taxes .....</b>	<b>107,996</b>	<b>3,593</b>	<b>104,402</b>	<b>1,138,507</b>	<b>134,046</b>	<b>1,004,461</b>	<b>1,002,186</b>	<b>122,706</b>	<b>879,480</b>
<b>Corporation income taxes .....</b>	<b>46,183</b>	<b>2,746</b>	<b>43,437</b>	<b>235,655</b>	<b>28,367</b>	<b>207,288</b>	<b>216,325</b>	<b>31,645</b>	<b>184,680</b>
<b>Social insurance and retirement receipts:</b>									
Employment and general retirement:									
Federal old-age and survivors ins. trust fund:									
Federal Insurance Contributions Act taxes .....	32,954		32,954	391,731	1,695	390,036	364,423	1,301	363,122
Self-Employment Contributions Act taxes .....	3,621		3,621	21,635		21,635	20,437		20,437
Deposits by States .....				5		5	(*)		(*)
<b>Total—FOASI trust fund .....</b>	<b>36,575</b>		<b>36,575</b>	<b>413,371</b>	<b>1,695</b>	<b>411,676</b>	<b>384,860</b>	<b>1,301</b>	<b>383,559</b>
Federal disability insurance trust fund:									
Federal Insurance Contributions Act taxes .....	5,593		5,593	65,401	270	65,131	57,891	206	57,685
Self-Employment Contributions Act taxes .....	611		611	3,772		3,772	3,224		3,224
Deposits by States .....				4		4	(*)		(*)
<b>Total—FDI trust fund .....</b>	<b>6,204</b>		<b>6,204</b>	<b>69,177</b>	<b>270</b>	<b>68,907</b>	<b>61,115</b>	<b>206</b>	<b>60,910</b>
Federal hospital insurance trust fund:									
Federal Insurance Contributions Act taxes .....	10,986		10,986	125,909		125,909	123,360		123,360
Self-Employment Contributions Act taxes .....	1,563		1,563	9,200		9,200	8,520		8,520
Receipts from Railroad Retirement Board .....				418		418	388		388
Deposits by States .....				2		2	(*)		(*)
<b>Total—FHI trust fund .....</b>	<b>12,549</b>		<b>12,549</b>	<b>135,528</b>		<b>135,528</b>	<b>132,268</b>		<b>132,268</b>
Railroad retirement:									
Rail industry pension fund .....	178	-4	182	2,692	5	2,687	2,633	4	2,629
Railroad Social Security equivalent benefit .....	169	-3	172	1,653	3	1,649	1,517	3	1,514
<b>Total—Employment and general retirement: .....</b>	<b>55,675</b>	<b>-7</b>	<b>55,682</b>	<b>622,420</b>	<b>1,973</b>	<b>620,447</b>	<b>582,394</b>	<b>1,514</b>	<b>580,880</b>
Unemployment insurance:									
Deposits by States .....	144		144	20,701		20,701	19,894		19,894
Federal Unemployment Tax Act taxes .....	31	7	24	6,986	115	6,871	6,650	175	6,475
Railroad unemployment taxes .....	(*)		(*)	68		68	111		111
<b>Total—Unemployment insurance .....</b>	<b>175</b>	<b>7</b>	<b>168</b>	<b>27,755</b>	<b>115</b>	<b>27,641</b>	<b>26,655</b>	<b>175</b>	<b>26,480</b>
Other retirement:									
Federal employees retirement – employee share .....	437		437	4,693		4,693	4,399		4,399
Non-federal employees retirement .....	7		7	70		70	73		73
<b>Total—Other retirement .....</b>	<b>443</b>		<b>443</b>	<b>4,763</b>		<b>4,763</b>	<b>4,472</b>		<b>4,472</b>
<b>Total—Social insurance and retirement receipts .....</b>	<b>56,293</b>	<b>(*)</b>	<b>56,293</b>	<b>654,939</b>	<b>2,088</b>	<b>652,851</b>	<b>613,522</b>	<b>1,690</b>	<b>611,832</b>
<b>Excise taxes:</b>									
Miscellaneous excise taxes .....	1,863	56	1,807	23,831	721	23,110	20,650	524	20,126
Airport and airway trust fund .....	1,497	11	1,487	9,784	46	9,739	10,395	4	10,391
Highway trust fund .....	4,640	216	4,424	36,514	1,015	35,499	40,435	1,135	39,299
Black lung disability trust fund .....	51		51	518		518	596		596
<b>Total—Excise taxes .....</b>	<b>8,051</b>	<b>282</b>	<b>7,769</b>	<b>70,648</b>	<b>1,782</b>	<b>68,866</b>	<b>72,076</b>	<b>1,664</b>	<b>70,412</b>
<b>Estate and gift taxes .....</b>	<b>2,224</b>	<b>56</b>	<b>2,168</b>	<b>29,722</b>	<b>711</b>	<b>29,010</b>	<b>28,386</b>	<b>603</b>	<b>27,782</b>
<b>Customs duties .....</b>	<b>1,873</b>	<b>49</b>	<b>1,823</b>	<b>21,139</b>	<b>1,226</b>	<b>19,913</b>	<b>19,486</b>	<b>1,150</b>	<b>18,336</b>
<b>Miscellaneous Receipts:</b>									
Deposits of earnings by Federal Reserve Banks .....	2,304		2,304	32,293		32,293	25,917		25,917
Universal service fund .....	396		396	4,547		4,547	3,752		3,752
All other .....	884	4	880	5,896	89	5,807	5,852	740	5,112
<b>Total — Miscellaneous receipts .....</b>	<b>3,583</b>	<b>4</b>	<b>3,579</b>	<b>42,736</b>	<b>89</b>	<b>42,647</b>	<b>35,520</b>	<b>740</b>	<b>34,781</b>
<b>Total — Receipts .....</b>	<b>226,203</b>	<b>6,731</b>	<b>219,471</b>	<b>2,193,346</b>	<b>168,309</b>	<b>2,025,038</b>	<b>1,987,500</b>	<b>160,198</b>	<b>1,827,302</b>
<b>Total — On-budget .....</b>	<b>183,424</b>	<b>6,731</b>	<b>176,692</b>	<b>1,710,798</b>	<b>166,343</b>	<b>1,544,455</b>	<b>1,541,525</b>	<b>158,692</b>	<b>1,382,834</b>
<b>Total — Off-budget .....</b>	<b>42,779</b>		<b>42,779</b>	<b>482,548</b>	<b>1,965</b>	<b>480,583</b>	<b>445,975</b>	<b>1,507</b>	<b>444,468</b>

... No Transactions.

(\*) Less than \$500,000.

Note: Details may not add to totals due to rounding.

**Table 5. Outlays of the U.S. Government, September 2000 and Other Periods**  
 [\$ millions]

Classification	This Month			Current Fiscal Year to Date			Prior Fiscal Year to Date		
	Gross Outlays	Applicable Receipts	Outlays	Gross Outlays	Applicable Receipts	Outlays	Gross Outlays	Applicable Receipts	Outlays
<b>Legislative Branch:</b>									
Senate .....	42	(**)	42	493	3	490	485	2	483
House of Representatives .....	69	(**)	69	837	1	835	796	2	794
Joint items .....	15	.....	15	131	.....	131	105	.....	105
Congressional Budget Office .....	2	.....	2	26	.....	26	24	.....	24
Architect of the Capitol .....	17	1	16	206	9	197	181	9	172
Library of Congress .....	36	(**)	36	787	2	785	567	3	565
Government Printing Office .....	-15	.....	-15	54	.....	54	95	.....	95
General Accounting Office .....	32	.....	32	376	.....	376	360	.....	360
United States Tax Court .....	2	.....	2	33	.....	33	33	.....	33
Other Legislative Branch agencies .....	3	.....	3	26	.....	26	20	.....	20
Proprietary receipts from the public .....	.....	1	-1	.....	10	-10	.....	10	-10
Intrabudgetary transactions .....	-3	.....	-3	-31	.....	-31	-28	.....	-28
<b>Total—Legislative Branch .....</b>	<b>200</b>	<b>3</b>	<b>197</b>	<b>2,937</b>	<b>25</b>	<b>2,913</b>	<b>2,638</b>	<b>26</b>	<b>2,612</b>
<b>Judicial Branch:</b>									
Supreme Court of the United States .....	5	.....	5	37	.....	37	33	.....	33
Courts of Appeals, District Courts, and other judicial services .....	566	.....	566	3,916	.....	3,916	3,808	.....	3,808
Other .....	10	.....	10	363	.....	363	218	.....	218
Proprietary receipts from the public .....	.....	(**)	(**)	.....	14	-14	.....	14	-14
Intrabudgetary transactions .....	-170	.....	-170	-216	.....	-216	-252	.....	-252
<b>Total—Judicial Branch .....</b>	<b>411</b>	<b>(**)</b>	<b>411</b>	<b>4,101</b>	<b>14</b>	<b>4,087</b>	<b>3,807</b>	<b>14</b>	<b>3,793</b>
<b>Department of Agriculture:</b>									
Agricultural Research Service .....	70	.....	70	887	.....	887	847	.....	847
Cooperative State Research, Education, and Extension Service:									
Research and education activities .....	40	.....	40	448	.....	448	429	.....	429
Extension activities .....	39	.....	39	437	.....	437	407	.....	407
Other .....	6	.....	6	35	.....	35	41	.....	41
Animal and Plant Health Inspection Service .....	61	.....	61	662	.....	662	612	.....	612
Food Safety and Inspection Service .....	49	.....	49	645	.....	645	604	.....	604
Agricultural Marketing Service .....	153	.....	153	722	.....	722	1,017	1	1,016
Risk Management Agency:									
Administrative and operating expenses .....	4	.....	4	64	.....	64	54	.....	54
Federal crop insurance corporation fund .....	285	22	262	2,917	639	2,278	2,299	622	1,677
Farm Service Agency:									
Salaries and expenses .....	102	.....	102	781	.....	781	768	.....	768
Commodity Credit Corporation .....	7,292	998	6,294	42,809	10,544	32,265	29,079	9,856	19,223
Agricultural credit insurance fund .....	10	23	-13	1,134	920	214	464	1,060	-596
Other .....	6	.....	6	93	.....	93	112	.....	112
<b>Total—Farm Service Agency .....</b>	<b>7,410</b>	<b>1,021</b>	<b>6,389</b>	<b>44,817</b>	<b>11,464</b>	<b>33,353</b>	<b>30,424</b>	<b>10,916</b>	<b>19,508</b>
Natural Resources Conservation Service:									
Conservation operations .....	-2	.....	-2	640	.....	640	657	.....	657
Other .....	37	.....	37	336	.....	336	295	.....	295
Rural Development .....	100	.....	100	706	.....	706	788	.....	788
Rural Housing Service:									
Rural housing insurance fund .....	98	113	-14	1,302	1,914	-612	1,872	2,172	-300
Rental assistance program .....	46	.....	46	575	.....	575	555	.....	555
Other .....	6	.....	6	63	.....	63	82	.....	82
Rural Utilities Service:									
Rural electrification and telecommunications fund .....	229	229	(**)	1,364	3,305	-1,941	2,327	2,788	-461
Rural Development insurance fund .....	38	19	19	586	398	188	627	541	86
Other .....	1	10	-9	40	142	-102	49	320	-271
Foreign Agricultural Service .....	-94	.....	-94	925	.....	925	951	.....	951
Food and Nutrition Service:									
Food stamp program .....	1,507	.....	1,507	18,295	.....	18,295	19,005	.....	19,005
Child nutrition programs .....	494	.....	494	9,203	.....	9,203	8,878	.....	8,878
Women, infants and children programs .....	255	.....	255	3,950	.....	3,950	3,942	.....	3,942
Other .....	22	.....	22	384	.....	384	390	.....	390
<b>Total—Food and Nutrition Service .....</b>	<b>2,278</b>	<b>.....</b>	<b>2,278</b>	<b>31,832</b>	<b>.....</b>	<b>31,832</b>	<b>32,215</b>	<b>.....</b>	<b>32,215</b>
Forest Service:									
National forest system .....	329	.....	329	1,281	.....	1,281	1,251	.....	1,251
Wildland fire management .....	346	.....	346	1,179	.....	1,179	824	.....	824
Forest service permanent appropriations .....	10	.....	10	248	.....	248	366	.....	366
Other .....	-19	.....	-19	1,270	.....	1,270	981	.....	981
<b>Total—Forest Service .....</b>	<b>666</b>	<b>.....</b>	<b>666</b>	<b>3,978</b>	<b>.....</b>	<b>3,978</b>	<b>3,423</b>	<b>.....</b>	<b>3,423</b>
Other .....	73	3	70	717	39	678	637	42	595
Proprietary receipts from the public .....	.....	60	-60	.....	1,063	-1,063	.....	967	-967
Intrabudgetary transactions .....	1	.....	1	-5	.....	-5	-5	.....	-5
<b>Total—Department of Agriculture .....</b>	<b>11,595</b>	<b>1,477</b>	<b>10,118</b>	<b>94,693</b>	<b>18,965</b>	<b>75,728</b>	<b>81,207</b>	<b>18,369</b>	<b>62,839</b>

**Table 5. Outlays of the U.S. Government, September 2000 and Other Periods—Continued**  
 [\$ millions]

Classification	This Month			Current Fiscal Year to Date			Prior Fiscal Year to Date		
	Gross Outlays	Applicable Receipts	Outlays	Gross Outlays	Applicable Receipts	Outlays	Gross Outlays	Applicable Receipts	Outlays
<b>Department of Commerce:</b>									
Economic Development Administration .....	41	(* *)	41	388	9	379	387	11	376
Bureau of the Census .....	185	.....	185	4,214	.....	4,214	1,131	.....	1,131
Promotion of Industry and Commerce .....	37	.....	37	424	.....	424	374	.....	374
Science and Technology:									
National Oceanic and Atmospheric Administration .....	199	(* *)	199	2,341	26	2,315	2,413	25	2,388
National Institute of Standards and Technology .....	50	.....	50	620	.....	620	660	.....	660
Other .....	-11	3	-14	-43	36	-80	35	25	10
Total—Science and Technology .....	238	3	234	2,918	62	2,856	3,107	49	3,058
Other .....	8	(* *)	7	81	3	78	113	4	110
Proprietary receipts from the public .....	.....	19	-19	.....	19	-19	.....	13	-13
Intrabudgetary transactions .....	.....	.....	.....	.....	.....	.....	(* *)	.....	(* *)
<b>Total—Department of Commerce .....</b>	<b>508</b>	<b>23</b>	<b>485</b>	<b>8,025</b>	<b>93</b>	<b>7,931</b>	<b>5,112</b>	<b>76</b>	<b>5,036</b>
<b>Department of Defense—Military:</b>									
Military Personnel:									
Department of the Army .....	3,528	.....	3,528	28,706	.....	28,706	26,038	.....	26,038
Department of the Navy .....	3,119	.....	3,119	26,455	.....	26,455	24,341	.....	24,341
Department of the Air Force .....	2,498	.....	2,498	20,789	.....	20,789	19,124	.....	19,124
Total—Military Personnel .....	9,144	.....	9,144	75,950	.....	75,950	69,503	.....	69,503
Operation and Maintenance:									
Department of the Army .....	2,774	.....	2,774	25,719	.....	25,719	23,711	.....	23,711
Department of the Navy .....	3,678	.....	3,678	28,142	.....	28,142	24,630	.....	24,630
Department of the Air Force .....	2,939	.....	2,939	27,042	.....	27,042	25,451	.....	25,451
Defense agencies .....	2,455	.....	2,455	24,968	.....	24,968	22,628	.....	22,628
Total—Operation and Maintenance .....	11,846	.....	11,846	105,871	.....	105,871	96,420	.....	96,420
Procurement:									
Department of the Army .....	835	.....	835	8,924	.....	8,924	8,632	.....	8,632
Department of the Navy .....	2,168	.....	2,168	20,960	.....	20,960	18,351	.....	18,351
Department of the Air Force .....	866	.....	866	18,677	.....	18,677	18,385	.....	18,385
Defense agencies .....	241	.....	241	3,056	.....	3,056	3,457	.....	3,457
Total—Procurement .....	4,111	.....	4,111	51,616	.....	51,616	48,824	.....	48,824
Research, Development, Test, and Evaluation:									
Department of the Army .....	455	.....	455	4,777	.....	4,777	5,027	.....	5,027
Department of the Navy .....	817	.....	817	8,857	.....	8,857	8,052	.....	8,052
Department of the Air Force .....	872	.....	872	13,840	.....	13,840	14,171	.....	14,171
Defense agencies .....	1,014	.....	1,014	10,134	.....	10,134	10,112	.....	10,112
Total—Research, Development, Test, and Evaluation .....	3,157	.....	3,157	37,608	.....	37,608	37,362	.....	37,362
Military Construction:									
Department of the Army .....	-15	.....	-15	1,032	.....	1,032	1,017	.....	1,017
Department of the Navy .....	70	.....	70	855	.....	855	722	.....	722
Department of the Air Force .....	97	.....	97	894	.....	894	965	.....	965
Defense agencies .....	243	.....	243	2,330	.....	2,330	2,815	.....	2,815
Total—Military Construction .....	396	.....	396	5,111	.....	5,111	5,519	.....	5,519
Family Housing:									
Department of the Army .....	111	.....	111	1,169	.....	1,169	1,255	.....	1,255
Department of the Navy .....	117	.....	117	1,185	.....	1,185	1,330	.....	1,330
Department of the Air Force .....	125	.....	125	1,000	.....	1,000	1,029	.....	1,029
Defense agencies .....	8	1	6	86	23	63	123	44	79
Revolving and Management Funds:									
Department of the Army .....	14	.....	14	183	.....	183	-47	.....	-47
Department of the Navy .....	-97	.....	-97	1,407	.....	1,407	1,154	.....	1,154
Defense agencies:									
Working capital fund .....	-159	.....	-159	2,065	.....	2,065	66	.....	66
Other .....	303	1	303	-346	1	-347	-287	1	-288
Trust funds:									
Department of the Army .....	(* *)	.....	(* *)	15	.....	15	8	.....	8
Department of the Navy .....	2	.....	2	25	(* *)	26	30	.....	30
Department of the Air Force .....	1	1	(* *)	11	10	1	17	17	1
Defense agencies .....	33	.....	33	288	.....	288	256	.....	256
Proprietary receipts from the public:									
Department of the Army .....	.....	284	-284	.....	127	-127	.....	199	-199
Department of the Navy .....	.....	329	-329	.....	308	-308	.....	-71	71
Department of the Air Force .....	.....	100	-100	.....	455	-455	.....	249	-249
Defense agencies .....	.....	-19	19	.....	932	-932	.....	580	-580



**Table 5. Outlays of the U.S. Government, September 2000 and Other Periods—Continued**  
 [\$ millions]

Classification	This Month			Current Fiscal Year to Date			Prior Fiscal Year to Date		
	Gross Outlays	Applicable Receipts	Outlays	Gross Outlays	Applicable Receipts	Outlays	Gross Outlays	Applicable Receipts	Outlays
<b>Department of Defense—Military:—Continued</b>									
Intrabudgetary transactions:									
Department of the Army .....	-161	.....	-161	.....	.....	.....	.....	.....	.....
Department of the Navy .....	-567	.....	-567	-54	.....	-54	-43	.....	-43
Department of the Air Force .....	-412	.....	-412	.....	.....	.....	2	.....	2
Defense agencies .....	-132	.....	-132	-96	.....	-96	-117	.....	-117
Offsetting governmental receipts:									
Department of the Army .....	.....	1	-1	.....	5	-5	.....	5	-5
<b>Total—Department of Defense—Military .....</b>	<b>27,839</b>	<b>698</b>	<b>27,141</b>	<b>283,093</b>	<b>1,860</b>	<b>281,233</b>	<b>262,403</b>	<b>1,024</b>	<b>261,379</b>
<b>Department of Education:</b>									
Office of Elementary and Secondary Education:									
Education reform .....	102	.....	102	1,243	.....	1,243	887	.....	887
Education for the disadvantaged .....	651	.....	651	8,529	.....	8,529	7,554	.....	7,554
Impact aid .....	-123	.....	-123	877	.....	877	1,081	.....	1,081
School improvement programs .....	215	.....	215	2,521	.....	2,521	1,326	.....	1,326
Other .....	5	.....	5	94	.....	94	59	.....	59
<b>Total—Office of Elementary and Secondary Education .....</b>	<b>850</b>	<b>.....</b>	<b>850</b>	<b>13,265</b>	<b>.....</b>	<b>13,265</b>	<b>10,908</b>	<b>.....</b>	<b>10,908</b>
Office of Bilingual Education and Minority Languages Affairs .....									
Affairs .....	19	.....	19	363	.....	363	311	.....	311
Office of Special Education and Rehabilitative Services:									
Special education .....	352	.....	352	4,949	.....	4,949	4,444	.....	4,444
Rehabilitation services and disability research .....	223	.....	223	2,755	.....	2,755	2,713	.....	2,713
Special institutions for persons with disabilities .....	5	.....	5	135	.....	135	135	.....	135
Office of Vocational and Adult Education .....	119	.....	119	1,463	.....	1,463	1,364	.....	1,364
Office of Postsecondary Education:									
College housing and academic facilities loans .....	(* *)	1	-1	-5	37	-42	(* *)	43	-43
Higher education .....	119	.....	119	1,090	.....	1,090	855	.....	855
Howard University .....	13	.....	13	210	.....	210	220	.....	220
<b>Total—Office of Postsecondary Education .....</b>	<b>133</b>	<b>1</b>	<b>131</b>	<b>1,295</b>	<b>37</b>	<b>1,258</b>	<b>1,075</b>	<b>43</b>	<b>1,032</b>
Office of Student Financial Assistance:									
Student financial assistance .....	1,263	.....	1,263	9,060	.....	9,060	9,128	2	9,126
Federal direct student loan program .....	-3,454	.....	-3,454	-2,862	.....	-2,862	-93	.....	-93
Federal family education loan program .....	1,893	.....	1,893	1,977	.....	1,977	1,643	.....	1,643
<b>Office of Student Financial Assistance .....</b>	<b>-298</b>	<b>.....</b>	<b>-298</b>	<b>8,175</b>	<b>.....</b>	<b>8,175</b>	<b>10,677</b>	<b>2</b>	<b>10,676</b>
Office of Educational Research and Improvement .....									
Departmental Management .....	54	.....	54	556	.....	556	479	.....	479
Proprietary receipts from the public .....	39	.....	39	458	.....	458	440	.....	440
.....	.....	10	-10	.....	69	-69	.....	66	-66
<b>Total—Department of Education .....</b>	<b>1,495</b>	<b>12</b>	<b>1,483</b>	<b>33,415</b>	<b>106</b>	<b>33,308</b>	<b>32,546</b>	<b>110</b>	<b>32,435</b>
<b>Department of Energy:</b>									
National nuclear security administration:									
Weapons activities .....	438	.....	438	4,453	.....	4,453	4,604	.....	4,604
Other nuclear security activities .....	54	.....	54	77	.....	77	.....	.....	.....
Environmental and other defense activities:									
Defense environmental restoration and waste management .....	322	.....	322	4,427	.....	4,427	4,341	.....	4,341
Defense facilities closure projects .....	59	.....	59	1,092	.....	1,092	1,014	.....	1,014
Other defense activities .....	157	.....	157	1,769	.....	1,769	2,037	.....	2,037
Other .....	17	.....	17	214	.....	214	192	.....	192
Energy Programs:									
Science .....	204	.....	204	2,778	.....	2,778	2,449	.....	2,449
Energy supply .....	102	.....	102	692	.....	692	938	.....	938
Energy conservation .....	63	.....	63	666	.....	666	586	.....	586
Other .....	108	(* *)	108	1,554	26	1,529	1,650	30	1,620
<b>Total—Energy Programs .....</b>	<b>477</b>	<b>(* *)</b>	<b>477</b>	<b>5,690</b>	<b>26</b>	<b>5,664</b>	<b>5,624</b>	<b>30</b>	<b>5,594</b>
Power Marketing Administration .....									
Departmental Administration .....	632	134	498	2,319	2,362	-43	2,101	2,077	24
Proprietary receipts from the public .....	-68	.....	-68	157	.....	157	138	.....	138
Intrabudgetary transactions .....	.....	45	-45	.....	1,355	-1,355	.....	1,321	-1,321
Offsetting governmental receipts .....	81	.....	81	-1,427	.....	-1,427	-543	.....	-543
.....	.....	18	-18	.....	18	-18	.....	25	-25
<b>Total—Department of Energy .....</b>	<b>2,171</b>	<b>197</b>	<b>1,973</b>	<b>18,770</b>	<b>3,760</b>	<b>15,010</b>	<b>19,507</b>	<b>3,453</b>	<b>16,054</b>

**Table 5. Outlays of the U.S. Government, September 2000 and Other Periods—Continued**  
 [\$ millions]

Classification	This Month			Current Fiscal Year to Date			Prior Fiscal Year to Date		
	Gross Outlays	Applicable Receipts	Outlays	Gross Outlays	Applicable Receipts	Outlays	Gross Outlays	Applicable Receipts	Outlays
<b>Department of Health and Human Services:</b>									
Public Health Service:									
Food and Drug Administration .....	95	(* *)	94	1,027	4	1,023	955	4	951
Health Resources and Services Administration .....	422	2	420	4,412	25	4,387	3,889	26	3,863
Indian Health Services .....	122	.....	122	2,375	.....	2,375	2,201	.....	2,201
Centers for Disease Control and Prevention .....	148	.....	148	2,531	.....	2,531	2,430	.....	2,430
National Institutes of Health .....	1,172	.....	1,172	15,415	.....	15,415	13,815	.....	13,815
Substance Abuse and Mental Health Services Administration .....	360	.....	360	2,499	.....	2,499	2,215	.....	2,215
Agency for Healthcare Research and Quality .....	7	.....	7	51	.....	51	80	.....	80
<b>Total—Public Health Service .....</b>	<b>2,326</b>	<b>2</b>	<b>2,324</b>	<b>28,310</b>	<b>29</b>	<b>28,281</b>	<b>25,584</b>	<b>30</b>	<b>25,554</b>
Health Care Financing Administration:									
Grants to States for Medicaid .....	10,486	.....	10,486	117,921	.....	117,921	108,043	.....	108,043
Payments to health care trust funds .....	7,570	.....	7,570	75,071	.....	75,071	69,589	.....	69,589
State children's health insurance fund .....	180	.....	180	1,220	.....	1,220	565	.....	565
Federal hospital insurance trust fund:									
Benefit payments .....	10,470	.....	10,470	127,934	.....	127,934	129,463	.....	129,463
Administrative expenses .....	96	.....	96	1,261	.....	1,261	1,297	.....	1,297
Other .....	.....	.....	.....	.....	.....	.....	.....	.....	.....
<b>Total—FHI trust fund .....</b>	<b>10,566</b>	<b>.....</b>	<b>10,566</b>	<b>129,195</b>	<b>.....</b>	<b>129,195</b>	<b>130,759</b>	<b>.....</b>	<b>130,759</b>
Health care fraud and abuse control .....	73	.....	73	836	.....	836	742	.....	742
Federal supplementary medical insurance trust fund:									
Benefit payments .....	6,580	.....	6,580	87,212	.....	87,212	79,008	.....	79,008
Administrative expenses .....	152	.....	152	1,780	.....	1,780	1,510	.....	1,510
<b>Total—FSMI trust fund .....</b>	<b>6,732</b>	<b>.....</b>	<b>6,732</b>	<b>88,992</b>	<b>.....</b>	<b>88,992</b>	<b>80,518</b>	<b>.....</b>	<b>80,518</b>
Other .....	15	.....	15	-113	.....	-113	-34	.....	-34
<b>Total—Health Care Financing Administration .....</b>	<b>35,622</b>	<b>.....</b>	<b>35,622</b>	<b>413,124</b>	<b>.....</b>	<b>413,124</b>	<b>390,181</b>	<b>.....</b>	<b>390,181</b>
Administration for Children and Families:									
Temporary assistance for needy families .....	1,064	.....	1,064	15,464	.....	15,464	14,161	.....	14,161
Payments to States for child support enforcement and family support programs .....	464	.....	464	2,906	.....	2,906	2,756	.....	2,756
Low income home energy assistance .....	147	.....	147	1,495	.....	1,495	1,176	.....	1,176
Refugee and entrant assistance .....	58	.....	58	383	.....	383	332	.....	332
Child care entitlement to States .....	145	.....	145	2,237	.....	2,237	2,254	.....	2,254
Payments to States for the child care and development block grant .....	123	.....	123	1,070	.....	1,070	1,032	.....	1,032
Social services block grant .....	274	.....	274	1,827	.....	1,827	1,993	.....	1,993
Children and families services programs .....	571	.....	571	6,152	.....	6,152	5,708	.....	5,708
Payments to States for foster care and adoption assistance .....	354	.....	354	5,453	.....	5,453	4,707	.....	4,707
Other .....	46	.....	46	432	.....	432	378	.....	378
<b>Total—Administration for Children and Families .....</b>	<b>3,246</b>	<b>.....</b>	<b>3,246</b>	<b>37,418</b>	<b>.....</b>	<b>37,418</b>	<b>34,497</b>	<b>.....</b>	<b>34,497</b>
Administration on Aging .....	68	.....	68	884	.....	884	879	.....	879
Other .....	140	.....	140	920	.....	920	669	.....	669
Proprietary receipts from the public .....	.....	2,153	-2,153	.....	22,851	-22,851	.....	22,483	-22,483
Intrabudgetary transactions:									
Payments for health insurance for the aged:									
Federal supplementary medical insurance trust fund .....	-5,479	.....	-5,479	-65,561	.....	-65,561	-62,185	.....	-62,185
Payments for tax and other credits:									
Federal hospital insurance trust fund .....	-2,091	.....	-2,091	-9,513	.....	-9,513	-7,413	.....	-7,413
Other .....	.....	.....	.....	-75	.....	-75	.....	.....	.....
<b>Total—Department of Health and Human Services .....</b>	<b>33,831</b>	<b>2,155</b>	<b>31,676</b>	<b>405,507</b>	<b>22,880</b>	<b>382,627</b>	<b>382,213</b>	<b>22,513</b>	<b>359,700</b>

**Table 5. Outlays of the U.S. Government, September 2000 and Other Periods—Continued**  
 [\$ millions]

Classification	This Month			Current Fiscal Year to Date			Prior Fiscal Year to Date		
	Gross Outlays	Applicable Receipts	Outlays	Gross Outlays	Applicable Receipts	Outlays	Gross Outlays	Applicable Receipts	Outlays
<b>Department of Housing and Urban Development:</b>									
Public and Indian Housing Programs:									
Housing certificate fund .....	712	.....	712	15,990	.....	15,990	15,650	.....	15,650
Public housing capital fund .....	826	.....	826	3,669	.....	3,669	3,080	.....	3,080
Public housing operating fund .....	263	.....	263	2,836	.....	2,836	2,876	.....	2,876
Drug elimination grants for low-income housing .....	33	.....	33	287	.....	287	283	.....	283
Revitalization of severely distressed public housing (Hope VI) .....	36	.....	36	379	.....	379	321	.....	321
Native American housing block grant .....	58	.....	58	643	.....	643	597	.....	597
Other .....	(* *)	(* *)	(* *)	198	172	26	216	182	34
<b>Total—Public and Indian Housing Programs .....</b>	<b>1,928</b>	<b>(* *)</b>	<b>1,928</b>	<b>24,004</b>	<b>172</b>	<b>23,831</b>	<b>23,024</b>	<b>182</b>	<b>22,842</b>
Community Planning and Development:									
Housing opportunities for persons with AIDS .....	13	.....	13	215	.....	215	211	.....	211
Community Development Block Grants .....	410	.....	410	4,955	.....	4,955	4,804	.....	4,804
Home investment partnership program .....	115	.....	115	1,478	.....	1,478	1,347	.....	1,347
Homeless assistance grants .....	70	.....	70	885	.....	885	821	.....	821
Other .....	9	3	6	78	60	19	71	91	-19
<b>Total—Community Planning and Development .....</b>	<b>617</b>	<b>3</b>	<b>614</b>	<b>7,612</b>	<b>60</b>	<b>7,552</b>	<b>7,255</b>	<b>91</b>	<b>7,164</b>
Housing Programs:									
Public enterprise funds .....	2	4	-2	21	26	-4	53	82	-30
Credit accounts:									
FHA-Mutual mortgage insurance fund, program account .....	34	.....	34	337	.....	337	4,823	.....	4,823
FHA-Mutual mortgage insurance fund, liquidating account .....	102	584	-482	6,625	9,350	-2,725	28,753	29,072	-319
FHA-General and special risk fund, program account .....	68	.....	68	394	.....	394	638	.....	638
FHA-General and special risk fund, liquidating account .....	49	-226	275	852	409	443	955	456	499
Housing for the elderly or handicapped fund .....	1	73	-72	365	791	-426	492	881	-389
Housing for special populations .....	64	.....	64	721	.....	721	761	.....	761
Other assisted housing programs .....	51	.....	51	682	(* *)	682	708	.....	708
Other .....	4	.....	4	41	.....	41	39	.....	39
<b>Total—Housing Programs .....</b>	<b>375</b>	<b>435</b>	<b>-60</b>	<b>10,038</b>	<b>10,576</b>	<b>-538</b>	<b>37,222</b>	<b>30,492</b>	<b>6,730</b>
Government National Mortgage Association:									
Guarantees of mortgage-backed securities, program account .....	9	.....	9	9	.....	9	9	.....	9
Guarantees of mortgage-backed securities, liquidating account .....	10	8	2	61	450	-389	158	494	-336
Management and Administration .....	-3	.....	-3	586	.....	586	510	.....	510
Other .....	93	.....	93	170	.....	170	60	.....	60
Proprietary receipts from the public:									
FHA-Mutual mortgage insurance fund .....	.....	.....	.....	.....	.....	.....	.....	3,559	-3,559
FHA-General and special risk fund .....	.....	4	-4	.....	62	-62	.....	314	-314
Other .....	.....	312	-312	.....	312	-312	.....	355	-355
Offsetting governmental receipts .....	.....	(* *)	(* *)	.....	19	-19	.....	16	-16
<b>Total—Department of Housing and Urban Development .....</b>	<b>3,030</b>	<b>762</b>	<b>2,267</b>	<b>42,481</b>	<b>11,652</b>	<b>30,830</b>	<b>68,238</b>	<b>35,502</b>	<b>32,736</b>
<b>Department of the Interior:</b>									
Land and Minerals Management:									
Bureau of Land Management:									
Management of lands and resources .....	55	.....	55	658	.....	658	602	.....	602
Other .....	341	1	341	954	19	936	737	16	721
Minerals Management Service .....	79	.....	79	844	.....	844	602	.....	602
Office of Surface Mining Reclamation and Enforcement .....	31	.....	31	390	.....	390	356	.....	356
<b>Total—Land and Minerals Management .....</b>	<b>506</b>	<b>1</b>	<b>505</b>	<b>2,846</b>	<b>19</b>	<b>2,828</b>	<b>2,297</b>	<b>16</b>	<b>2,281</b>
Water and Science:									
Bureau of Reclamation:									
Water and related resources .....	82	.....	82	634	.....	634	601	.....	601
Other .....	14	20	-6	395	206	188	423	295	128
United States Geological Survey .....	64	.....	64	797	.....	797	801	.....	801
Other .....	3	.....	3	51	.....	51	53	.....	53
<b>Total—Water and Science .....</b>	<b>163</b>	<b>20</b>	<b>143</b>	<b>1,876</b>	<b>206</b>	<b>1,670</b>	<b>1,877</b>	<b>295</b>	<b>1,583</b>
Fish and Wildlife and Parks:									
United States Fish and Wildlife Service .....	161	.....	161	1,497	.....	1,497	1,308	.....	1,308
National Park Service .....	161	.....	161	1,942	.....	1,942	1,622	.....	1,622
<b>Total—Fish and Wildlife and Parks .....</b>	<b>323</b>	<b>.....</b>	<b>323</b>	<b>3,439</b>	<b>.....</b>	<b>3,439</b>	<b>2,930</b>	<b>.....</b>	<b>2,930</b>

**Table 5. Outlays of the U.S. Government, September 2000 and Other Periods—Continued**  
 [\$ millions]

Classification	This Month			Current Fiscal Year to Date			Prior Fiscal Year to Date		
	Gross Outlays	Applicable Receipts	Outlays	Gross Outlays	Applicable Receipts	Outlays	Gross Outlays	Applicable Receipts	Outlays
<b>Department of the Interior:—Continued</b>									
Bureau of Indian Affairs .....	134	(* *)	133	1,849	8	1,841	1,857	7	1,850
Departmental Offices:									
Insular affairs .....	137	.....	137	384	.....	384	331	.....	331
Office of Special Trustee for American Indians .....	29	.....	29	1,144	.....	144	408	.....	408
Other .....	36	.....	36	230	.....	230	873	.....	873
Proprietary receipts from the public .....	.....	263	-263	.....	2,312	-2,312	.....	2,171	-2,171
Intrabudgetary transactions .....	-47	.....	-47	-188	.....	-188	-272	.....	-272
<b>Total—Department of the Interior .....</b>	<b>1,280</b>	<b>283</b>	<b>997</b>	<b>10,581</b>	<b>2,545</b>	<b>8,036</b>	<b>10,302</b>	<b>2,488</b>	<b>7,814</b>
<b>Department of Justice:</b>									
General Administration .....	48	.....	48	469	.....	469	595	.....	595
Legal Activities and United States Marshals:									
United States Attorneys .....	87	.....	87	1,173	.....	1,173	1,069	.....	1,069
United States Marshals Service .....	43	.....	43	533	.....	533	515	.....	515
Other .....	85	.....	85	1,597	.....	1,597	1,662	.....	1,662
Federal Bureau of Investigation .....	292	.....	292	3,088	.....	3,088	3,040	.....	3,040
Drug Enforcement Administration .....	143	.....	143	1,339	.....	1,339	1,203	.....	1,203
Immigration and Naturalization Service .....	374	.....	374	4,163	.....	4,163	3,775	.....	3,775
Federal Prison System .....	343	18	326	3,935	227	3,708	3,404	201	3,204
Office of Justice Programs:									
Violent crime reduction programs .....	122	.....	122	2,049	.....	2,049	2,266	.....	2,266
Community oriented policing services .....	57	.....	57	1,390	.....	1,390	1,161	.....	1,161
Other .....	172	.....	172	1,228	.....	1,228	819	.....	819
Other .....	50	.....	50	377	.....	377	338	.....	338
Intrabudgetary transactions .....	-25	.....	-25	-71	.....	-71	-59	.....	-59
Offsetting governmental receipts .....	.....	178	-178	.....	1,483	-1,483	.....	1,270	-1,270
<b>Total—Department of Justice .....</b>	<b>1,791</b>	<b>196</b>	<b>1,595</b>	<b>21,271</b>	<b>1,710</b>	<b>19,561</b>	<b>19,788</b>	<b>1,470</b>	<b>18,318</b>
<b>Department of Labor:</b>									
Employment and Training Administration:									
Training and employment services .....	340	.....	340	4,282	.....	4,282	4,675	.....	4,675
Welfare to work jobs .....	44	.....	44	527	.....	527	267	.....	267
Community service employment for older Americans .....	42	.....	42	400	.....	400	441	.....	441
Federal unemployment benefits and allowances .....	29	.....	29	403	.....	403	326	.....	326
State unemployment insurance and employment service operations .....	81	.....	81	225	.....	225	45	.....	45
Advances to the unemployment trust fund and other funds .....	.....	.....	.....	.....	.....	.....	23	.....	23
Unemployment trust fund:									
Federal-State unemployment insurance:									
State unemployment benefits .....	1,465	.....	1,465	20,657	.....	20,657	21,180	.....	21,180
State administrative expenses .....	220	.....	220	3,117	.....	3,117	3,361	.....	3,361
Federal administrative expenses .....	9	.....	9	193	.....	193	140	.....	140
Veterans employment and training .....	15	.....	15	178	.....	178	186	.....	186
Other .....	(* *)	.....	(* *)	3	.....	3	4	.....	4
Total—Unemployment trust fund .....	1,710	.....	1,710	24,149	.....	24,149	24,870	.....	24,870
Other .....	9	.....	9	101	.....	101	91	.....	91
<b>Total—Employment and Training Administration .....</b>	<b>2,255</b>	<b>.....</b>	<b>2,255</b>	<b>30,087</b>	<b>.....</b>	<b>30,087</b>	<b>30,738</b>	<b>.....</b>	<b>30,738</b>
Pension Benefit Guaranty Corporation .....	101	41	60	1,345	2,490	-1,144	1,231	1,897	-665
Employment Standards Administration:									
Salaries and expenses .....	28	.....	28	334	.....	334	307	.....	307
Special benefits .....	-538	.....	-538	25	.....	25	150	.....	150
Black lung disability trust fund .....	578	.....	578	1,008	.....	1,008	1,000	.....	1,000
Other .....	10	.....	10	149	.....	149	149	.....	149
Occupational Safety and Health Administration .....	30	.....	30	367	.....	367	349	.....	349
Bureau of Labor Statistics .....	28	.....	28	353	.....	353	326	.....	326
Other .....	55	.....	55	581	.....	581	523	.....	523
Proprietary receipts from the public .....	.....	(* *)	(* *)	.....	3	-3	.....	6	-6
Intrabudgetary transactions .....	-4	.....	-4	-402	.....	-402	-410	.....	-410
<b>Total—Department of Labor .....</b>	<b>2,545</b>	<b>41</b>	<b>2,504</b>	<b>33,847</b>	<b>2,492</b>	<b>31,354</b>	<b>34,362</b>	<b>1,903</b>	<b>32,459</b>

**Table 5. Outlays of the U.S. Government, September 2000 and Other Periods—Continued**  
 [\$ millions]

Classification	This Month			Current Fiscal Year to Date			Prior Fiscal Year to Date		
	Gross Outlays	Applicable Receipts	Outlays	Gross Outlays	Applicable Receipts	Outlays	Gross Outlays	Applicable Receipts	Outlays
<b>Department of State:</b>									
Administration of Foreign Affairs:									
Diplomatic and consular programs .....	290	.....	290	2,707	.....	2,707	2,137	.....	2,137
International Information Programs .....	10	.....	10	59	.....	59	469	.....	469
Embassy security, construction, and maintenance .....	45	.....	45	502	.....	502	615	.....	615
Payment to Foreign Service retirement and disability fund .....	34	.....	34	162	.....	162	216	.....	216
Foreign Service retirement and disability fund .....	47	.....	47	559	.....	559	538	.....	538
Other .....	-42	.....	-42	104	.....	104	188	.....	188
<b>Total—Administration of Foreign Affairs .....</b>	<b>384</b>	<b>.....</b>	<b>384</b>	<b>4,093</b>	<b>.....</b>	<b>4,093</b>	<b>4,163</b>	<b>.....</b>	<b>4,163</b>
International Organizations and Conferences .....	31	.....	31	1,320	.....	1,320	1,183	.....	1,183
Migration and refugee assistance .....	99	.....	99	864	.....	864	732	.....	732
Other .....	87	.....	87	779	.....	779	656	.....	656
Proprietary receipts from the public .....	.....	(* *)	(* *)	.....	(* *)	(* *)	.....	2	-2
Intrabudgetary transactions .....	-34	.....	-34	-207	.....	-207	-269	.....	-269
<b>Total—Department of State .....</b>	<b>566</b>	<b>(* *)</b>	<b>566</b>	<b>6,849</b>	<b>(* *)</b>	<b>6,849</b>	<b>6,465</b>	<b>2</b>	<b>6,463</b>
<b>Department of Transportation:</b>									
Coast Guard:									
Operating expenses .....	288	.....	288	3,012	.....	3,012	2,813	.....	2,813
Acquisition, construction, and improvements .....	50	.....	50	464	.....	464	393	.....	393
Retired pay .....	70	.....	70	713	.....	713	669	.....	669
Other .....	28	1	27	279	7	273	296	7	289
<b>Total—Coast Guard .....</b>	<b>436</b>	<b>1</b>	<b>435</b>	<b>4,469</b>	<b>7</b>	<b>4,462</b>	<b>4,172</b>	<b>7</b>	<b>4,164</b>
Federal Aviation Administration:									
Operations .....	13	.....	13	524	.....	524	1,455	.....	1,455
Airport and airway trust fund:									
Grants-in-aid for airports .....	158	.....	158	1,578	.....	1,578	1,565	.....	1,565
Facilities and equipment .....	238	.....	238	2,077	.....	2,077	2,195	.....	2,195
Research, engineering, and development .....	20	.....	20	166	.....	166	174	.....	174
Trust fund share of FAA operations .....	466	.....	466	5,222	.....	5,222	4,122	.....	4,122
<b>Total—Airport and airway trust fund .....</b>	<b>881</b>	<b>.....</b>	<b>881</b>	<b>9,043</b>	<b>.....</b>	<b>9,043</b>	<b>8,056</b>	<b>.....</b>	<b>8,056</b>
Other .....	(* *)	3	-2	-1	4	-5	-1	4	-4
<b>Total—Federal Aviation Administration .....</b>	<b>895</b>	<b>3</b>	<b>892</b>	<b>9,565</b>	<b>4</b>	<b>9,561</b>	<b>9,510</b>	<b>4</b>	<b>9,507</b>
Federal Highway Administration:									
Highway trust fund:									
Federal-aid highways .....	2,382	.....	2,382	24,936	.....	24,936	22,742	.....	22,742
Other .....	4	20	-16	48	55	-6	78	40	37
Other programs .....	1	.....	1	278	.....	278	194	.....	194
<b>Total—Federal Highway Administration .....</b>	<b>2,387</b>	<b>20</b>	<b>2,366</b>	<b>25,262</b>	<b>55</b>	<b>25,208</b>	<b>23,013</b>	<b>40</b>	<b>22,973</b>
National Highway Traffic Safety Administration .....	33	.....	33	328	.....	328	331	.....	331
Federal Railroad Administration:									
Capital Grants to the National Railroad Passenger Corporation .....									
Other .....	15	-2	18	168	4	165	198	7	191
<b>Total—Federal Railroad Administration .....</b>	<b>15</b>	<b>-2</b>	<b>18</b>	<b>762</b>	<b>4</b>	<b>759</b>	<b>442</b>	<b>7</b>	<b>435</b>
Federal Transit Administration:									
Formula grants .....	104	.....	104	-1,279	.....	-1,279	-106	.....	-106
Discretionary grants .....	56	.....	56	1,200	.....	1,200	1,524	.....	1,524
Trust fund share of expenses .....	119	.....	119	6,278	.....	6,278	4,252	.....	4,252
Other .....	115	.....	115	-869	.....	-869	-1,411	.....	-1,411
<b>Total—Federal Transit Administration .....</b>	<b>394</b>	<b>.....</b>	<b>394</b>	<b>5,330</b>	<b>.....</b>	<b>5,330</b>	<b>4,259</b>	<b>.....</b>	<b>4,259</b>
Maritime Administration .....	82	1	81	370	130	240	448	325	123
Other .....	44	2	41	370	13	357	316	13	304
Proprietary receipts from the public .....	.....	7	-7	.....	89	-89	.....	120	-120
Intrabudgetary transactions .....	.....	.....	.....	-4	.....	-4	-24	.....	-24
Offsetting governmental receipts .....	.....	7	-7	.....	121	-121	.....	116	-116
<b>Total—Department of Transportation .....</b>	<b>4,285</b>	<b>39</b>	<b>4,246</b>	<b>46,454</b>	<b>423</b>	<b>46,030</b>	<b>42,469</b>	<b>633</b>	<b>41,836</b>

**Table 5. Outlays of the U.S. Government, September 2000 and Other Periods—Continued**  
 [\$ millions]

Classification	This Month			Current Fiscal Year to Date			Prior Fiscal Year to Date		
	Gross Outlays	Applicable Receipts	Outlays	Gross Outlays	Applicable Receipts	Outlays	Gross Outlays	Applicable Receipts	Outlays
<b>Department of the Treasury:</b>									
Departmental Offices:									
Exchange stabilization fund .....	148	62	86	-355	806	-1,160	-581	804	-1,385
Other .....	(*)	.....	(*)	1,084	.....	1,084	748	.....	748
Financial Management Service:									
Salaries and expenses .....	30	.....	30	229	.....	229	207	.....	207
Payment to the Resolution Funding Corporation .....	.....	.....	.....	1,164	.....	1,164	2,328	.....	2,328
Net interest paid to loan guarantee financing accounts .....	3,380	.....	3,380	3,951	.....	3,951	3,617	.....	3,617
Claims, judgements, and relief acts .....	347	.....	347	1,815	.....	1,815	1,827	.....	1,827
Other .....	(*)	.....	(*)	97	.....	97	182	.....	182
<b>Total—Financial Management Service .....</b>	<b>3,757</b>	<b>.....</b>	<b>3,757</b>	<b>7,256</b>	<b>.....</b>	<b>7,256</b>	<b>8,162</b>	<b>.....</b>	<b>8,162</b>
Federal Financing Bank .....	-66	.....	-66	34	.....	34	1,130	.....	1,130
Bureau of Alcohol, Tobacco, and Firearms:									
Salaries and expenses .....	36	.....	36	541	.....	541	552	.....	552
Laboratory facilities and headquarters .....	2	.....	2	11	.....	11	1	.....	1
Internal revenue collections for Puerto Rico .....	34	.....	34	297	.....	297	235	.....	235
United States Customs Service .....	157	.....	157	2,370	.....	2,370	2,230	.....	2,230
Bureau of Engraving and Printing .....	-11	.....	-11	-60	.....	-60	-40	.....	-40
United States Mint .....	99	-194	293	1,274	1,430	-156	1,923	1,903	20
Bureau of the Public Debt .....	16	.....	16	318	.....	318	305	.....	305
Internal Revenue Service:									
Processing, assistance, and management .....	319	.....	319	3,338	.....	3,338	3,202	.....	3,202
Tax law enforcement .....	265	.....	265	3,189	.....	3,189	3,127	.....	3,127
Information systems .....	292	.....	292	1,650	.....	1,650	1,816	.....	1,816
Payment where earned income credit exceeds liability for tax .....	132	.....	132	26,099	.....	26,099	25,632	.....	25,632
Payment where child credit exceeds liability for tax .....	44	.....	44	809	.....	809	446	.....	446
Refunding internal revenue collections, interest .....	151	.....	151	2,684	.....	2,684	2,724	.....	2,724
Other .....	29	(*)	29	224	6	218	144	6	139
<b>Total—Internal Revenue Service .....</b>	<b>1,233</b>	<b>(*)</b>	<b>1,232</b>	<b>37,992</b>	<b>6</b>	<b>37,986</b>	<b>37,092</b>	<b>6</b>	<b>37,087</b>
United States Secret Service .....	57	.....	57	851	.....	851	732	.....	732
Comptroller of the Currency .....	29	2	28	385	409	-24	405	397	8
Office of Thrift Supervision .....	14	1	13	159	144	15	149	150	-1
Interest on the public debt:									
Public issues (accrual basis) .....	17,692	.....	17,692	222,693	.....	222,693	228,382	.....	228,382
Special issues (cash basis) .....	539	.....	539	139,425	.....	139,425	125,129	.....	125,129
<b>Total—Interest on the public debt .....</b>	<b>18,231</b>	<b>.....</b>	<b>18,231</b>	<b>362,118</b>	<b>.....</b>	<b>362,118</b>	<b>353,511</b>	<b>.....</b>	<b>353,511</b>
Other .....	34	.....	34	169	.....	169	184	.....	184
Proprietary receipts from the public .....	.....	8,866	-8,866	.....	14,184	-14,184	.....	10,446	-10,446
Intrabudgetary transactions .....	-1,347	.....	-1,347	-5,374	.....	-5,374	-5,122	.....	-5,122
Offsetting governmental receipts .....	.....	90	-90	.....	1,279	-1,279	.....	1,208	-1,208
<b>Total—Department of the Treasury .....</b>	<b>22,424</b>	<b>8,827</b>	<b>13,597</b>	<b>409,071</b>	<b>18,258</b>	<b>390,813</b>	<b>401,616</b>	<b>14,914</b>	<b>386,703</b>
<b>Department of Veterans Affairs:</b>									
Veterans Health Administration:									
Medical care .....	1,815	.....	1,815	19,250	.....	19,250	17,846	.....	17,846
Other .....	61	22	39	673	258	414	666	262	404
Veterans Benefits Administration:									
Public enterprise funds:									
Veterans housing benefit program fund .....	44	1	43	1,544	139	1,405	2,621	1,443	1,178
Other .....	38	50	-13	508	491	17	523	527	-4
Compensation, pensions, and burial benefits .....	3,590	.....	3,590	23,820	.....	23,820	21,148	.....	21,148
Readjustment benefits .....	104	.....	104	1,497	.....	1,497	1,445	.....	1,445
Insurance funds:									
National service life .....	123	.....	123	1,242	.....	1,242	1,201	.....	1,201
United States Government Life .....	1	.....	1	11	.....	11	12	.....	12
Veterans special life .....	15	3	12	132	174	-43	138	176	-37
Other .....	22	.....	22	39	.....	39	69	.....	69
<b>Total—Veterans Benefits Administration .....</b>	<b>3,937</b>	<b>54</b>	<b>3,882</b>	<b>28,793</b>	<b>804</b>	<b>27,989</b>	<b>27,157</b>	<b>2,145</b>	<b>25,012</b>
Construction .....	32	(*)	32	466	(*)	466	522	(*)	521
Departmental Administration .....	-59	.....	-59	913	.....	913	961	.....	961
Proprietary receipts from the public:									
National service life .....	.....	15	-15	.....	201	-201	.....	204	-204
Other .....	.....	75	-75	.....	1,740	-1,740	.....	1,363	-1,363
Intrabudgetary transactions .....	(*)	.....	(*)	-3	.....	-3	-9	.....	-9
<b>Total—Department of Veterans Affairs .....</b>	<b>5,785</b>	<b>167</b>	<b>5,618</b>	<b>50,091</b>	<b>3,004</b>	<b>47,087</b>	<b>47,144</b>	<b>3,975</b>	<b>43,169</b>

**Table 5. Outlays of the U.S. Government, September 2000 and Other Periods—Continued**  
 [\$ millions]

Classification	This Month			Current Fiscal Year to Date			Prior Fiscal Year to Date		
	Gross Outlays	Applicable Receipts	Outlays	Gross Outlays	Applicable Receipts	Outlays	Gross Outlays	Applicable Receipts	Outlays
<b>Corps of Engineers:</b>									
Construction, general .....	167	.....	167	1,407	.....	1,407	1,233	.....	1,233
Operation and maintenance, general .....	178	.....	178	1,284	.....	1,284	1,661	.....	1,661
Flood control .....	51	.....	51	316	.....	316	495	.....	495
Harbor maintenance trust fund .....	48	.....	48	687	.....	687	281	.....	281
Other .....	7	.....	7	992	.....	992	915	.....	915
Proprietary receipts from the public .....	.....	52	-52	.....	352	-352	.....	390	-390
Intrabudgetary transactions .....	.....	.....	.....	.....	.....	.....	-10	.....	-10
<b>Total—Corps of Engineers .....</b>	<b>451</b>	<b>52</b>	<b>399</b>	<b>4,685</b>	<b>352</b>	<b>4,334</b>	<b>4,576</b>	<b>390</b>	<b>4,186</b>
<b>Other Defense Civil Programs:</b>									
Military Retirement:									
Payment to military retirement fund .....	.....	.....	.....	15,302	.....	15,302	15,250	.....	15,250
Military retirement fund .....	2,740	.....	2,740	32,808	.....	32,808	31,889	.....	31,889
Educational Benefits .....	11	.....	11	183	.....	183	178	.....	178
Other .....	23	.....	23	136	.....	136	150	.....	150
Proprietary receipts from the public .....	.....	8	-8	.....	18	-18	.....	11	-11
Intrabudgetary transactions .....	-16	.....	-16	-15,550	.....	-15,550	-15,447	.....	-15,447
<b>Total—Other Defense Civil Programs .....</b>	<b>2,759</b>	<b>8</b>	<b>2,751</b>	<b>32,879</b>	<b>18</b>	<b>32,861</b>	<b>32,019</b>	<b>11</b>	<b>32,008</b>
<b>Environmental Protection Agency:</b>									
Science and technology .....	44	.....	44	629	.....	629	607	.....	607
Environmental programs and management .....	162	.....	162	1,866	.....	1,866	1,873	.....	1,873
State and tribal assistance grants .....	411	.....	411	3,192	.....	3,192	2,745	.....	2,745
Hazardous substance superfund .....	172	.....	172	1,603	.....	1,603	1,577	.....	1,577
Other .....	3	(**)	2	908	19	890	623	18	604
Proprietary receipts from the public .....	.....	22	-22	.....	231	-231	.....	320	-320
Intrabudgetary transactions .....	.....	.....	.....	-700	.....	-700	-325	.....	-325
Offsetting governmental receipts .....	.....	1	-1	.....	13	-13	.....	10	-10
<b>Total—Environmental Protection Agency .....</b>	<b>791</b>	<b>23</b>	<b>768</b>	<b>7,498</b>	<b>262</b>	<b>7,236</b>	<b>7,100</b>	<b>348</b>	<b>6,752</b>
<b>Executive Office of the President:</b>									
Compensation of the President and the White House									
Office .....	5	.....	5	53	.....	53	51	.....	51
Office of Management and Budget .....	7	.....	7	64	.....	64	59	.....	59
Unanticipated needs .....	.....	.....	.....	.....	.....	.....	153	.....	153
Other .....	9	.....	9	166	.....	166	153	(**)	153
<b>Total—Executive Office of the President .....</b>	<b>21</b>	.....	<b>21</b>	<b>284</b>	.....	<b>284</b>	<b>416</b>	<b>(**)</b>	<b>416</b>
<b>Federal Emergency Management Agency:</b>									
Public enterprise funds .....	21	83	-62	729	779	-50	609	687	-77
Disaster relief .....	161	.....	161	2,614	.....	2,614	3,746	.....	3,746
Emergency management planning and assistance .....	40	.....	40	242	.....	242	104	.....	104
Other .....	36	.....	36	364	.....	364	270	.....	270
Offsetting governmental receipts .....	.....	.....	.....	.....	1	-1	.....	2	-2
<b>Total—Federal Emergency Management Agency .....</b>	<b>258</b>	<b>83</b>	<b>175</b>	<b>3,948</b>	<b>781</b>	<b>3,168</b>	<b>4,729</b>	<b>688</b>	<b>4,040</b>
<b>General Services Administration:</b>									
Real Property Activities .....	-153	.....	-153	-80	.....	-80	-216	.....	-216
Supply and Technology Activities .....	-86	.....	-86	-69	.....	-69	13	.....	13
General Activities .....	23	.....	23	195	.....	195	181	.....	181
Proprietary receipts from the public .....	.....	13	-13	.....	22	-22	.....	24	-24
<b>Total—General Services Administration .....</b>	<b>-216</b>	<b>13</b>	<b>-230</b>	<b>46</b>	<b>22</b>	<b>25</b>	<b>-22</b>	<b>24</b>	<b>-46</b>
<b>International Assistance Program:</b>									
International Security Assistance:									
Foreign military loan program .....	39	43	-4	485	937	-452	308	470	-162
Foreign military financing program .....	291	.....	291	3,895	.....	3,895	3,356	.....	3,356
Economic support fund .....	202	.....	202	2,463	.....	2,463	2,349	.....	2,349
Other .....	97	.....	97	639	.....	639	363	.....	363
Proprietary receipts from the public .....	.....	12	-12	.....	12	-12	.....	502	-502
<b>Total—International Security Assistance .....</b>	<b>629</b>	<b>55</b>	<b>575</b>	<b>7,483</b>	<b>949</b>	<b>6,534</b>	<b>6,376</b>	<b>971</b>	<b>5,405</b>
Multilateral Assistance:									
Contribution to the International Development									
Association .....	.....	.....	.....	992	.....	992	994	.....	994
International organizations and programs .....	2	.....	2	294	.....	294	338	.....	338
Other .....	100	(**)	99	474	(**)	474	524	.....	524
<b>Total—Multilateral Assistance .....</b>	<b>101</b>	<b>(**)</b>	<b>101</b>	<b>1,760</b>	<b>(**)</b>	<b>1,759</b>	<b>1,857</b>	.....	<b>1,857</b>

**Table 5. Outlays of the U.S. Government, September 2000 and Other Periods—Continued**  
 [\$ millions]

Classification	This Month			Current Fiscal Year to Date			Prior Fiscal Year to Date		
	Gross Outlays	Applicable Receipts	Outlays	Gross Outlays	Applicable Receipts	Outlays	Gross Outlays	Applicable Receipts	Outlays
<b>International Assistance Program:—Continued</b>									
International Development Assistance:									
Agency for International Development:									
Economic assistance loans .....		54	-54	8	902	-894	(* *)	1,075	-1,075
Sustainable development assistance program .....	170		170	880		880	766		766
Assistance for the new independent States of the Former Soviet Union .....	83		83	677		677	652		652
Operating expenses .....	38		38	537		537	484		484
Payment to the Foreign Service retirement and disability fund .....				44		44	45		45
Other .....	176	-2	178	1,537	81	1,456	1,574	108	1,466
Proprietary receipts from the public .....		39	-39		80	-80		(* *)	(* *)
Intrabudgetary transactions .....	1		1	1		1	-2		-2
<b>Total—Agency for International Development .....</b>	<b>469</b>	<b>91</b>	<b>378</b>	<b>3,685</b>	<b>1,063</b>	<b>2,622</b>	<b>3,520</b>	<b>1,183</b>	<b>2,337</b>
Overseas Private Investment Corporation .....	5	11	-5	292	303	-11	81	320	-239
Peace Corps .....	20		20	246	(* *)	246	239	(* *)	239
Other .....	13		13	96		96	73		73
<b>Total—International Development Assistance .....</b>	<b>508</b>	<b>101</b>	<b>406</b>	<b>4,319</b>	<b>1,367</b>	<b>2,953</b>	<b>3,914</b>	<b>1,504</b>	<b>2,410</b>
International Monetary Programs .....	73		73	1,120		1,120	-146		-146
Military Sales Programs:									
Foreign military sales trust fund .....	984		984	11,085		11,085	12,159		12,159
Other .....	1	(* *)	(* *)	2	7	-5	6	8	-2
Proprietary receipts from the public .....		1,181	-1,181		11,362	-11,362		11,624	-11,624
Other .....				1		1	1		1
<b>Total—International Assistance Program .....</b>	<b>2,296</b>	<b>1,338</b>	<b>958</b>	<b>25,768</b>	<b>13,685</b>	<b>12,083</b>	<b>24,168</b>	<b>14,107</b>	<b>10,061</b>
<b>National Aeronautics and Space Administration:</b>									
Human space flight .....	548		548	5,498		5,498	5,417		5,417
Science, aeronautics, and technology .....	426		426	5,478		5,478	5,785		5,785
Mission support .....	207		207	2,416		2,416	2,395		2,395
Other .....	15		15	51		51	67		67
<b>Total—National Aeronautics and Space Administration .....</b>	<b>1,196</b>		<b>1,196</b>	<b>13,442</b>		<b>13,442</b>	<b>13,665</b>		<b>13,665</b>
<b>National Science Foundation:</b>									
Research and related activities .....	147		147	2,662		2,662	2,393		2,393
Education and human resources .....	143		143	584		584	571		571
Other .....	27		27	241		241	321		321
<b>Total—National Science Foundation .....</b>	<b>317</b>		<b>317</b>	<b>3,487</b>		<b>3,487</b>	<b>3,285</b>		<b>3,285</b>
<b>Office of Personnel Management:</b>									
Government payment for annuitants, employees health and life insurance benefits .....	427		427	5,030		5,030	4,479		4,479
Payment to civil service retirement and disability fund ...	21,557		21,557	21,557		21,557	21,401		21,401
Civil service retirement and disability fund .....	3,785		3,785	45,194		45,194	43,932		43,932
Employees life insurance fund .....	150	145	4	1,778	3,254	-1,476	1,613	2,998	-1,384
Employees and retired employees health benefits fund ...	1,744	1,850	-106	19,690	19,855	-165	18,483	18,059	424
Other .....	11		11	115		115	91		91
Intrabudgetary transactions:									
Civil service retirement and disability fund:									
General fund contributions .....	-21,557		-21,557	-21,557		-21,557	-21,401		-21,401
Other .....	-2		-2	-39		-39	-26		-26
<b>Total—Office of Personnel Management .....</b>	<b>6,114</b>	<b>1,995</b>	<b>4,118</b>	<b>71,769</b>	<b>23,109</b>	<b>48,660</b>	<b>68,572</b>	<b>21,057</b>	<b>47,515</b>



**Table 5. Outlays of the U.S. Government, September 2000 and Other Periods—Continued**  
 [\$ millions]

Classification	This Month			Current Fiscal Year to Date			Prior Fiscal Year to Date		
	Gross Outlays	Applicable Receipts	Outlays	Gross Outlays	Applicable Receipts	Outlays	Gross Outlays	Applicable Receipts	Outlays
<b>Small Business Administration:</b>									
Public enterprise funds:									
Business loan fund .....	-35	-390	354	380	344	35	440	446	-5
Disaster loan fund .....	7	114	-107	358	290	68	713	225	488
Other .....	2	1	1	15	6	9	16	9	7
Other .....	46	.....	46	266	(* *)	266	273	(* *)	273
Proprietary receipts from the public .....	.....	-2	2	.....	800	-800	.....	705	-705
<b>Total—Small Business Administration .....</b>	<b>20</b>	<b>-277</b>	<b>298</b>	<b>1,019</b>	<b>1,441</b>	<b>-422</b>	<b>1,442</b>	<b>1,384</b>	<b>58</b>
<b>Social Security Administration:</b>									
Payments to social security trust funds .....	16	.....	16	13,254	.....	13,254	10,826	.....	10,826
Special benefits for disabled coal miners .....	44	.....	44	521	.....	521	554	.....	554
Supplemental security income program .....	5,080	.....	5,080	33,408	.....	33,408	30,673	.....	30,673
Federal old-age and survivors insurance trust fund (off-budget):									
Benefit payments .....	29,749	.....	29,749	347,890	.....	347,890	332,383	.....	332,383
Administrative expenses .....	268	.....	268	1,998	.....	1,998	1,851	.....	1,851
Payment to railroad retirement account .....	.....	.....	.....	3,538	.....	3,538	3,681	.....	3,681
<b>Total—FOASI trust fund .....</b>	<b>30,018</b>	<b>.....</b>	<b>30,018</b>	<b>353,427</b>	<b>.....</b>	<b>353,427</b>	<b>337,916</b>	<b>.....</b>	<b>337,916</b>
Federal disability insurance trust fund (off-budget):									
Benefit payments .....	4,654	.....	4,654	54,276	.....	54,276	50,488	.....	50,488
Administrative expenses .....	160	.....	160	1,611	.....	1,611	1,520	.....	1,520
Payment to railroad retirement account .....	.....	.....	.....	159	.....	159	135	.....	135
Other .....	.....	.....	.....	(* *)	.....	(* *)	(* *)	.....	(* *)
<b>Total—FDI trust fund .....</b>	<b>4,813</b>	<b>.....</b>	<b>4,813</b>	<b>56,046</b>	<b>.....</b>	<b>56,046</b>	<b>52,142</b>	<b>.....</b>	<b>52,142</b>
Other .....	3	.....	3	15	.....	15	4	.....	4
Proprietary receipts from the public:									
On-budget .....	.....	248	-248	.....	1,557	-1,557	.....	1,479	-1,479
Off-budget .....	.....	1	-1	.....	48	-48	.....	21	-21
Intrabudgetary transactions:									
Off-budget <sup>2</sup> .....	-16	.....	-16	-13,256	.....	-13,256	-10,824	.....	-10,824
<b>Total—Social Security Administration .....</b>	<b>39,958</b>	<b>249</b>	<b>39,708</b>	<b>443,415</b>	<b>1,605</b>	<b>441,810</b>	<b>421,290</b>	<b>1,500</b>	<b>419,790</b>
<b>Other independent agencies:</b>									
Appalachian Regional Commission .....	12	(* *)	12	136	3	133	144	3	141
Broadcasting board of governors .....	66	.....	66	390	.....	390	422	.....	422
Corporation for National and Community Service .....	61	.....	61	684	.....	684	609	.....	609
Corporation for Public Broadcasting .....	.....	.....	.....	316	.....	316	281	.....	281
District of Columbia:									
Courts .....	16	.....	16	116	(* *)	116	133	66	68
Corrections .....	24	.....	24	158	.....	158	152	.....	152
General and special payments .....	34	(* *)	33	492	181	312	446	3,357	-2,910
Equal Employment Opportunity Commission .....	22	1	21	293	3	290	258	3	255
Export-Import Bank of the United States .....	73	109	-36	2,584	3,326	-743	885	1,044	-159
Federal Communications Commission:									
Universal service fund .....	408	.....	408	4,073	.....	4,073	3,293	.....	3,293
Spectrum auction program account .....	1	.....	1	-1,822	.....	-1,822	1,369	.....	1,369
Pioneer's preference settlement .....	.....	.....	.....	125	.....	125	.....	.....	.....
Other .....	-170	3	-173	24	28	-4	6	26	-21
Federal Deposit Insurance Corporation:									
Bank insurance fund .....	54	111	-57	1,692	2,601	-909	1,768	2,802	-1,035
Savings association insurance fund .....	7	-4	11	136	699	-563	155	591	-435
FSLIC resolution fund:									
Resolution Trust Corporation closeout .....	28	62	-33	1,270	2,462	-1,193	249	3,613	-3,364
Other .....	1	79	-77	109	312	-203	66	284	-218
Office of Inspector General .....	16	.....	16	30	.....	30	28	.....	28
<b>Total—Federal Deposit Insurance Corporation .....</b>	<b>106</b>	<b>248</b>	<b>-141</b>	<b>3,236</b>	<b>6,074</b>	<b>-2,837</b>	<b>2,266</b>	<b>7,290</b>	<b>-5,025</b>
Federal drug control programs .....	32	.....	32	343	.....	343	308	.....	308
Legal Services Corporation .....	25	.....	25	301	.....	301	298	.....	298
National Archives and Records Administration .....	20	(* *)	20	202	1	201	226	1	225
National Credit Union Administration .....	16	24	-8	3,421	3,624	-203	230	491	-261

**Table 5. Outlays of the U.S. Government, September 2000 and Other Periods—Continued**  
 [\$ millions]

Classification	This Month			Current Fiscal Year to Date			Prior Fiscal Year to Date		
	Gross Outlays	Applicable Receipts	Outlays	Gross Outlays	Applicable Receipts	Outlays	Gross Outlays	Applicable Receipts	Outlays
<b>Other independent agencies:—Continued</b>									
National Endowment for the Arts .....	9	.....	9	105	.....	105	104	.....	104
National Endowment for the Humanities .....	10	.....	10	113	.....	113	113	.....	113
Institute of Museum and Library Services .....	23	.....	23	188	.....	188	163	.....	163
National Labor Relations Board .....	17	.....	17	198	.....	198	182	.....	182
Nuclear Regulatory Commission .....	37	67	-31	480	447	33	479	442	37
Panama Canal Commission .....	-1	-1	(* *)	538	220	318	684	758	-74
Postal Service:									
Public enterprise funds (off-budget) .....	10,157	5,344	4,812	66,877	64,848	2,029	64,085	63,064	1,021
Payments to the Postal Service fund .....	(* *)	.....	(* *)	100	.....	100	29	.....	29
Railroad Retirement Board:									
Federal windfall subsidy .....	14	.....	14	171	.....	171	188	.....	188
Federal payments to the railroad retirement accounts ..	9	.....	9	459	.....	459	493	.....	493
Railroad unemployment insurance trust fund:									
Benefit payments .....	7	.....	7	78	.....	78	68	.....	68
Administrative expenses .....	(* *)	.....	(* *)	(* *)	.....	(* *)	(* *)	.....	(* *)
Rail industry pension fund:									
Benefit payments .....	247	.....	247	2,957	.....	2,957	2,902	.....	2,902
Advances from FOASDI fund .....	-95	.....	-95	-1,128	.....	-1,128	-1,118	.....	-1,118
OASDI certifications .....	94	.....	94	1,128	.....	1,128	1,118	.....	1,118
Administrative expenses .....	9	.....	9	94	.....	94	88	.....	88
Interest on refunds of taxes .....	(* *)	.....	(* *)	(* *)	.....	(* *)	1	.....	1
Other .....	1	.....	1	5	.....	5	5	.....	5
Supplemental annuity pension fund:									
Benefit payments .....	6	.....	6	73	.....	73	75	.....	75
Interest on refund of taxes .....	(* *)	.....	(* *)	(* *)	.....	(* *)	(* *)	.....	(* *)
Railroad Social Security equivalent benefit account:									
Benefit payments .....	424	.....	424	5,310	.....	5,310	5,317	.....	5,317
Interest on refund of taxes .....	(* *)	.....	(* *)	(* *)	.....	(* *)	1	.....	1
Other .....	.....	.....	.....	.....	.....	.....	(* *)	.....	(* *)
Intrabudgetary transactions:									
Payments from other funds to the railroad retirement trust funds .....	.....	.....	.....	-3,698	.....	-3,698	-3,816	.....	-3,816
Other .....	-9	.....	-9	-459	.....	-459	-492	.....	-492
Total—Railroad Retirement Board .....	707	.....	707	4,992	.....	4,992	4,830	.....	4,830
Securities and Exchange Commission .....	-431	.....	-431	-506	.....	-506	-255	.....	-255
Smithsonian Institution .....	52	.....	52	517	.....	517	486	.....	486
Tennessee Valley Authority .....	1,035	1,113	-78	8,264	8,571	-307	8,785	8,783	2
Other .....	72	41	31	1,301	386	915	1,584	323	1,261
<b>Total—Other independent agencies .....</b>	<b>12,431</b>	<b>6,949</b>	<b>5,482</b>	<b>98,236</b>	<b>87,710</b>	<b>10,526</b>	<b>92,596</b>	<b>85,652</b>	<b>6,943</b>
<b>Undistributed offsetting receipts:</b>									
Other interest .....	.....	(* *)	(* *)	.....	1,352	-1,352	.....	1	-1
Employer share, employee retirement:									
Department of Health and Human Services:									
Federal hospital insurance trust fund:									
Federal employer contributions .....	-173	.....	-173	-1,989	.....	-1,989	-1,894	.....	-1,894
Postal Service employer contributions .....	-55	.....	-55	-639	.....	-639	-611	.....	-611
Payments for military service credits .....	.....	.....	.....	-2	.....	-2	-71	.....	-71
Department of State:									
Foreign Service retirement and disability fund .....	-10	.....	-10	-125	.....	-125	-121	.....	-121
Other Defense Civil Programs:									
Military retirement fund .....	-968	.....	-968	-11,402	.....	-11,402	-10,417	.....	-10,417
Office of Personnel Management:									
Civil service retirement and disability fund .....	-4,763	.....	-4,763	-16,056	.....	-16,056	-15,095	.....	-15,095
Social Security Administration (off-budget):									
Federal old-age and survivors insurance trust fund:									
Federal employer contributions .....	-571	.....	-571	-6,535	.....	-6,535	-6,146	.....	-6,146
Payments for military service credits .....	-1	.....	-1	-7	.....	-7	-228	.....	-228
Federal disability insurance trust fund:									
Federal employer contributions .....	-97	.....	-97	-1,093	.....	-1,093	-975	.....	-975
Payments for military service credits .....	-1	.....	-1	-2	.....	-2	-36	.....	-36
Other .....	-1	.....	-1	-1	.....	-1	-1	.....	-1
Total—Employer share, employee retirement .....	-6,638	.....	-6,638	-37,851	.....	-37,851	-35,594	.....	-35,594

**Table 5. Outlays of the U.S. Government, September 2000 and Other Periods—Continued**  
 [\$ millions]

Classification	This Month			Current Fiscal Year to Date			Prior Fiscal Year to Date		
	Gross Outlays	Applicable Receipts	Outlays	Gross Outlays	Applicable Receipts	Outlays	Gross Outlays	Applicable Receipts	Outlays
<b>Undistributed offsetting receipts:—Continued</b>									
Interest received by trust funds:									
Judicial Branch:									
Judicial survivors annuity fund .....	(* *)	.....	(* *)	-29	.....	-29	-25	.....	-25
Department of Health and Human Services:									
Federal hospital insurance trust fund .....	-10	.....	-10	-10,469	.....	-10,469	-9,287	.....	-9,287
Federal supplementary medical insurance trust fund .....	-12	.....	-12	-3,161	.....	-3,161	-2,925	.....	-2,925
Department of Labor:									
Unemployment trust fund .....	-13	.....	-13	-5,221	.....	-5,221	-4,795	.....	-4,795
Department of State:									
Foreign Service retirement and disability fund .....	(* *)	.....	(* *)	-728	.....	-728	-710	.....	-710
Department of Transportation:									
Oil spill liability trust fund .....	-46	.....	-46	-59	.....	-59	-48	.....	-48
Airport and airway trust fund .....	-25	.....	-25	-805	.....	-805	-698	.....	-698
Department of Veterans Affairs:									
National service life insurance fund .....	-2	.....	-2	-887	.....	-887	-936	.....	-936
United States government life insurance fund .....	(* *)	.....	(* *)	-5	.....	-5	-6	.....	-6
Corps of Engineers .....	-27	.....	-27	-109	.....	-109	-68	.....	-68
Other Defense Civil Programs:									
Military retirement fund .....	115	.....	115	-12,251	.....	-12,251	-12,560	.....	-12,560
Educational benefits fund .....	(* *)	.....	(* *)	-46	.....	-46	-40	.....	-40
Armed Forces Retirement Home .....	.....	.....	.....	-5	.....	-5	-6	.....	-6
Environmental Protection Agency .....	-238	.....	-238	-303	.....	-303	-259	.....	-259
National Aeronautics and Space Administration .....	(* *)	.....	(* *)	-1	.....	-1	2	.....	2
Office of Personnel Management:									
Civil service retirement and disability fund .....	-28	.....	-28	-33,608	.....	-33,608	-33,579	.....	-33,579
Social Security Administration (off-budget):									
Federal old-age and survivors insurance trust fund ...	-46	.....	-46	-53,531	.....	-53,531	-46,847	.....	-46,847
Federal disability insurance trust fund .....	-10	.....	-10	-6,265	.....	-6,265	-5,223	.....	-5,223
Independent agencies:									
Railroad Retirement Board .....	-35	.....	-35	-1,161	.....	-1,161	-313	.....	-313
Other .....	-2	.....	-2	-51	.....	-51	-71	.....	-71
Other .....	-42	.....	-42	-216	.....	-216	-238	.....	-238
Total—Interest received by trust funds .....	-420	.....	-420	-128,911	.....	-128,911	-118,634	.....	-118,634
Rents and royalties on the outer continental shelf lands .....	.....	127	-127	.....	4,580	-4,580	.....	3,098	-3,098
Spectrum auction proceeds .....	.....	.....	.....	.....	150	-150	.....	1,753	-1,753
<b>Total—Undistributed offsetting receipts .....</b>	<b>-7,059</b>	<b>127</b>	<b>-7,186</b>	<b>-166,762</b>	<b>6,082</b>	<b>-172,844</b>	<b>-154,228</b>	<b>4,852</b>	<b>-159,080</b>
<b>Total outlays .....</b>	<b>179,091</b>	<b>25,441</b>	<b>153,649</b>	<b>2,010,898</b>	<b>222,853</b>	<b>1,788,045</b>	<b>1,939,427</b>	<b>236,485</b>	<b>1,702,942</b>
<b>Total on-budget .....</b>	<b>134,844</b>	<b>20,096</b>	<b>114,748</b>	<b>1,615,237</b>	<b>157,957</b>	<b>1,457,280</b>	<b>1,555,564</b>	<b>173,400</b>	<b>1,382,164</b>
<b>Total off-budget .....</b>	<b>44,247</b>	<b>5,346</b>	<b>38,901</b>	<b>395,661</b>	<b>64,896</b>	<b>330,765</b>	<b>383,863</b>	<b>63,085</b>	<b>320,778</b>
<b>Total surplus (+) or deficit .....</b>			<b>+65,822</b>			<b>+236,993</b>			<b>+124,360</b>
<b>Total on-budget .....</b>			<b>+61,944</b>			<b>+87,175</b>			<b>+670</b>
<b>Total off-budget .....</b>			<b>+3,878</b>			<b>+149,818</b>			<b>+123,691</b>

**MEMORANDUM**

Receipts offset against outlays

[\$ millions]

	Current Fiscal Year to Date	Comparable Period Prior Fiscal Year
Proprietary receipts .....	68,978	66,010
Intrabudgetary transactions .....	305,255	283,399
Governmental receipts .....	3,536	4,846
Total receipts offset against outlays .....	<u>377,768</u>	<u>354,255</u>

<sup>1</sup>Outlays for the Department of the Interior have been decreased in October 1999 by \$329 million; to reflect the reclassification of the "Tribal Trust funds", Office of the Special Trustee for the American Indians; from a trust fund to a deposit fund.

<sup>2</sup>Includes FICA and SECA tax credits, non-contributory military service credits, special benefits for the aged, and credit for the unnegotiated OASI benefit checks.

... No Transactions.

(\* \*) Less than \$500,000.

Note: Details may not add to totals due to rounding.

**Table 6. Means of Financing the Deficit or Disposition of Surplus by the U.S. Government, September 2000 and Other Periods**

[\$ millions]

Assets and Liabilities Directly Related to Budget Off-budget Activity	Net Transactions (-) denotes net reduction of either liability or asset accounts			Account Balances Current Fiscal Year		
	This Month	Fiscal Year to Date		Beginning of		Close of This month
		This Year	Prior Year	This Year	This Month	
<b>Liability accounts:</b>						
Borrowing from the public:						
Public debt securities, issued under general Financing authorities:						
Obligations of the United States, issued by:						
United States Treasury .....	-3,644	17,908	130,078	5,641,271	5,662,822	5,659,178
Federal Financing Bank .....	.....	.....	.....	15,000	15,000	15,000
Total, public debt securities .....	-3,644	17,908	130,078	5,656,271	5,677,822	5,674,178
Plus premium on public debt securities .....	-26	697	-200	2,002	2,725	2,699
Less discount on public debt securities .....	-832	-5,157	1,648	80,698	76,373	75,541
Total public debt securities net of Premium and discount .....	-2,839	23,761	128,230	5,577,575	5,604,175	5,601,336
Agency securities, issued under special financing authorities (see Schedule B. for other Agency borrowing, see Schedule C) .....	31	-832	-854	28,505	27,641	27,672
Total federal securities .....	-2,808	22,929	127,376	5,606,080	5,631,817	5,629,009
Deduct:						
Federal securities held as investments of government accounts (see Schedule D) .....	29,557	246,453	221,530	1,989,308	2,206,204	2,235,761
Less discount on federal securities held as investments of government accounts .....	30	853	5,460	16,148	16,970	17,001
Net federal securities held as investments of government accounts .....	29,527	245,600	216,070	1,973,160	2,189,234	2,218,760
Total borrowing from the public .....	-32,334	-222,671	-88,694	3,632,920	3,442,583	3,410,248
Accrued interest payable to the public .....	13,024	1,608	-2,845	42,603	31,187	44,211
Allocations of special drawing rights .....	-21	-440	80	6,799	6,380	6,359
Deposit funds .....	-1,171	1,151	97	3,997	4,017	2,846
Miscellaneous liability accounts (includes checks outstanding etc.) .....	5,329	-461	498	4,420	-1,370	3,959
<b>Total liability accounts .....</b>	<b>-15,174</b>	<b>-223,116</b>	<b>-90,864</b>	<b>3,690,739</b>	<b>3,482,798</b>	<b>3,467,624</b>
<b>Asset accounts (deduct)</b>						
Cash and monetary assets:						
U.S. Treasury operating cash: <sup>2</sup>						
Federal Reserve account .....	2,498	1,818	1,689	6,641	5,961	8,459
Tax and loan note accounts .....	36,981	-5,618	15,891	49,817	7,218	44,199
Balance .....	39,479	-3,799	17,580	56,458	13,180	52,659
Special drawing rights:						
Total holdings .....	-34	33	178	10,284	10,350	10,316
SDR certificates issued to Federal Reserve Banks .....	1,000	4,000	2,000	-7,200	-4,200	-3,200
Balance .....	966	4,033	2,178	3,084	6,150	7,116
Reserve position on the U.S. quota in the IMF:						
U.S. subscription to International Monetary Fund:						
Direct quota payments .....	.....	.....	14,763	46,525	46,525	46,525
Maintenance of value adjustments .....	-257	-3,336	412	5,027	1,947	1,691
Letter of credit issued to IMF .....	-43	-5,194	-15,750	-30,633	-35,784	-35,827
Dollar deposits with the IMF .....	2	4	-36	-121	-119	-117
Receivable/Payable (-) for interim maintenance of value adjustments .....	183	2,234	-562	-815	1,235	1,418
Balance .....	-114	-6,292	-1,173	19,982	13,804	13,690
Loans to International Monetary Fund .....	.....	.....	-495	.....	.....	.....
Other cash and monetary assets .....	927	908	386	23,983	23,964	24,891
Total cash and monetary assets .....	41,258	-5,151	18,476	103,507	57,098	98,356
Net Activity, Guaranteed Loan Financing .....	-2,472	-4,327	-4,156	-18,518	-20,373	-22,845
Net Activity, Direct Loan Financing .....	9,727	21,744	18,605	83,894	95,911	105,638
Miscellaneous asset accounts .....	2,181	-1,602	1,579	1,496	-2,288	-106
<b>Total asset accounts .....</b>	<b>50,694</b>	<b>10,664</b>	<b>34,505</b>	<b>170,378</b>	<b>130,348</b>	<b>181,043</b>
<b>Excess of liabilities (+) or assets (-) .....</b>	<b>-65,868</b>	<b>-233,780</b>	<b>-125,369</b>	<b>+3,520,361</b>	<b>+3,352,449</b>	<b>+3,286,581</b>
Transactions not applied to current year's surplus or deficit (see Schedule A for Details) .....	46	-3,213	1,009	.....	-3,258	-3,213
<b>Total budget and off-budget federal entities (financing of deficit (+) or disposition of surplus (-)) .....</b>	<b>-65,822</b>	<b>-236,993</b>	<b>-124,360</b>	<b>+3,520,361</b>	<b>+3,349,191</b>	<b>+3,283,369</b>

<sup>1</sup>Outlays for the Department of the Interior have been decreased in October 1999 by \$329 million; to reflect the reclassification of the "Tribal Trust funds", Office of the Special Trustee for the American Indians; from a trust fund to a deposit fund.

<sup>2</sup>Major sources of information used to determine Treasury's operating cash income include Federal Reserve Banks, the Treasury Regional Finance Centers, the Internal Revenue Service

Centers, the Bureau of the Public Debt and various electronic systems. Deposits are reflected as received and withdrawals are reflected as processed.

... No Transactions.

(\* \*) Less than \$500,000.

Note: Details may not add to totals due to rounding.

**Table 6. Schedule A—Analysis of Change in Excess of Liabilities of the U.S. Government, September 2000 and Other Periods**

[\$ millions]

Classification	This Month	Fiscal Year to Date	
		This Year	Prior Year
<b>Excess of liabilities beginning of period:</b>			
Based on composition of unified budget in preceding period .....	3,352,778	3,519,805	3,642,770
Adjustments during current fiscal year for changes in composition of unified budget:			
Revisions by federal agencies to the prior budget results .....	-329	556	2,960
<b>Excess of liabilities beginning of period (current basis) .....</b>	<b>3,352,449</b>	<b>3,520,361</b>	<b>3,645,730</b>
<b>Budget surplus (-) or deficit:</b>			
Based on composition of unified budget in prior fiscal yr .....	-65,822	-236,993	-124,360
Changes in composition of unified budget .....	.....	.....	.....
<b>Total surplus (-) or deficit (Table 2) .....</b>	<b>-65,822</b>	<b>-236,993</b>	<b>-124,360</b>
Total-on-budget (Table 2) .....	-61,944	-87,175	-670
Total-off-budget (Table 2) .....	-3,878	-149,818	-123,691
<b>Transactions not applied to current year's surplus or deficit:</b>			
Seigniorage .....	-432	-2,281	-1,018
Premium/Discount on buyback of U.S. Treasury securities .....	422	5,519	.....
Profit on sale of gold .....	-1	-3	-9
Net gain (-)/Loss for International Monetary Fund			
Loan valuation adjustments .....	.....	.....	19
Reclassification of aged unreconciled accounts .....	-35	-22	.....
<b>Total-transactions not applied to current year's surplus or deficit .....</b>	<b>-46</b>	<b>3,213</b>	<b>-1,009</b>
<b>Excess of liabilities close of period .....</b>	<b>3,286,581</b>	<b>3,286,581</b>	<b>3,520,361</b>

**Table 6. Schedule B—Securities Issued by Federal Agencies Under Special Financing Authorities, September 2000 and Other Periods**

[\$ millions]

Classification	Net Transactions (-) denotes net reduction of liability accounts			Account Balances Current Fiscal Year		
	This Month	Fiscal Year to Date		Beginning of		Close of This month
		This Year	Prior Year	This Year	This Month	
<b>Agency securities, issued under special financing authorities:</b>						
Obligations of the United States, issued by:						
Federal Deposit Insurance Corporation:						
FSLIC resolution fund .....	.....	.....	.....	63	63	63
Obligations guaranteed by the United States, issued by:						
Department of Housing and Urban Development:						
Federal Housing Administration .....	17	112	-59	114	210	227
Obligations not guaranteed by the United States, issued by:						
Legislative Branch:						
Architect of the Capitol .....	1	-2	-2	175	172	173
Independent agencies:						
Farm Credit System Financial Assistance Corporation .....	-89	-89	-397	864	864	775
Federal Communications Commission .....	.....	125	.....	.....	125	125
National Archives and Records Administration .....	.....	-6	-5	276	271	271
Postal Service .....	.....	-583	-83	634	51	51
Tennessee Valley Authority .....	102	-390	-308	26,378	25,886	25,987
<b>Total, agency securities .....</b>	<b>31</b>	<b>-832</b>	<b>-854</b>	<b>28,505</b>	<b>27,641</b>	<b>27,672</b>

... No Transactions.

(\* \*) Less than \$500,000.

Note: Details may not add to totals due to rounding.

**Table 6. Schedule C (Memorandum)—Federal Agency Borrowing Financed Through the Issue of Public Debt Securities, September 2000 and Other Periods**

[\$ millions]

Classification	Transactions			Account Balances Current Fiscal Year		
	This Month	Fiscal Year to Date		Beginning of		Close of This month
		This Year	Prior Year	This Year	This Month	
<b>Borrowing from the Treasury:</b>						
Department of Agriculture:						
Farm Service Agency:						
Commodity Credit Corporation .....	5,913	-5,763	12,020	29,563	17,887	23,800
Agricultural credit insurance fund .....	-1,756	111	668	3,058	4,926	3,170
Farm storage facility loans .....	349	.....	.....	.....	349	349
Natural Resources Conservation Service .....	.....	1	(* *)	4	4	4
Rural Housing Service:						
Rural community facility loans fund .....	-30	102	92	704	835	806
Rural housing insurance .....	-223	805	605	7,802	8,830	8,607
Rural Business – Cooperative Service:						
Rural business and industry loans .....	3	32	22	48	77	80
Rural development loan fund .....	1	12	23	151	162	163
Rural economic development loan fund .....	-6	(* *)	13	62	68	62
Rural Utilities Service:						
Rural water and waste disposal fund .....	-29	478	387	2,917	3,424	3,395
Rural communication development fund .....	.....	.....	.....	25	25	25
Rural electrification and telecommunications fund .....	46	492	353	9,585	10,031	10,077
Rural telephone bank .....	-63	-13	-124	308	358	295
Distance learning and telemedicine program .....	-3	(* *)	1	1	5	2
Rural development insurance fund .....	.....	-105	-75	1,001	896	896
Foreign Agricultural Service .....	-52	-32	119	761	780	729
Department of Commerce:						
National Oceanic and Atmospheric Administration:						
Fisheries finance .....	-9	4	87	142	154	145
Fishing vessel obligations .....	.....	.....	(* *)	10	10	10
Department of Education:						
College housing and academic facilities loans .....	(* *)	-1	-27	370	369	369
Federal direct student loan program .....	-2,076	13,277	16,972	52,070	67,423	65,347
Federal family education loan program .....	.....	.....	-117	.....	.....	.....
Department of Energy:						
Bonneville Power Administration fund .....	60	-2	16	2,515	2,453	2,513
Department of Housing and Urban Development:						
Public and Indian Housing Programs:						
Low-rent public housing – loans and other expenses .....	-25	.....	.....	.....	25	.....
Housing Programs:						
Federal Housing Administration .....	-841	-841	1,417	7,996	7,996	7,155
Housing for the elderly and handicapped .....	-550	-975	-665	4,628	4,203	3,653
Department of Interior:						
Bureau of Reclamation loan fund .....	1	22	16	82	103	103
Helium fund .....	.....	.....	.....	252	252	252
Bureau of Indian Affairs .....	(* *)	(* *)	-2	26	26	26
Department of Justice:						
Federal Prison Industries, Incorporated .....	.....	.....	.....	20	20	20
Department of State:						
Repatriation loans .....	(* *)	(* *)	(* *)	(* *)	(* *)	(* *)
Department of Transportation:						
Minority business resource center fund .....	-15	-3	4	14	26	11
Federal Aviation Administration:						
Aircraft purchase loan guarantee program .....	(* *)	(* *)	.....	(* *)	(* *)	(* *)
Federal Highway Administration:						
Transportation infrastructure finance and innovation fund .....	-5	295	.....	.....	300	295
Federal Railroad Administration:						
Alameda corridor project .....	88	88	119	366	366	454
Other .....	.....	.....	.....	(* *)	(* *)	(* *)
Maritime Administration .....	-8	.....	.....	.....	8	.....
Department of Treasury:						
Community development financial institutions fund .....	(* *)	6	4	9	15	15
Federal Financing Bank revolving fund .....	4,797	-279	-5,921	28,115	23,039	27,836
Department of Veterans Affairs:						
Veterans housing benefit program fund .....	-1,875	-724	764	2,523	3,673	1,799
Native American veteran housing fund .....	-2	1	1	16	19	17
Vocational rehabilitation loan fund .....	-2	(* *)	(* *)	1	3	1
Corps of Engineers:						
Washington aqueduct .....	1	-5	10	23	17	18
Environmental Protection Agency:						
Abatement, control, and compliance loan program .....	.....	.....	.....	38	38	38
Federal Emergency Management Agency:						
National insurance development fund .....	-200	-199	19	544	545	345
Disaster assistance loan fund .....	.....	.....	9	59	59	59

**Table 6. Schedule C (Memorandum)—Federal Agency Borrowing Financed Through the Issue of Public Debt Securities, September 2000 and Other Periods—Continued**

[\$ millions]

Classification	Transactions			Account Balances Current Fiscal Year		
	This Month	Fiscal Year to Date		Beginning of		Close of This month
		This Year	Prior Year	This Year	This Month	
<b>Borrowing from the Treasury:—Continued</b>						
General Services Administration:						
Columbia Hospital for Women .....	8	8	.....	.....	.....	8
Land acquisition and development fund .....	.....	.....	.....	(* *)	(* *)	(* *)
International Assistance Program:						
International Security Assistance:						
Foreign military loan program .....	-505	-129	-34	1,508	1,884	1,379
Military debt reduction .....	-14	-5	(* *)	7	16	2
Agency for International Development:						
International debt reduction .....	23	-33	-86	148	92	115
Housing and other credit guaranty programs .....	-48	-48	-24	48	48	.....
Microenterprise and small enterprise development .....	.....	.....	(* *)	2	2	2
Overseas Private Investment Corporation .....	-3	(* *)	-6	63	66	63
Small Business Administration:						
Business loan fund .....	.....	9	22	421	430	430
Disaster loan fund .....	.....	177	244	9,404	9,582	9,582
Independent agencies:						
Export-Import Bank of the United States .....	-21	-1,703	2,647	6,603	4,921	4,900
Federal Communications Commission:						
Spectrum auction loan fund .....	-420	1,369	-619	3,939	5,727	5,307
Presidio trust fund .....	20	20	20	20	20	40
Railroad Retirement Board:						
Rail industry pension fund .....	.....	.....	.....	2,128	2,128	2,128
Social Security equivalent benefit account .....	263	26	-145	2,720	2,483	2,746
Smithsonian Institution:						
John F. Kennedy Center parking facilities .....	.....	.....	.....	20	20	20
Tennessee Valley Authority .....	.....	.....	.....	150	150	150
<b>Total agency borrowing from the Treasury financed through public debt securities issued .....</b>	<b>2,443</b>	<b>6,825</b>	<b>28,833</b>	<b>182,988</b>	<b>187,370</b>	<b>189,813</b>
<b>Borrowing from the Federal Financing Bank:</b>						
Department of Agriculture:						
Rural Housing Service:						
Rural housing insurance fund .....	-120	-1,585	-2,375	7,125	5,660	5,540
Rural Utilities Service:						
Rural electrification and telecommunications fund .....	-520	-1,167	-282	18,485	17,837	17,317
Rural development insurance fund .....	.....	.....	-265	3,410	3,410	3,410
Department of Defense:						
Department of Navy .....	.....	.....	.....	1,624	1,624	1,624
Defense agencies .....	.....	-91	-86	-486	-577	-577
Department of Education:						
Historically Black college and university capital financing fund .....	(* *)	10	6	11	21	21
Department of Health and Human Services:						
Medical facilities guarantee and loan fund .....	.....	-3	-4	3	1	1
Health maintenance organization loan and loan guarantee fund .....	.....	-2	-1	2	(* *)	(* *)
Department of Housing and Urban Development:						
Low-rent housing – loans and other expenses .....	.....	-71	-72	1,420	1,348	1,348
Community development grants .....	(* *)	-3	-17	13	11	10
Department of Interior:						
Assistance to territories .....	.....	-1	-1	16	15	15
Department of Transportation:						
Railroad rehabilitation and improvement loan fund .....	(* *)	(* *)	(* *)	4	4	4
General Services Administration:						
Federal buildings fund .....	-4	-92	-68	2,405	2,317	2,313
International Assistance Program:						
Foreign military financing program .....	-18	-220	-218	2,611	2,408	2,390
Small Business Administration:						
Business loan fund .....	-2	-35	-40	194	162	159
Independent agencies:						
Postal Service .....	5,462	2,983	583	6,279	3,800	9,262
<b>Total borrowing from the Federal Financing Bank .....</b>	<b>4,797</b>	<b>-279</b>	<b>-2,839</b>	<b>43,116</b>	<b>38,041</b>	<b>42,837</b>

Note: This table includes lending by the Federal Financing Bank accomplished by the purchase of agency financial assets, by the acquisition of agency debt securities, and by direct loans on behalf of an agency. The Federal Financing Bank borrows from Treasury and issues its own securities and in turn may loan these funds to agencies in lieu of agencies borrowing directly through Treasury or issuing their own securities.

... No Transactions.

(\* \*) Less than \$500,000.

Note: Details may not add to totals due to rounding.

**Table 6. Schedule D—Investments of Federal Government Accounts in Federal Securities, September 2000 and Other Periods**

[\$ millions]

Classification	Net Purchases or Sales (-)			Securities Held as Investments Current Fiscal Year		
	This Month	Fiscal Year to Date		Beginning of		Close of This month
		This Year	Prior Year	This Year	This Month	
<b>Federal funds:</b>						
Department of Agriculture .....	2	4	4	18	20	22
Department of Commerce .....	-2	-7	-5	11	5	4
Department of Defense—Military:						
Defense cooperation account .....	.....	(* *)	(* *)	1	1	1
Department of Energy .....	-79	2,865	4,399	16,848	19,792	19,713
Department of Housing and Urban Development:						
Housing Programs:						
Federal Housing Administration fund .....	-376	2,319	597	14,947	17,643	17,266
Government National Mortgage Association:						
Guarantees of mortgage-backed securities .....	-1	409	332	5,781	6,191	6,190
Other .....	.....	-205	37	205	.....	.....
Department of the Interior .....	10	1,031	151	2,446	3,467	3,477
Department of Labor .....	-132	1,203	600	9,375	10,710	10,578
Department of Transportation .....	1	4	-40	103	106	107
Department of the Treasury .....	-1,634	-4,259	-713	15,676	13,051	11,417
Department of Veterans Affairs:						
Canteen service revolving fund .....	(* *)	1	-1	37	39	39
Veterans reopened insurance fund .....	-4	-9	-6	509	504	500
Servicemen's group life insurance fund .....	(* *)	(* *)	(* *)	5	5	5
Independent agencies:						
Export-Import Bank of the United States .....	-899	47	489	1,017	1,963	1,064
Federal Deposit Insurance Corporation:						
Bank insurance fund .....	44	967	914	28,359	29,281	29,326
Savings association insurance fund .....	-7	603	542	10,144	10,754	10,747
FSLIC resolution fund .....	77	204	217	2,304	2,430	2,508
National Credit Union Administration .....	8	213	253	4,159	4,364	4,372
Postal Service .....	471	277	-191	809	615	1,086
Other .....	112	914	24	2,738	3,540	3,652
Other .....	56	-114	423	4,626	4,456	4,512
Total public debt securities .....	-2,353	6,467	8,028	120,117	128,937	126,584
<b>Total Federal funds .....</b>	<b>-2,353</b>	<b>6,467</b>	<b>8,028</b>	<b>120,117</b>	<b>128,937</b>	<b>126,584</b>
<b>Trust funds:</b>						
Legislative Branch:						
Library of Congress .....	1	(* *)	5	33	32	33
United States Tax Court .....	.....	(* *)	(* *)	7	7	7
Other .....	(* *)	2	1	37	39	39
Judicial Branch:						
Judicial retirement funds .....	-3	53	45	444	500	497
Department of Agriculture .....	-11	.....	-6	.....	11	.....
Department of Defense—Military:						
Voluntary separation incentive fund .....	-38	-3	16	889	924	886
Other .....	-2	1	-4	60	63	62



**Table 6. Schedule D—Investments of Federal Government Accounts in Federal Securities, September 2000 and Other Periods—Continued**

Classification	[\$ millions]					
	Net Purchases or Sales (-)			Securities Held as Investments Current Fiscal Year		
	This Month	Fiscal Year to Date		Beginning of		Close of This month
This Year		Prior Year	This Year	This Month		
<b>Trust Funds—Continued</b>						
Department of Health and Human Services:						
Federal hospital insurance trust fund .....	5,233	15,092	35,517	153,767	163,625	168,859
Federal supplementary medical insurance trust fund .....	-317	18,547	-12,973	26,528	45,392	45,075
Other .....	28	152	148	1,446	1,569	1,598
Department of the Interior .....	.....	-387	-10	387	(* *)	(* *)
Department of Justice .....	1	80	-72	22	100	101
Department of Labor:						
Unemployment trust fund .....	-1,483	9,042	6,716	77,358	87,882	86,399
Other .....	-10	7	2	57	74	64
Department of State:						
Foreign Service retirement and disability fund .....	-1	527	581	10,131	10,659	10,658
Other .....	-1	.....	-3	.....	1	.....
Department of Transportation:						
Airport and airway trust fund .....	-102	683	3,864	12,414	13,199	13,097
Highway trust fund .....	1,835	2,940	10,157	28,083	29,188	31,023
Other .....	32	180	74	2,212	2,360	2,392
Department of Treasury .....	-30	27	1	311	368	338
Department of Veterans Affairs:						
General post fund, national homes .....	28	7	6	51	30	57
National service life insurance .....	-103	-149	-55	11,954	11,907	11,804
United States government life insurance fund .....	-1	-6	-6	80	74	73
Veterans special life insurance fund .....	-12	43	37	1,666	1,721	1,709
Corps of Engineers .....	41	109	355	1,976	2,044	2,085
Other Defense Civil Programs:						
Military retirement fund .....	-1,807	8,074	7,431	141,274	151,154	149,348
Other .....	6	161	83	776	931	937
Environmental Protection Agency .....	80	-256	-477	6,052	5,716	5,795
Federal Emergency Management Agency .....	.....	(* *)	2	2	1	1
National Aeronautics and Space Administration .....	(* *)	(* *)	-3	13	14	14
Office of Personnel Management:						
Civil service retirement and disability fund:						
Public debt securities .....	22,977	31,347	33,883	480,640	489,010	511,986
Agency securities .....	.....	-583	-3,283	634	51	51
Employees life insurance fund .....	-3	1,617	1,379	20,755	22,375	22,372
Employees and retired employees health benefits fund .....	107	154	-430	5,835	5,882	5,989
Social Security Administration:						
Federal old-age and survivors insurance trust fund .....	4,347	131,293	108,944	762,226	889,172	893,519
Federal disability insurance trust fund .....	1,167	21,041	15,670	92,666	112,541	113,707
Independent agencies:						
Harry S. Truman Memorial Scholarship trust fund .....	-1	1	1	57	59	58
Japan-United States Friendship Commission .....	(* *)	(* *)	26	42	42	42
Railroad Retirement Board .....	-9	478	2,535	24,345	24,832	24,823
Other .....	-37	-286	3,345	3,964	3,715	3,678
Total public debt securities .....	31,911	240,570	216,786	1,868,557	2,077,216	2,109,126
Total agency securities .....	.....	-583	-3,283	634	51	51
<b>Total trust funds .....</b>	<b>31,911</b>	<b>239,987</b>	<b>213,503</b>	<b>1,869,191</b>	<b>2,077,267</b>	<b>2,109,177</b>
<b>Grand total .....</b>	<b>29,557</b>	<b>246,453</b>	<b>221,530</b>	<b>1,989,308</b>	<b>2,206,204</b>	<b>2,235,761</b>

... No Transactions.  
 (\* \*) Less than \$500,000.

Note: Investments are in public debt securities unless otherwise noted.  
 Note: Details may not add to totals due to rounding.

**Table 6. Schedule E—Net Activity, Guaranteed and Direct Loan Financing, September 2000 and Other Periods**

[\$ millions]

Classification	Net Transactions (-) denotes net reduction of asset accounts			Account Balances Current Fiscal Year		
	This Month	Fiscal Year to Date		Beginning of		Close of This month
		This Year	Prior Year	This Year	This Month	
<b>Guaranteed Loan Financing Activity:</b>						
Department of Agriculture:						
Farm Service Agency:						
Commodity Credit Corporation export fund .....	40	-196	15	-484	-720	-679
Agricultural credit insurance fund .....	-13	10	-19	-275	-252	-265
Rural Housing Service:						
Rural community facility loans .....	(* *)	(* *)	4	1	1	1
Rural housing insurance fund .....	1	26	-130	-210	-185	-184
Rural Business-Cooperative Service:						
Rural business and industry loans .....	-5	33	-57	-87	-49	-54
Rural Utilities Service:						
Rural water and waste disposal fund .....	(* *)	(* *)	(* *)	-24	-24	-24
Department of Commerce:						
National Oceanic and Atmospheric Administration:						
Fishing vessel obligations .....	(* *)	(* *)	-1	7	7	7
Department of Defense—Military .....	(* *)	-1	-1	-4	-4	-5
Department of Education:						
Office of Student Financial Assistance:						
Federal family education loans .....	-1,541	-1,588	-893	-8,876	-8,922	-10,464
Department of Health and Human Services:						
Health Resources and Services Administration:						
Health center loans .....	(* *)	(* *)	(* *)	-1	-1	(* *)
Health education assistance loans .....	-19	-6	-37	-299	-286	-305
Department of Housing and Urban Development:						
Public and Indian Housing Programs:						
Indian housing loans .....	-1	-2	-2	-6	-8	-8
Community Planning and Development:						
Community development loans .....	-5	-7	-9	-16	-17	-22
Housing Programs:						
FHA-Mutual mortgage insurance loans .....	150	-269	-1,589	3,480	3,061	3,211
FHA-General and special risk fund .....	-422	-467	-274	-364	-410	-832
Government National Mortgage Association:						
Guarantees of mortgaged-backed securities .....	235	-108	-84	-508	-850	-615
Department of the Interior:						
Bureau of Indian Affairs .....	-3	-14	-10	-29	-40	-43
Department of Transportation:						
Maritime Administration .....	-32	-80	56	-190	-239	-270
Department of Veterans Affairs:						
Veterans Benefits Administration:						
Veterans housing benefit program fund .....	-356	-583	-928	-4,547	-4,774	-5,129
International Assistance Program:						
Agency for International Development:						
Ukraine export credit insurance fund .....	-2	-2	-2	-30	-30	-32
Loan guarantees to Israel .....	-37	-37	-35	-550	-550	-587
Urban and environmental credit guaranteed loans .....	-10	-9	-18	-68	-67	-77
Microenterprise and small enterprise development .....	(* *)	(* *)	1	-2	-2	-2
Development credit authority loan fund .....	(* *)	(* *)	.....	.....	(* *)	(* *)
Overseas Private Investment Corporation .....	-25	-81	-96	-371	-426	-452
Small Business Administration:						
Business loan fund .....	-44	-84	387	-822	-862	-906
Independent agencies:						
Export-Import Bank of the United States .....	-385	-864	-436	-4,245	-4,725	-5,109
<b>Net Activity, Guaranteed Loan Financing .....</b>	<b>-2,472</b>	<b>-4,327</b>	<b>-4,156</b>	<b>-18,518</b>	<b>-20,373</b>	<b>-22,845</b>
<b>Direct Loan Financing Activity:</b>						
Department of Agriculture:						
Farm Service Agency:						
Agricultural credit insurance fund .....	212	126	643	2,696	2,611	2,822
Farm storage facility loans .....	8	10	.....	.....	2	10
Natural Resources Conservation Service:						
Agricultural resource conservation demonstration program .....	(* *)	1	1	-2	-1	-1
Rural Housing Service:						
Rural community facility loans fund .....	67	118	143	459	510	577
Rural housing insurance fund .....	643	877	590	7,607	7,841	8,483
Rural Business-Cooperative Service:						
Rural business and industry loan fund .....	6	27	23	43	64	70
Rural development loan fund .....	13	23	28	131	140	154
Rural economic development loan fund .....	5	4	14	54	53	58

**Table 6. Schedule E—Net Activity, Guaranteed and Direct Loan Financing, September 2000 and Other Periods—Continued**

[\$ millions]

Classification	Net Transactions (-) denotes net reduction of asset accounts			Account Balances Current Fiscal Year		
	This Month	Fiscal Year to Date		Beginning of		Close of This month
		This Year	Prior Year	This Year	This Month	
<b>Direct Loan Financing Activity:—Continued</b>						
Department of Agriculture:—Continued						
Rural Utilities Service:						
Rural water and waste disposal loans .....	255	571	461	1,940	2,256	2,511
Rural electrification and telecommunications fund .....	356	1,214	781	5,402	6,260	6,615
Rural telephone bank .....	20	20	39	205	206	226
Distance learning and telemedicine program .....	(* *)	1	1	1	1	1
Rural development insurance fund .....	.....	.....	.....	1,065	1,065	1,065
Foreign Agricultural Service:						
P.L. 480 direct loan fund .....	40	95	47	417	472	512
International debt reduction .....	-20	-19	-9	34	35	15
P.L. 480, title 1, Food for progress credits .....	11	-5	-3	180	164	175
Department of Commerce:						
National Oceanic and Atmospheric Administration:						
Fisheries finance .....	5	5	98	124	123	128
Department of Education:						
Office of Postsecondary Education:						
College housing and academic facilities loans .....	1	4	4	18	21	22
Historically Black college and university capital financing fund .....	(* *)	10	6	11	21	21
Office of Student Financial Assistance:						
Federal direct student loan program .....	7,257	16,229	14,056	46,852	55,823	63,081
Department of Housing and Urban Development:						
Housing Programs:						
FHA-Mutual mortgage insurance loans .....	-5	-5	-2	-1	-1	-6
FHA-General and special risk fund .....	(* *)	(* *)	-1	(* *)	(* *)	(* *)
Department of the Interior:						
Bureau of Reclamation .....	5	10	17	81	86	91
Bureau of Indian Affairs .....	2	-7	(* *)	24	16	17
Department of State:						
Administration of Foreign Affairs:						
Repatriation loans .....	(* *)	(* *)	(* *)	-2	-2	-2
Department of Transportation:						
Office of the Secretary:						
Minority business resource center .....	(* *)	(* *)	2	7	6	7
Federal Highway Administration:						
Transportation infrastructure finance and innovation fund .....	4	295	.....	.....	291	295
Federal Railroad Administration:						
Alameda corridor project .....	88	88	119	366	366	454
Railroad rehabilitation and improvement loan fund .....	(* *)	(* *)	(* *)	2	2	2
Amtrak corridor improvement loans .....	.....	.....	.....	-1	-1	-1
Department of the Treasury:						
Departmental Offices:						
Community development financial institutions fund .....	(* *)	2	3	7	9	9
Financial Management Service .....	.....	.....	.....	(* *)	(* *)	(* *)
Department of Veterans Affairs:						
Veterans Benefits Administration:						
Veterans housing benefit program fund .....	-64	-70	678	1,559	1,554	1,490
Native American veteran housing fund .....	1	1	1	16	15	16
Vocational rehabilitation loan fund .....	(* *)	(* *)	(* *)	1	1	1
Environmental Protection Agency:						
Abatement, control, and compliance loan program .....	1	-3	-2	34	30	31
Federal Emergency Management Agency:						
Disaster assistance loan fund .....	2	-67	18	58	-11	-9
General Services Administration:						
Columbia hospital for women .....	7	7	.....	.....	.....	7
International Assistance Program:						
International Security Assistance:						
Foreign military loan program .....	317	-119	56	1,429	993	1,310
Military debt reduction .....	-12	-5	(* *)	7	14	2
Agency for International Development:						
International debt reduction .....	-76	-79	-43	83	80	4
Microenterprise and small enterprise development .....	(* *)	-1	(* *)	2	1	1
Overseas Private Investment Corporation .....	(* *)	-10	-3	39	29	29
Small Business Administration:						
Business loan fund .....	-97	-117	-5	84	65	-32
Disaster loan fund .....	-141	527	-232	3,982	4,651	4,509
Independent agencies:						
Export-Import Bank of the United States .....	338	585	1,679	4,986	5,234	5,572
Federal Communications Commission:						
Spectrum auction loan fund .....	479	1,399	-604	3,898	4,818	5,297
Other .....	.....	.....	(* *)	.....	.....	.....
<b>Net Activity, Direct Loan Financing .....</b>	<b>9,727</b>	<b>21,744</b>	<b>18,605</b>	<b>83,894</b>	<b>95,911</b>	<b>105,638</b>

Note: Federal credit programs provide benefits to the public in the form of direct loans and loan guarantees. This table reflects cash transactions and balances of the nonbudgetary financing fund accounts that result from the disbursement of loans, collection of fees, repayment of principle, sale of collateral, interest, and subsidy received from the credit program accounts at net present value in accordance with the *Credit Reform Act of 1990*. Unreimbursed costs such as

administrative expenses and subsidy payments are reported on a cash basis and included within each program's budgetary totals in Table 5.

... No Transactions.

(\* \*) Less than \$500,000.

Note: Details may not add to totals due to rounding.

**Table 7. Receipts and Outlays of the U.S. Government by Month, Fiscal Year 2000**  
 [\$ millions]

Classification	Oct.	Nov.	Dec.	Jan.	Feb.	March	April	May	June	July	Aug.	Sept.	Fiscal Year To Date	Com-parable Period Prior F.Y.
<b>Receipts:</b>														
Individual income taxes .....	63,505	57,477	94,535	111,306	45,731	44,789	184,237	63,687	100,458	66,301	68,033	104,402	1,004,461	879,480
Corporation income taxes .....	2,180	1,653	44,946	5,335	1,777	24,272	27,694	5,773	40,534	5,013	4,674	43,437	207,288	184,680
Social insurance and retirement receipts:														
Employment and general retirement .....	42,412	45,759	47,742	58,819	47,859	52,565	65,095	49,212	60,034	47,136	48,132	55,682	620,447	580,880
Unemployment insurance .....	1,049	2,868	266	1,319	2,280	317	2,557	10,778	311	2,145	3,584	168	27,641	26,480
Other retirement .....	418	386	412	346	376	447	370	403	426	369	366	443	4,763	4,472
Excise taxes .....	4,181	6,072	5,709	5,316	5,076	5,722	5,934	5,391	6,093	6,022	5,580	7,769	68,866	70,412
Estate and gift taxes .....	2,554	2,465	2,575	2,116	1,768	2,379	4,243	2,480	2,087	1,872	2,304	2,168	29,010	27,782
Customs duties .....	1,788	1,621	1,612	1,457	1,212	1,681	1,503	1,598	1,767	1,781	2,071	1,823	19,913	18,336
Miscellaneous receipts .....	2,948	3,075	3,398	3,464	2,597	3,412	3,515	6,678	3,165	3,435	3,383	3,579	42,647	34,781
<b>Total—Receipts this year .....</b>	<b>121,035</b>	<b>121,375</b>	<b>201,196</b>	<b>189,478</b>	<b>108,675</b>	<b>135,582</b>	<b>295,148</b>	<b>146,002</b>	<b>214,875</b>	<b>134,074</b>	<b>138,128</b>	<b>219,471</b>	<b>2,025,038</b>	<b>.....</b>
<b>(On-budget) .....</b>	<b>89,009</b>	<b>86,909</b>	<b>162,772</b>	<b>143,838</b>	<b>71,090</b>	<b>94,587</b>	<b>244,662</b>	<b>107,469</b>	<b>168,318</b>	<b>97,681</b>	<b>101,429</b>	<b>176,692</b>	<b>1,544,455</b>	<b>.....</b>
<b>(Off-budget) .....</b>	<b>32,026</b>	<b>34,466</b>	<b>38,424</b>	<b>45,640</b>	<b>37,585</b>	<b>40,996</b>	<b>50,486</b>	<b>38,533</b>	<b>46,556</b>	<b>36,393</b>	<b>36,699</b>	<b>42,779</b>	<b>480,583</b>	<b>.....</b>
<i>Total—Receipts prior year .....</i>	<i>119,974</i>	<i>113,978</i>	<i>178,646</i>	<i>171,728</i>	<i>99,502</i>	<i>130,416</i>	<i>266,229</i>	<i>98,663</i>	<i>199,507</i>	<i>121,923</i>	<i>126,324</i>	<i>200,413</i>	<i>.....</i>	<i>1,827,302</i>
<i>(On budget) .....</i>	<i>90,064</i>	<i>81,836</i>	<i>143,338</i>	<i>129,927</i>	<i>65,146</i>	<i>92,548</i>	<i>219,490</i>	<i>62,723</i>	<i>156,929</i>	<i>87,959</i>	<i>91,554</i>	<i>161,321</i>	<i>.....</i>	<i>1,382,834</i>
<i>(Off budget) .....</i>	<i>29,910</i>	<i>32,142</i>	<i>35,309</i>	<i>41,801</i>	<i>34,356</i>	<i>37,867</i>	<i>46,739</i>	<i>35,940</i>	<i>42,578</i>	<i>33,964</i>	<i>34,770</i>	<i>39,093</i>	<i>.....</i>	<i>444,468</i>
<b>Outlays</b>														
Legislative Branch .....	499	238	233	229	192	237	209	271	219	201	187	197	2,913	2,612
Judicial Branch .....	396	322	316	304	315	408	306	319	323	322	346	411	4,087	3,793
Department of Agriculture:														
Commodity Credit Corporation and Foreign Agricultural Service .....	6,285	7,305	3,939	3,894	1,329	968	1,140	277	702	286	863	6,201	33,190	20,174
Other .....	3,291	3,684	3,866	3,686	3,485	3,215	3,327	3,564	3,768	3,176	3,558	3,917	42,538	42,665
Department of Commerce .....	447	531	511	380	503	729	731	1,406	983	594	631	485	7,931	5,036
Department of Defense:														
Military:														
Military Personnel .....	5,907	5,890	8,366	3,268	6,099	8,584	3,517	6,003	9,032	3,593	6,548	9,144	75,950	69,503
Operation and Maintenance .....	6,615	8,651	9,299	7,650	8,644	10,390	8,388	8,724	9,234	7,549	8,881	11,846	105,871	96,420
Procurement .....	4,062	3,818	5,939	2,989	3,552	5,790	3,868	4,079	5,140	3,916	4,354	4,111	51,616	48,824
Research, Development, Test, and Evaluation .....	2,854	2,696	4,301	2,369	2,775	4,314	2,758	2,910	3,957	2,668	2,850	3,157	37,608	37,362
Military Construction .....	463	417	709	252	447	390	307	456	421	397	456	396	5,111	5,519
Family Housing .....	252	236	290	275	254	305	280	275	304	267	319	359	3,417	3,692
Revolving and Management funds .....	162	332	1,118	-241	-144	556	-227	541	317	407	428	60	3,308	884
Other .....	2,279	-511	-69	-4	-450	-2,051	1,534	-279	120	-132	-153	-1,932	-1,648	-826
<b>Total Military .....</b>	<b>22,593</b>	<b>21,529</b>	<b>29,953</b>	<b>16,557</b>	<b>21,178</b>	<b>28,278</b>	<b>20,425</b>	<b>22,708</b>	<b>28,523</b>	<b>18,665</b>	<b>23,683</b>	<b>27,141</b>	<b>281,233</b>	<b>261,379</b>
Department of Education .....	3,097	2,309	3,037	2,756	3,185	4,293	2,534	2,997	2,689	1,415	3,513	1,483	33,308	32,435
Department of Energy .....	1,328	1,219	1,583	837	1,029	1,136	1,080	1,222	1,384	1,097	1,121	1,973	15,010	16,054
Department of Health and Human Services:														
Public Health Service .....	2,113	2,318	2,409	2,326	2,348	2,437	2,119	2,427	2,513	2,466	2,479	2,324	28,281	25,554
Health Care Financing Administration:														
Grants to States for Medicaid .....	9,546	9,217	10,389	8,588	9,053	10,692	9,581	9,478	10,413	9,339	11,140	10,486	117,921	108,043
Federal hospital ins. trust fund .....	10,334	10,718	12,253	7,813	11,088	14,008	8,731	11,388	12,265	8,754	11,278	10,566	129,195	130,759
Federal supp. med. ins. trust fund .....	6,875	7,195	9,441	5,856	7,091	8,394	5,658	7,636	9,666	6,177	8,270	6,732	88,992	80,518
Other .....	5,198	5,363	5,854	8,217	4,987	6,929	8,271	5,464	6,722	5,550	5,581	7,658	75,795	70,296
Administration for Children and Families .....	2,688	2,622	3,715	2,969	3,162	3,677	3,121	2,897	3,044	3,066	3,211	3,246	37,418	34,497
Other .....	-6,757	-6,947	-7,429	-9,818	-6,916	-8,037	-9,880	-7,035	-8,312	-7,443	-7,065	-9,336	-94,975	-89,967
Department of Housing and Urban Development .....	2,844	2,635	4,263	630	2,292	3,667	1,924	2,732	3,573	1,546	2,456	2,267	30,830	32,736
Department of the Interior .....	692	618	926	572	706	565	597	491	783	516	573	997	8,036	7,814
Department of Justice .....	1,459	1,930	1,532	1,572	1,567	1,876	1,438	1,894	1,604	1,406	1,687	1,595	19,561	18,318
Department of Labor:														
Unemployment trust fund .....	1,630	1,705	2,140	2,301	2,475	2,518	2,023	1,916	1,892	1,860	1,979	1,710	24,149	24,870
Other .....	606	673	1,160	731	97	-168	566	485	729	760	773	794	7,205	7,589
Department of State .....	466	553	1,280	517	545	481	483	486	478	536	458	566	6,849	6,463
Department of Transportation:														
Highway trust fund .....	2,032	2,236	2,039	1,786	1,326	1,932	1,766	2,158	2,123	2,359	2,807	2,366	24,930	22,779
Other .....	1,958	1,914	1,775	1,412	1,612	1,811	1,414	1,742	2,105	1,428	2,049	1,880	21,101	19,057
Department of the Treasury:														
Interest on the public debt .....	19,373	25,690	73,268	19,690	20,779	20,889	19,879	26,802	75,884	19,333	22,301	18,231	362,118	353,511
Other .....	407	-170	1,492	1,548	13,230	8,076	3,016	2,312	1,494	1,453	471	-4,634	28,694	33,191
Department of Veterans Affairs:														
Compensation and pensions .....	1,765	1,760	3,482	124	1,866	3,610	147	1,871	3,583	120	1,901	3,590	23,820	21,148
National service life .....	81	68	83	76	97	102	98	78	89	80	81	108	1,041	997
United States Government Life .....	1	1	1	1	1	1	1	1	1	1	1	1	11	12
Other .....	1,842	1,953	1,743	1,781	1,779	2,144	1,928	2,065	1,606	1,720	1,736	1,920	22,215	21,013

**Table 7. Receipts and Outlays of the U.S. Government by Month, Fiscal Year 2000—Continued**  
 [\$ millions]

Classification	Oct.	Nov.	Dec.	Jan.	Feb.	March	April	May	June	July	Aug.	Sept.	Fiscal Year To Date	Comparable Period Prior F.Y.
<b>Outlays—Continued</b>														
Corps of Engineers .....	254	381	505	273	353	332	327	330	423	355	403	399	4,334	4,186
Other Defense Civil Programs .....	2,648	2,704	2,700	2,749	2,752	2,771	2,779	2,765	2,742	2,743	2,755	2,751	32,861	32,008
Environmental protection .....	536	566	617	518	532	691	553	637	629	544	646	768	7,236	6,752
Executive Office of the President .....	22	19	20	20	48	25	21	23	20	21	22	21	284	416
Federal Emergency Management Agency .....	423	460	366	266	281	233	208	216	279	120	140	175	3,168	4,040
General Services Administration .....	-23	530	-305	-52	-9	137	45	101	46	-108	-107	-230	25	-46
International Assistance Program:														
International Security Assistance .....	178	142	2,856	-49	96	806	179	223	564	846	118	575	6,534	5,405
Multilateral Assistance .....	275	3	27	291	161	60	319	36	156	309	21	101	1,759	1,857
International Development Assistance .....	154	468	343	90	299	72	308	213	295	67	237	406	2,953	2,410
Other .....	103	425	-735	517	431	-569	651	27	-487	122	476	-124	838	389
National Aeronautics and Space Administration .....	983	1,205	1,305	818	1,030	1,214	1,065	1,183	1,276	972	1,197	1,196	13,442	13,665
National Science Foundation .....	256	278	294	222	315	281	252	258	318	316	379	317	3,487	3,285
Office of Personnel Management .....	3,959	3,734	4,175	4,207	3,768	4,081	4,360	3,820	4,082	4,303	4,050	4,118	48,660	47,515
Small Business Administration .....	11	77	43	49	-962	166	213	37	51	23	-430	298	-422	58
Social Security Administration:														
Federal old-age and survivors ins. trust fund (off-budget) .....	28,236	28,115	28,325	28,793	28,814	28,909	28,971	30,744	33,318	29,586	29,598	30,018	353,427	337,916
Federal disability ins. trust fund (off-budget) .....	4,492	4,418	4,509	4,618	4,636	4,725	4,714	4,730	4,875	4,680	4,835	4,813	56,046	52,142
Other .....	2,421	2,508	4,885	74	2,506	4,854	74	2,626	4,916	35	2,561	4,878	32,337	29,732
Independent agencies:														
Fed. Deposit Ins. Corp.:														
Bank insurance fund .....	435	-163	70	-121	-204	-59	-142	-410	20	-43	-234	-57	-909	-1,035
Savings association insurance fund .....	-5	-105	-13	-107	-69	10	-8	-125	-20	-43	-89	11	-563	-435
FSLIC resolution fund:														
RTC closeout .....	-297	-118	-123	-160	-895	-114	361	-93	-40	397	-77	-33	-1,193	-3,364
Other .....	41	-9	-17	-10	-14	-17	3	-13	-14	-28	-48	-77	-203	-218
Office of Inspector General .....								14				16	30	28
Postal Service:														
Public enterprise funds (off-budget) .....	242	263	-1,370	-254	-524	328	-419	84	-346	-128	-660	4,812	2,029	1,021
Payments to the Postal Service fund .....	100												(* *)	100
Tennessee Valley Authority .....	-46	52	122	2	-143	-25	-86	25	81	-15	-195	-78	-307	2
Other independent agencies .....	1,889	2,233	1,859	511	1,358	1,568	1,220	1,478	-3,764	2,412	-111	889	11,542	10,916
Undistributed offsetting receipts:														
Employer share, employee retirement .....	-2,864	-2,790	-2,857	-2,704	-2,767	-2,963	-2,755	-2,918	-2,936	-2,831	-2,827	-6,638	-37,851	-35,594
Interest received by trust funds .....	-121	-5,528	-54,561	-145	-1,523	-1,119	-100	-5,674	-57,907	-86	-1,727	-420	-128,911	-118,634
Rents and royalties on outer continental shelf lands .....	-31	-651	-183	-424	-263	-307	-93	-779	-435	-837	-448	-127	-4,580	-3,098
Other .....	(* *)	(* *)	(* *)		(* *)	(* *)	(* *)	(* *)	(* *)	-1,502	(* *)	(* *)	-1,502	-1,754
<b>Totals this year:</b>														
<b>Total outlays .....</b>	<b>147,361</b>	<b>148,406</b>	<b>168,114</b>	<b>127,326</b>	<b>150,409</b>	<b>170,962</b>	<b>135,651</b>	<b>149,612</b>	<b>158,986</b>	<b>129,013</b>	<b>148,555</b>	<b>153,649</b>	<b>1,788,045</b>	.....
<b>(On-budget) .....</b>	<b>119,165</b>	<b>116,386</b>	<b>165,503</b>	<b>97,451</b>	<b>118,340</b>	<b>137,864</b>	<b>105,742</b>	<b>114,829</b>	<b>152,307</b>	<b>99,404</b>	<b>115,540</b>	<b>114,748</b>	<b>1,457,280</b>	.....
<b>(Off-budget) .....</b>	<b>28,196</b>	<b>32,020</b>	<b>2,611</b>	<b>29,874</b>	<b>32,069</b>	<b>33,098</b>	<b>29,909</b>	<b>34,783</b>	<b>6,679</b>	<b>29,609</b>	<b>33,016</b>	<b>38,901</b>	<b>330,765</b>	.....
<b>Total-surplus (+) or deficit (-) .....</b>	<b>-26,326</b>	<b>-27,031</b>	<b>+33,081</b>	<b>+62,152</b>	<b>-41,734</b>	<b>-35,380</b>	<b>+159,497</b>	<b>-3,611</b>	<b>+55,888</b>	<b>+5,061</b>	<b>-10,427</b>	<b>+65,822</b>	<b>+236,993</b>	.....
<b>(On-budget) .....</b>	<b>-30,157</b>	<b>-29,477</b>	<b>-2,732</b>	<b>+46,387</b>	<b>-47,250</b>	<b>-43,278</b>	<b>+138,920</b>	<b>-7,360</b>	<b>+16,012</b>	<b>-1,723</b>	<b>-14,110</b>	<b>+61,944</b>	<b>+87,175</b>	.....
<b>(Off-budget) .....</b>	<b>+3,830</b>	<b>+2,446</b>	<b>+35,813</b>	<b>+15,765</b>	<b>+5,516</b>	<b>+7,897</b>	<b>+20,577</b>	<b>+3,750</b>	<b>+39,877</b>	<b>+6,784</b>	<b>+3,683</b>	<b>+3,878</b>	<b>+149,818</b>	.....
<b>Total borrowing from the public ...</b>	<b>5,754</b>	<b>6,132</b>	<b>35,749</b>	<b>-83,985</b>	<b>17,131</b>	<b>39,746</b>	<b>-112,667</b>	<b>-53,755</b>	<b>-23,131</b>	<b>-31,307</b>	<b>9,995</b>	<b>-32,334</b>	<b>-222,671</b>	<b>-88,694</b>
<b>Total-outlays prior year .....</b>	<b>152,413</b>	<b>130,915</b>	<b>183,803</b>	<b>101,223</b>	<b>141,839</b>	<b>152,825</b>	<b>152,770</b>	<b>122,631</b>	<b>145,939</b>	<b>147,086</b>	<b>129,127</b>	<b>142,371</b>	.....	<b>1,702,942</b>
<b>(On-budget) .....</b>	<b>123,752</b>	<b>99,975</b>	<b>149,258</b>	<b>102,385</b>	<b>110,647</b>	<b>122,211</b>	<b>123,474</b>	<b>91,435</b>	<b>136,141</b>	<b>117,652</b>	<b>97,983</b>	<b>107,251</b>	.....	<b>1,382,164</b>
<b>(Off-budget) .....</b>	<b>28,661</b>	<b>30,940</b>	<b>34,544</b>	<b>-1,162</b>	<b>31,192</b>	<b>30,614</b>	<b>29,296</b>	<b>31,197</b>	<b>9,798</b>	<b>29,434</b>	<b>31,143</b>	<b>35,120</b>	.....	<b>320,778</b>
<b>Total-surplus (+) or deficit (-) prior year .....</b>	<b>-32,440</b>	<b>-16,937</b>	<b>-5,156</b>	<b>+70,505</b>	<b>-42,337</b>	<b>-22,409</b>	<b>+113,459</b>	<b>-23,969</b>	<b>+53,568</b>	<b>-25,164</b>	<b>-2,803</b>	<b>+58,042</b>	.....	<b>+124,360</b>
<b>(On-budget) .....</b>	<b>-33,688</b>	<b>-18,139</b>	<b>-5,921</b>	<b>+27,542</b>	<b>-45,501</b>	<b>-29,662</b>	<b>+96,016</b>	<b>-28,712</b>	<b>+20,788</b>	<b>-29,693</b>	<b>-6,430</b>	<b>+54,069</b>	.....	<b>+670</b>
<b>(Off-budget) .....</b>	<b>+1,249</b>	<b>+1,202</b>	<b>+765</b>	<b>+42,963</b>	<b>+3,164</b>	<b>+7,253</b>	<b>+17,443</b>	<b>+4,744</b>	<b>+32,779</b>	<b>+4,530</b>	<b>+3,627</b>	<b>+3,973</b>	.....	<b>+123,691</b>

... No transactions.  
 (\* \*) Less than \$500,000.  
 Note: Details may not add to totals due to rounding.

**Table 8. Trust Fund Impact on Budget Results and Investment Holdings as of September 30, 2000**

[\$ millions]

Classification	This Month			Fiscal Year to Date			Securities held as Investments Current Fiscal Year		
	Receipts	Outlays	Excess	Receipts	Outlays	Excess	Beginning of		Close of This Month
							This Year	This Month	
<b>Trust receipts, outlays, and investments held:</b>									
Airport and airway .....	1,511	881	630	10,544	9,043	1,501	12,414	13,199	13,097
Black lung disability .....	51	578	-527	520	1,008	-488	.....	.....	.....
Federal disability insurance .....	6,313	4,813	1,500	77,061	56,046	21,014	92,666	112,541	113,707
Federal employees life and health .....	.....	-102	102	.....	-1,641	1,641	26,590	28,258	28,362
Federal employees retirement .....	26,834	3,834	22,999	77,135	45,784	31,351	491,855	500,227	523,200
Federal hospital insurance .....	15,000	10,639	4,361	159,681	130,031	29,649	153,767	163,625	168,859
Federal old-age and survivors insurance .....	37,208	30,018	7,191	484,259	353,427	130,832	762,226	889,172	893,519
Federal supplementary medical insurance .....	7,202	6,732	470	89,239	88,992	247	26,528	45,392	45,075
Hazardous substance superfund .....	197	172	26	1,163	1,603	-441	4,593	4,138	4,126
Highways .....	4,424	2,603	1,821	35,499	32,831	2,668	28,083	29,188	31,023
Military advances .....	1,181	984	198	11,362	11,085	277	.....	.....	.....
Military retirement .....	853	2,740	-1,888	38,956	32,808	6,148	141,274	151,154	149,348
Railroad retirement .....	397	686	-289	9,654	8,440	1,215	24,345	24,832	24,823
Unemployment .....	185	1,717	-1,532	33,259	24,228	9,030	77,358	87,882	86,399
Veterans life insurance .....	17	136	-119	1,095	1,211	-116	13,699	13,702	13,587
All other trust .....	468	752	-284	4,105	9,911	-5,806	13,793	13,956	14,053
<b>Total trust fund receipts and outlays and investments held from Table 6-D .....</b>	<b>101,842</b>	<b>67,184</b>	<b>34,659</b>	<b>1,033,531</b>	<b>804,807</b>	<b>228,724</b>	<b>1,869,191</b>	<b>2,077,267</b>	<b>2,109,177</b>
Less: Interfund transactions .....	39,398	39,398	.....	332,621	332,621	.....	.....	.....	.....
Trust fund receipts and outlays on the basis of Tables 4 & 5 .....	62,444	27,785	34,659	700,910	472,186	228,724	.....	.....	.....
<b>Total Federal fund receipts and outlays .....</b>	<b>157,589</b>	<b>126,425</b>	<b>31,164</b>	<b>1,325,206</b>	<b>1,316,937</b>	<b>8,268</b>	.....	.....	.....
Less: Interfund transactions .....	561	561	.....	1,078	1,078	.....	.....	.....	.....
Federal fund receipts and outlays on the basis of Table 4 & 5 .....	157,028	125,864	31,164	1,324,127	1,315,859	8,268	.....	.....	.....
<b>Net budget receipts &amp; outlays .....</b>	<b>219,471</b>	<b>153,649</b>	<b>65,822</b>	<b>2,025,038</b>	<b>1,788,045</b>	<b>236,993</b>	.....	.....	.....

Note: Interfund receipts and outlays are transactions between Federal funds and trust funds such as Federal payments and contributions, and interest and profits on investments in Federal securities. They have no net effect on overall budget receipts and outlays since the receipts side

of such transactions is offset against budget outlays. In this table, Interfund receipts are shown as an adjustment to arrive at total receipts and outlays of trust funds respectively.

**Table 9. Summary of Receipts by Source, and Outlays by Function of the U.S. Government, September 2000 and Other Periods**

[\$ millions]

Classification	This Month	Fiscal Year To Date	Comparable Period Prior Fiscal Year
<b>NET RECEIPTS</b>			
Individual income taxes .....	104,402	1,004,461	879,480
Corporation income taxes .....	43,437	207,288	184,680
Social insurance and retirement receipts:			
Employment and general retirement .....	55,682	620,447	580,880
Unemployment insurance .....	168	27,641	26,480
Other retirement .....	443	4,763	4,472
Excise taxes .....	7,769	68,866	70,412
Estate and gift taxes .....	2,168	29,010	27,782
Customs duties .....	1,823	19,913	18,336
Miscellaneous receipts .....	3,579	42,647	34,781
<b>Total .....</b>	<b>219,471</b>	<b>2,025,038</b>	<b>1,827,302</b>
<b>NET OUTLAYS</b>			
National defense .....	28,243	293,856	274,873
International affairs .....	1,553	17,252	15,243
General science, space, and technology .....	1,716	19,707	18,125
Energy .....	530	-1,020	912
Natural resources and environment .....	2,542	23,295	23,968
Agriculture .....	6,842	38,472	23,011
Commerce and housing credit .....	4,591	3,321	2,647
Transportation .....	4,209	46,211	42,531
Community and regional development .....	975	11,687	11,870
Education, training, employment and social services .....	3,616	58,364	56,402
Health .....	13,566	154,215	140,931
Medicare .....	15,549	197,115	190,447
Income security .....	20,031	247,380	237,723
Social security .....	34,832	409,437	390,041
Veterans benefits and services .....	5,619	47,084	43,212
Administration of justice .....	2,398	27,704	25,924
General government .....	1,017	13,721	15,791
Net interest .....	12,584	222,825	229,735
Undistributed offsetting receipts .....	-6,766	-42,581	-40,445
<b>Total .....</b>	<b>153,649</b>	<b>1,788,045</b>	<b>1,702,942</b>

... No transactions.

Note: Details may not add to totals due to rounding.

# Explanatory Notes

## 1. Flow of Data Into Monthly Treasury Statement

The *Monthly Treasury Statement (MTS)* is assembled from data in the central accounting system. The major sources of data include monthly accounting reports by Federal entities and disbursing officers, and daily reports from the Federal Reserve banks. These reports detail accounting transactions affecting receipts and outlays of the Federal Government and off-budget Federal entities, and their related effect on the assets and liabilities of the U.S. Government. Information is presented in the *MTS* on a modified cash basis.

## 2. Notes on Receipts

Receipts included in the report are classified into the following major categories: (1) budget receipts and (2) offsetting collections (also called applicable receipts). Budget receipts are collections from the public that result from the exercise of the Government's sovereign or governmental powers, excluding receipts offset against outlays. These collections, also called governmental receipts, consist mainly of tax receipts (including social insurance taxes), receipts from court fines, certain licenses, and deposits of earnings by the Federal Reserve System. Refunds of receipts are treated as deductions from gross receipts.

Offsetting collections are from other Government accounts or the public that are of a business-type or market-oriented nature. They are classified into two major categories: (1) offsetting collections credited to appropriations or fund accounts, and (2) offsetting receipts (i.e., amounts deposited in receipt accounts). Collections credited to appropriation or fund accounts normally can be used without appropriation action by Congress. These occur in two instances: (1) when authorized by law, amounts collected for materials or services are treated as reimbursements to appropriations and (2) in the three types of revolving funds (public enterprise, intragovernmental, and trust); collections are netted against spending, and outlays are reported as the net amount.

Offsetting receipts in receipt accounts cannot be used without being appropriated. They are subdivided into two categories: (1) proprietary receipts—these collections are from the public and they are offset against outlays by agency and by function, and (2) intragovernmental funds—these are payments into receipt accounts from Governmental appropriation or funds accounts. They finance operations within and between Government agencies and are credited with collections from other Government accounts. The transactions may be intrabudgetary when the payment and receipt both occur within the budget or from receipts from off-budget Federal entities in those cases where payment is made by a Federal entity whose budget authority and outlays are excluded from the budget totals.

Intrabudgetary transactions are subdivided into three categories: (1) interfund transactions, where the payments are from one fund group (either Federal funds or trust funds) to a receipt account in the other fund group; (2) Federal intrafund transactions, where the payments and receipts both occur within the Federal fund group; and (3) trust intrafund transactions, where the payments and receipts both occur within the trust fund group.

Offsetting receipts are generally deducted from budget authority and outlays by function, by subfunction, or by agency. There are four types of receipts, however, that are deducted from budget totals as undistributed offsetting receipts. They are: (1) agencies' payments (including payments by off-budget Federal entities) as employers into employees retirement funds, (2) interest received by trust funds, (3) rents and royalties on the Outer Continental Shelf lands, and (4) other interest (i.e., interest collected on Outer Continental Shelf money in deposit funds when such money is transferred into the budget).

## 3. Notes on Outlays

Outlays are generally accounted for on the basis of checks issued, electronic funds transferred, or cash payments made. Certain outlays do not require issuance of cash or checks. An example is charges made against appropriations for that part of employees' salaries withheld for taxes or savings bond allotments — these are counted as payments to the employee and credits for whatever purpose the money was withheld.

Outlays are stated net of offsetting collections (including receipts of revolving and management funds) and of refunds. Interest on the public debt (public issues) is recognized on the accrual basis. Federal credit programs subject to the Federal Credit Reform Act of 1990 use the cash basis of accounting and are divided into two components. The portion of the credit activities that involve a cost to the Government (mainly subsidies) is included within the budget program accounts. The remaining portion of the credit activities are in non-budget financing accounts. Outlays of off-budget Federal entities are excluded by law from budget totals. However, they are shown separately and combined with the on-budget outlays to display total Federal outlays.

## 4. Processing

The data on payments and collections are reported by account symbol into the central accounting system. In turn, the data are extracted from this system for use in the preparation of the *MTS*.

There are two major checks which are conducted to assure the consistency of the data reported:

1. Verification of payment data. The monthly payment activity reported by Federal entities on their Statements of Transactions is compared to the payment activity of Federal entities as reported by disbursing officers.
2. Verification of collection data. Reported collections appearing on Statements of Transactions are compared to deposits as reported by Federal Reserve banks.

## 5. Other Sources of Information About Federal Government Financial Activities

- *A Glossary of Terms Used in the Federal Budget Process, January 1993* (Available from the U.S. General Accounting Office, P.O. Box 6015, Gaithersburg, Md. 20877). This glossary provides a basic reference document of standardized definitions of terms used by the Federal Government in the budgetmaking process.

- *Daily Treasury Statement* (Available from GPO, Washington, D.C. 20402, on a subscription basis only and on the Internet at <http://www.fms.treas.gov/>). The *Daily Treasury Statement* is published each working day of the Federal Government and provides data on the cash and debt operations of the Treasury.

- *Monthly Statement of the Public Debt of the United States* (Available from GPO, Washington, D.C. 20402 on a subscription basis only and on the Internet at <http://www.publicdebt.treas.gov/opd/opd.htm>). This publication provides detailed information concerning the public debt.

- *Treasury Bulletin* (Available from GPO, Washington, D.C. 20402, by subscription or single copy and on the Internet at <http://www.fms.treas.gov/>). Quarterly. Contains a mix of narrative, tables, and charts on Treasury issues, Federal financial operations, international statistics, and special reports.

- *Budget of the United States Government, Fiscal Year 20* — (Available from GPO, Washington, D.C. 20402 and on the Internet at <http://access.gpo.gov/>). This publication is a single volume which provides budget information and contains:

- Budget of the United States Government, FY 20* —
- Appendix, The Budget of the United States Government, FY 20* —
- Analytical Perspectives*
- Historical Tables*
- Citizens Guide to the Federal Budget*

- *United States Government Annual Report and Appendix* (Available from Financial Management Service, U.S. Department of the Treasury, Washington, D.C. 20227). This annual report represents budgetary results at the summary level. The appendix presents the individual receipt and appropriation accounts at the detail level.

**Scheduled Release**

**The release date for the October 2000 Statement  
will be 2:00 pm EST November 21, 2000.**

For sale by the Superintendent of Documents, U.S. Government Printing  
Office, Washington, D.C. 20402 (202) 512-1800. The subscription price is  
\$38.00 per year (domestic), \$47.00 per year (foreign).  
No single copies are sold.

The Monthly Treasury Statement is now available on the Department of Commerce's Economic Bulletin Board.  
For information call (202) 482-1986.

Internet service subscribers can access the current issue of the Monthly Treasury Statement through the  
Financial Management Service's home page:

<http://www.fms.treas.gov/>