



# Monthly Treasury Statement

## of Receipts and Outlays of the United States Government

For Fiscal Year 2015 Through August 31, 2015, and Other Periods

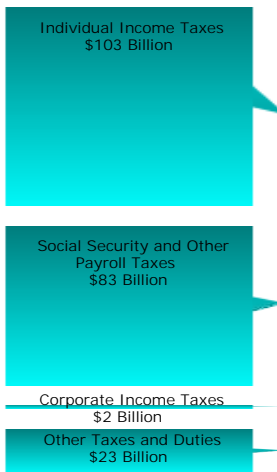
### Highlight

**Outlays for Military active duty and retirement, Veteran's benefits, Supplemental Security Income, and Medicare payments to Health Maintenance Organizations and prescription drug plans were accelerated into July because August 1, 2015, the normal payment date, fell on a non-business day.**

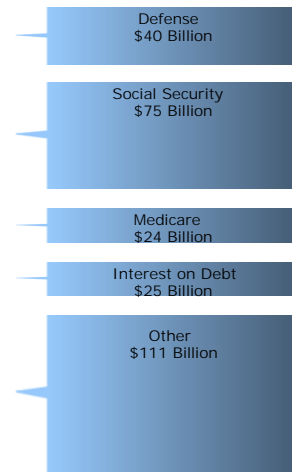
**The budget estimates provided in Tables 2 and 3 are based on the Mid-Session Review of the FY 2016 Budget, which was released by the Office of Management and Budget on July 14, 2015.**

### Receipts, Outlays, and Surplus/Deficit for August 2015

Receipts by Source:



Outlays by Function:

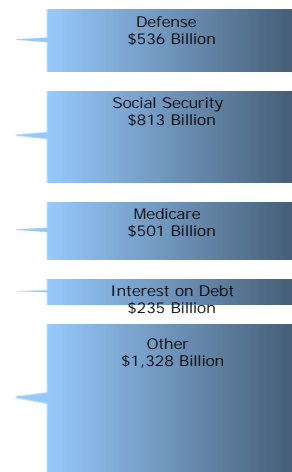


### Cumulative Receipts, Outlays, and Surplus/Deficit through Fiscal Year 2015

Receipts by Source:



Outlays by Function:



Compiled and Published by

*Department of the Treasury*  
**Bureau of the Fiscal Service**











































**Table 6. Means of Financing the Deficit or Disposition of Surplus by the U.S. Government, August 2015 and Other Periods**  
[\$ millions]

Assets and Liabilities Directly Related to Budget Off-Budget Activity	Net Transactions (- denotes net reduction of either liability or asset accounts)			Account Balances Current Fiscal Year		
	This Month	Fiscal Year to Date		Beginning of		Close of This Month
		This Year	Prior Year	This Year	This Month	
<b>Liability Accounts:</b>						
Borrowing from the Public:						
Treasury Securities, Issued Under General Financing Authorities:						
Debt Held by the Public	-15,292	334,781	756,332	12,784,971	13,135,044	13,119,752
Intragovernmental Holdings	15,120	-7,703	254,656	5,039,100	5,016,278	5,031,397
Total Treasury Securities Outstanding	-172	327,079	1,010,989	17,824,071	18,151,323	18,151,150
Plus Premium on Treasury Securities	-371	-46	-1,853	34,211	34,536	34,165
Less Discount on Treasury Securities	-14	-109	6,217	90,118	90,022	90,009
Total Treasury Securities Net of Premium and Discount	-530	327,142	1,002,919	17,768,163	18,095,835	18,095,305
Agency Securities, Issued Under Special Financing Authorities (See Schedule B; for Other Agency Borrowing, See Schedule C)						
Total Federal Securities	-368	436	-1,358	23,860	24,664	24,296
	-898	327,578	1,001,561	17,792,023	18,120,500	18,119,602
Deduct:						
Federal Securities Held as Investments of Government Accounts (See Schedule D)	15,188	-7,683	259,532	5,039,265	5,016,394	5,031,582
Less Discount on Federal Securities Held as Investments of Government Accounts	-101	-987	4,453	26,677	25,791	25,690
Net Federal Securities Held as Investments of Government Accounts	15,289	-6,696	255,079	5,012,588	4,990,603	5,005,891
Total Borrowing from the Public	-16,187	334,274	746,482	12,779,436	13,129,897	13,113,710
Accrued Interest Payable to the Public	-23,795	-10,531	-3,192	53,839	67,103	43,308
Allocations of Special Drawing Rights	321	-2,782	-554	52,358	49,255	49,576
Deposit Funds	40,979	212,370	-118,517	12,154	183,545	224,525
Miscellaneous Liability Accounts (Includes Checks Outstanding Etc.)	-606	222	-611	8,166	8,994	8,388
<b>Total Liability Accounts</b>	<b>712</b>	<b>533,553</b>	<b>623,607</b>	<b>12,905,954</b>	<b>13,438,794</b>	<b>13,439,507</b>
<b>Asset Accounts (Deduct)</b>						
Cash and Monetary Assets:						
U.S. Treasury Operating Cash:						
Federal Reserve Account <sup>1</sup>	-78,195	-26,515	-39,722	158,302	209,982	131,787
Balance	-78,195	-26,515	-39,722	158,302	209,982	131,787
Special Drawing Rights:						
Total Holdings	328	-2,814	-534	53,148	50,005	50,334
SDR Certificates Issued to Federal Reserve Banks	.....	.....	.....	-5,200	-5,200	-5,200
Balance	328	-2,814	-534	47,948	44,805	45,134
Reserve Position on the U.S. Quota in the IMF:						
U.S. Subscription to International Monetary Fund:						
Direct Quota Payments	.....	(**)	.....	54,424	54,424	54,424
Maintenance of Value Adjustments	399	-3,302	-661	8,385	4,683	5,083
Letter of Credit Issued to IMF	5,164	1,180	-4,215	-49,658	-53,642	-48,478
Dollar Deposits with the IMF	22	4	-4	-161	-178	-156
Receivable/Payable (-) for Interim Maintenance of Value Adjustments	-4,905	-2,055	518	1,798	4,648	-257
Balance	680	-4,174	-4,363	14,789	9,935	10,615
Loans to International Monetary Fund	411	-3,235	345	14,212	10,566	10,977
Other Cash and Monetary Assets	158	157	-187	25,849	25,849	26,007
Total Cash and Monetary Assets	-76,618	-36,580	-44,460	261,100	301,138	224,519
Non-Federal Securities of the National Railroad Retirement Investment Trust						
	80	-627	1,855	25,678	24,971	25,051
Net Activity, Guaranteed Loan Financing (See Schedule E)	1,329	4,208	11,069	1,993	4,872	6,201
Net Activity, Direct Loan Financing (See Schedule E)	11,292	36,616	64,629	1,061,797	1,087,121	1,098,412
Miscellaneous Asset Accounts	209	-24	345	786	553	762
<b>Total Asset Accounts</b>	<b>-63,708</b>	<b>3,593</b>	<b>33,437</b>	<b>1,351,353</b>	<b>1,418,654</b>	<b>1,354,946</b>
<b>Excess of Liabilities (+) or Assets (-)</b>	<b>64,421</b>	<b>529,960</b>	<b>590,170</b>	<b>11,554,601</b>	<b>12,020,141</b>	<b>12,084,561</b>
Transactions Not Applied to Current Year's Surplus or Deficit (See Schedule A for Details)						
	.....	-1	-1,008	.....	-1	-1
<b>Total Budget and Off-Budget Federal Entities (Financing of Deficit (+) or Disposition of Surplus (-))</b>	<b>64,421</b>	<b>529,960</b>	<b>589,162</b>	<b>11,554,601</b>	<b>12,020,140</b>	<b>12,084,560</b>

1 Major sources of information used to determine Treasury's operating cash balance include Federal Reserve Banks, Treasury Regional Finance Centers, Internal Revenue Service Centers, various electronic systems, and information on the Public Debt. Information is presented on a modified cash basis. Deposits are

reflected as received and withdrawals are reflected as processed.  
Note: Details may not add to totals due to rounding.

... No Transactions

(\*\*) Less than absolute value of \$500,000

**Table 6. Schedule A-Analysis of Change in Excess of Liabilities of the U.S. Government, August 2015 and Other Periods**

Classification	[\$ millions]		
	This Month	Fiscal Year to Date	
		This Year	Prior Year
<b>Excess of Liabilities Beginning of Period:</b>			
Based on Composition of Unified Budget in Preceding Period	12,020,141	11,554,591	11,070,365
Adjustments During Current Fiscal Year for Changes in Composition of Unified Budget:			
Revisions by Federal Agencies to the Prior Budget Results	.....	9	42
Excess of Liabilities Beginning of Period (Current Basis)	12,020,141	11,554,601	11,070,408
Budget Surplus (-) or Deficit:			
Based on Composition of Unified Budget in Prior Fiscal Year	64,421	529,960	589,162
Total Surplus (-) or Deficit (Table 2)	64,421	529,960	589,162
Total-On-Budget (Table 2)	50,398	564,665	627,125
Total-Off-Budget (Table 2)	14,023	-34,705	-37,963
Transactions Not Applied to Current Year's Surplus or Deficit:			
Premium/Discount on Buyback of U.S. Treasury Securities	.....	1	.....
Reclassification of Aged Unreconciled Accounts	.....	(**)	1,008
Total-Transactions Not Applied to Current Year's Surplus or Deficit	.....	1	1,008
<b>Excess of Liabilities Close of Period</b>	<b>12,084,561</b>	<b>12,084,561</b>	<b>11,660,578</b>

Note: Details may not add to totals due to rounding.

... No Transactions

(\*\*) Less than absolute value of \$500,000

**Table 6. Schedule B-Securities Issued by Federal Agencies Under Special Financing Authorities, August 2015 and Other Periods**

Classification	[\$ millions]					
	This Month	Net Transactions (-) denotes net reduction of liability accounts		Account Balances Current Fiscal Year		
		Fiscal Year to Date		Beginning of		Close of
	This Year	Prior Year	This Year	This Month	This Month	
<b>Agency Securities, Issued Under Special Financing Authorities:</b>						
Obligations Guaranteed by the United States, Issued By:						
Department of Housing and Urban Development:						
Federal Housing Administration	.....	.....	.....	19	19	19
Obligations Not Guaranteed by the United States, Issued By:						
Legislative Branch:						
Architect of the Capitol	1	(**)	-8	106	105	106
Independent Agencies:						
Federal Communications Commission	.....	.....	.....	(**)	(**)	(**)
National Archives and Records Administration	-10	-20	-18	116	106	97
Tennessee Valley Authority	-359	455	-1,332	23,620	24,434	24,075
<b>Total Agency Securities</b>	<b>-368</b>	<b>436</b>	<b>-1,358</b>	<b>23,860</b>	<b>24,664</b>	<b>24,296</b>

Note: Details may not add to totals due to rounding.

... No Transactions

(\*\*) Less than absolute value of \$500,000

**Table 6. Schedule C (Memorandum)-Federal Agency Borrowing Financed Through the Issue of Treasury Securities, August 2015 and Other Periods**

Classification	[\$ millions]					
	Transactions			Account Balances Current Fiscal Year		
	This Month	Fiscal Year to Date		Beginning of		Close of This Month
This Year		Prior Year	This Year	This Month		
<b>Borrowing from the US Treasury:</b>						
Department of Agriculture:						
Farm Service Agency:						
Commodity Credit Corporation	-304	-2,258	4,812	9,811	7,856	7,553
Agricultural Credit Insurance Fund	968	2,122	824	8,257	9,410	10,379
Farm Storage Facility Loans	-32	-34	172	994	992	960
Emergency Boll Weevil Loan Fund	.....	4	(**)	2	5	5
Rural Housing Service:						
Rural Housing Insurance	392	7	-322	16,369	15,984	16,376
Rural Community Facility Loans Fund	554	881	200	5,517	5,844	6,397
Multifamily Housing Revitalization Loan Account	17	36	-15	240	259	277
Rural Business - Cooperative Service:						
Rural Business and Industry Loans	12	(**)	-4	68	56	68
Rural Development Loan Fund	5	1	-4	316	312	317
Rural Economic Development Loan Fund	18	35	18	169	186	204
Renewable Energy Guaranteed Loan Account	.....	.....	.....	(**)	(**)	(**)
Rural Microenterprise Investment Loans	4	7	4	22	25	29
Rural Utilities Service:						
Rural Water and Waste Disposal Fund	405	462	63	12,257	12,314	12,720
Rural Electrification and Telecommunications Fund	228	-289	43	12,308	11,791	12,019
Rural Telephone Bank	1	-45	-61	293	247	248
Distance Learning and Telemedicine Program	3	-150	51	1,345	1,193	1,196
Foreign Agricultural Service	-60	-60	-160	748	748	688
Department of Commerce:						
National Oceanic and Atmospheric Administration:						
Fisheries Finance	(**)	96	48	511	607	607
State and Local Implementation Fund	.....	18	10	22	40	40
National Telecommunications and Information Administration:						
Public Safety Trust Fund	.....	.....	1,961	779	779	779
Department of Defense--Military Programs:						
Family Housing Improvement Loans	61	122	205	1,391	1,451	1,513
Department of Education:						
College Housing and Academic Facilities Loans	.....	(**)	(**)	32	32	32
Federal Direct Student Loans	-4,104	127,489	134,867	855,279	986,872	982,768
Teach Grant Loans	.....	101	81	555	656	656
Temporary Student Loan Purchase Authority	-308	1,250	-220	66,274	67,832	67,524
Federal Family Education Loans	.....	.....	.....	43,254	43,254	43,254
Department of Energy:						
Bonneville Power Administration Fund	-38	504	467	4,242	4,784	4,746
Western Area Power Administration - Recovery Act	.....	5	34	92	97	97
Advanced Technology Vehicles Manufacturing Loans	.....	.....	-4	27	27	27
Title 17 Innovative Technology Loans	.....	62	109	91	153	153
Department of Health and Human Services:						
Consumer Operated and Oriented Plan	.....	163	309	857	1,019	1,019
Consumer Operated and Oriented Plan Program Contingency Fund	.....	206	47	37	243	243
Department of Homeland Security:						
National Flood Insurance Fund	.....	-1,000	.....	24,000	23,000	23,000
Disaster Assistance Loan Fund	.....	-62	22	81	19	19
Department of Housing and Urban Development:						
Public and Indian Housing Programs:						
Low-Rent Public Housing - Loans and Other Expenses	.....	.....	1	116	116	116
Native Hawaiian Housing Loans	(**)	(**)	.....	6	6	6
Housing Programs:						
Emergency Homeowners' Relief Fund	.....	.....	(**)	3	3	3
Federal Housing Administration	.....	20	.....	27,528	27,548	27,548
Green Retrofit Program for Multifamily Housing-Recovery Act	.....	.....	.....	8	8	8
Department of the Interior:						
Helium Fund	.....	.....	-44	.....	.....	.....
Bureau of Indian Affairs and Bureau of Indian Education	1	1	-4	5	5	6
Bureau of Reclamation Loan Fund	.....	(**)	(**)	34	34	34
Assistance to American Samoa Loan Fund	.....	(**)	1	9	9	9

**Table 6. Schedule C (Memorandum)-Federal Agency Borrowing Financed Through the Issue of Treasury Securities, August 2015 and Other Periods - Continued**

Classification	Transactions			Account Balances Current Fiscal Year		
	This Month	Fiscal Year to Date		Beginning of		Close of This Month
		This Year	Prior Year	This Year	This Month	
<b>Borrowing from the US Treasury: - Continued</b>						
Department of Labor:						
Black Lung Disability Trust Fund	.....	-160	.....	4,733	4,573	4,573
Department of State:						
Repatriation Loans	.....	1	1	4	5	5
Department of Transportation:						
Federal Highway Administration:						
Transportation Infrastructure Finance and Innovation Fund	218	456	1,419	7,342	7,580	7,798
Federal Railroad Administration:						
Railroad Rehabilitation and Improvement Loan Fund	10	91	75	843	923	934
Other	.....	.....	.....	(**)	(**)	(**)
Maritime Administration:						
Maritime Guaranteed Loan (Title XI) Fund	.....	.....	-37	.....	.....	.....
Department of the Treasury:						
Departmental Offices:						
Community Development Financial Institutions Fund	-4	12	16	53	69	65
Temporary Credit and Liquidity Program	-715	-1,046	-794	8,072	7,741	7,026
Troubled Asset Relief Program	-211	-886	-10,645	1,304	629	418
Small Business Lending Financing Fund	-750	-750	-500	3,212	3,212	2,462
Federal Financing Bank Revolving Fund	-555	1,732	-6,025	56,528	58,815	58,260
Department of Veterans Affairs:						
Veterans Housing Benefit Program Fund	.....	370	256	624	994	994
Native American Veteran Housing Fund	.....	8	4	67	75	75
Vocational Rehabilitation Loan Fund	.....	2	1	1	3	3
Corps of Engineers:						
Washington Aqueduct	.....	(**)	(**)	1	1	1
Environmental Protection Agency:						
Abatement, Control, and Compliance Loan Program	.....	.....	.....	(**)	(**)	(**)
International Assistance Programs:						
International Security Assistance:						
Military Debt Reduction	.....	.....	.....	37	37	37
Agency for International Development:						
International Debt Reduction	.....	.....	.....	478	478	478
Development Credit Authority Loan Fund	.....	.....	(**)	3	3	3
Overseas Private Investment Corporation	-1,138	-784	365	2,807	3,160	2,022
International Monetary Programs	.....	.....	1	7,847	7,847	7,847
Small Business Administration:						
Business Loan Fund	.....	121	428	1,706	1,827	1,827
Disaster Loan Fund	.....	198	340	6,051	6,248	6,248
Independent Agencies:						
Export-Import Bank of the United States	-968	701	3,014	21,634	23,303	22,334
Federal Communications Commission:						
Spectrum Auction Loan Fund	.....	.....	(**)	.....	.....	.....
National Credit Union Administration	-300	-300	-2,125	2,600	2,600	2,300
Presidio Trust	.....	.....	.....	50	50	50
Railroad Retirement Board:						
Social Security Equivalent Benefit Account	274	-374	-403	3,532	2,884	3,158
Smithsonian Institution:						
John F. Kennedy Center Parking Facilities	.....	.....	.....	20	20	20
<b>Total Borrowing from the US Treasury</b>	<b>-6,312</b>	<b>129,085</b>	<b>128,902</b>	<b>1,223,498</b>	<b>1,358,896</b>	<b>1,352,583</b>
<b>Borrowing from the Federal Financing Bank:</b>						
Department of Agriculture:						
Rural Utilities Service:						
Rural Electrification and Telecommunications Fund	124	-791	2,196	42,725	41,810	41,934
Department of Education:						
Historically Black College and University Capital Financing Fund	4	60	119	1,260	1,316	1,320
Department of Energy:						
Advanced Technology Vehicles Manufacturing Loans	.....	-488	-639	5,160	4,672	4,672
Title 17 Innovative Technology Loans	-37	1,653	1,334	9,369	11,058	11,022
Department of Health and Human Services:						
Health Maintenance Organization Loan and Loan Guarantee Fund	.....	.....	.....	(**)	(**)	(**)



**Table 6. Schedule C (Memorandum)-Federal Agency Borrowing Financed Through the Issue of Treasury Securities, August 2015 and Other Periods - Continued**

Classification	Transactions			Account Balances Current Fiscal Year		
	This Month	Fiscal Year to Date		Beginning of		Close of This Month
		This Year	Prior Year	This Year	This Month	
<b>Borrowing from the Federal Financing Bank: - Continued</b>						
Department of Housing and Urban Development:						
Housing Programs:						
Federal Housing Administration	(**)	96	.....	.....	96	96
Department of Transportation:						
Federal Railroad Administration:						
Railroad Rehabilitation and Improvement Loan Fund	.....	.....	(**)	.....	.....	.....
Department of the Treasury:						
Departmental Offices:						
Community Development Financial Institutions Fund	13	88	34	38	113	126
Department of Veterans Affairs:						
Guaranteed Transitional Housing Loans for Homeless Veterans	.....	(**)	(**)	5	5	5
General Services Administration:						
Federal Buildings Fund	.....	.....	-1,733	.....	.....	.....
International Assistance Programs:						
International Security Assistance:						
Foreign Military Financing Program	.....	.....	-80	.....	.....	.....
Independent Agencies:						
Postal Service	.....	.....	.....	15,000	15,000	15,000
<b>Total Borrowing from the Federal Financing Bank</b>	<b>104</b>	<b>619</b>	<b>1,230</b>	<b>73,555</b>	<b>74,070</b>	<b>74,174</b>

Note: Details may not add to totals due to rounding.

Note: This table includes lending by the Federal Financing Bank accomplished by the purchase of agency financial assets, by the acquisition of agency debt securities, and by direct loans on behalf of an agency. The Federal Financing Bank borrows from Treasury and issues its own securities and in turn may loan

these funds to agencies in lieu of agencies borrowing directly through Treasury or issuing their own securities.

... No Transactions

(\*\*) Less than absolute value of \$500,000

**Table 6. Schedule D-Investments of Federal Government Accounts in Federal Securities, August 2015 and Other Periods**

[\$ millions]

Classification	Net Purchases or Sales (-)			Securities Held as Investments Current Fiscal Year		
	This Month	Fiscal Year to Date		Beginning of		Close of This Month
		This Year	Prior Year	This Year	This Month	
<b>Federal Funds:</b>						
Department of Agriculture	-3	39	5	143	185	182
Department of Commerce	.....	3	2	.....	3	3
Department of Defense--Military Programs:						
Defense Cooperation Account	.....	(**)	(**)	8	8	8
Department of Energy	-2	310	717	55,464	55,776	55,774
Department of Health and Human Services	.....	5	3	2,101	2,106	2,106
Department of Homeland Security	-19	255	.....	.....	274	255
Department of Housing and Urban Development:						
Housing Programs:						
Federal Housing Administration Fund	1,427	7,041	5,497	6,379	11,993	13,421
Government National Mortgage Association:						
Guarantees of Mortgage-Backed Securities	(**)	8,575	-336	151	8,726	8,726
Department of the Interior	212	858	-364	6,848	7,495	7,706
Department of Labor	80	1,130	54	17,490	18,540	18,620
Department of State:						
Foreign Service Retirement and Disability Fund	(**)	1	.....	.....	1	1
Department of Transportation	62	-21	206	2,180	2,097	2,159
Department of the Treasury	(**)	4,121	-777	25,317	29,437	29,438
Department of Veterans Affairs:						
Veterans Reopened Insurance Fund	-3	-26	-23	199	177	173
Servicemen'S Group Life Insurance Fund	.....	(**)	(**)	1	1	1
Other Defense Civil Programs:						
Uniformed Services Retiree Health Care Fund	534	5,874	12,258	200,372	205,712	206,246
Office of Personnel Management:						
Postal Service Contributions	.....	-3,231	6,144	48,468	45,237	45,237
Independent Agencies:						
Federal Deposit Insurance Corporation:						
Deposit Insurance Fund	604	9,445	9,704	48,750	57,591	58,195
FSLIC Resolution Fund	(**)	1	2	827	828	828
Federal Housing Finance Agency	-20	13	12	64	97	77
National Credit Union Administration	-232	512	338	11,555	12,299	12,067
Postal Service	-249	1,197	2,238	5,450	6,895	6,647
Tennessee Valley Authority	(**)	(**)	(**)	25	25	25
Other	-11	619	1,008	17,190	17,819	17,808
Other	-99	-805	2,573	13,550	12,844	12,745
Total Treasury Securities	2,282	35,915	39,259	462,532	496,165	498,447
<b>Total Federal Funds</b>	<b>2,282</b>	<b>35,915</b>	<b>39,259</b>	<b>462,532</b>	<b>496,165</b>	<b>498,447</b>
<b>Trust Funds:</b>						
Legislative Branch:						
Library of Congress	(**)	-3	5	29	26	26
United States Tax Court	(**)	(**)	(**)	11	11	11
Other	(**)	-2	(**)	30	29	28
Judicial Branch:						
Judicial Retirement Funds	-6	10	66	1,084	1,100	1,093
Department of Agriculture	.....	.....	6	6	6	6
Department of Defense--Military Programs:						
Voluntary Separation Incentive Fund	-8	-20	-34	222	209	201
Other	-7	-549	-28	875	333	326
Department of Health and Human Services:						
Federal Hospital Insurance Trust Fund	2,773	-10,465	-7,130	202,207	188,969	191,742
Federal Supplementary Medical Insurance Trust Fund	7,908	-4,931	3,527	68,391	55,552	63,460
Other	29	51	77	3,385	3,407	3,436
Department of Homeland Security	-47	543	456	5,589	6,180	6,132
Department of the Interior	(**)	(**)	-1	9	8	9
Department of Labor:						
Unemployment Trust Fund	4,621	12,310	7,800	35,919	43,609	48,229
Other	31	1	-18	63	33	64
Department of State:						
Foreign Service Retirement and Disability Fund	-7	277	302	17,792	18,076	18,069
Other	-1	3	(**)	43	47	46
Department of Transportation:						
Airport and Airway Trust Fund	-291	-551	431	12,759	12,499	12,208

**Table 6. Schedule D-Investments of Federal Government Accounts in Federal Securities, August 2015 and Other Periods - Continued**  
 [\$ millions]

Classification	Net Purchases or Sales (-)			Securities Held as Investments Current Fiscal Year		
	This Month	Fiscal Year to Date		Beginning of		Close of This Month
		This Year	Prior Year	This Year	This Month	
<b>Trust Funds: - Continued</b>						
Highway Trust Fund	6,914	202	11,025	10,696	3,984	10,898
Department of the Treasury	-94	287	-26	1,644	2,025	1,931
Department of Veterans Affairs:						
General Post Fund, National Homes	.....	41	-21	65	106	106
National Service Life Insurance	-68	-645	-581	5,629	5,053	4,984
United States Government Life Insurance Fund	(**)	-2	-2	7	6	6
Veterans Special Life Insurance Fund	-12	-60	-38	1,863	1,816	1,804
Corps of Engineers	53	327	598	8,439	8,713	8,766
Other Defense Civil Programs:						
Military Retirement Fund	4,924	50,873	60,252	483,111	529,061	533,985
Other	6	-194	-199	1,624	1,424	1,430
Environmental Protection Agency	20	500	-539	3,887	4,367	4,386
National Aeronautics and Space Administration	1	1	(**)	16	15	16
Office of Personnel Management:						
Civil Service Retirement and Disability Fund	.....	-125,902	106,665	857,169	731,267	731,267
Employees Life Insurance Fund	116	747	1,226	43,213	43,844	43,960
Employees and Retired Employees Health Benefits Fund	11	-102	315	23,558	23,445	23,456
Social Security Administration:						
Federal Old-Age and Survivors Insurance Trust Fund	-10,463	59,324	63,102	2,712,805	2,782,592	2,772,129
Federal Disability Insurance Trust Fund	-3,419	-25,955	-27,745	70,113	47,578	44,159
Independent Agencies:						
Harry S Truman Scholarship Foundation	(**)	-15	(**)	54	40	40
Japan-United States Friendship Commission	.....	.....	.....	38	38	38
Railroad Retirement Board:						
Treasury Securities	-177	91	403	2,670	2,938	2,761
Agency Securities	(**)	1	-2	3	5	5
Other	102	208	381	1,713	1,818	1,920
Total Treasury Securities	12,906	-43,599	220,275	4,576,730	4,520,224	4,533,131
Total Agency Securities	(**)	1	-2	3	5	5
<b>Total Trust Funds</b>	<b>12,906</b>	<b>-43,598</b>	<b>220,273</b>	<b>4,576,733</b>	<b>4,520,229</b>	<b>4,533,135</b>
<b>Grand Total</b>	<b>15,188</b>	<b>-7,683</b>	<b>259,532</b>	<b>5,039,265</b>	<b>5,016,394</b>	<b>5,031,582</b>

Note: Details may not add to totals due to rounding.  
 Note: Investments are in Treasury securities unless otherwise noted.

... No Transactions  
 (\*\*) Less than absolute value of \$500,000

**Table 6. Schedule E-Net Activity, Guaranteed and Direct Loan Financing, August 2015 and Other Periods**

[\$ millions]

Classification	Net Transactions (-) denotes net reduction of asset accounts			Account Balances Current Fiscal Year		
	This Month	Fiscal Year to Date		Beginning of		Close of This Month
		This Year	Prior Year	This Year	This Month	
<b>Guaranteed Loan Financing Activity:</b>						
Department of Agriculture:						
Farm Service Agency:						
Commodity Credit Corporation Export Fund	(**)	7	-108	239	246	246
Agricultural Credit Insurance Fund	-2	-26	-7	-177	-201	-203
Natural Resources Conservation Service:						
Agricultural Resource Conservation Demonstration Program	.....	.....	.....	(**)	(**)	(**)
Rural Housing Service:						
Rural Community Facility Loans	(**)	6	3	-57	-50	-51
Rural Housing Insurance Fund	558	753	-557	-3,667	-3,471	-2,914
Rural Business - Cooperative Service:						
Rural Business and Industry Loans	-2	-2	5	-488	-487	-490
Renewable Energy Guaranteed Loan Account	(**)	-13	20	-22	-35	-35
Biorefinery Assistance Loan Account	.....	(**)	23	-22	-22	-22
Rural Utilities Service:						
Rural Water and Waste Disposal Fund	(**)	(**)	(**)	-25	-25	-25
Department of Commerce:						
National Oceanic and Atmospheric Administration:						
Fishing Vessel Obligations	.....	.....	(**)	.....	.....	.....
General Administration:						
Emergency Oil, Gas, and Steel Account	.....	.....	.....	5	5	5
Department of Defense--Military Programs	-1	-1	(**)	-59	-59	-59
Department of Education:						
Office of Student Financial Assistance:						
Federal Family Education Loans	-822	-4,688	1,294	38,015	34,148	33,326
Department of Energy:						
Title 17 Innovative Technology Loans	.....	11	-54	-229	-218	-218
Department of Health and Human Services:						
Health Resources and Services Administration:						
Health Center Loans	(**)	(**)	(**)	-3	-3	-2
Health Education Assistance Loans	.....	.....	42	-70	-70	-70
Department of Housing and Urban Development:						
Public and Indian Housing Programs:						
Indian Housing Loans	-12	-19	-103	-155	-162	-174
Native Hawaiian Housing Loans	1	-1	1	3	(**)	2
Community Planning and Development:						
Community Development Loans	.....	(**)	4	-109	-109	-109
Housing Programs:						
FHA-Mutual Mortgage Insurance Loans	1,635	7,092	11,061	-15,830	-10,373	-8,738
FHA-General and Special Risk Fund	171	2,872	3,707	-4,512	-1,811	-1,641
Home Ownership Preservation Entity Fund	(**)	2	2	-18	-16	-16
Government National Mortgage Association:						
Guarantees of Mortgage-Backed Securities	-140	-1,205	-1,976	3,400	2,335	2,194
Department of the Interior:						
Bureau of Indian Affairs and Bureau of Indian Education						
	(**)	-6	(**)	-59	-65	-65
Department of Transportation:						
Office of the Secretary:						
Minority Business Resource Center Fund	(**)	(**)	(**)	-1	(**)	(**)
Federal Highway Administration:						
Transportation Infrastructure Finance and Innovation Fund	.....	.....	.....	(**)	(**)	(**)
Maritime Administration:						
Maritime Guaranteed Loan (Title XI) Fund	.....	(**)	-10	-231	-231	-231
Department of the Treasury:						
Departmental Offices:						
Air Transportation Stabilization Fund	.....	.....	.....	(**)	(**)	(**)
Troubled Assets Insurance Financing Fund	.....	.....	.....	(**)	(**)	(**)
Troubled Asset Relief Program	-1	3	2	-13	-9	-10
Department of Veterans Affairs:						
Veterans Benefits Administration:						
Veterans Housing Benefit Program Fund	-101	-997	-2,197	-7,735	-8,631	-8,731

**Table 6. Schedule E-Net Activity, Guaranteed and Direct Loan Financing, August 2015 and Other Periods - Continued**

Classification	[\$ millions]					
	Net Transactions (-) denotes net reduction of asset accounts			Account Balances Current Fiscal Year		
	This Month	Fiscal Year to Date		Beginning of		Close of This Month
This Year		Prior Year	This Year	This Month		
<b>Guaranteed Loan Financing Activity: - Continued</b>						
International Assistance Programs:						
Agency for International Development:						
Ukraine Export Credit Insurance Fund	.....	-447	-194	-196	-643	-643
Loan Guarantees to Israel	.....	.....	.....	-1,226	-1,226	-1,226
Urban and Environmental Credit Guaranteed Loans	(**)	2	2	-56	-54	-54
Microenterprise and Small Enterprise Development	.....	.....	.....	(**)	(**)	(**)
Development Credit Authority Loan Fund	(**)	-5	-8	-72	-78	-77
Loan Guarantees to Egypt	.....	.....	.....	-481	-481	-481
Tunisia Loan Fund	.....	.....	-188	-253	-253	-253
Overseas Private Investment Corporation	171	135	-6	149	113	284
Small Business Administration:						
Business Loan Fund	-16	589	28	-2,224	-1,620	-1,635
Independent Agencies:						
Export-Import Bank of the United States	-110	144	284	-1,828	-1,573	-1,684
<b>Net Activity, Guaranteed Loan Financing</b>	<b>1,329</b>	<b>4,208</b>	<b>11,069</b>	<b>1,993</b>	<b>4,872</b>	<b>6,201</b>
<b>Direct Loan Financing Activity:</b>						
Department of Agriculture:						
Farm Service Agency:						
Agricultural Credit Insurance Fund	75	685	232	7,452	8,062	8,137
Farm Storage Facility Loans	-5	-7	32	776	774	769
Apple Loans Fund	.....	(**)	(**)	(**)	(**)	(**)
Emergency Boll Weevil Loan Fund	.....	4	(**)	1	5	5
Rural Housing Service:						
Rural Community Facility Loans Fund	7	290	176	4,957	5,239	5,247
Rural Housing Insurance Fund	-45	-495	-740	15,265	14,814	14,769
Multifamily Housing Revitalization Loan Account	3	24	4	211	232	235
Rural Business - Cooperative Service:						
Rural Business and Industry Loan Fund	(**)	-1	-5	42	41	41
Rural Development Loan Fund	-2	-19	-18	293	276	274
Rural Economic Development Loan Fund	3	18	28	145	160	163
Rural Microenterprise Investment Loans	(**)	4	2	20	24	24
Rural Utilities Service:						
Rural Water and Waste Disposal Loans	-4	-287	143	10,812	10,529	10,526
Rural Electrification and Telecommunications Fund	-157	-2,987	1,436	50,269	47,440	47,282
Rural Telephone Bank	-3	-38	-52	248	213	210
Distance Learning and Telemedicine Program	2	44	-125	1,053	1,095	1,097
Rural Development Insurance Fund	.....	.....	.....	1,065	1,065	1,065
Foreign Agricultural Service:						
P.L. 480 Direct Loan Fund	-6	-87	-162	657	576	570
International Debt Reduction	(**)	-6	-7	-5	-11	-11
Department of Commerce:						
National Oceanic and Atmospheric Administration:						
Fisheries Finance	-13	-24	-30	511	501	487
Department of Defense--Military Programs	56	62	152	1,391	1,397	1,453
Department of Education:						
Office of Postsecondary Education:						
College Housing and Academic Facilities Loans	(**)	(**)	-1	4	4	4
Historically Black College and University Capital Financing Fund	4	117	127	1,062	1,175	1,180
Office of Student Financial Assistance:						
Federal Direct Student Loans	12,670	49,258	78,881	797,552	834,140	846,810
Teach Grant Loans	-2	68	55	535	606	603
Temporary Student Loan Purchase Authority	-834	-8,324	-8,395	101,225	93,735	92,901
Department of Energy:						
Advanced Technology Vehicles Manufacturing Loans	.....	-484	-472	5,029	4,546	4,546
Title 17 Innovative Technology Loans	-7	1,919	1,426	8,306	10,232	10,225
Department of Health and Human Services:						
Consumer Operated and Oriented Plan	35	233	317	758	956	991
Consumer Operated and Oriented Plan Program Contingency Fund	(**)	155	21	31	186	186
Department of Homeland Security:						

**Table 6. Schedule E-Net Activity, Guaranteed and Direct Loan Financing, August 2015 and Other Periods - Continued**

Classification	[\$ millions]					
	Net Transactions (-) denotes net reduction of asset accounts			Account Balances Current Fiscal Year		
	This Month	Fiscal Year to Date		Beginning of		Close of This Month
This Year		Prior Year	This Year	This Month		
<b>Direct Loan Financing Activity: - Continued</b>						
Disaster Assistance Loan Fund	(**)	-77	13	8	-70	-70
Department of Housing and Urban Development:						
Housing Programs:						
Emergency Homeowners' Relief Fund	(**)	-1	-1	1	(**)	(**)
FHA-Mutual Mortgage Insurance Loans	.....	.....	(**)	-6	-6	-6
FHA-General and Special Risk Fund	(**)	104	.....	(**)	104	104
Green Retrofit Program for Multifamily Housing Fund	(**)	-7	-5	5	-2	-2
Department of the Interior:						
Bureau of Reclamation	.....	-3	-3	35	32	32
Bureau of Indian Affairs and Bureau of Indian Education	(**)	(**)	-1	3	3	3
Assistance to American Samoa Loan Fund	.....	-1	(**)	9	9	9
Department of State:						
Administration of Foreign Affairs:						
Repatriation Loans	(**)	-1	-1	1	-1	-1
Department of Transportation:						
Federal Highway Administration:						
Transportation Infrastructure Finance and Innovation Fund	216	342	772	6,769	6,894	7,111
Tiger Tifia Loan Fund	.....	7	34	569	576	576
Federal Railroad Administration:						
Railroad Rehabilitation and Improvement Loan Fund	9	16	25	834	841	850
Department of the Treasury:						
Departmental Offices:						
Community Development Financial Institutions Fund	13	98	48	91	176	189
GSE Mortgage-Backed Securities Purchase Program	.....	.....	.....	4,613	4,613	4,613
Temporary Credit and Liquidity Program	-46	-1,263	-833	7,905	6,688	6,642
Troubled Asset Relief Program	-15	-331	-9,080	696	380	364
Small Business Lending Program	-45	-798	-517	3,174	2,421	2,376
Bureau of the Fiscal Service:						
Financial Management Service	.....	.....	.....	(**)	(**)	(**)
Department of Veterans Affairs:						
Veterans Benefits Administration:						
Veterans Housing Benefit Program Fund	-6	-34	-57	531	502	496
Native American Veteran Housing Fund	(**)	-1	-1	64	63	63
Transitional Housing Loans	(**)	(**)	(**)	(**)	(**)	(**)
Vocational Rehabilitation Loan Fund	(**)	(**)	(**)	1	1	1
Environmental Protection Agency:						
Abatement, Control, and Compliance Loan Program	.....	(**)	(**)	(**)	(**)	(**)
International Assistance Programs:						
International Security Assistance:						
Foreign Military Loan Program	.....	.....	.....	-27	-27	-27
Military Debt Reduction	.....	.....	.....	37	37	37
Agency for International Development:						
International Debt Reduction	(**)	-37	-25	93	57	57
Overseas Private Investment Corporation	58	102	-54	1,391	1,435	1,493
International Monetary Programs	-577	-785	-12	-69	-277	-854
Small Business Administration:						
Business Loan Fund	(**)	7	18	148	155	155
Disaster Loan Fund	-50	-568	-461	5,572	5,054	5,004
Independent Agencies:						
Export-Import Bank of the United States	-42	-277	1,740	19,689	19,454	19,411
Federal Communications Commission:						
Spectrum Auction Loan Fund	(**)	(**)	3	-3	-3	-3
<b>Net Activity, Direct Loan Financing</b>	<b>11,292</b>	<b>36,616</b>	<b>64,629</b>	<b>1,061,797</b>	<b>1,087,121</b>	<b>1,098,412</b>

Note: Details may not add to totals due to rounding.

Note: Federal credit programs provide benefits to the public in the form of direct loans and loan guarantees. This table reflects cash transactions and balances of the nonbudgetary financing fund accounts that result from the disbursement of loans, collection of fees, repayment of principle, sale of collateral, interest, and subsidy received from the credit program accounts at

net present value in accordance with the Credit Reform Act of 1990. Unreimbursed costs such as administrative expenses and subsidy payments are reported on a cash basis and included within each program's budgetary totals in Table 5.

... No Transactions

(\*\*) Less than absolute value of \$500,000

**Table 7. Receipts and Outlays of the U.S. Government by Month, Fiscal Year 2015**

Classification	[\$ millions]												Fiscal Year to Date	Comparable Period Prior F.Y.
	Oct.	Nov.	Dec.	Jan.	Feb.	March	April	May	June	July	Aug.	Sept.		
<b>Receipts:</b>														
Individual Income Taxes	106,661	85,958	145,029	177,199	40,614	85,973	288,204	85,035	152,827	109,130	102,625		1,379,255	1,233,274
Corporation Income Taxes	10,228	2,582	84,231	7,459	-2,866	30,481	43,230	7,340	72,768	10,615	2,319		268,387	247,200
Social Insurance and Retirement Receipts:														
Employment and General Retirement	70,394	75,868	74,623	94,995	77,210	96,797	106,733	78,965	95,463	74,715	77,422		923,185	883,619
Unemployment Insurance	3,187	3,214	770	2,519	6,831	454	9,496	15,204	409	3,498	5,387		50,969	54,591
Other Retirement	293	279	285	338	281	328	301	286	289	349	318		3,347	3,155
Excise Taxes	5,915	7,270	6,567	6,689	6,412	6,559	6,172	7,403	7,100	6,879	7,766		74,732	73,051
Estate and Gift Taxes	1,418	1,508	1,990	1,344	1,008	1,642	3,245	1,703	1,254	1,311	1,265		17,687	17,702
Customs Duties	3,485	2,964	2,791	3,023	2,525	2,627	3,430	2,548	2,941	3,602	1,908		31,843	30,902
Miscellaneous Receipts	11,136	11,794	19,040	13,176	7,374	9,327	10,990	13,903	9,882	15,395	11,827		133,845	125,633
<b>Total--Receipts This Year</b>	<b>212,719</b>	<b>191,436</b>	<b>335,327</b>	<b>306,742</b>	<b>139,388</b>	<b>234,187</b>	<b>471,801</b>	<b>212,386</b>	<b>342,933</b>	<b>225,493</b>	<b>210,837</b>		<b>2,883,250</b>	.....
<b>(On-Budget)</b>	<b>160,464</b>	<b>135,169</b>	<b>280,293</b>	<b>233,755</b>	<b>79,456</b>	<b>158,782</b>	<b>390,011</b>	<b>151,023</b>	<b>269,307</b>	<b>168,296</b>	<b>151,537</b>		<b>2,178,094</b>	.....
<b>(Off-Budget)</b>	<b>52,255</b>	<b>56,267</b>	<b>55,034</b>	<b>72,987</b>	<b>59,932</b>	<b>75,405</b>	<b>81,790</b>	<b>61,363</b>	<b>73,626</b>	<b>57,197</b>	<b>59,300</b>		<b>705,156</b>	.....
<i>Total--Receipts Prior Year</i>	<i>198,927</i>	<i>182,453</i>	<i>285,041</i>	<i>295,997</i>	<i>144,349</i>	<i>215,846</i>	<i>414,237</i>	<i>199,889</i>	<i>323,646</i>	<i>214,493</i>	<i>194,248</i>		.....	2,669,126
<i>(On-Budget)</i>	<i>148,871</i>	<i>128,657</i>	<i>230,051</i>	<i>226,228</i>	<i>86,974</i>	<i>145,924</i>	<i>335,529</i>	<i>140,789</i>	<i>255,321</i>	<i>159,153</i>	<i>137,291</i>		.....	1,994,788
<i>(Off-Budget)</i>	<i>50,056</i>	<i>53,796</i>	<i>54,990</i>	<i>69,769</i>	<i>57,375</i>	<i>69,922</i>	<i>78,708</i>	<i>59,100</i>	<i>68,325</i>	<i>55,340</i>	<i>56,957</i>		.....	674,338
<b>Outlays:</b>														
Legislative Branch	377	336	376	365	305	428	350	320	330	353	431		3,973	3,734
Judicial Branch	574	499	629	662	560	610	563	540	585	715	564		6,499	6,272
Department of Agriculture:														
Commodity Credit Corporation	3,658	2,161	1,639	817	-217	-54	-276	-216	-287	-319	-289		6,617	10,870
Foreign Agricultural Service	263	46	49	48	154	96	243	98	63	165	74		1,299	1,221
Other	12,264	11,621	12,591	11,477	10,949	11,772	10,319	10,236	10,790	9,993	9,966		121,977	121,618
Department of Commerce	590	752	697	735	680	954	634	694	778	617	913		8,045	7,051
Department of Defense--Military Programs:														
Military Personnel	29,402	5,971	15,581	9,933	11,147	6,188	10,636	11,031	10,990	15,262	7,375		133,516	142,504
Operation and Maintenance	19,800	17,623	20,855	20,520	19,375	21,537	21,594	20,563	20,762	21,137	18,891		222,656	221,848
International Reconstruction and Other Assistance														
Procurement	7,148	6,878	13,895	5,857	7,142	10,937	7,051	9,489	8,839	6,995	7,358		91,589	98,270
Research, Development, Test, and Evaluation	4,321	4,528	6,054	4,646	4,444	7,431	5,577	4,867	6,022	4,754	4,318		56,963	58,048
Military Construction	705	706	892	587	558	697	695	668	711	694	652		7,564	8,909
Family Housing	89	83	106	100	80	91	117	73	88	125	109		1,062	1,209
Revolving and Management Funds	52	-419	319	311	-78	-401	-147	-968	-158	115	-412		-1,787	2,392
Other	-610	460	-484	-306	-150	51	-82	-91	-172	21	-153		-1,515	-2,331
<b>Total Department of Defense--Military Programs</b>	<b>60,908</b>	<b>35,829</b>	<b>57,218</b>	<b>41,648</b>	<b>42,517</b>	<b>46,532</b>	<b>45,442</b>	<b>45,632</b>	<b>47,082</b>	<b>49,104</b>	<b>38,137</b>		<b>510,049</b>	<b>530,850</b>
Department of Education	5,241	4,781	5,504	4,296	8,712	6,925	5,159	5,089	14,706	13,716	6,445		80,574	58,198
Department of Energy	2,460	1,863	2,259	1,874	1,719	2,208	2,323	1,891	2,279	2,309	1,682		22,866	20,990
Department of Health and Human Services:														
National Institutes of Health	2,372	2,275	2,498	2,286	2,357	2,395	2,472	2,250	2,494	2,652	2,434		26,485	27,427
Centers for Medicare and Medicaid Services:														
Grants to States for Medicaid	28,024	24,710	31,494	29,023	27,010	31,756	29,102	28,476	30,708	35,261	28,653		324,217	273,019
Federal Hospital Insurance Trust Fund	28,507	14,889	23,729	30,792	23,458	17,429	24,163	22,580	22,257	34,034	15,701		257,538	246,550
Federal Supplementary Medical Insurance Trust Fund	46,802	14,189	28,841	40,329	26,032	15,361	30,688	30,261	28,594	47,334	15,632		324,064	298,997
Other	31,015	17,213	23,260	29,129	20,207	18,891	33,577	22,720	25,666	29,048	25,318		276,044	255,387
Administration for Children and Families	3,794	3,662	4,488	4,250	3,843	4,641	3,905	4,103	4,273	4,065	4,517		45,540	44,268
Other	-34,057	-20,620	-25,707	-32,149	-24,028	-22,106	-40,392	-26,434	-28,956	-32,455	-21,764		-308,666	-292,193
Department of Homeland Security	3,965	3,036	4,753	3,178	2,770	4,270	2,666	2,934	3,460	3,569	4,151		38,753	38,680
Department of Housing and Urban Development	2,840	3,022	2,943	2,744	3,452	3,286	7,301	3,167	2,162	2,892	2,862		36,671	35,719
Department of the Interior	614	956	944	866	1,232	1,289	858	821	1,319	1,004	854		10,757	10,042
Department of Justice	-6,301	2,665	8,825	819	3,575	3,020	2,218	2,395	1,882	2,237	3,024		24,360	25,457
Department of Labor:														
Unemployment Trust Fund	2,972	1,882	4,000	3,563	3,377	3,682	3,137	2,903	2,885	2,109	3,011		33,522	43,728
Other	-2,997	1,413	1,265	1,483	1,139	508	1,390	797	963	1,117	838		7,917	8,794
Department of State	1,933	2,410	2,601	1,742	1,702	2,339	1,747	1,321	1,960	2,188	2,090		22,034	22,597
Department of Transportation:														
Highway Trust Fund	4,291	3,106	3,089	2,254	2,375	2,460	2,340	3,223	3,901	4,756	4,282		36,077	37,548
Other	2,436	2,640	2,765	2,309	2,462	3,257	2,607	2,707	2,700	2,770	3,029		29,683	29,956
Department of the Treasury:														
Interest on Treasury Debt Securities (Gross)	8,702	23,427	86,460	15,105	13,153	13,889	31,782	32,693	93,014	32,394	30,726		381,346	409,974



**Table 7. Receipts and Outlays of the U.S. Government by Month, Fiscal Year 2015 - Continued**

Classification	[\$ millions]												Fiscal Year to Date	Comparable Period Prior F.Y.		
	Oct.	Nov.	Dec.	Jan.	Feb.	March	April	May	June	July	Aug.	Sept.				
Outlays: - Continued																
Other	4,563	3,566	-3,429	13,092	48,729	18,697	14,256	6,452	1,923	5,612	5,370			118,832	48,683	
Department of Veterans Affairs:																
Compensation and Pensions	11,395	570	11,510	6,130	6,201	984	6,376	6,331	6,408	12,151	724			68,780	69,163	
National Service Life	82	56	88	74	75	89	95	75	67	88	65			853	855	
Other	7,314	5,292	7,249	8,017	6,697	6,682	6,880	6,488	6,423	8,066	6,439			75,546	71,911	
Corps of Engineers	682	367	684	513	520	574	575	510	533	580	520			6,057	5,973	
Other Defense Civil Programs	11,057	761	10,213	6,164	5,752	2,142	3,518	4,457	5,002	8,746	-250			57,561	56,253	
Environmental Protection Agency	835	829	853	803	-650	609	377	479	726	704	690			6,254	8,710	
Executive Office of the President	27	29	33	40	30	35	34	-11,472	11,531	36	34			359	341	
General Services Administration	-19	-218	3	-223	-144	133	-384	136	-41	-119	-25			-901	-614	
International Assistance Programs:																
International Security Assistance	722	1,525	1,156	2,769	519	1,228	469	453	644	491	2,044			12,021	10,503	
Multilateral Assistance	437	182	65	-7	1,958	344	141	24	2	2	5			3,152	2,347	
Agency for International Development	813	415	491	353	409	574	658	640	865	619	458			6,296	5,135	
Other	106	75	607	516	-238	310	-869	-118	-250	-800	-1,356			-2,017	(**)	
National Aeronautics and Space Administration	1,415	1,330	2,329	1,276	1,208	1,543	1,294	1,232	1,937	1,479	1,473			16,516	15,522	
National Science Foundation	477	474	503	483	495	538	551	531	613	759	714			6,139	6,196	
Office of Personnel Management	8,202	7,066	7,358	7,280	8,317	7,462	8,166	7,166	7,294	7,735	7,526			83,571	80,246	
Small Business Administration	58	65	69	64	-1,550	85	69	59	79	61	94			-846	105	
Social Security Administration:																
Federal Old-Age and Survivors Insurance Trust																
Fund (Off-Budget)	59,677	59,724	60,513	61,187	61,344	61,653	61,740	62,168	66,304	62,260	62,379			678,949	646,477	
Federal Disability Insurance Trust Fund (Off-Budget)	11,988	11,959	11,921	12,265	12,012	12,238	12,370	12,326	12,569	12,289	12,311			134,248	132,532	
Other	8,977	178	9,186	4,679	4,651	401	4,648	4,879	4,576	9,103	304			51,582	54,843	
Independent Agencies:																
Deposit Insurance Fund	-166	191	-1,998	263	-1,530	-1,209	-1,452	-553	-2,202	-153	-603			-9,412	-9,534	
FSLIC Resolution Fund	(**)	(**)	(**)	(**)	(**)	(**)	(**)	(**)	(**)	-3	(**)			-2	-2	
Postal Service:																
Off-Budget:																
Public Enterprise Funds	-20	-487	-1,739	1,031	10	-191	-764	132	-442	769	97			-1,604	-2,479	
Other	50	(**)	.....	208	(**)	.....	.....	(**)	.....	(**)	(**)			258	256	
Other	71	.....	.....	.....	29	.....	.....	.....	.....	-7	7			100	78	
Tennessee Valley Authority	176	21	294	-165	-180	19	317	-5	142	7	-383			244	-1,519	
Other	3,369	2,254	2,117	2,958	3,285	972	2,570	1,994	-1,910	3,222	2,937			23,768	18,845	
Undistributed Offsetting Receipts:																
Employer Share, Employee Retirement	-18,819	-5,325	-5,376	-5,306	-5,963	-5,950	-5,663	-5,598	-5,456	-6,038	-5,863			-75,357	-73,537	
Interest Received by Trust Funds	10,288	-1,472	-67,500	242	531	1,778	-4,874	-3,452	-69,213	-4,320	-3,512			-141,506	-157,996	
Rents and Royalties on the Outer Continental Shelf Lands	-574	63	-946	-64	-275	-475	-324	-82	-1,155	-288	-224			-4,344	-6,537	
Other	(**)	(**)	(**)	.....	.....	.....	(**)	(**)	-30,128	.....	.....			-30,128	-1,221	
<b>Totals This Year:</b>																
<b>Total Outlays</b>	<b>334,432</b>	<b>248,254</b>	<b>333,463</b>	<b>324,289</b>	<b>331,738</b>	<b>287,105</b>	<b>315,092</b>	<b>296,454</b>	<b>292,447</b>	<b>374,680</b>	<b>275,257</b>			<b>3,413,210</b>	.....	
<b>(On-Budget)</b>	<b>271,514</b>	<b>178,516</b>	<b>311,588</b>	<b>257,510</b>	<b>259,778</b>	<b>214,910</b>	<b>251,497</b>	<b>223,306</b>	<b>263,104</b>	<b>309,101</b>	<b>201,935</b>			<b>2,742,759</b>	.....	
<b>(Off-Budget)</b>	<b>62,918</b>	<b>69,738</b>	<b>21,875</b>	<b>66,779</b>	<b>71,960</b>	<b>72,195</b>	<b>63,595</b>	<b>73,148</b>	<b>29,342</b>	<b>65,579</b>	<b>73,323</b>			<b>670,451</b>	.....	
<b>Total-Surplus (+) or Deficit (-)</b>	<b>-121,713</b>	<b>-56,818</b>	<b>1,864</b>	<b>-17,546</b>	<b>-192,350</b>	<b>-52,918</b>	<b>156,709</b>	<b>-84,068</b>	<b>50,487</b>	<b>-149,187</b>	<b>-64,421</b>			<b>-529,960</b>	.....	
<b>(On-Budget)</b>	<b>-111,050</b>	<b>-43,347</b>	<b>-31,295</b>	<b>-23,755</b>	<b>-180,321</b>	<b>-56,128</b>	<b>138,514</b>	<b>-72,283</b>	<b>6,202</b>	<b>-140,804</b>	<b>-50,398</b>			<b>-564,665</b>	.....	
<b>(Off-Budget)</b>	<b>-10,663</b>	<b>-13,471</b>	<b>33,159</b>	<b>6,208</b>	<b>-12,028</b>	<b>3,210</b>	<b>18,195</b>	<b>-11,785</b>	<b>44,284</b>	<b>-8,382</b>	<b>-14,023</b>			<b>34,705</b>	.....	
<b>Total Borrowing from the Public</b>	<b>74,090</b>	<b>64,849</b>	<b>101,554</b>	<b>-36,839</b>	<b>88,293</b>	<b>15,323</b>	<b>-36,024</b>	<b>-1,138</b>	<b>22,159</b>	<b>58,193</b>	<b>-16,187</b>			<b>334,274</b>	<b>746,482</b>	
<b>Total-Outlays Prior Year</b>	<b>289,511</b>	<b>317,679</b>	<b>231,821</b>	<b>306,247</b>	<b>337,880</b>	<b>252,741</b>	<b>307,383</b>	<b>329,860</b>	<b>253,127</b>	<b>309,113</b>	<b>322,925</b>			.....	<b>3,258,288</b>	
<b>(On-Budget)</b>	<b>225,419</b>	<b>250,867</b>	<b>214,255</b>	<b>244,403</b>	<b>269,430</b>	<b>183,532</b>	<b>245,856</b>	<b>260,468</b>	<b>228,600</b>	<b>247,177</b>	<b>251,908</b>			.....	<b>2,621,913</b>	
<b>(Off-Budget)</b>	<b>64,093</b>	<b>66,813</b>	<b>17,566</b>	<b>61,844</b>	<b>68,450</b>	<b>69,208</b>	<b>61,527</b>	<b>69,392</b>	<b>24,528</b>	<b>61,937</b>	<b>71,017</b>			.....	<b>636,375</b>	
<b>Total-Surplus (+) or Deficit (-) Prior Year</b>	<b>-90,584</b>	<b>-135,226</b>	<b>53,220</b>	<b>-10,250</b>	<b>-193,532</b>	<b>-36,895</b>	<b>106,853</b>	<b>-129,971</b>	<b>70,519</b>	<b>-94,621</b>	<b>-128,677</b>			.....	<b>-589,162</b>	
<b>(On-Budget)</b>	<b>-76,547</b>	<b>-122,210</b>	<b>15,796</b>	<b>-18,174</b>	<b>-182,457</b>	<b>-37,608</b>	<b>89,673</b>	<b>-119,679</b>	<b>26,721</b>	<b>-88,024</b>	<b>-114,616</b>			.....	<b>-627,125</b>	
<b>(Off-Budget)</b>	<b>-14,037</b>	<b>-13,017</b>	<b>37,424</b>	<b>7,925</b>	<b>-11,075</b>	<b>713</b>	<b>17,181</b>	<b>-10,292</b>	<b>43,798</b>	<b>-6,597</b>	<b>-14,060</b>			.....	<b>37,963</b>	

Note: Details may not add to totals due to rounding.  
... No Transactions

(\*\*) Less than absolute value of \$500,000



**Table 8. Trust Fund Impact on Budget Results and Investment Holdings as of August 31, 2015**

[\$ millions]

Classification	This Month			Fiscal Year to Date			Securities Held as Investments Current Fiscal Year		
	Receipts	Outlays	Excess	Receipts	Outlays	Excess	Beginning of		Close of
							This Year	This Month	
<b>Trust Receipts, Outlays, and Investments Held:</b>									
Airport and Airway	1,081	1,422	-340	12,446	13,927	-1,481	12,759	12,499	12,208
Black Lung Disability	35	20	16	494	245	250	.....	.....	.....
Federal Disability Insurance	8,836	12,311	-3,475	108,319	134,248	-25,929	70,113	47,578	44,159
Federal Employees Life and Health	.....	-120	120	.....	-661	661	66,771	67,289	67,416
Federal Employees Retirement	2,850	6,875	-4,025	59,046	76,042	-16,996	876,056	750,453	750,440
Federal Hospital Insurance	18,465	15,826	2,639	249,137	258,957	-9,820	202,207	188,969	191,742
Federal Old-Age and Survivors Insurance	51,929	62,379	-10,450	738,237	678,949	59,288	2,712,805	2,782,592	2,772,129
Federal Supplementary Medical Insurance	23,655	15,632	8,023	316,184	324,064	-7,880	68,391	55,552	63,460
Hazardous Substance Superfund	18	80	-62	1,279	-597	1,876	3,446	3,853	3,872
Highways	11,483	5,232	6,251	42,503	44,946	-2,443	10,696	3,984	10,898
Military Advances	3,071	2,027	1,044	28,296	24,701	3,595	.....	.....	.....
Military Retirement	4,991	418	4,573	102,860	51,985	50,876	483,111	529,061	533,985
Railroad Retirement	698	1,028	-330	12,303	12,402	-99	2,673	2,943	2,766
Unemployment	5,435	3,020	2,415	52,578	33,606	18,972	35,919	43,609	48,229
Veterans Life Insurance	6	83	-77	300	980	-680	7,500	6,875	6,794
All Other Trust	836	801	34	25,268	4,907	20,361	24,285	24,972	25,038
<b>Total Trust Fund Receipts and Outlays and Investments Held from Table 6-D</b>	<b>133,389</b>	<b>127,034</b>	<b>6,356</b>	<b>1,749,249</b>	<b>1,658,701</b>	<b>90,549</b>	<b>4,576,733</b>	<b>4,520,229</b>	<b>4,533,135</b>
Less: Interfund Transactions	45,155	45,155	.....	720,401	720,401	.....	.....	.....	.....
Trust Fund Receipts and Outlays on the Basis of Tables 4 & 5	88,235	81,879	6,356	1,028,848	938,300	90,549			
<b>Total Federal Fund Receipts and Outlays</b>	<b>122,660</b>	<b>193,436</b>	<b>-70,776</b>	<b>1,855,207</b>	<b>2,475,715</b>	<b>-620,508</b>			
Less: Interfund Transactions	58	58	.....	805	805	.....			
Federal Fund Receipts and Outlays on the Basis of Table 4 & 5	122,602	193,378	-70,776	1,854,402	2,474,911	-620,508			
<b>Net Budget Receipts &amp; Outlays</b>	<b>210,837</b>	<b>275,257</b>	<b>-64,421</b>	<b>2,883,250</b>	<b>3,413,210</b>	<b>-529,960</b>			

Note: Details may not add to totals due to rounding.

Note: Interfund receipts and outlays are transactions between Federal funds and trust funds such as Federal payments and contributions, and interest and profits on investments in Federal securities. They have no net effect on overall budget

receipts and outlays since the receipt side of such transactions is offset against budget outlays. In this table, Interfund receipts are shown as an adjustment to arrive at total receipts and outlays of trust funds respectively.  
... No Transactions

**Table 9. Summary of Receipts by Source, and Outlays by Function of the U.S. Government, August 2015 and Other Periods**

[\$ millions]			
Classification	This Month	Fiscal Year to Date	Comparable Period Prior Fiscal Year
<b>Receipts</b>			
Individual Income Taxes	102,625	1,379,255	1,233,274
Corporation Income Taxes	2,319	268,387	247,200
Social Insurance and Retirement Receipts:			
Employment and General Retirement	77,422	923,185	883,619
Unemployment Insurance	5,387	50,969	54,591
Other Retirement	318	3,347	3,155
Excise Taxes	7,766	74,732	73,051
Estate and Gift Taxes	1,265	17,687	17,702
Customs Duties	1,908	31,843	30,902
Miscellaneous Receipts	11,827	133,845	125,633
<b>Total</b>	<b>210,837</b>	<b>2,883,250</b>	<b>2,669,126</b>
<b>Net Outlays</b>			
National Defense	40,441	536,294	555,377
International Affairs	3,376	42,521	41,122
General Science, Space, and Technology	2,553	26,616	25,800
Energy	-249	5,891	4,250
Natural Resources and Environment	3,247	30,307	31,654
Agriculture	744	21,462	27,408
Commerce and Housing Credit	-311	-22,430	-85,520
Transportation	8,496	79,189	81,618
Community and Regional Development	2,006	19,662	19,681
Education, Training, Employment, and Social Services	8,497	108,678	85,676
Health	46,147	444,180	371,707
Medicare	24,221	501,114	467,386
Income Security	27,123	473,313	486,223
Social Security	74,687	813,180	779,016
Veterans Benefits and Services	7,295	145,688	142,422
Administration of Justice	5,231	48,933	46,381
General Government	2,474	13,761	19,630
Net Interest	25,366	234,680	239,753
Undistributed Offsetting Receipts	-6,087	-109,828	-81,295
<b>Total</b>	<b>275,257</b>	<b>3,413,210</b>	<b>3,258,288</b>

Note: Details may not add to totals due to rounding.

# Explanatory Notes

## 1. Flow of Data into Monthly Treasury Statement

The *Monthly Treasury Statement (MTS)* is assembled from data in the central accounting system. The major sources of data include monthly accounting reports by Federal entities and disbursing officers, and daily reports from the Federal Reserve banks. These reports detail accounting transactions affecting receipts and outlays of the Federal Government and off-budget Federal entities, and their related effect on the assets and liabilities of the U.S. Government. Information is presented in the *MTS* on a modified cash basis.

## 2. Notes on Receipts

Receipts included in the report are classified into the following major categories: (1) budget receipts and (2) offsetting collections (also called applicable receipts). Budget receipts are collections from the public that result from the exercise of the Government's sovereign or governmental powers, excluding receipts offset against outlays. These collections, also called governmental receipts, consist mainly of tax receipts (including social insurance taxes), receipts from court fines, certain licenses, and deposits of earnings by the Federal Reserve System. Refunds of receipts are treated as deductions from gross receipts.

Offsetting collections are from other Government accounts or the public that are of a business-type or market-oriented nature. They are classified into two major categories: (1) offsetting collections credited to appropriations or fund accounts, and (2) offsetting receipts (i.e., amounts deposited in receipt accounts). Collections credited to appropriation or fund accounts normally can be used without appropriation action by Congress. These occur in two instances: (1) when authorized by law, amounts collected for materials or services are treated as reimbursements to appropriations and (2) in the three types of revolving funds (public enterprise, intra governmental, and trust); collections are netted against spending, and outlays are reported as the net amount.

Offsetting receipts in receipt accounts cannot be used without being appropriated. They are subdivided into two categories: (1) proprietary receipts - these collections are from the public and they are offset against outlays by agency and by function, and (2) intra governmental funds - these are payments into receipt accounts from Governmental appropriation or fund accounts. The transactions may be intrabudgetary when the payment and receipt both occur within the budget or from receipts from off-budget Federal entities in those cases where payment is made by a Federal entity whose budget authority and outlays are excluded from the budget totals.

Intrabudgetary transactions are subdivided into three categories: (1) interfund transactions, where the payments are from one fund group (either Federal funds or trust funds) to a receipt account in the other fund group; (2) Federal intrafund transactions, where the payments and receipts both occur within the Federal fund group; and (3) trust intrafund transactions, where the payments and receipts both occur within the trust fund group.

Offsetting receipts are generally deducted from budget authority and outlays by function, by subfunction, or by agency. There are four types of receipts, however, that are deducted from budget totals as undistributed offsetting receipts. They are: (1) agencies' payments (including payments by off-budget Federal entities) as employers into employees retirement funds, (2) interest received by trust funds, (3) rents and royalties on the Outer Continental Shelf lands, and (4) other interest (i.e., interest collected on Outer Continental Shelf money in deposit funds when such money is transferred into the budget).

## 3. Notes on Outlays

Outlays are generally accounted for on the basis of checks issued, electronic funds transferred, or cash payments made. Certain outlays do not require issuance of cash or checks. An example is charges made against appropriations for that part of employees' salaries withheld for taxes or savings bond allotments - these are counted as payments to the employee and credits for whatever purpose the money was withheld. Outlays are stated net of offsetting collections (including receipts of revolving and management funds) and of refunds. Interest on the public debt (public issues) is recognized on the accrual basis. Federal credit programs subject to the Federal Credit Reform Act of 1990 use the cash

basis of accounting and are divided into two components. The portion of the credit activities that involve a cost to the Government (mainly subsidies) is included within the budget program accounts. The remaining portion of the credit activities are in non-budget financing accounts. Outlays of off-budget Federal entities are excluded by law from budget totals. However, they are shown separately and combined with the on-budget outlays to display total Federal outlays.

## 4. Processing

The data on payments and collections are reported by account symbol into the central accounting system. In turn, the data are extracted from this system for use in the preparation of the *MTS*.

There are two major checks which are conducted to assure consistency of the data reported:

1. Verification of payment data. The monthly payment activity reported by Federal entities on the Statements of Transactions is compared to the payment activity of Federal entities as reported by disbursing officers.

2. Verification of collection data. Reported collections appearing on Statements of Transactions are compared to deposits as reported by Federal Reserve Banks.

## 5. Other Sources of Information About Federal Government Financial Activities

- *A Glossary of Terms Used in the Federal Budget Process, 2005* (Available from the U.S. Government Accountability Office, at calling 202-512-6000. This glossary provides a basic reference document of standardized definitions of terms used by the Federal Government in the budget making process).
- *Daily Treasury Statement* (Available on the internet at <http://www.fms.treas.gov/dts/>). The *Daily Treasury Statement* is published each working day of the Federal Government and provides data on the cash and debt operations of the Treasury.
- *Monthly Statement of the Public Debt of the United States* (Available on the internet at <http://www.treasurydirect.gov/govt/reports/pd/mspd/mspd.htm>). This publication provides detailed information concerning the public debt.
- *Treasury Bulletin* (Available from GPO, Washington, D.C. 20401 on a subscription or single copy and on the internet at [http://www.fiscal.treasury.gov/fsreports/rpt/treasBulletin/treasBulletin\\_home.htm](http://www.fiscal.treasury.gov/fsreports/rpt/treasBulletin/treasBulletin_home.htm)). Quarterly, contains a mix of narrative, tables, and charts on Treasury issues, Federal financial operations, international statistics, and special reports.
- *Budget of the United States Government, Fiscal Year 20\_\_* (Available from GPO, Washington, D.C. 20401 on a subscription basis only and on the internet at <http://www.access.gpo.gov/usbudget>). This publication is a single volume which provides budget information and contains:
  - *Appendix, The Budget of the United States Government, FY 20\_\_*
  - *The United States Budget in Brief, FY 20\_\_*
  - *Analytical Perspectives*
  - *Historical Tables*
- *Combined Statement of Receipts, Outlays, and Balances of the United States Government* (Available from Bureau of the Fiscal Service, U.S. Department of Treasury, Washington, D.C. 20227 and on the internet at [http://www.fiscal.treasury.gov/fsreports/rpt/combStmt/combStmt\\_home.htm](http://www.fiscal.treasury.gov/fsreports/rpt/combStmt/combStmt_home.htm)). This report includes budgetary results at the summary level and presents individual receipt and appropriation accounts at the detail level.

**Scheduled Release**

**The release date for the September 2015 Statement is subject to completion of year-end reporting requirements.**

Internet service subscribers can access the current issue of the Monthly Treasury Statement through the Bureau of the Fiscal Service's website:

[http://www.fiscal.treasury.gov/fsreports/rpt/mthTreasStmnt/mthTreasStmnt\\_home.htm](http://www.fiscal.treasury.gov/fsreports/rpt/mthTreasStmnt/mthTreasStmnt_home.htm)