



Monthly Treasury Statement

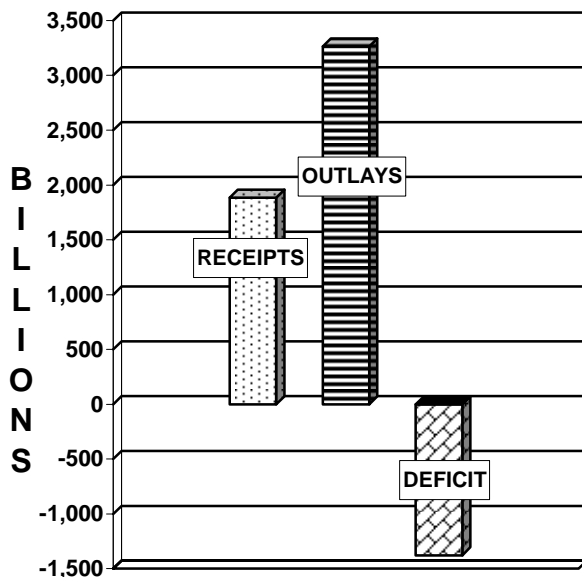
of Receipts and Outlays
of the United States Government

For Fiscal Year 2009 Through **August 31, 2009**, and Other Periods

Highlight

The Budget Estimates provided in Table 2 and 3 are based on the Mid-Session Review of the *FY 2010 Budget*, released by the Office of Management and Budget on August 25, 2009.

RECEIPTS, OUTLAYS, AND
SURPLUS/DEFICIT THROUGH AUGUST
2009



Contents

Summary, page 2
Receipts, page 6
Outlays, page 7
Means of financing, page 20
Receipts/outlays by month, page 28
Federal trust funds/securities, page 30
Receipts by source/outlays by function, page 30
Explanatory notes, page 31

Compiled and Published by

Department of the Treasury
Financial Management Service



Introduction

The *Monthly Treasury Statement of Receipts and Outlays of the United States Government (MTS)* is prepared by the Financial Management Service, Department of the Treasury, and after approval by the Fiscal Assistant Secretary of the Treasury; is normally released on the 8th workday of the month following the reporting month. The publication is based on data provided by Federal entities, disbursing officers, and Federal Reserve banks.

AUDIENCE

The *MTS* is published to meet the needs of those responsible for or interested in the cash position of the Treasury, those who are responsible or interested in the Government's budget results; and individuals and businesses whose operations depend upon or are related to the Government's financial operations.

DISCLOSURE STATEMENT

This statement summarizes the financial activities of the Federal Government and off-budget Federal entities conducted in accordance with the Budget of the U.S. Government, i.e., receipts and outlays of funds, the surplus or deficit, and the means of financing the deficit or disposing of the surplus. Information is presented on a modified cash basis; receipts are accounted for on the basis of collections; refunds of receipts are treated as deductions from gross receipts; revolving and

management fund receipts, reimbursements and refunds of monies previously expended are treated as deductions from gross outlays; and interest on the public debt (public issues) is recognized on the accrual basis. Major information sources include accounting data reported by Federal entities, disbursing officers, and Federal Reserve banks.

TRIAD OF PUBLICATIONS

The *MTS* is part of a triad of Treasury financial reports. The *Daily Treasury Statement* is published each working day of the Federal Government. It provides data on the cash and debt operations of the Treasury based upon reporting of the Treasury account balances by Federal Reserve banks. The *MTS* is a report of Government receipts and outlays, based on agency reporting. The *Combined Statement of Receipts, Outlays, and Balances of the United States Government* is the official publication of the detailed receipts and outlays of the Government. It is published annually in accordance with legislative mandates given to the Secretary of the Treasury.

DATA SOURCES AND INFORMATION

The Explanatory Notes section of this publication provides information concerning the flow of data into the *MTS* and sources of information relevant to the *MTS*.

Table 1. Summary of Receipts, Outlays, and the Deficit/Surplus of the U.S. Government, Fiscal Years 2008 and 2009, by Month

Period	[\$ millions]		
	Receipts	Outlays	Deficit/Surplus (-)
FY 2008			
October.....	178,175	235,014	56,838
November.....	151,055	249,293	98,238
December.....	276,982	228,721	-48,261
January.....	255,217	237,379	-17,839
February.....	105,723	281,287	175,563
March.....	178,816	227,028	48,212
April.....	403,751	244,469	-159,282
May.....	124,272	290,199	165,927
June.....	259,912	226,365	-33,547
July.....	160,494	263,261	102,767
August.....	157,016	268,930	111,914
September.....	272,228	226,494	-45,734
Year-to-Date.....	12,523,642	12,978,440	1454,798
FY 2009			
October.....	164,847	320,372	155,525
November.....	144,782	269,983	125,201
December.....	237,811	289,566	51,755
January.....	226,109	289,567	63,457
February.....	87,328	281,188	193,860
March.....	128,957	320,545	191,589
April.....	266,232	287,139	20,907
May.....	117,241	306,892	189,651
June.....	215,364	309,697	94,333
July.....	151,503	332,183	180,680
August.....	145,538	256,942	111,403
Year-to-Date.....	1,885,712	3,264,073	1,378,361

¹The receipt, outlay and deficit figures differ from the FY 2009 Budget, released by the Office of Management and Budget on May 7, 2009. The deficit figure differs by -\$3,757 million, due mainly to revisions in the data following the release of the Final Monthly Treasury Statement.

Note: Details may not add to totals due to rounding.

Table 2. Summary of Budget and Off-Budget Results and Financing of the U.S. Government, August 2009 and Other Periods

[\$ millions]					
Classification	This Month	Current Fiscal Year to Date	Budget Estimates Full Fiscal Year ¹	Prior Fiscal Year to Date (2008)	Budget Estimates Next Fiscal Year (2010) ¹
Total On-Budget and Off-Budget Results:					
Total Receipts.....	145,538	1,885,712	2,073,735	2,251,414	2,264,362
On-Budget Receipts	96,166	1,283,922	1,420,995	1,647,452	1,603,024
Off-Budget Receipts	49,372	601,790	652,740	603,962	661,338
Total Outlays	256,942	3,264,073	3,653,290	2,751,946	3,766,012
On-Budget Outlays	201,872	2,804,491	3,133,440	2,334,148	3,214,586
Off-Budget Outlays	55,069	459,582	519,850	417,798	551,426
Total Surplus (+) or Deficit (-).....	-111,403	-1,378,361	-1,579,555	-500,532	-1,501,650
On-Budget Surplus (+) or Deficit (-)	-105,706	-1,520,569	-1,712,445	-686,696	-1,611,562
Off-Budget Surplus (+) or Deficit (-)	-5,697	+142,208	+132,890	+186,164	+109,912
Total On-Budget and Off-Budget Financing.....	111,403	1,378,361	1,579,555	500,532	1,501,650
Means of Financing:					
Borrowing from the Public.....	148,014	1,673,551	2,052,869	432,835	1,719,063
Reduction of Operating Cash, Increase (-).....	-336	76,392	101,608	68,364
By Other Means.....	-36,275	-371,581	-574,923	-667	-217,413

¹These estimates are based on the *FY 2010 Mid-Session Review*, released by the Office of Management and Budget on August 25, 2009.

Note: Details may not add to totals due to rounding.

... No Transactions

Figure 1. Monthly Receipts, Outlays, and Budget Deficit/Surplus of the U.S. Government, Fiscal Years 2008 and 2009

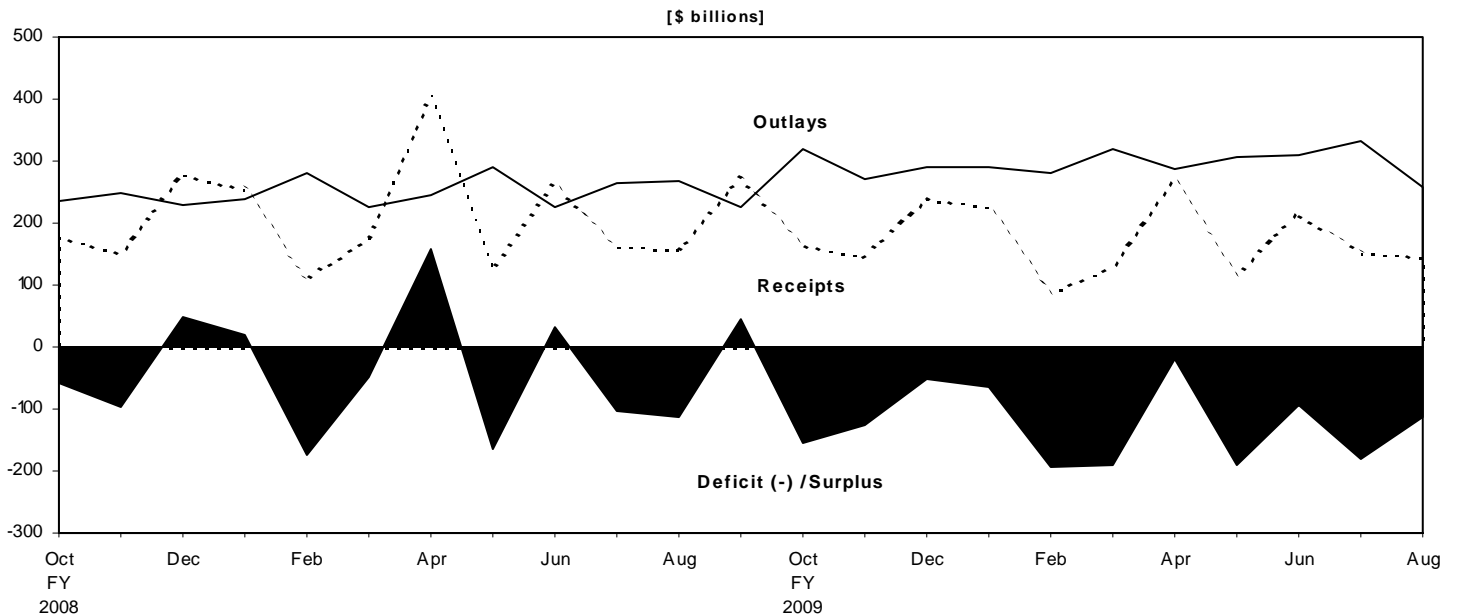


Figure 2. Monthly Receipts of the U.S. Government, by Source, Fiscal Years 2008 and 2009

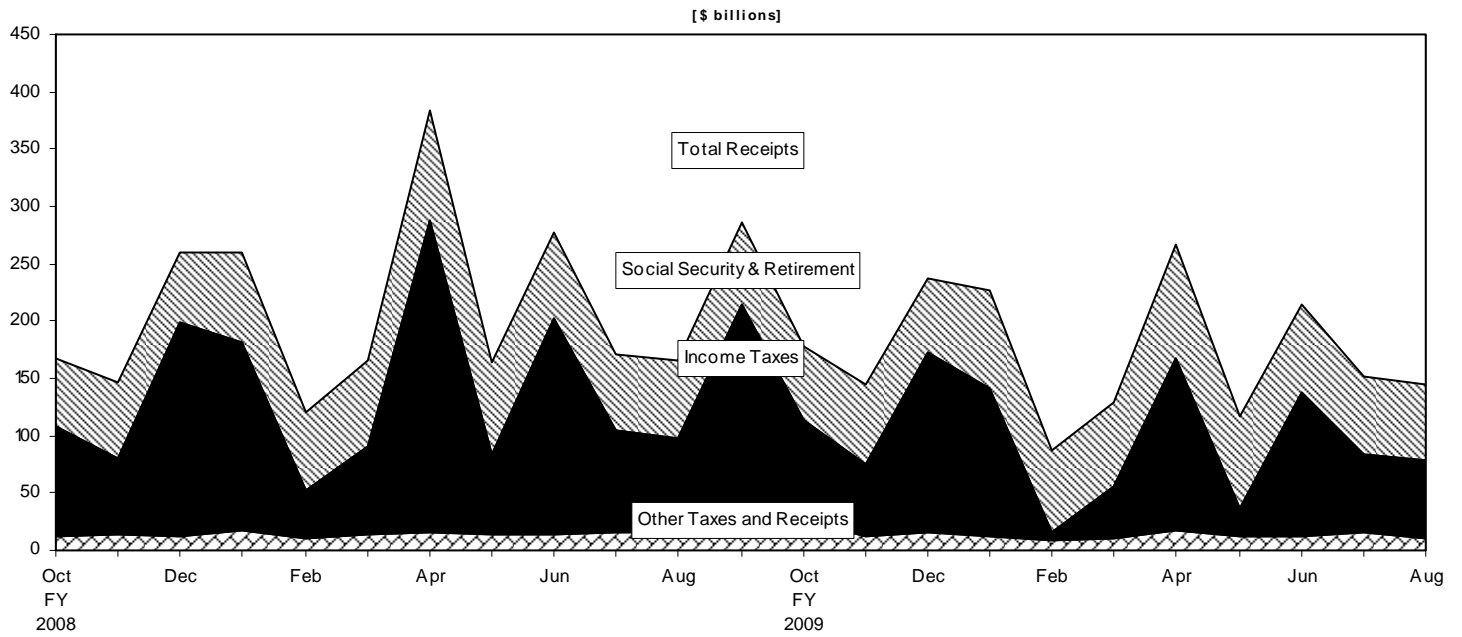


Figure 3. Monthly Outlays of the U.S. Government, by Function, Fiscal Years 2008 and 2009

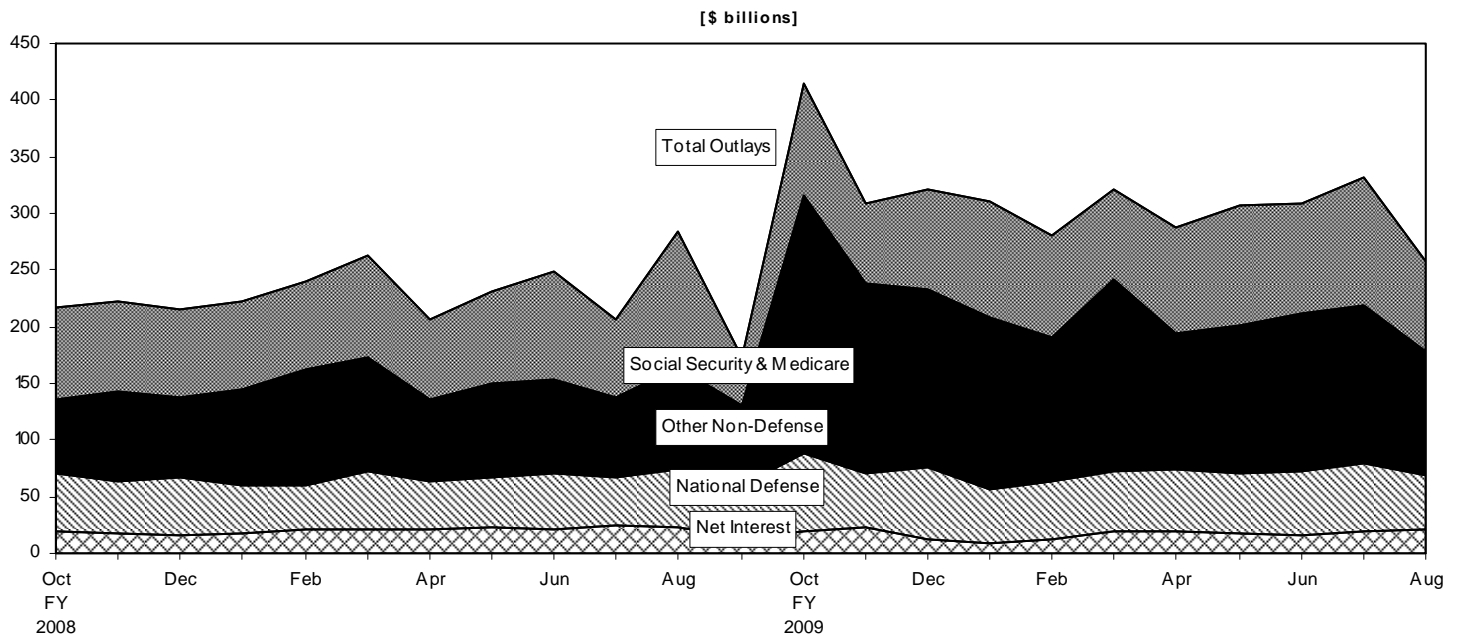


Table 3. Summary of Receipts and Outlays of the U.S. Government, August 2009 and Other Periods

Classification	[\$ millions]			
	This Month	Current Fiscal Year to Date	Comparable Prior Period Year to Date	Budget Estimates Full Fiscal Year ¹
Budget Receipts				
Individual Income Taxes	62,489	812,871	1,014,151	903,525
Corporation Income Taxes.....	4,953	109,436	250,715	121,233
Social Insurance and Retirement Receipts:				
Employment and General Retirement (Off-Budget)	49,372	601,790	603,962	652,740
Employment and General Retirement (On-Budget)	14,197	178,884	181,189	194,470
Unemployment Insurance	3,947	37,431	39,535	39,511
Other Retirement	315	3,813	3,838	4,461
Excise Taxes	1,944	55,506	59,650	65,280
Estate and Gift Taxes	1,396	21,845	26,801	26,341
Customs Duties	1,455	20,471	25,085	22,552
Miscellaneous Receipts	5,470	43,665	46,489	43,622
Total Receipts	145,538	1,885,712	2,251,414	2,073,735
(On-Budget).....	96,166	1,283,922	1,647,452	1,420,995
(Off-Budget).....	49,372	601,790	603,962	652,740
Budget Outlays				
Legislative Branch	371	4,341	4,040	4,890
Judicial Branch	502	6,071	5,794	6,810
Department of Agriculture.....	8,743	105,276	84,515	120,837
Department of Commerce.....	723	9,949	7,055	11,774
Department of Defense-Military	45,633	576,443	542,656	641,158
Department of Education	8,016	50,375	60,408	49,486
Department of Energy.....	1,433	20,502	16,882	27,166
Department of Health and Human Services.....	51,918	729,621	653,924	813,896
Department of Homeland Security.....	3,361	47,344	36,515	49,915
Department of Housing and Urban Development	3,333	57,983	45,675	62,775
Department of the Interior	935	10,799	8,902	11,701
Department of Justice.....	2,607	25,239	24,248	29,075
Department of Labor.....	13,887	123,474	53,313	138,708
Department of State.....	972	17,752	16,159	21,317
Department of Transportation.....	7,438	62,769	58,064	80,496
Department of the Treasury:				
Interest on Treasury Debt Securities (Gross).....	27,375	367,839	431,271	394,433
Other	7,263	340,707	103,436	407,119
Department of Veterans Affairs.....	4,388	87,162	80,499	96,438
Corps of Engineers.....	566	6,244	4,590	12,632
Other Defense Civil Programs	3,429	52,374	41,909	48,494
Environmental Protection Agency.....	695	7,380	7,244	8,421
Executive Office of the President.....	82	687	1,301	755
General Services Administration.....	-24	315	376	1,423
International Assistance Program	-238	13,696	9,121	15,140
National Aeronautics and Space Administration	1,584	16,978	15,962	19,358
National Science Foundation	667	5,474	5,277	6,687
Office of Personnel Management	6,320	67,076	63,993	68,256
Small Business Administration.....	94	2,132	453	2,304
Social Security Administration	56,982	666,314	605,668	727,364
Other Independent Agencies	5,921	50,472	33,636	50,598
Allowances	1,788
Undistributed Offsetting Receipts:				
Interest.....	-2,896	-181,735	-190,507	-186,439
Other	-5,139	-86,981	-80,432	-91,485
Total Outlays	256,942	3,264,073	2,751,946	3,653,290
(On-Budget).....	201,872	2,804,491	2,334,148	3,133,440
(Off-Budget).....	55,069	459,582	417,798	519,850
Surplus (+) or Deficit (-).....	-111,403	-1,378,361	-500,532	-1,579,555
(On-Budget).....	-105,706	-1,520,569	-686,696	-1,712,445
(Off-Budget).....	-5,697	+142,208	+186,164	+132,890

¹These estimates are based on the *FY 2010 Mid-Session Review*, released by the Office of Management and Budget on August 25, 2009.

Note: Details may not add to totals due to rounding.

... No Transactions

Table 4. Receipts of the U.S. Government, August 2009 and Other Periods

[\$ millions]

Classification	This Month			Current Fiscal Year to Date			Prior Fiscal Year to Date		
	Gross Receipts	Refunds (Deduct)	Receipts	Gross Receipts	Refunds (Deduct)	Receipts	Gross Receipts	Refunds (Deduct)	Receipts
Individual Income Taxes:									
Withheld.....	62,305			799,893			894,159		
Presidential Election Campaign Fund.....	(**)			45			49		
Other.....	3,926			271,390			396,261		
Total--Individual Income Taxes.....	66,232	3,742	62,489	1,071,328	258,457	812,871	1,290,470	276,319	1,014,151
Corporation Income Taxes.....	4,135	1,818	4,953	188,895	79,459	109,436	295,756	45,041	250,715
Social Insurance and Retirement Receipts:									
Employment and General Retirement:									
Federal Old-Age and Survivors Ins. Trust Fund:									
Federal Insurance Contributions Act Taxes.....	41,642		41,642	494,075		494,075	493,388		493,388
Self-Employment Contributions Act Taxes.....	562		562	27,379		27,379	26,692		26,692
Adjustments Attributable to Prior Years.....				-7,021		-7,021	-3,793		-3,793
Total--FOASI Trust Fund.....	42,204		42,204	514,433		514,433	516,287		516,287
Federal Disability Insurance Trust Fund:									
Federal Insurance Contributions Act Taxes.....	7,072		7,072	83,899		83,899	83,784		83,784
Self-Employment Contributions Act Taxes.....	96		96	4,650		4,650	4,533		4,533
Adjustments Attributable to Prior Years.....				-1,192		-1,192	-643		-643
Total--FDI Trust Fund.....	7,168		7,168	87,357		87,357	87,674		87,674
Federal Hospital Insurance Trust Fund:									
Federal Insurance Contributions Act Taxes.....	13,569		13,569	163,988		163,988	165,159		165,159
Self-Employment Contributions Act Taxes.....	240		240	11,671		11,671	11,631		11,631
Receipts from Railroad Retirement Board.....				496		496	494		494
Adjustments Attributable to Prior Years.....				-1,153		-1,153	-69		-69
Total--FHI Trust Fund.....	13,809		13,809	175,002		175,002	177,215		177,215
Railroad Retirement:									
Rail Pension and Supplemental Annuity.....	208	(**)	208	2,167	1	2,166	2,188	5	2,183
Social Security Equivalent Account.....	179	(**)	180	1,717	1	1,717	1,797	7	1,791
Total--Employment and General Retirement.....	63,568	-1	63,569	780,676	2	780,675	785,162	12	785,150
Unemployment Insurance:									
Deposits by States.....	3,894		3,894	30,702		30,702	32,239		32,239
Federal Unemployment Tax Act Taxes.....	63	10	53	6,734	98	6,636	7,308	106	7,202
Railroad Unemployment Taxes.....	(**)		(**)	93		93	94		94
Total--Unemployment Insurance.....	3,957	10	3,947	37,529	98	37,431	39,640	106	39,535
Other Retirement:									
Federal Employees Retirement - Employee Share.....	313		313	3,779		3,779	3,798		3,798
Non-Federal Employees Retirement.....	3		3	35		35	40		40
Total--Other Retirement.....	315		315	3,813		3,813	3,838		3,838
Total--Social Insurance and Retirement Receipts.....	67,841	10	67,831	822,018	99	821,919	828,641	118	828,523
Excise Taxes:									
Miscellaneous Excise Taxes.....	3,140	14,425	-1,285	19,879	5,695	14,183	19,227	1,313	17,915
Airport and Airway Trust Fund.....	694	21	673	9,994	102	9,892	10,284	51	10,234
Highway Trust Fund.....	2,754	256	2,498	31,752	910	30,842	31,867	918	30,949
Black Lung Disability Trust Fund.....	58		58	588		588	553		553
Total--Excise Taxes.....	6,646	4,702	1,944	62,213	6,708	55,506	61,932	2,282	59,650
Estate and Gift Taxes.....	1,494	98	1,396	22,965	1,120	21,845	27,684	883	26,801
Customs Duties.....	1,649	195	1,455	21,506	1,036	20,471	25,952	867	25,085
Miscellaneous Receipts:									
Deposits of Earnings by Federal Reserve Banks.....	4,140		4,140	27,794		27,794	31,681		31,681
Universal Service Fund.....	730		730	7,598		7,598	7,636		7,636
All Other.....	602	1	600	8,342	69	8,272	7,218	46	7,172
Total -- Miscellaneous Receipts.....	5,471	1	5,470	43,734	69	43,665	46,535	46	46,489
Total -- Receipts.....	153,467	7,929	145,538	2,232,660	346,948	1,885,712	2,576,970	325,556	2,251,414
Total -- On-Budget.....	104,095	7,929	96,166	1,630,870	346,948	1,283,922	1,973,008	325,556	1,647,452
Total -- Off-Budget.....	49,372		49,372	601,790		601,790	603,962		603,962

¹ Includes a reclassification of \$4,298 million from corporate tax refunds to excise tax refunds representing Black Liquor claims for July 2008 through June 2009.

... No Transactions

Note: Details may not add to totals due to rounding.

(*) Less than \$500,000

Table 5. Outlays of the U.S. Government, August 2009 and Other Periods

Classification	[\$ millions]								
	This Month			Current Fiscal Year to Date			Prior Fiscal Year to Date		
	Gross Outlays	Applicable Receipts	Outlays	Gross Outlays	Applicable Receipts	Outlays	Gross Outlays	Applicable Receipts	Outlays
Legislative Branch:									
Senate.....	77	(**)	77	795	2	792	756	2	754
House of Representatives.....	109	(**)	109	1,230	2	1,229	1,215	1	1,214
Joint Items.....	1	1	17	17	20	20
Capitol Police.....	24	24	280	280	255	255
Congressional Budget Office.....	3	3	38	38	34	34
Architect of the Capitol.....	40	(**)	40	452	4	448	445	10	435
Library of Congress.....	54	1	54	830	8	822	728	9	719
Government Printing Office.....	17	17	162	162	95	95
Government Accountability Office.....	39	39	481	481	451	451
United States Tax Court.....	4	4	44	44	42	42
Other Legislative Branch Agencies.....	3	3	52	52	47	47
Proprietary Receipts from the Public.....	(**)	(*)	5	-5	-5	5
Intrabudgetary Transactions.....	-1	-1	-20	-20	-31	-31
Total--Legislative Branch.....	372	2	371	4,362	21	4,341	4,058	17	4,040
Judicial Branch:									
Supreme Court of the United States.....	8	8	83	83	78	78
Courts of Appeals, District Courts, and Other									
Judicial Services.....	492	492	6,170	6,170	5,928	5,928
Other.....	18	18	304	304	252	252
Proprietary Receipts from the Public.....	13	-13	115	-115	59	-59
Intrabudgetary Transactions.....	-4	-4	-371	-371	-405	-405
Total--Judicial Branch.....	515	13	502	6,186	115	6,071	5,853	59	5,794
Department of Agriculture:									
Agricultural Research Service.....	99	99	1,107	1,107	1,204	1,204
National Institute of Food and Agriculture:									
Research and Education Activities.....	65	65	582	582	585	585
Extension Activities.....	30	30	427	427	394	394
Other.....	8	8	74	74	64	64
Animal and Plant Health Inspection Service.....	89	89	1,071	1,071	1,100	1,100
Food Safety and Inspection Service.....	80	80	887	887	841	841
Agricultural Marketing Service.....	32	32	1,096	1,096	880	880
Risk Management Agency:									
Administrative and Operating Expenses.....	8	8	66	66	69	69
Federal Crop Insurance Corporation Fund.....	840	11	829	11,415	4,190	7,225	5,742	2,068	3,674
Farm Service Agency:									
Salaries and Expenses.....	111	111	1,019	1,019	1,021	1,021
Agricultural Disaster Relief Fund.....	1	1	1	1
Commodity Credit Corporation.....	665	790	-125	20,608	9,960	10,648	18,196	12,556	5,640
Tobacco Trust Fund.....	2	2	896	896	914	914
Agricultural Credit Insurance Fund.....	23	25	-2	755	272	482	596	349	246
Other.....	12	12	240	240	2,407	2,407
Total--Farm Service Agency.....	814	815	-2	23,520	10,233	13,287	23,134	12,905	10,229
Natural Resources Conservation Service:									
Conservation Operations.....	74	74	783	783	762	762
Farm Security and Rural Investment Programs.....	93	93	1,400	1,400	1,578	1,578
Other.....	29	29	262	262	253	253
Rural Development.....	53	53	-3	-3	111	111
Rural Housing Service:									
Rural Housing Insurance Fund.....	198	66	132	942	736	206	849	870	-21
Rental Assistance Program.....	84	84	895	895	849	849
Other.....	162	162	329	329	206	206
Rural Utilities Service:									
Rural Electrification and Telecommunications Fund.....	756	132	624	1,120	2,002	-882	661	2,335	-1,674
Other.....	219	13	206	960	195	765	617	209	407
Foreign Agricultural Service.....	237	237	1,713	1,713	3,836	3,836
Food and Nutrition Service:									
Food Stamp Program.....	5,348	5,348	50,267	50,267	35,655	35,655
Child Nutrition Programs.....	520	520	14,556	14,556	13,327	13,327
Special Supplemental Nutrition Program for									
Women, Infants, and Children (WIC).....	538	538	5,966	5,966	5,679	5,679
Other.....	25	25	483	483	346	346
Total--Food and Nutrition Service.....	6,431	6,431	71,273	71,273	55,008	55,008
Forest Service:									
National Forest System.....	132	132	1,363	1,363	1,344	1,344
Capital Improvement and Maintenance.....	56	56	457	457	409	409
Wildland Fire Management.....	304	304	2,047	2,047	2,136	2,136
Forest Service Permanent Appropriations.....	22	22	662	662	580	580
Other.....	87	87	812	812	836	836
Total--Forest Service.....	602	602	5,340	5,340	5,304	5,304
Other.....	89	4	84	931	41	890	881	46	836
Proprietary Receipts from the Public.....	1,303	-1,303	3,331	-3,331	1,993	-1,993
Intrabudgetary Transactions.....	-2	-2	-190	-190	15	15
Total--Department of Agriculture.....	11,088	2,345	8,743	126,003	20,727	105,276	104,942	20,427	84,515

Table 5. Outlays of the U.S. Government, August 2009 and Other Periods – Continued

Classification	[\$ millions]								
	This Month			Current Fiscal Year to Date			Prior Fiscal Year to Date		
	Gross Outlays	Applicable Receipts	Outlays	Gross Outlays	Applicable Receipts	Outlays	Gross Outlays	Applicable Receipts	Outlays
Department of Commerce:									
Economic Development Administration	30	(**)	30	250	1	249	253	1	252
Bureau of the Census	182	182	2,405	2,405	1,072	1,072
International Trade Administration	34	34	370	370	387	387
National Oceanic and Atmospheric Administration	385	(**)	385	4,301	6	4,295	3,887	14	3,873
National Institute of Standards and Technology.....	60	60	689	689	696	696
National Telecommunication and Information Administration.....	41	41	1,652	1,652	478	478
Other	4	2	3	405	19	386	330	19	311
Proprietary Receipts from the Public.....	2	-2	73	-73	14	-14
Intrabudgetary Transactions	-11	-11	-23	-23	(**)	(**)
Total--Department of Commerce	727	4	723	10,049	100	9,949	7,103	48	7,055
Department of Defense--Military:									
Military Personnel:									
Department of the Army.....	3,117	3,117	60,606	60,606	58,258	58,258
Department of the Navy.....	2,331	2,331	40,577	40,577	40,260	40,260
Department of the Air Force.....	1,800	1,800	30,438	30,438	30,415	30,415
Defense Agencies.....	3,745	3,745	2,776	2,776
Total--Military Personnel.....	7,248	7,248	135,367	135,367	131,710	131,710
Operation and Maintenance:									
Department of the Army.....	8,862	8,862	89,364	89,364	84,864	84,864
Department of the Navy.....	3,775	3,775	45,604	45,604	44,550	44,550
Department of the Air Force.....	3,716	3,716	46,263	46,263	44,894	44,894
Defense Agencies.....	4,934	4,934	52,719	52,719	46,777	46,777
Total--Operation and Maintenance	21,287	21,287	233,950	233,950	221,085	221,085
International Reconstruction and Other Assistance:									
Department of the Army.....	2	2	30	30	26	26
Procurement:									
Department of the Army.....	3,209	3,209	40,548	40,548	35,366	35,366
Department of the Navy.....	3,096	3,096	34,600	34,600	34,356	34,356
Department of the Air Force.....	2,602	2,602	33,186	33,186	30,354	30,354
Defense Agencies.....	623	623	6,448	6,448	4,856	4,856
Total--Procurement.....	9,530	9,530	114,781	114,781	104,932	104,932
Research, Development, Test, and Evaluation:									
Department of the Army.....	785	785	10,872	10,872	10,491	10,491
Department of the Navy.....	1,452	1,452	17,588	17,588	16,836	16,836
Department of the Air Force.....	1,359	1,359	24,401	24,401	22,902	22,902
Defense Agencies.....	1,692	1,692	19,715	19,715	18,773	18,773
Total--Research, Development, Test, and Evaluation.....	5,288	5,288	72,576	72,576	69,002	69,002
Military Construction:									
Department of the Army.....	435	435	4,004	4,004	2,841	2,841
Department of the Navy.....	223	223	1,670	1,670	1,314	1,314
Department of the Air Force.....	127	127	1,230	1,230	1,303	1,303
Defense Agencies.....	866	866	8,633	8,633	4,923	4,923
Total--Military Construction	1,651	1,651	15,537	15,537	10,381	10,381
Family Housing:									
Department of the Army.....	52	52	650	650	1,043	1,043
Department of the Navy.....	48	48	462	462	488	488
Department of the Air Force.....	111	111	1,087	1,087	1,238	1,238
Defense Agencies.....	16	16	251	251	404	(**)	404
Revolving and Management Funds:									
Department of the Army.....	(**)	(**)
Department of the Navy.....	98	98	1,546	1,546	1,429	1,429
Defense Agencies:									
Working Capital Fund.....	-35	-35	1,563	1,563	3,089	3,089
Other.....	39	39	17	17	-101	(**)	-101
Allowances	6	6	-47	-47	34	34
Trust Funds:									
Department of the Army.....	2	2	7	7	7	7
Department of the Navy.....	2	2	24	24	19	19
Department of the Air Force.....	(**)	(**)	6	1	5	12	6	5
Defense Agencies.....	17	17	166	166	186	186
Proprietary Receipts from the Public:									
Department of the Army.....	-482	482	191	-191	1,118	-1,118
Department of the Navy.....	-27	27	226	-226	94	-94
Department of the Air Force.....	1	-1	18	-18	64	-64
Defense Agencies.....	97	-97	940	-940	924	-924
Intrabudgetary Transactions:									
Department of the Army.....	-26	-26	-34	-34	10	10
Department of the Navy.....	-117	-117	-133	-133	-11	-11
Department of the Air Force.....	2	2	-5	-5	-56	-56
Defense Agencies.....	1	1	25	25	-55	-55
Offsetting Governmental Receipts:									
Department of the Army.....	(**)	(**)	9	-9	9	-9
Defense Agencies.....	(**)	(**)	(**)	(**)	(**)	(**)
Total--Department of Defense--Military.....	45,222	-411	45,633	577,827	1,384	576,443	544,872	2,216	542,656

Table 5. Outlays of the U.S. Government, August 2009 and Other Periods – Continued

Classification	[\$ millions]								
	This Month			Current Fiscal Year to Date			Prior Fiscal Year to Date		
	Gross Outlays	Applicable Receipts	Outlays	Gross Outlays	Applicable Receipts	Outlays	Gross Outlays	Applicable Receipts	Outlays
Department of Education:									
Office of Elementary and Secondary Education:									
Education for the Disadvantaged.....	1,747	1,747	14,853	14,853	13,972	13,972
Impact Aid.....	9	9	1,306	1,306	1,241	1,241
School Improvement Programs.....	395	395	4,843	4,843	4,858	4,858
State Fiscal Stabilization Fund, Recovery Act.....	1,178	1,178	10,494	10,494
Other.....	6	6	108	108	110	110
Total--Office of Elementary and Secondary Education.....	3,334	3,334	31,604	31,604	20,181	20,181
Office of Innovation and Improvement.....	77	77	908	908	805	805
Office of Safe and Drug-Free Schools.....	61	61	660	660	673	673
Office of English Language Acquisition.....	46	46	682	682	573	573
Office of Special Education and Rehabilitative Services:									
Special Education.....	918	918	11,987	11,987	11,548	11,548
Rehabilitation Services and Disability Research.....	260	260	2,965	2,965	2,966	2,966
Special Institutions for Persons with Disabilities.....	11	11	186	186	187	187
Office of Vocational and Adult Education.....	179	179	1,893	1,893	1,769	1,769
Office of Postsecondary Education:									
Higher Education.....	201	201	2,035	2,035	1,830	1,830
Other.....	(**)	(**)	-1	228	18	211	240	17	223
Total--Office of Postsecondary Education.....	201	(**)	200	2,263	18	2,246	2,070	17	2,053
Office of Federal Student Aid:									
Student Financial Assistance.....	2,789	2,789	18,645	18,645	14,223	14,223
Academic Competitiveness-Smart Grant Program.....	41	41	517	517	465	465
Student Aid Administration.....	71	71	659	659	609	609
Federal Student Loan Reserve Fund.....	-391	-391	-483	-483
Federal Direct Student Loans.....	(**)	(**)	1,406	1,406	5,333	5,333
Federal Family Education Loans.....	-38	-38	505	505	3,995	3,995
Total--Federal Student Aid.....	2,862	2,862	21,340	21,340	24,142	24,142
Institute of Education Sciences.....	42	42	520	520	420	420
Departmental Management.....	56	56	508	508	525	525
Hurricane Education Recovery.....	1	1	58	58	175	175
Other.....	4	4
Proprietary Receipts from the Public.....	21	-21	25,193	-25,193	5,628	-5,628
Intrabudgetary Transactions.....	-12	-12	12	12	15	15
Total--Department of Education.....	8,037	21	8,016	75,585	25,211	50,375	66,052	5,645	60,408
Department of Energy:									
National Nuclear Security Administration:									
Naval Reactors.....	56	56	728	728	718	718
Weapons Activities.....	424	424	5,525	5,525	5,511	5,511
Defense Nuclear Nonproliferation.....	131	131	1,484	1,484	1,522	1,522
Other.....	29	29	376	376	347	347
Environmental and Other Defense Activities:									
Defense Environmental Cleanup.....	431	431	5,508	5,508	5,209	5,209
Other Defense Activities.....	78	78	808	808	809	809
Defense Nuclear Waste Disposal.....	5	5	123	123	216	216
Other.....	(**)	(**)	(**)	(**)	-1	-1
Energy Programs:									
Science.....	377	377	3,767	3,767	3,566	3,566
Energy Supply.....	61	61	1,151	1,151	1,335	1,335
Energy Efficiency and Renewable Energy.....	186	186	1,411	1,411	364	364
Uranium Enrichment Decontamination and Decommissioning Fund.....	55	55	508	508	492	492
Other.....	-132	3	-135	1,877	62	1,815	1,254	30	1,224
Total--Energy Programs.....	547	3	544	8,715	62	8,653	7,010	30	6,980
Power Marketing Administration.....	252	253	-1	2,635	2,587	48	2,738	3,165	-427
Departmental Administration.....	25	25	244	244	245	245
Proprietary Receipts from the Public.....	81	-81	1,353	-1,353	1,336	-1,336
Intrabudgetary Transactions.....	-208	-208	-1,642	-1,642	-2,910	-2,910
Total--Department of Energy.....	1,770	337	1,433	24,504	4,002	20,502	21,414	4,532	16,882

Table 5. Outlays of the U.S. Government, August 2009 and Other Periods – Continued

Classification	[\$ millions]								
	This Month			Current Fiscal Year to Date			Prior Fiscal Year to Date		
	Gross Outlays	Applicable Receipts	Outlays	Gross Outlays	Applicable Receipts	Outlays	Gross Outlays	Applicable Receipts	Outlays
Department of Health and Human Services:									
Public Health Service:									
Food and Drug Administration	169	1	168	1,917	6	1,911	1,269	7	1,262
Health Resources and Services Administration	778	2	776	6,533	10	6,524	6,400	12	6,388
Indian Health Services	157	157	3,255	3,255	3,033	3,033
Centers for Disease Control and Prevention	690	690	5,545	5,545	5,326	5,326
National Institutes of Health	2,477	2,477	27,201	27,201	26,533	26,533
Substance Abuse and Mental Health Services Administration	185	185	3,094	3,094	2,924	2,924
Agency for Healthcare Research and Quality	87	87	-28	-28	-111	-111
Total--Public Health Service	4,542	3	4,539	47,517	16	47,501	45,374	19	45,355
Centers for Medicare and Medicaid Services:									
Grants to States for Medicaid	20,348	20,348	229,881	229,881	184,710	184,710
Payments to Health Care Trust Funds	12,724	12,724	190,186	190,186	178,944	178,944
State Children's Health Insurance Fund	583	583	6,859	6,859	6,244	6,244
Federal Hospital Insurance Trust Fund:									
Benefit Payments	14,730	14,730	218,501	218,501	208,203	208,203
Administrative Expenses	199	199	2,105	2,105	1,887	1,887
Total--FHI Trust Fund	14,929	14,929	220,606	220,606	210,090	210,090
Health Care Fraud and Abuse Control	87	87	991	991	1,013	1,013
Federal Supplementary Medical Insurance Trust Fund:									
Benefit Payments	12,241	12,241	186,026	186,026	174,095	174,095
Administrative Expenses	229	229	2,406	2,406	2,382	2,382
Total--FSMI Trust Fund	12,470	12,470	188,432	188,432	176,478	176,478
Medicare Prescription Drugs:									
Benefit Payments	360	360	48,440	48,440	43,310	43,310
Administrative Expenses	57	57	200	200	354	354
Other	-22	-22	408	408	400	400
Total--Centers for Medicare and Medicaid Services	61,536	61,536	886,002	886,002	801,545	801,545
Administration for Children and Families:									
Temporary Assistance for Needy Families	1,357	1,357	16,643	16,643	16,386	16,386
Contingency Fund	179	179	726	726	225	225
Payments to States for Child Support Enforcement and Family Support Programs	303	303	3,544	3,544	3,603	3,603
Low Income Home Energy Assistance	165	165	4,373	4,373	2,562	2,562
Refugee and Entrant Assistance	70	70	596	596	532	532
Child Care Entitlement to States	214	214	2,722	2,722	2,681	2,681
Payments to States for the Child Care and Development Block Grant	211	211	2,114	2,114	1,899	1,899
Social Services Block Grant	227	227	1,717	1,717	1,734	1,734
Children and Families Services Programs	804	804	8,483	8,483	8,319	8,319
Payments to States for Foster Care and Adoption Assistance	604	604	6,447	6,447	6,280	6,280
Other	39	39	453	453	415	415
Total--Administration for Children and Families	4,172	4,172	47,820	47,820	44,638	44,638
Administration on Aging	115	115	1,325	1,325	1,298	1,298
Departmental Management	179	179	2,166	2,166	2,369	2,369
Other	80	80	455	455	580	580
Proprietary Receipts from the Public	5,897	-5,897	65,747	-65,747	62,915	-62,915
Intrabudgetary Transactions:									
Payments for Health Insurance for the Aged:									
Federal Supplementary Medical Insurance Trust Fund	-12,724	-12,724	-177,825	-177,825	-167,590	-167,590
Payments for Tax and Other Credits:									
Federal Hospital Insurance Trust Fund	-1	-1	-11,396	-11,396	-11,351	-11,351
Other	-80	-80	-681	-681	-3	-3
Total--Department of Health and Human Services	57,818	5,900	51,918	795,384	65,763	729,621	716,858	62,934	653,924
Department of Homeland Security:									
Departmental Management and Operations	89	89	917	917	639	639
Citizenship and Immigration Services	226	226	2,273	2,273	1,834	1,834
United States Secret Service	144	144	1,550	1,550	1,464	1,464
Transportation Security Administration	304	304	4,434	4,434	4,150	4,150
Immigration and Customs Enforcement	394	394	4,744	4,744	4,123	4,123
Customs and Border Protection	890	890	11,149	11,149	8,825	8,825
United States Coast Guard	686	1	685	8,669	10	8,659	8,159	9	8,150
National Protection and Programs Directorate	144	144	1,217	1,217	1,027	1,027
Federal Emergency Management Administration:									
State and Local Programs	209	209	1,856	1,856	2,015	2,015
Firefighter Assistance Grants	40	40	465	465	635	635
Disaster Relief	622	622	9,434	9,434	6,758	6,758
National Flood Insurance Fund	29	147	-118	3,175	976	2,200	1,127	1,429	-302
Other	81	81	1,414	1,414	1,076	1,076
Total--Federal Emergency Management Administration	980	147	833	16,344	976	15,368	11,612	1,429	10,183
Science and Technology	83	83	922	922	852	852
Domestic Nuclear Detection Office	39	39	453	453	351	351
Other	36	36	376	376	400	400
Proprietary Receipts from the Public	-21	21	53	-53	-41	41
Intrabudgetary Transactions	-28	-28	79	79	161	161
Offsetting Governmental Receipts	496	-496	4,743	-4,743	5,685	-5,685
Total--Department of Homeland Security	3,985	623	3,361	53,126	5,782	47,344	43,597	7,082	36,515

Table 5. Outlays of the U.S. Government, August 2009 and Other Periods – Continued

Classification	[\$ millions]								
	This Month			Current Fiscal Year to Date			Prior Fiscal Year to Date		
	Gross Outlays	Applicable Receipts	Outlays	Gross Outlays	Applicable Receipts	Outlays	Gross Outlays	Applicable Receipts	Outlays
Department of Housing and Urban Development:									
Public and Indian Housing Programs:									
Tenant Based Rental Assistance.....	1,417	1,417	14,695	14,695	14,442	14,442
Housing Certificate Fund.....	110	110	1,452	1,452	2,459	2,459
Project-Based Rental Assistance.....	650	650	6,823	6,823	5,534	5,534
Public Housing Capital Fund.....	287	287	2,933	2,933	2,688	2,688
Public Housing Operating Fund.....	364	364	4,074	4,074	3,779	3,779
Revitalization of Severely Distressed Public Housing (Hope VI).....	32	32	266	266	454	454
Native American Housing Block Grant.....	55	55	548	548	523	523
Other.....	1	1	-47	(**)	-47	-33	-33
Total--Public and Indian Housing Programs.....	2,916	2,916	30,744	(**)	30,744	29,845	29,845
Community Planning and Development:									
Housing Opportunities for Persons with AIDS.....	29	29	272	272	275	275
Community Development Fund.....	451	451	5,957	5,957	8,286	8,286
Home Investment Partnership Program.....	158	158	1,749	1,749	1,813	1,813
Homeless Assistance Grants.....	116	116	1,351	1,351	1,322	1,322
Other.....	48	48	155	(**)	155	77	1	76
Total--Community Planning and Development.....	801	801	9,483	(**)	9,483	11,774	1	11,773
Housing Programs:									
Credit Accounts:									
FHA-Mutual Mortgage Insurance Fund, Program Account.....	4	4	10,423	10,423	4,590	4,590
FHA-Mutual Mortgage Insurance Capital Reserve Account.....	-587	-587	-1,995	-1,995	-1,315	-1,315
FHA-Mutual Mortgage and Cooperative Housing Insurance Fund, Liquidating Account.....	(**)	-2	2	8	-14	22	46	11	35
FHA-General and Special Risk Fund, Program Account.....	4	4	6,842	6,842	369	369
FHA-General and Special Risk Fund, Liquidating Account.....	-5	5	8	101	-93	164	254	-90
Housing for the Elderly or Handicapped Fund, Liquidating Account.....	(**)	44	-44	(**)	685	-685	(**)	913	-913
Home Ownership Preservation Entity Fund.....	(**)	(**)	7	7	20	20
Housing for the Elderly.....	91	91	894	894	919	919
Housing for Persons with Disabilities.....	67	67	768	768	770	770
Other Assisted Housing Programs.....	4	4	47	47	52	52
Other.....	(**)	(**)	(**)	10	26	-16	14	37	-23
Total--Housing Programs.....	-417	38	-455	17,011	797	16,214	5,629	1,216	4,413
Government National Mortgage Association:									
Guarantees of Mortgage-Backed Securities.....	7	50	-43	59	51	8	60	543	-483
Management and Administration.....	127	127	1,522	1,522	1,458	1,458
Other.....	19	19	233	233	219	219
Proprietary Receipts from the Public:									
FHA-General and Special Risk Fund.....	12	-12	150	-150	1,451	-1,451
Other.....	22	-22	60	-60	34	-34
Intrabudgetary Transactions.....	3	3	-9	-9	6	6
Offsetting Governmental Receipts.....	(**)	(**)	3	-3	71	-71
Total--Department of Housing and Urban Development.....	3,456	123	3,333	59,044	1,061	57,983	48,991	3,316	45,675
Department of the Interior:									
Land and Minerals Management:									
Bureau of Land Management:									
Management of Lands and Resources.....	61	61	803	803	744	744
Other.....	49	8	41	622	77	545	630	137	493
Minerals Management Service.....	166	166	1,972	1,972	2,319	2,319
Office of Surface Mining Reclamation and Enforcement.....	29	29	427	427	452	452
Total--Land and Minerals Management.....	304	8	296	3,824	77	3,747	4,145	137	4,008
Water and Science:									
Bureau of Reclamation:									
Water and Related Resources.....	93	93	743	743	606	606
Other.....	49	29	20	441	265	176	480	257	224
United States Geological Survey.....	90	90	924	924	901	901
Other.....	(**)	(**)	88	88	53	53
Total--Water and Science.....	232	29	203	2,196	265	1,931	2,040	257	1,783
Fish and Wildlife and Parks:									
United States Fish and Wildlife Service.....	191	191	2,150	2,150	2,061	2,061
National Park Service.....	311	311	2,796	-2	2,798	2,562	2,562
Total--Fish and Wildlife and Parks.....	503	503	4,946	-2	4,948	4,623	4,623
Bureau of Indian Affairs and Bureau of Indian Education.....									
278	(**)	278	2,506	1	2,505	2,245	1	2,244	
Departmental Offices:									
Insular Affairs.....									
11	11	275	275	253	253	
Office of the Special Trustee for American Indians.....									
33	33	558	558	496	496	
Department-Wide Programs.....									
28	28	1,376	1,376	1,537	1,537	
Other.....									
29	29	215	215	180	180	
Proprietary Receipts from the Public.....									
.....	386	-386	4,759	-4,759	5,723	-5,723	
Intrabudgetary Transactions.....									
-60	-60	2	2	-499	-499	
Total--Department of the Interior.....	1,358	423	935	15,899	5,100	10,799	15,019	6,117	8,902

Table 5. Outlays of the U.S. Government, August 2009 and Other Periods – Continued

Classification	[\$ millions]								
	This Month			Current Fiscal Year to Date			Prior Fiscal Year to Date		
	Gross Outlays	Applicable Receipts	Outlays	Gross Outlays	Applicable Receipts	Outlays	Gross Outlays	Applicable Receipts	Outlays
Department of Justice:									
General Administration	319	319	1,901	1,901	1,741	1,741
Legal Activities and United States Marshals:									
General Legal Activities	36	36	707	707	671	671
United States Attorneys	146	146	1,734	1,734	1,552	1,552
United States Marshals Service	-37	-37	921	921	902	902
Assets Forfeiture Fund	77	77	891	891	1,206	1,206
Other	44	44	480	480	453	453
Federal Bureau of Investigation	587	587	5,959	5,959	5,663	5,663
Drug Enforcement Administration	204	204	2,045	2,045	1,847	1,847
Bureau of Alcohol, Tobacco, Firearms, and Explosives	88	88	960	960	963	963
Federal Prison System	520	26	494	5,790	298	5,492	5,426	295	5,131
Office of Justice Programs:									
State and Local Law Enforcement Assistance	423	423	2,144	2,144	1,383	1,383
Crime Victims Fund	50	50	525	525	538	538
Other	127	127	1,367	1,367	1,461	1,461
Other	52	52	599	599	614	614
Proprietary Receipts from the Public	-6	6	23	-23	82	-82
Intrabudgetary Transactions	37	37	-39	-39	551	551
Offsetting Governmental Receipts	47	-47	424	-424	346	-346
Total--Department of Justice	2,672	66	2,607	25,984	745	25,239	24,971	723	24,248
Department of Labor:									
Employment and Training Administration:									
Training and Employment Services	544	544	3,916	3,916	4,011	4,011
Community Service Employment for Older Americans	48	48	498	498	440	440
Federal Unemployment Benefits and Allowances	39	39	397	397	718	718
Federal Additional Unemployment Compensation Program-Recovery Act	942	942	5,424	5,424
State Unemployment Insurance and Employment Service Operations	-120	-120	87	87	18	18
Payments to the Unemployment Trust Fund	1,056	1,056
Advances to the Unemployment Trust Fund and Other Funds	15	15	50	50	41	41
Program Administration	1	1	72	72	93	93
Unemployment Trust Fund:									
Federal-State Unemployment Insurance:									
State Unemployment Benefits	11,454	11,454	100,696	100,696	37,762	37,762
State Administrative Expenses	458	458	3,516	3,516	3,207	3,207
Federal Administrative Expenses	39	39	463	463	467	467
Other	(**)	(**)	3	3	3	3
Total--Unemployment Trust Fund	11,951	11,951	104,678	104,678	41,439	41,439
Other	4,247	4,247	15,766	15,766	3	3
Total--Employment and Training Administration	17,668	17,668	131,944	131,944	46,763	46,763
Pension Benefit Guaranty Corporation	397	527	-131	4,319	4,141	178	4,306	2,593	1,713
Employment Standards Administration:									
Salaries and Expenses	29	29	394	394	386	386
Special Benefits	245	245	1,061	1,061	903	903
Energy Employees Occupational Illness Compensation Fund									
.....	61	61	965	965	984	984
Special Benefits for Disabled Coal Miners	19	19	222	222	243	243
Black Lung Disability Trust Fund	23	23	9,287	9,287	301	301
Other	22	22	258	258	281	281
Occupational Safety and Health Administration	41	41	459	459	456	456
Mine Safety and Health Administration	25	25	318	318	318	318
Bureau of Labor Statistics	40	40	448	448	434	434
Departmental Management	164	164	1,884	1,884	1,044	1,044
Other	11	11	133	133	131	131
Proprietary Receipts from the Public	2	-2	29	-29	35	-35
Intrabudgetary Transactions	-4,329	-4,329	-24,047	-24,047	-613	-613
Total--Department of Labor	14,417	530	13,887	127,645	4,170	123,474	55,940	2,628	53,313
Department of State:									
Administration of Foreign Affairs:									
Diplomatic and Consular Programs	468	468	5,620	5,620	5,207	5,207
Embassy Security, Construction, and Maintenance	100	100	1,013	1,013	1,030	1,030
Payment to Foreign Service Retirement and Disability Fund	157	157	159	159
Foreign Service Retirement and Disability Fund	69	69	747	747	723	723
Other	-54	-54	611	611	735	735
Total--Administration of Foreign Affairs	583	583	8,148	8,148	7,853	7,853
International Organizations and Conferences	33	33	3,138	3,138	3,005	3,005
Global Health and Child Survival	4	4	358	358	305	305
Migration and Refugee Assistance	58	58	1,388	1,388	1,094	1,094
International Narcotics Control and Law Enforcement	-75	-75	745	745	696	696
Andean Counterdrug Programs	34	34	398	398	774	774
Other	399	399	3,841	3,841	2,606	2,606
Proprietary Receipts from the Public	-30	30	-55	55	-6	6
Intrabudgetary Transactions	-96	-96	-319	-319	-181	-181
Total--Department of State	942	-30	972	17,698	-55	17,752	16,153	-6	16,159

Table 5. Outlays of the U.S. Government, August 2009 and Other Periods – Continued

Classification	[\$ millions]								
	This Month			Current Fiscal Year to Date			Prior Fiscal Year to Date		
	Gross Outlays	Applicable Receipts	Outlays	Gross Outlays	Applicable Receipts	Outlays	Gross Outlays	Applicable Receipts	Outlays
Department of Transportation:									
Office of the Secretary	49	49	168	168	164	164
Federal Aviation Administration:									
Operations	673	673	3,006	3,006	1,420	1,420
Airport and Airway Trust Fund:									
Grants-In-Aid for Airports	390	390	3,537	3,537	3,441	3,441
Facilities and Equipment	234	234	2,205	2,205	2,219	2,219
Research, Engineering, and Development	17	17	132	132	106	106
Trust Fund Share of FAA Operations	5,238	5,238	6,397	6,397
Total--Airport and Airway Trust Fund	641	641	11,112	11,112	12,163	12,163
Other	4	14	-10	-58	149	-207	-10	149	-159
Total--Federal Aviation Administration	1,318	14	1,304	14,060	149	13,911	13,573	149	13,424
Federal Highway Administration:									
Highway Trust Fund:									
Federal-Aid Highways	3,633	3,633	33,101	33,101	31,904	31,904
Other	4	4	67	12	55	130	11	119
Highway Infrastructure Investment, Recovery Act	769	769	1,450	1,450
Other Programs	7,060	7,060	7,891	7,891	1,211	1,211
Total--Federal Highway Administration	11,465	11,465	42,508	12	42,497	33,245	11	33,234
Federal Motor Carrier Safety Administration	44	44	460	460	464	464
National Highway Traffic Safety Administration	383	383	995	995	662	662
Federal Railroad Administration	33	(**)	33	1,787	7	1,779	1,463	4	1,459
Federal Transit Administration:									
Formula Grants	47	47	708	708	1,236	1,236
Capital Investment Grants	389	389	2,278	2,278	2,179	2,179
Formula and Bus Grants	707	707	5,990	5,990	4,953	4,953
Transit Capital Assistance, Recovery Act	134	134	430	430
Other	45	45	262	262	208	208
Total--Federal Transit Administration	1,321	1,321	9,667	9,667	8,575	8,575
Maritime Administration	70	7	63	846	367	480	665	319	346
Other	25	7	18	270	26	244	65	16	49
Proprietary Receipts from the Public	239	-239	368	-368	237	-237
Intrabudgetary Transactions	-7,000	-7,000	-6,986	-6,986	-13	-13
Offsetting Governmental Receipts	4	-4	77	-77	63	-63
Total--Department of Transportation	7,709	270	7,438	63,775	1,006	62,769	58,864	800	58,064
Department of the Treasury:									
Departmental Offices:									
Exchange Stabilization Fund	270	-270	3,630	3,732	-102	1,113	-1,113
Housing and Economic Recovery Programs	6	6	84,907	84,907
Troubled Asset Relief Programs	5,077	5,077	174,203	174,203
Other	148	148	1,040	1,040	900	900
Financial Management Service:									
Payment to the Resolution Funding Corporation	2,120	2,120	1,393	1,393
Financial Agent Services	40	40	521	521	475	475
Interest Paid to Credit Financing Accounts	(**)	(**)	26	26
Claims, Judgements, and Relief Acts	71	71	2,209	2,209	706	706
Other	26	(**)	26	737	(**)	737	790	790
Total--Financial Management Service	137	(**)	137	5,587	(**)	5,587	3,390	3,390
Federal Financing Bank	-14	-14	-274	-274	-370	-370
Alcohol and Tobacco Tax and Trade Bureau:									
Salaries and Expenses	7	7	88	88	85	85
Internal Revenue Collections for Puerto Rico	31	31	441	441	359	359
Bureau of Engraving and Printing	8	8	1	1	15	15
United States Mint	141	185	-45	2,191	2,607	-415	1,976	2,241	-264
Bureau of the Public Debt	43	43	261	261	246	246
Internal Revenue Service:									
Taxpayer Services	174	174	2,238	2,238	2,142	2,142
Enforcement	415	415	4,531	4,531	4,362	4,362
Central Fiscal Operations	(**)	(**)
Operations Support	285	285	3,476	3,476	3,506	3,506
Payment Where Earned Income Credit Exceeds Liability for Tax	100	100	42,360	42,360	40,563	40,563
Payment Where Recovery Rebate Exceeds Liability for Tax	478	478	15,053	15,053
Payment Where Child Credit Exceeds Liability for Tax	202	202	22,383	22,383	33,803	33,803
Payment Where Tax Credits to Aid First Time Homebuyers Exceeds Liability for Tax	1,189	1,189	8,836	8,836
Refunding Internal Revenue Collections, Interest	73	73	2,235	2,235	4,316	4,316
Other	59	(**)	59	1,024	7	1,017	377	6	371
Total--Internal Revenue Service	2,496	(**)	2,496	87,560	7	87,554	104,124	6	104,118
Comptroller of the Currency	57	13	43	645	399	246	605	381	224
Office of Thrift Supervision	16	1	14	213	247	-34	183	232	-48
Interest on the Public Debt:									
Interest on Treasury Debt Securities (Gross):									
Public Issues (Accrual Basis)	20,727	20,727	171,350	171,350	219,184	219,184
Special Issues (Cash Basis)	6,648	6,648	196,489	196,489	212,087	212,087
Total--Interest on Treasury Debt Securities (Gross)	27,375	27,375	367,839	367,839	431,271	431,271
Total--Interest on the Public Debt	27,375	27,375	367,839	367,839	431,271	431,271
Other	6	6	79	79	75	75
Proprietary Receipts from the Public	354	-354	8,023	-8,023	1,408	-1,408
Intrabudgetary Transactions	-72	-72	-4,851	-4,851	-2,773	-2,773
Total--Department of the Treasury	35,462	824	34,638	723,562	15,015	708,546	540,087	5,380	534,707

Table 5. Outlays of the U.S. Government, August 2009 and Other Periods – Continued

Classification	[\$ millions]								
	This Month			Current Fiscal Year to Date			Prior Fiscal Year to Date		
	Gross Outlays	Applicable Receipts	Outlays	Gross Outlays	Applicable Receipts	Outlays	Gross Outlays	Applicable Receipts	Outlays
Department of Veterans Affairs:									
Veterans Health Administration:									
Medical Services.....	2,682	2,682	31,122	31,122	27,437	27,437
Medical Support and Compliance.....	319	319	3,818	3,818	3,295	3,295
Medical Facilities.....	369	369	4,216	4,216	3,859	3,859
Other.....	71	26	45	866	308	558	742	280	462
Benefit Programs:									
Public Enterprise Funds:									
Housing Accounts.....	2	2	1	459	20	438	907	30	878
Compensation and Pensions.....	368	368	40,834	40,834	39,936	39,936
Readjustment Benefits.....	241	241	3,568	3,568	3,005	3,005
Insurance Funds:									
National Service Life.....	93	93	1,082	1,082	1,056	1,056
Veterans Special Life.....	12	2	10	135	150	-16	128	156	-28
Other.....	92	76	15	1,249	1,110	139	1,288	1,213	75
Total--Benefit Programs.....	807	80	728	47,325	1,280	46,045	46,321	1,399	44,922
Departmental Administration:									
Construction.....	118	118	948	948	761	761
Information Technology Systems.....	196	196	2,150	2,150	1,835	1,835
General Operating Expenses.....	169	169	1,778	(*)	1,778	1,586	(**)	1,585
Other.....	50	50	455	455	346	346
Proprietary Receipts from the Public:									
National Service Life.....	10	-10	123	-123	128	-128
Other.....	280	-280	3,801	-3,801	3,868	-3,868
Intrabudgetary Transactions.....	1	1	-4	-4	-8	-8
Total--Department of Veterans Affairs.....	4,784	396	4,388	92,674	5,512	87,162	86,174	5,675	80,499
Corps of Engineers:									
Construction.....	170	170	1,692	1,692	1,297	1,297
Operation and Maintenance.....	207	207	1,719	1,719	1,258	1,258
Flood Control and Coastal Emergencies.....	110	110	1,212	1,212	638	638
Harbor Maintenance Trust Fund.....	64	64	708	708	702	702
Rivers and Harbors Contributed Funds.....	25	25	355	355	259	259
Other.....	44	44	1,048	1,048	1,030	1,030
Proprietary Receipts from the Public.....	55	-55	480	-480	585	-585
Intrabudgetary Transactions.....	(**)	(**)	-11	-11	-10	-10
Total--Corps of Engineers.....	621	55	566	6,724	480	6,244	5,175	585	4,590
Other Defense Civil Programs:									
Military Retirement:									
Payment to Military Retirement Fund.....	51,125	51,125	46,187	46,187
Military Retirement Fund.....	4,180	4,180	45,784	45,784	41,947	41,947
Retiree Health Care:									
Payment to Department of Defense Medicare-Eligible Retiree Health Care Fund.....	10,660	10,660	12,930	12,930
Department of Defense Medicare-Eligible Retiree Health Care Fund.....	558	558	7,807	7,807	7,371	7,371
Educational Benefits.....	21	21	408	408	373	373
Other.....	19	19	246	246	200	200
Proprietary Receipts from the Public.....	1	-1	14	-14	14	-14
Intrabudgetary Transactions.....	-1,349	-1,349	-63,641	-63,641	-67,085	-67,085
Total--Other Defense Civil Programs.....	3,430	1	3,429	52,389	14	52,374	41,923	14	41,909
Environmental Protection Agency:									
Science and Technology.....	72	72	762	762	725	725
Environmental Programs and Management.....	195	195	2,199	2,199	2,133	2,133
State and Tribal Assistance Grants.....	294	294	3,151	3,151	3,426	3,426
Payment to the Hazardous Substance Superfund.....	1,748	1,748	985	985
Hazardous Substance Superfund.....	115	115	1,187	1,187	880	880
Other.....	30	(**)	30	196	22	174	172	22	150
Proprietary Receipts from the Public.....	14	-14	95	-95	87	-87
Intrabudgetary Transactions.....	4	4	-1,727	-1,727	-946	-946
Offsetting Governmental Receipts.....	2	-2	20	-20	22	-22
Total--Environmental Protection Agency.....	710	16	695	7,516	136	7,380	7,375	131	7,244
Executive Office of the President:									
The White House.....	5	5	59	(**)	59	61	61
Office of Management and Budget.....	7	7	77	77	71	71
Unanticipated Needs:									
Iraq Relief and Reconstruction Fund.....	53	53	365	365	993	993
Other.....	17	17	185	185	179	179
Proprietary Receipts from the Public.....	(**)	(**)	1	-1	1	-1
Intrabudgetary Transactions.....	(**)	(**)	(**)	(**)	-2	-2
Total--Executive Office of the President.....	82	(**)	82	688	1	687	1,302	1	1,301
General Services Administration:									
Real Property Activities.....	-42	-42	325	325	156	156
Supply and Technology Activities.....	13	13	-52	-52	52	52
General Activities.....	13	13	197	197	190	190
Proprietary Receipts from the Public.....	6	-6	144	-144	25	-25
Intrabudgetary Transactions.....	-1	-1	-11	-11	2	2
Total--General Services Administration.....	-18	6	-24	460	144	315	401	25	376

Table 5. Outlays of the U.S. Government, August 2009 and Other Periods – Continued

Classification	[\$ millions]								
	This Month			Current Fiscal Year to Date			Prior Fiscal Year to Date		
	Gross Outlays	Applicable Receipts	Outlays	Gross Outlays	Applicable Receipts	Outlays	Gross Outlays	Applicable Receipts	Outlays
International Assistance Program:									
International Security Assistance:									
Foreign Military Financing Program	223	223	4,992	4,992	4,450	4,450
Economic Support Fund	254	254	4,691	4,691	2,917	2,917
Other	64	48	15	827	206	621	818	250	568
Total--International Security Assistance.....	541	48	493	10,510	206	10,304	8,185	250	7,934
Multilateral Assistance:									
Contribution to the International Development									
Association	1,256	1,256	950	950
Other	169	169	809	809	704	704
Total--Multilateral Assistance.....	169	169	2,065	2,065	1,654	1,654
International Development Assistance:									
Agency for International Development:									
Development Assistance Program	123	123	1,313	1,313	1,076	1,076
International Disaster Assistance.....	78	78	577	577	494	494
Operating Expenses	63	63	707	707	631	631
Other.....	89	41	48	1,273	504	770	2,305	654	1,651
Proprietary Receipts from the Public.....	(**)	(**)	3	-3	33	-33
Intrabudgetary Transactions	3	3	-11	-11	44	44
Total--Agency for International Development.....	356	42	315	3,859	506	3,353	4,549	687	3,863
Overseas Private Investment Corporation:									
Overseas Private Investment Corporation Account.....									
.....	95	62	33	163	253	-90	137	265	-128
Proprietary Receipts from the Public.....	181	-181	222	-222	552	-552
Total--Overseas Private Investment Corporation	95	242	-147	163	475	-312	137	817	-680
Peace Corps.....	24	-1	25	287	(**)	287	309	-1	310
Other	7	7	93	93	83	(**)	83
Total--International Development Assistance.....	483	283	200	4,402	981	3,421	5,078	1,502	3,576
International Monetary Programs.....	-103	-103	-347	-347	-23	-23
Military Sales Programs:									
Foreign Military Sales Trust Fund									
.....	1,699	1,699	19,522	19,522	15,407	15,407
Other	(**)	(**)	(**)	(**)
Proprietary Receipts from the Public.....	2,804	-2,804	21,986	-21,986	19,922	-19,922
Other	108	(**)	108	717	(**)	717	496	2	495
Total--International Assistance Program	2,897	3,135	-238	36,869	23,173	13,696	30,797	21,676	9,121
National Aeronautics and Space Administration:									
Science, Aeronautics, and Exploration									
.....	770	770	9,103	9,103	10,015	10,015
Space Operations	558	558	6,076	6,076	5,889	5,889
Other	256	256	1,806	1,806	60	60
Proprietary Receipts from the Public.....	(**)	(**)	6	-6	4	-4
Intrabudgetary Transactions	(**)	(**)	-1	-1	2	2
Total--National Aeronautics and Space Administration	1,584	(**)	1,584	16,984	6	16,978	15,966	4	15,962
National Science Foundation:									
Research and Related Activities									
.....	609	609	4,381	4,381	4,114	4,114
Education and Human Resources	32	32	662	662	704	704
Other	27	27	433	433	461	461
Proprietary Receipts from the Public.....	(**)	(**)	2	-2	1	-1
Total--National Science Foundation.....	667	(**)	667	5,476	2	5,474	5,278	1	5,277
Office of Personnel Management:									
Government Payment for Annuity, Employees									
Health and Life Insurance Benefits	800	800	8,351	8,351	8,014	8,014
Civil Service Retirement and Disability Fund	5,700	5,700	61,959	61,959	58,343	58,343
Employees Life Insurance Fund	220	520	-300	2,300	4,050	-1,750	2,290	3,707	-1,417
Employees and Retired Employees Health Benefits Fund.....	3,384	3,194	191	34,160	34,202	-42	32,670	32,434	235
Other	-65	-65	28	28	57	57
Proprietary Receipts from the Public.....	2	-2	8	-8	2	-2
Intrabudgetary Transactions:									
Postal Service Contributions.....									
.....	-1,422	-1,422	-1,202	-1,202
Civil Service Retirement and Disability Fund:									
Other.....	-4	-4	-41	-41	-35	-35
Total--Office of Personnel Management	10,035	3,715	6,320	105,336	38,259	67,076	100,136	36,143	63,993
Small Business Administration:									
Public Enterprise Funds:									
Business Loan Fund									
.....	26	1	25	1,739	9	1,730	504	19	485
Disaster Loan Fund	5	(**)	5	580	2	578	284	3	280
Other	1	1	(**)	5	7	-2	5	6	-1
Other	64	64	316	(**)	316	431	431
Proprietary Receipts from the Public.....	(**)	(**)	489	-489	743	-743
Intrabudgetary Transactions	(**)	(**)	(**)	(**)
Total--Small Business Administration	96	2	94	2,640	508	2,132	1,223	771	453

Table 5. Outlays of the U.S. Government, August 2009 and Other Periods – Continued

Classification	[\$ millions]								
	This Month			Current Fiscal Year to Date			Prior Fiscal Year to Date		
	Gross Outlays	Applicable Receipts	Outlays	Gross Outlays	Applicable Receipts	Outlays	Gross Outlays	Applicable Receipts	Outlays
Social Security Administration:									
Payments to Social Security Trust Funds	17	17	20,812	20,812	17,816	17,816
Supplemental Security Income Program	547	547	44,020	44,020	43,445	43,445
Federal Old-Age and Survivors Insurance Trust Fund									
(Off-Budget):									
Benefit Payments	46,286	46,286	497,273	497,273	460,349	460,349
Administrative Expenses	308	308	3,192	3,192	2,919	2,919
Payment to Railroad Retirement Account	3,690	3,690	3,632	3,632
Total-FOASI Trust Fund	46,594	46,594	504,155	504,155	466,901	466,901
Federal Disability Insurance Trust Fund									
(Off-Budget):									
Benefit Payments	9,753	9,753	105,122	105,122	95,393	95,393
Administrative Expenses	194	194	2,317	2,317	2,253	2,253
Payment to Railroad Retirement Account	448	448	418	418
Total-FDI Trust Fund	9,947	9,947	107,887	107,887	98,064	98,064
Other	90	90	13,354	13,354	179	179
Proprietary Receipts from the Public:									
On-Budget	193	-193	3,021	-3,021	2,830	-2,830
Off-Budget	3	-3	82	-82	99	-99
Intrabudgetary Transactions:									
Off-Budget ¹	-17	-17	-20,810	-20,810	-17,806	-17,806
Total-Social Security Administration	57,179	196	56,982	669,417	3,104	666,314	608,598	2,930	605,668
Other Independent Agencies:									
Broadcasting Board of Governors	53	(**)	53	660	-1	661	650	(**)	650
Corporation for National and Community Service	95	(**)	95	832	1	831	814	2	812
Corporation for Public Broadcasting	461	461	448	448
District of Columbia:									
Courts	21	21	276	-1	277	240	240
General and Special Payments	-1	-1	533	(**)	533	393	(**)	393
Other	20	20	13	13
Equal Employment Opportunity Commission	26	(**)	26	322	4	318	296	4	292
Export-Import Bank of the United States	-15	11	-26	406	752	-346	517	1,102	-585
Federal Communications Commission:									
Universal Service Fund	641	641	7,336	7,336	7,007	7,007
Spectrum Auction Program Account	(**)	(**)	3	3	6	6
Other	40	3	37	329	19	310	268	22	247
Federal Deposit Insurance Corporation:									
Deposit Insurance Fund	7,361	196	7,165	18,350	9,019	9,331	15,265	15,265
FSLIC Resolution Fund	1	(**)	(**)	183	6	177	581	169	411
Total-Federal Deposit Insurance Corporation	7,361	196	7,165	18,533	9,025	9,508	15,845	169	15,676
Federal Drug Control Programs	83	83	349	349	328	328
Federal Housing Finance Agency	9	9	22	22
Intelligence Community Management Account	14	14	434	434	309	309
Legal Services Corporation	33	33	351	351	318	318
National Archives and Records Administration	45	2	43	390	18	372	348	20	327
National Credit Union Administration	180	2,187	-2,007	46,021	30,024	15,997	649	790	-141
National Endowment for the Arts	12	(**)	12	136	(**)	136	119	1	118
National Endowment for the Humanities	12	12	139	139	128	128
Institute of Museum and Library Services	21	21	236	236	228	228
National Labor Relations Board	21	(**)	21	234	(**)	234	231	(**)	231
Nuclear Regulatory Commission	87	135	-48	909	738	171	796	713	83
Postal Service:									
Off-Budget:									
Public Enterprise Funds	5,175	5,309	-134	63,333	64,266	-933	66,662	70,279	-3,617
Other	23	23	215	215
Other	118	118	109	(**)	109

Table 5. Outlays of the U.S. Government, August 2009 and Other Periods – Continued

Classification	[\$ millions]								
	This Month			Current Fiscal Year to Date			Prior Fiscal Year to Date		
	Gross Outlays	Applicable Receipts	Outlays	Gross Outlays	Applicable Receipts	Outlays	Gross Outlays	Applicable Receipts	Outlays
Railroad Retirement Board:									
Federal Windfall Subsidy	6	6	64	64	72	72
Federal Payments to the Railroad Retirement Accounts.....	(**)	(**)	321	321	359	359
Railroad Unemployment Insurance Trust Fund:									
Benefit Payments.....	15	15	133	133	75	75
Transfer to Administrative Funds	1	1	14	14	15	15
Rail Industry Pension Fund:									
Benefit Payments.....	365	365	3,855	3,855	3,671	3,671
Advances from FOASDI Fund.....	-110	-110	-1,192	-1,192	-1,143	-1,143
OASDI Certifications.....	110	110	1,192	1,192	1,144	1,144
Administrative Expenses.....	-1	-1	2	2	-1	-1
Transfer to Administrative Funds	5	5	57	57	58	58
Other.....	(**)	(**)	(**)	(**)	1	1
National Railroad Retirement Investment Trust:									
Administrative Expenses.....	1	1	64	64	69	69
Transfers to the Railroad Retirement Trust Funds from the National Railroad Retirement Investment Trust.....	1,372	1,372	1,160	1,160
Railroad Social Security Equivalent Benefit Account:									
Benefit Payments.....	518	518	5,877	5,877	5,631	5,631
Transfer to Administrative Funds	3	3	29	29	30	30
Other	3	3	139	139	(**)	(**)
Proprietary Receipts from the Public.....	1,194	-1,194	-4,509	4,509	-1,836	1,836
Intrabudgetary Transactions:									
Payments from Other Funds to the Railroad Retirement Trust Funds	-4,137	-4,137	-4,050	-4,050
Other.....	-1,693	-1,693	-1,519	-1,519
Total--Railroad Retirement Board	916	1,194	-278	6,096	-4,509	10,605	5,571	-1,836	7,407
Securities and Exchange Commission.....	65	(**)	65	533	(**)	533	283	-58	341
Smithsonian Institution.....	77	77	804	(**)	804	733	(**)	733
Tennessee Valley Authority	2,338	2,484	-146	29,251	30,034	-783	24,172	23,967	205
Other	138	31	108	2,000	441	1,559	1,851	520	1,331
Total--Other Independent Agencies	17,472	11,552	5,921	181,282	130,810	50,472	129,331	95,695	33,636
Undistributed Offsetting Receipts:									
Other Interest.....	(**)	(**)	11	-11
Employer Share, Employee Retirement:									
Department of Health and Human Services:									
Federal Hospital Insurance Trust Fund:									
Federal Employer Contributions.....	-276	-276	-2,844	-2,844	-2,674	-2,674
Postal Service Employer Contributions	-67	-67	-747	-747	-714	-714
Department of State:									
Foreign Service Retirement and Disability Fund	-19	-19	-217	-217	-200	-200
Other Defense Civil Programs:									
Military Retirement Fund.....	-1,496	-1,496	-19,498	-19,498	-17,659	-17,659
Department of Defense Medicare-Eligible Retiree Health Care Fund	-10,644	-10,644	-11,496	-11,496
Office of Personnel Management:									
Civil Service Retirement and Disability Fund	-1,582	-1,582	-18,627	-18,627	-17,045	-17,045
Social Security Administration (Off-Budget):									
Federal Old-Age and Survivors Insurance Trust Fund:									
Federal Employer Contributions.....	-1,088	-1,088	-11,072	-11,072	-10,236	-10,236
Federal Disability Insurance Trust Fund:									
Federal Employer Contributions.....	-184	-184	-1,880	-1,880	-1,737	-1,737
Payments for Military Service Credits	-8	-8
Other	-1	-1	-3	-3	-2	-2
Total--Employer Share, Employee Retirement.....	-4,712	-4,712	-65,532	-65,532	-61,770	-61,770

Table 5. Outlays of the U.S. Government, August 2009 and Other Periods – Continued

Classification	[\$ millions]								
	This Month			Current Fiscal Year to Date			Prior Fiscal Year to Date		
	Gross Outlays	Applicable Receipts	Outlays	Gross Outlays	Applicable Receipts	Outlays	Gross Outlays	Applicable Receipts	Outlays
Undistributed Offsetting Receipts:—Continued									
Interest Received by Trust Funds:									
Judicial Branch:									
Judicial Survivors Annuity Fund.....	-2	-2	-19	-19	-12	-12
Department of Health and Human Services:									
Federal Hospital Insurance Trust Fund.....	-15	-15	-15,853	-15,853	-15,903	-15,903
Federal Supplementary Medical Insurance Trust Fund.....	-18	-18	-2,953	-2,953	-3,134	-3,134
Department of Homeland Security:									
Oil Spill Liability Trust Fund.....	-1	-1	-20	-20	3	3
Other.....	-2	-2	-55	-55	-74	-74
Department of Labor:									
Unemployment Trust Fund.....	-10	-10	-2,680	-2,680	-3,601	-3,601
Department of State:									
Foreign Service Retirement and Disability Fund.....	(**)	(**)	-782	-782	-781	-781
Department of Transportation:									
Airport and Airway Trust Fund.....	-3	-3	-306	-306	-431	-431
Department of Veterans Affairs:									
National Service Life Insurance Fund.....	-1	-1	-511	-511	-554	-554
United States Government Life Insurance Fund.....	(**)	(**)	-2	-2	-2	-2
Corps of Engineers.....	-44	-44	-129	-129	-133	-133
Other Defense Civil Programs:									
Military Retirement Fund.....	-2,690	-2,690	-3,105	-3,105	-14,692	-14,692
Educational Benefits Fund.....	-16	-16	-29	-29	-78	-78
Armed Forces Retirement Home.....	-1	-1	(**)	(**)	-7	-7
Environmental Protection Agency.....	62	62	-55	-55	-207	-207
Office of Personnel Management:									
Civil Service Retirement and Disability Fund.....	-17	-17	-37,158	-37,158	-37,198	-37,198
Social Security Administration (Off-Budget):									
Federal Old-Age and Survivors Insurance Trust Fund.....	-51	-51	-107,199	-107,199	-102,679	-102,679
Federal Disability Insurance Trust Fund.....	-18	-18	-10,697	-10,697	-10,984	-10,984
Independent Agencies:									
Railroad Retirement Board.....	-7	-7	-30	-30	-61	-61
Other.....	-11	-11	-24	-24	-31	-31
Other.....	-47	-47	-128	-128	53	53
Total--Interest Received by Trust Funds.....	-2,896	-2,896	-181,735	-181,735	-190,507	-190,507
Digital Television Transition and Public Safety Fund.....	16,690	-16,690	1,779	-1,779
Rents and Royalties on the Outer Continental Shelf Lands.....	427	-427	4,759	-4,759	16,872	-16,872
Spectrum Auction Proceeds.....	(**)	(**)
Spectrum Relocation Activities.....	(**)	(**)
Total--Undistributed Offsetting Receipts.....	-7,608	427	-8,035	-247,268	21,449	-268,716	-252,277	18,662	-270,939
Total Outlays.....	287,482	30,541	256,942	3,637,818	373,745	3,264,073	3,056,175	304,229	2,751,946
Total On-Budget.....	227,101	25,228	201,872	3,113,887	309,396	2,804,491	2,567,999	233,851	2,334,148
Total Off-Budget.....	60,382	5,312	55,069	523,931	64,349	459,582	488,176	70,378	417,798
Total Surplus (+) or Deficit.....			-111,403			-1,378,361			-500,532
Total On-Budget.....			-105,706			-1,520,569			-686,696
Total Off-Budget.....			-5,697			+142,208			+186,164

MEMORANDUM

Receipts Offset Against Outlays (In Millions)

	Current Fiscal Year to Date	Comparable Period Prior Fiscal Year
Proprietary Receipts.....	142,075	127,994
Intrabudgetary Transactions.....	569,615	531,112
Governmental Receipts.....	22,704	8,689
Total Receipts Offset Against Outlays.....	734,393	667,795

¹Includes FICA and SECA tax credits, non-contributory military service credits, special benefits for the aged, and credit for the unnegotiated OASI benefit checks.

... No Transactions

(**) Less than \$500,000

Note: Details may not add to totals due to rounding.

This Page Left Blank Intentionally

Table 6. Means of Financing the Deficit or Disposition of Surplus by the U.S. Government, August 2009 and Other Periods

Assets and Liabilities Directly Related to Budget Off-Budget Activity	[\$ millions]					
	Net Transactions (-) denotes net reduction of either liability or asset accounts			Account Balances Current Fiscal Year		
	This Month	Fiscal Year to Date		Beginning of		Close of This Month
This Year		Prior Year	This Year	This Month		
Liability Accounts:						
Borrowing from the Public:						
Treasury Securities, Issued Under General						
Financing Authorities:						
Debt Held by the Public	148,546	1,675,453	429,795	5,808,691	7,335,598	7,484,145
Intragovernmental Holdings	-4,953	112,692	208,307	4,216,033	4,333,678	4,328,725
Total Treasury Securities Outstanding	143,594	1,788,145	638,102	10,024,725	11,669,277	11,812,870
Plus Premium on Treasury Securities	-88	4,885	298	4,819	9,792	9,704
Less Discount on Treasury Securities	805	1,216	-20,118	68,954	69,365	70,170
Total Treasury Securities Net of Premium and Discount	142,701	1,791,814	658,517	9,960,590	11,609,703	11,752,404
Agency Securities, Issued Under Special Financing						
Authorities (See Schedule B. for Other Agency						
Borrowing, See Schedule C)						
Total Federal Securities	-151	-766	284	23,104	22,489	22,338
Total Federal Securities	142,550	1,791,048	658,801	9,983,694	11,632,192	11,774,742
Deduct:						
Federal Securities Held As Investments						
of Government Accounts (See Schedule D)						
Less Discount on Federal Securities Held as Investments of Government Accounts	409	-1,481	-17,721	27,432	25,542	25,951
Net Federal Securities Held as Investments of Government Accounts	-5,464	117,498	225,966	4,183,059	4,306,020	4,300,556
Total Borrowing from the Public	148,014	1,673,551	432,835	5,800,635	7,326,172	7,474,185
Accrued Interest Payable to the Public	-16,710	-7,747	-8,759	40,131	49,094	32,384
Allocations of Special Drawing Rights	43,190	43,171	65	7,630	7,611	50,801
Deposit Funds	-1,383	-16,792	17,288	27,417	12,007	10,624
Miscellaneous Liability Accounts (Includes Checks Outstanding Etc.)	-2,791	-917	4,098	10,449	12,323	9,533
Total Liability Accounts	170,320	1,691,266	445,526	5,886,262	7,407,207	7,577,527
Asset Accounts (Deduct)						
Cash and Monetary Assets:						
U.S. Treasury Operating Cash: ¹						
Federal Reserve Account	362	60,345	-857	32,988	92,971	93,333
Supplementary Financing Program Account	-2	-99,559	299,491	199,935	199,932
Tax and Loan Note Accounts	-24	-37,177	-67,507	39,129	1,976	1,951
Balance	336	-76,392	-68,364	371,608	294,881	295,217
Special Drawing Rights:						
Total Holdings	43,216	43,243	194	9,418	9,444	52,660
SDR Certificates Issued to Federal Reserve Banks	-2,200	-2,200	-2,200
Balance	43,216	43,243	194	7,218	7,244	50,460
Reserve Position on the U.S. Quota in the IMF:						
U.S. Subscription to International Monetary Fund:						
Direct Quota Payments	46,525	46,525	46,525
Maintenance of Value Adjustments	473	328	491	11,325	11,180	11,653
Letter of Credit Issued to IMF	19	8,533	275	-51,864	-43,350	-43,331
Dollar Deposits with the IMF	2	-50	13	-88	-140	-138
Receivable/payable (-) for Interim Maintenance of Value Adjustments	-370	-866	-468	-1,148	-1,644	-2,014
Balance	124	7,945	311	4,750	12,571	12,695
Other Cash and Monetary Assets	195	423	1,043	26,720	26,948	27,143
Total Cash and Monetary Assets	43,871	-24,781	-66,817	410,296	341,644	385,515
Non-Federal Securities of the National Railroad						
Retirement Investment Trust	1,147	-6,528	-2,780	27,503	19,828	20,975
Net Activity, Guaranteed Loan Financing	440	7,128	6,905	-42,407	-35,719	-35,279
Net Activity, Direct Loan Financing	13,455	336,970	7,356	195,773	519,288	532,743
Miscellaneous Asset Accounts	5	305	794	580	880	885
Total Asset Accounts	58,917	313,094	-54,542	591,744	845,921	904,838
Excess of Liabilities (+) or Assets (-)	111,403	1,378,171	500,068	5,294,518	6,561,286	6,672,689
Transactions Not Applied to Current Year's Surplus or Deficit (See Schedule A for Details)						
Total Budget and Off-Budget Federal Entities (Financing of Deficit (+) or Disposition Of Surplus (-))	111,403	1,378,361	500,532	5,294,518	6,561,476	6,672,879

¹Major sources of information used to determine Treasury's operating cash balance include Federal Reserve Banks, the Treasury Regional Finance Centers, the Internal Revenue Service Centers, the Bureau of the Public Debt and various electronic systems. Deposits are reflected as received and withdrawals are reflected as processed.

... No Transactions
Note: Details may not add to totals due to rounding.

Table 6. Schedule A-Analysis of Change in Excess of Liabilities of the U.S. Government, August 2009 and Other Periods

Classification	[\$ millions]		
	This Month	Fiscal Year to Date	
		This Year	Prior Year
Excess of Liabilities Beginning of Period:			
Based on Composition of Unified Budget in			
Preceding Period	6,561,286	5,294,525	4,841,785
Adjustments During Current Fiscal Year for			
Changes in Composition of Unified Budget:			
Revisions by Federal Agencies to the Prior Budget Results	-7	-1,307
Excess of Liabilities Beginning of Period (Current Basis).....	<u>6,561,286</u>	<u>5,294,518</u>	<u>4,840,478</u>
Budget Surplus (-) or Deficit:			
Based on Composition of Unified Budget in Prior Fiscal Yr.....	111,403	1,378,361	500,532
Total Surplus (-) or Deficit (Table 2).....	<u>111,403</u>	<u>1,378,361</u>	<u>500,532</u>
Total-On-Budget (Table 2).....	<u>105,706</u>	<u>1,520,569</u>	<u>686,696</u>
Total-Off-Budget (Table 2).....	<u>5,697</u>	<u>-142,208</u>	<u>-186,164</u>
Transactions Not Applied to Current Year's Surplus or Deficit:			
Seigniorage	-190	-440
Reclassification of Aged Unreconciled Accounts	-24
Total-transactions Not Applied to Current Year's			
Surplus or Deficit	-190	-464
Excess of Liabilities Close of Period	<u>6,672,689</u>	<u>6,672,689</u>	<u>5,340,547</u>

... No Transactions

Note: Details may not add to totals due to rounding.

Table 6. Schedule B-Securities Issued by Federal Agencies Under Special Financing Authorities, August 2009 and Other Periods

Classification	[\$ millions]					
	This Month	Net Transactions (-) denotes net reduction of liability accounts		Account Balances Current Fiscal Year		
		Fiscal Year to Date		Beginning of		Close of
		This Year	Prior Year	This Year	This Month	This Month
Agency Securities, Issued Under Special Financing Authorities:						
Obligations Guaranteed by the United States,						
Issued By:						
Department of Housing and Urban Development:						
Federal Housing Administration	-37	-16	69	33	33
Obligations Not Guaranteed by the United States,						
Issued By:						
Legislative Branch:						
Architect of the Capitol.....	-8	-8	-3	150	150	143
Independent Agencies:						
Federal Communications Commission.....	(**)	(**)	(**)
National Archives and Records Administration	-6	-12	-11	204	199	193
Tennessee Valley Authority	-137	-709	313	22,680	22,107	21,970
Total Agency Securities	<u>-151</u>	<u>-766</u>	<u>284</u>	<u>23,104</u>	<u>22,489</u>	<u>22,338</u>

... No Transactions

Note: Details may not add to totals due to rounding.

(* *) Less than \$500,000.

Table 6. Schedule C (Memorandum)-Federal Agency Borrowing Financed Through the Issue of Treasury Securities, August 2009 and Other Periods

Classification	[\$ millions]					
	This Month	Transactions		Account Balances Current Fiscal Year		
		Fiscal Year to Date		Beginning of		Close of This Month
		This Year	Prior Year	This Year	This Month	
Borrowing from the Treasury:						
Department of Agriculture:						
Farm Service Agency:						
Commodity Credit Corporation.....	-735	-1,595	-1,168	3,886	3,026	2,291
Agricultural Credit Insurance Fund.....	513	2,235	-387	5,277	7,000	7,513
Farm Storage Facility Loans.....	32	62	523	556	556
Apple Loans Fund.....	-1	(**)	(**)	(**)
Emergency Boll Weevil Loan Fund.....	(**)	(**)	(**)	(**)	(**)
Rural Housing Service:						
Rural Housing Insurance.....	471	1,953	471	12,023	13,505	13,975
Rural Community Facility Loans Fund.....	-38	247	378	2,715	3,000	2,962
Multifamily Housing Revitalization Loan Account.....	-5	47	34	42	94	89
Rural Business - Cooperative Service:						
Rural Business and Industry Loans.....	-10	-10	30	92	92	82
Rural Development Loan Fund.....	-3	8	3	279	289	286
Rural Economic Development Loan Fund.....	-7	(**)	14	108	115	108
Renewable Energy Guaranteed Loan Account.....	(**)	(**)	(**)	(**)
Rural Utilities Service:						
Rural Water and Waste Disposal Fund.....	-45	504	647	8,071	8,620	8,575
Rural Electrification and Telecommunications Fund.....	-25	627	1,049	15,808	16,461	16,435
Rural Telephone Bank.....	-108	-70	42	557	595	487
Distance Learning and Telemedicine Program.....	6	62	47	352	408	415
Foreign Agricultural Service.....	-731	-726	8	1,456	1,461	730
Department of Commerce:						
National Oceanic and Atmospheric Administration:						
Fisheries Finance.....	1	26	3	465	490	491
Fishing Vessel Obligations.....	-2	-2	7	5	5
National Telecommunications and Information Administration						
Digital Television Transition and Public Safety Fund.....	-5	505	5
Department of Defense - Military:						
Arms Initiative Loans.....	(**)	(**)	-27	1	1	1
Family Housing Improvement Loans.....	113	28	233	346	346
Department of Education:						
College Housing and Academic Facilities Loans.....	(**)	75	75	75
Federal Direct Student Loans.....	9,898	54,892	14,656	117,488	162,482	172,380
Teach Grant Loans.....	13	54	26	14	55	68
Temporary Student Loan Purchase Authority.....	150	40,495	10,728	10,754	51,099	51,249
Federal Family Education Loans.....	874	874	874
Department of Energy:						
Bonneville Power Administration Fund.....	-143	-40	2,186	2,042	2,042
Department of Homeland Security:						
National Flood Insurance Fund.....	1,988	-175	17,360	19,348	19,348
Disaster Assistance Loan Fund.....	4	-251	(**)	4	4
Department of Housing and Urban Development:						
Public and Indian Housing Programs:						
Low-Rent Public Housing - Loans and Other Expenses.....	5	6	1	1	6
Housing Programs:						
Federal Housing Administration.....	275	4,832	5,107	5,107
Department of the Interior:						
Helium Fund.....	252	252	252
Bureau of Reclamation Loan Fund.....	(**)	52	51	51
Bureau of Indian Affairs.....	1	8	8	8
Assistance to American Samoa Loan Fund.....	11	11	11
Department of Labor:						
Black Lung Disability Trust Fund.....	6,371	6,371	6,371
Department of State:						
Repatriation Loans.....	(**)	(**)	2	2	2
Department of Transportation:						
Minority Business Resource Center Fund.....	(**)
Essential Air Service and Rural Airport Improvement Fund.....	-15	15	15
Federal Aviation Administration:						
Aircraft Purchase Loan Guarantee Program.....	(**)	(**)	(**)
Federal Highway Administration:						
Transportation Infrastructure Finance and Innovation Fund.....	312	482	853	1,331	1,501	1,813
Federal Railroad Administration:						
Railroad Rehabilitation and Improvement Loan Fund.....	-5	43	-223	287	335	329
Other.....	(**)	(**)	(**)
Maritime Administration:						
Ocean Freight Differential.....	38	-84	108	146	146
Maritime Guaranteed Loan (Title XI) Fund.....	2	19	19	21	21
Department of Treasury:						
Departmental Offices:						
Community Development Financial Institutions Fund.....	-3	-1	1	41	44	40
Housing and Economic Recovery Programs.....	495	203,265	5,415	208,185	208,680
Troubled Assets Insurance Financing Fund.....	751	751	751
Troubled Asset Relief Program.....	4,659	199,221	194,562	199,221
Federal Financing Bank Revolving Fund.....	51	19,745	-3,945	21,957	41,651	41,703

Table 6. Schedule C (Memorandum)-Federal Agency Borrowing Financed Through the Issue of Treasury Securities, August 2009 and Other Periods

Classification	[\$ millions]					
	This Month	Transactions		Account Balances Current Fiscal Year		
		Fiscal Year to Date		Beginning of		Close of This Month
		This Year	Prior Year	This Year	This Month	
Borrowing from the Treasury:—Continued						
Department of Veterans Affairs:						
Veterans Housing Benefit Program Fund.....	1,636	1,169	1,527	3,163	3,163
Native American Veteran Housing Fund.....	35	8	45	80	80
Vocational Rehabilitation Loan Fund.....	4	4	2	6	6
Corps of Engineers:						
Washington Aqueduct.....	-4	-1	12	8	8
Environmental Protection Agency:						
Abatement, Control, and Compliance Loan Program.....	-1	-1	13	12	12
General Services Administration:						
Land Acquisition and Development Fund.....	(**)	(**)	(**)
International Assistance Program:						
International Security Assistance:						
Foreign Military Loan Program.....	-58	7	65	7
Military Debt Reduction.....	30	30	30
Agency for International Development:						
International Debt Reduction.....	477	477	477
Development Credit Authority Loan Fund.....	(**)	(**)	(**)
Overseas Private Investment Corporation.....	-151	113	76	861	1,126	974
Small Business Administration:						
Business Loan Fund.....	532	1,766	-387	971	2,205	2,736
Disaster Loan Fund.....	-573	-1,516	8,492	7,920	7,920
Independent Agencies:						
Export-Import Bank of the United States.....	-690	735	-1,596	2,929	4,355	3,664
Federal Communications Commission:						
Spectrum Auction Loan Fund.....	113	113	113
National Credit Union Administration.....	1,000	1,000	1,000
Presidio Trust Fund.....	50	50	50
Railroad Retirement Board:						
Social Security Equivalent Benefit Account.....	295	-67	-149	3,096	2,734	3,029
Smithsonian Institution:						
John F. Kennedy Center Parking Facilities.....	20	20	20
Tennessee Valley Authority.....	150
Total Agency Borrowing from the Treasury						
Financed Through Treasury Securities Issued.....	14,786	536,437	21,075	252,757	774,408	789,194
Borrowing from the Federal Financing Bank:						
Department of Agriculture:						
Rural Utilities Service:						
Rural Electrification and Telecommunications Fund.....	231	2,359	479	26,326	28,454	28,685
Department of Defense - Military:						
Department of the Navy:						
Defense Agencies.....	1,624	1,624	1,624
.....	-17	-53	-1,608	-1,624	-1,624
Department of Education:						
Historically Black College and University Capital Financing Fund.....	5	89	15	337	420	426
Department of Health and Human Services:						
Health Maintenance Organization Loan and Loan Guarantee Fund.....						
.....	(**)	(**)	(**)
Department of Housing and Urban Development:						
Low-Rent Housing - Loans and Other Expenses.....	-104	-99	691	587	587
Department of the Interior:						
Assistance to Territories.....	-1
Department of Transportation:						
Railroad Rehabilitation and Improvement Loan Fund.....	(**)	(**)	2	2	2
Department of Veterans Affairs:						
Guaranteed Transitional Housing for Homeless Veterans.....	(**)	(**)	5	5	5
General Services Administration:						
Federal Buildings Fund.....	-1	-48	-40	2,078	2,031	2,029
International Assistance Program:						
Foreign Military Financing Program.....	-34	-117	-138	680	597	563
Small Business Administration:						
Business Loan Fund.....	-1	-4	-7	10	6	6
Independent Agencies:						
National Credit Union Administration.....	-150	17,300	1,109	18,559	18,409
Postal Service.....	-11	-1,295	-3,634	7,200	5,917	5,905
Total Borrowing from the Federal Financing Bank.....	40	18,162	-3,478	38,455	56,577	56,617

Note: This table includes lending by the Federal Financing Bank accomplished by the purchase of agency financial assets, by the acquisition of agency debt securities, and by direct loans on behalf of an agency. The Federal Financing Bank borrows from Treasury and issues its own securities and in turn may loan these funds to agencies in lieu of agencies borrowing directly through Treasury or issuing their own securities.

... No Transactions

(***) Less than \$500,000

Note: Details may not add to totals due to rounding.

Table 6. Schedule D-Investments of Federal Government Accounts in Federal Securities, August 2009 and Other Periods

Classification	[\$ millions]					
	Net Purchases or Sales (-)			Securities Held as Investments Current Fiscal Year		
	This Month	Fiscal Year to Date		Beginning of		Close of This Month
This Year		Prior Year	This Year	This Month		
Federal Funds:						
Department of Agriculture	-1	15	26	102	118	117
Department of Commerce.....	3	3	3	3
Department of Defense-Military:						
Defense Cooperation Account	(**)	7	(**)	7	7
Department of Energy.....	740	2,291	3,277	47,281	48,832	49,572
Department of Health and Human Services.....	(**)	2,114	2,113	2,114
Department of Housing and Urban Development:						
Housing Programs:						
Federal Housing Administration Fund.....	218	-8,847	-3,329	19,092	10,027	10,245
Government National Mortgage Association:						
Guarantees of Mortgage-Backed Securities	43	(**)	479	9,271	9,227	9,271
Department of the Interior.....	57	184	-4	7,104	7,231	7,289
Department of Labor.....	344	-1,556	-19,335	16,988	15,088	15,432
Department of Transportation.....	19	181	195	1,119	1,282	1,301
Department of the Treasury.....	254	393	596	17,745	17,884	18,137
Department of Veterans Affairs:						
Canteen Service Revolving Fund.....	-26	26
Veterans Reopened Insurance Fund.....	-4	-21	-19	356	339	335
Servicemen's Group Life Insurance Fund.....	(**)	(**)	1	1	1
Other Defense Civil Programs:						
Uniformed Services Retiree Health Care Fund.....	835	14,780	20,473	112,726	126,670	127,505
Office of Personnel Management:						
Postal Service Contributions.....	1,422	1,202	32,294	33,715	33,715
Independent Agencies:						
Federal Deposit Insurance Corporation:						
Deposit Insurance Fund.....	-7,271	-9,578	-15,333	29,937	27,630	20,359
FSLIC Resolution Fund.....	(**)	-2	134	3,320	3,317	3,318
Federal Housing Finance Agency.....	-6	41	48	41
National Credit Union Administration.....	1,893	2,281	113	7,292	7,679	9,572
Postal Service.....	-596	21	1,605	1,009	1,009
Tennessee Valley Authority.....	(**)	50	50	50
Other.....	123	168	653	13,662	13,707	13,830
Other.....	86	240	327	7,971	8,126	8,211
Total Treasury Securities.....	-2,669	3,542	-10,521	327,890	334,101	331,432
Total Federal Funds.....	-2,669	3,542	-10,521	327,890	334,101	331,432
Trust Funds:						
Legislative Branch:						
Library of Congress.....	-1	-11	-1	47	37	37
United States Tax Court.....	(**)	(**)	1	9	9	10
Other.....	-1	3	-4	31	34	34
Judicial Branch:						
Judicial Retirement Funds.....	5	54	30	774	823	827
Department of Agriculture.....	21	32	33	6	17	38
Department of Defense-Military:						
Voluntary Separation Incentive Fund.....	-2	-17	-17	512	496	494
Other.....	2	336	-7	32	367	368
Department of Health and Human Services:						
Federal Hospital Insurance Trust Fund.....	-555	-8,835	-5,219	318,741	310,462	309,906
Federal Supplementary Medical Insurance Trust Fund.....	4,683	2,427	15,017	59,090	56,833	61,516
Other.....	50	188	24	2,709	2,847	2,897

Table 6. Schedule D-Investments of Federal Government Accounts in Federal Securities, August 2009 and Other Periods

[\$ millions]

Classification	Net Purchases or Sales (-)			Securities Held as Investments Current Fiscal Year		
	This Month	Fiscal Year to Date		Beginning of		Close of This Month
		This Year	Prior Year	This Year	This Month	
Trust Funds—Continued						
Department of Homeland Security.....	31	270	247	3,074	3,313	3,344
Department of the Interior	-1	-26	-10	65	41	40
Department of Labor:						
Unemployment Trust Fund	19	-49,670	2,387	72,432	22,744	22,762
Other	22	-20	-44	67	25	47
Department of State:						
Foreign Service Retirement and Disability Fund	-48	432	438	14,855	15,335	15,287
Other	(**)	2	1	36	37	37
Department of Transportation:						
Airport and Airway Trust Fund	40	435	-217	7,674	8,068	8,108
Highway Trust Fund.....	4,953	-652	-5,179	12,811	7,207	12,160
Other	(**)	(**)	(**)	(**)
Department of Treasury.....	-44	-239	-213	957	762	718
Department of Veterans Affairs:						
General Post Fund, National Homes	-13	-7	2	71	77	64
National Service Life Insurance	-81	-444	-372	9,272	8,910	8,828
United States Government Life Insurance Fund	(**)	-4	-4	30	26	26
Veterans Special Life Insurance Fund	-10	17	28	1,999	2,025	2,015
Corps of Engineers.....	66	485	665	4,739	5,158	5,224
Other Defense Civil Programs:						
Military Retirement Fund.....	152	27,490	27,234	215,949	243,287	243,439
Other	42	199	308	1,886	2,042	2,084
Environmental Protection Agency.....	-161	754	505	6,049	6,965	6,803
National Aeronautics and Space Administration	1	(**)	1	15	15	15
Office of Personnel Management:						
Civil Service Retirement and Disability Fund:						
Treasury Securities.....	-3,786	-2,363	-294	728,850	730,274	726,488
Employees Life Insurance Fund.....	294	1,719	1,410	34,397	35,822	36,116
Employees and Retired Employees Health Benefits Fund.....	-1,987	-1,761	-222	15,565	15,792	13,804
Social Security Administration:						
Federal Old-Age and Survivors Insurance Trust Fund	-3,272	147,441	178,834	2,150,651	2,301,365	2,298,092
Federal Disability Insurance Trust Fund.....	-2,593	-6,202	3,593	216,487	212,878	210,285
Independent Agencies:						
Harry S. Truman Memorial Scholarship Trust Fund	-7	-7	(**)	55	55	48
Japan-United States Friendship Commission	5	(**)	33	38	38
Railroad Retirement Board:						
Treasury Securities.....	-183	400	-216	1,857	2,440	2,257
Agency Securities.....	-5	(**)	6	1	1
Other	-20	48	26	765	833	813
Total Treasury Securities.....	-2,386	112,479	218,766	3,882,595	3,997,460	3,995,074
Total Agency Securities.....	-5	(**)	6	1	1
Total Trust Funds	-2,386	112,475	218,766	3,882,600	3,997,461	3,995,075
Grand Total	-5,055	116,017	208,245	4,210,491	4,331,562	4,326,507

... No Transactions
 (**) Less than \$500,000

Note: Investments are in Treasury securities unless otherwise noted.
 Note: Details may not add to totals due to rounding.

Table 6. Schedule E-Net Activity, Guaranteed and Direct Loan Financing, August 2009 and Other Periods

[\$ millions]

Classification	Net Transactions (-) denotes net reduction of liability accounts			Account Balances Current Fiscal Year		
	This Month	Fiscal Year to Date		Beginning of		Close of This Month
		This Year	Prior Year	This Year	This Month	
Guaranteed Loan Financing Activity:						
Department of Agriculture:						
Farm Service Agency:						
Commodity Credit Corporation Export Fund	4	-65	162	205	136	141
Agricultural Credit Insurance Fund	-1	42	47	-367	-324	-325
Rural Housing Service:						
Rural Community Facility Loans	-19	-20	21	-20	-21	-40
Rural Housing Insurance Fund	-4	-182	-50	-746	-923	-927
Rural Business-Cooperative Service:						
Rural Business and Industry Loans	3	23	(**)	-174	-154	-151
Renewable Energy Guaranteed Loan Account	-1	-1	1	-6	-6	-6
Biorefinery Assistance Loan Account	-35	-35	-35
Rural Utilities Service:						
Rural Water and Waste Disposal Fund	(**)	1	(**)	-24	-23	-23
Department of Commerce:						
General Administration:						
Emergency Oil, Gas, and Steel Account	56	-4	-51	5	5
National Oceanic and Atmospheric Administration:						
Fishing Vessel Obligations	(**)	-1	-2	3	2	2
Department of Defense-Military	4	-26	-25	-22	-22
Department of Education:						
Office of Student Financial Assistance:						
Federal Family Education Loans	-245	22,340	9,192	-28,685	-6,100	-6,345
Department of Health and Human Services:						
Health Resources and Services Administration:						
Health Center Loans	2	(**)	-4	-2	-2
Health Education Assistance Loans	(**)	4	20	-94	-90	-90
Department of Housing and Urban Development:						
Public and Indian Housing Programs:						
Indian Housing Loans	(**)	-1	3	-35	-36	-36
Native Hawaiian Housing Loans	(**)	(**)	(**)	(**)	(**)	(**)
Community Planning and Development:						
Community Development Loans	(**)	1	-4	-96	-95	-95
Housing Programs:						
FHA-Mutual Mortgage Insurance Loans	288	-11,725	-4,451	-5,835	-17,848	-17,560
FHA-General and Special Risk Fund	-15	-6,109	682	828	-5,267	-5,282
Home Ownership Preservation Entity Fund	(**)	(**)	(**)
Government National Mortgage Association:						
Guarantees of Mortgaged-Backed Securities	-42	-455	-289	-1,330	-1,743	-1,785
Department of the Interior:						
Bureau of Indian Affairs	(**)	7	60	-40	-33	-33
Department of Transportation:						
Office of the Secretary:						
Minority Business Resource Center Fund	(**)	(**)	(**)	(**)	(**)
Federal Highway Administration:						
Transportation Infrastructure Finance and Innovation Fund	(**)	(**)	(**)
Maritime Administration:						
Maritime Guaranteed Loan (Title XI) Fund	1	3	124	-220	-218	-217
Department of the Treasury:						
Departmental Offices:						
Air Transportation Stabilization Fund	(**)	(**)	(**)
Troubled Assets Insurance Financing Fund	577	577	577
Department of Veterans Affairs:						
Veterans Benefits Administration:						
Veterans Housing Benefit Program Fund	19	739	-208	-3,247	-2,526	-2,507
Guaranteed Transitional Housing Loans for Homeless Veterans	(**)	(**)	(**)	(**)	(**)	(**)
International Assistance Program:						
Agency for International Development:						
Ukraine Export Credit Insurance Fund	(**)
Loan Guarantees to Israel	-1,284	-1,284	-1,284
Urban and Environmental Credit Guaranteed Loans	-1	1	-1	-78	-76	-77
Microenterprise and Small Enterprise Development	(**)	(**)	-2	-1	-1	-1
Development Credit Authority Loan Fund	(**)	-4	-2	-33	-37	-37
Loan Guarantees to Egypt	-170	-170	-170
Overseas Private Investment Corporation	80	13	421	-133	-200	-120
Small Business Administration:						
Business Loan Fund	389	1,895	1,121	109	1,615	2,004
Independent Agencies:						
Export-Import Bank of the United States	-17	19	89	-855	-819	-836
Net Activity, Guaranteed Loan Financing	440	7,128	6,905	-42,407	-35,719	-35,279

Direct Loan Financing Activity:

Department of Agriculture:						
Farm Service Agency:						
Agricultural Credit Insurance Fund	161	1,028	355	4,583	5,450	5,611
Farm Storage Facility Loans	1	88	-18	300	387	389
Apple Loans Fund	(**)	-1	(**)	(**)	(**)
Emergency Boll Weevil Loan Fund	(**)	(**)	(**)	(**)	(**)
Natural Resources Conservation Service:						
Agricultural Resource Conservation Demonstration Program	(**)	(**)	(**)
Rural Housing Service:						
Rural Community Facility Loans Fund	-115	43	190	2,400	2,558	2,443
Rural Housing Insurance Fund	522	642	-143	11,816	11,936	12,458
Multifamily Housing Revitalization Loan Account	1	28	35	35	62	64

Table 6. Schedule E-Net Activity, Guaranteed and Direct Loan Financing, August 2009 and Other Periods

Classification	[\$ millions]					
	Net Transactions (-) denotes net reduction of liability accounts			Account Balances Current Fiscal Year		
	This Month	Fiscal Year to Date		Beginning of		Close of
	This Year	Prior Year	This Year	This Month	This Month	
Direct Loan Financing Activity:—Continued						
Department of Agriculture:—Continued						
Rural Business-Cooperative Service:						
Rural Business and Industry Loan Fund	11	8	-3	11	7	18
Rural Development Loan Fund	2	-3	-5	269	264	266
Rural Economic Development Loan Fund	3	1	3	87	85	88
Rural Utilities Service:						
Rural Water and Waste Disposal Loans	-138	-27	319	7,147	7,258	7,120
Rural Electrification and Telecommunications Fund	-23	3,209	2,458	31,644	34,876	34,853
Rural Telephone Bank	(**)	-106	33	522	417	417
Distance Learning and Telemedicine Program	12	37	1	319	344	356
Rural Development Insurance Fund	1,065	1,065	1,065
Foreign Agricultural Service:						
P.L. 480 Direct Loan Fund	-5	175	-630	437	617	612
International Debt Reduction	(**)	-28	-44	107	79	79
Department of Commerce:						
National Oceanic and Atmospheric Administration:						
Fisheries Finance	-2	-6	-23	465	461	459
Department of Defense-Military	-9	98	25	233	340	331
Department of Education:						
Office of Postsecondary Education:						
College Housing and Academic Facilities Loans	(**)	-1	-5	11	10	10
Historically Black College and University Capital Financing Fund	5	89	19	5	89	95
Office of Student Financial Assistance:						
Federal Direct Student Loans	5,867	25,140	3,317	109,675	128,949	134,816
Teach Grant Loans	6	40	-4	-1	34	40
Temporary Student Loan Purchase Authority	5,738	40,645	1,969	5,293	40,200	45,938
Department of Homeland Security:						
Disaster Assistance Loan Fund	5	7	-2	-3	-1	4
Department of Housing and Urban Development:						
Housing Programs:						
FHA-Mutual Mortgage Insurance Loans	(**)	(**)	-1	-4	-4	-4
FHA-General and Special Risk Fund	(**)	(**)	(**)	(**)
Department of the Interior:						
Bureau of Reclamation	-5	-15	52	47	47
Bureau of Indian Affairs	(**)	-1	2	7	6	6
Assistance to American Samoa Loan Fund	-3	-2	10	7	7
Department of State:						
Administration of Foreign Affairs:						
Repatriation Loans	(**)	-1	-1	-6	-7	-7
Department of Transportation:						
Federal Highway Administration:						
Transportation Infrastructure Finance and Innovation Fund	312	470	838	1,329	1,487	1,799
Federal Railroad Administration:						
Railroad Rehabilitation and Improvement Loan Fund	1	32	-237	286	317	318
Department of the Treasury:						
Departmental Offices:						
Community Development Financial Institutions Fund	(**)	-2	-3	41	39	39
GSE Mortgage-Backed Securities Purchase Program	6,983	160,236	5,074	158,328	165,310
Troubled Asset Relief Program	-6,059	104,926	110,985	104,926
Financial Management Service	(**)	(**)	(**)
Department of Veterans Affairs:						
Veterans Benefits Administration:						
Veterans Housing Benefit Program Fund	3	-60	473	1,470	1,407	1,410
Native American Veteran Housing Fund	3	5	1	43	44	48
Vocational Rehabilitation Loan Fund	(**)	(**)	(**)	1	1	1
Environmental Protection Agency:						
Abatement, Control, and Compliance Loan Program	(**)	-4	-4	13	9	9
International Assistance Program:						
International Security Assistance:						
Foreign Military Loan Program	-2	(**)	7	5	5
Military Debt Reduction	-318	28	28	28
Agency for International Development:						
International Debt Reduction	(**)	-56	-55	257	201	201
Overseas Private Investment Corporation	45	135	-97	580	671	716
Small Business Administration:						
Business Loan Fund	1	-11	-8	97	84	85
Disaster Loan Fund	-43	-418	-359	7,227	6,852	6,810
Independent Agencies:						
Export-Import Bank of the United States	166	626	-696	2,778	3,237	3,404
Federal Communications Commission:						
Spectrum Auction Loan Fund	-3	-5	59	56	56
Net Activity, Direct Loan Financing	13,455	336,970	7,356	195,773	519,288	532,743

Note: Federal credit programs provide benefits to the public in the form of direct loans and loan guarantees. This table reflects cash transactions and balances of the nonbudgetary financing fund accounts that result from the disbursement of loans, collection of fees, repayment of principle, sale of collateral, interest, and subsidy received from the credit program accounts at net present value in accordance with the *Credit Reform Act of 1990*. Unreimbursed costs such as administrative expenses and subsidy payments are reported on a cash basis and included within each program's budgetary totals in Table 5.

... No Transactions
 (* *) Less than \$500,000
 Note: Details may not add to totals due to rounding.

Table 7. Receipts and Outlays of the U.S. Government by Month, Fiscal Year 2009

[\$ millions]

Classification	Oct.	Nov.	Dec.	Jan.	Feb.	March	April	May	June	July	Aug.	Sept.	Fiscal Year to Date	Comparable Period Prior F.Y.
Receipts:														
Individual Income Taxes.....	86,323	60,095	108,880	124,459	8,717	41,227	136,668	26,218	92,935	64,859	62,489		812,871	1,014,151
Corporate Income Taxes.....	81	1,994	48,293	4,532	-2,056	3,392	14,545	-1,404	32,529	2,577	4,953		109,436	250,715
Social Insurance And Retirement Receipts:														
Employment and General Retirement.....	62,304	67,208	64,158	83,292	67,805	73,081	90,985	67,779	76,491	64,003	63,569		780,675	785,150
Unemployment Insurance.....	2,007	2,976	242	1,149	3,348	338	7,058	12,685	447	3,235	3,947		37,431	39,535
Other Retirement.....	394	322	394	320	323	324	323	390	369	338	315		3,813	3,838
Excise Taxes.....	3,911	5,321	5,185	5,042	4,248	4,994	5,642	5,427	6,735	7,057	1,944		55,506	59,650
Estate and Gift Taxes.....	2,097	2,274	2,186	2,387	1,244	1,919	3,976	1,457	983	1,926	1,396		21,845	26,801
Customs Duties.....	2,633	2,225	2,038	2,085	1,682	1,522	1,878	1,383	1,498	2,073	1,455		20,471	25,085
Miscellaneous Receipts.....	5,097	2,366	6,435	2,844	2,018	2,159	5,158	3,305	3,378	5,435	5,470		43,665	46,489
Total-Receipts This Year.....	164,847	144,782	237,811	226,109	87,328	128,957	266,232	117,241	215,364	151,503	145,538		1,885,712
(On-Budget).....	117,998	94,377	191,039	161,462	34,133	71,507	195,849	64,098	155,474	101,818	96,166		1,283,922
(Off-Budget).....	46,849	50,405	46,772	64,647	53,195	57,450	70,383	53,143	59,890	49,685	49,372		601,790
<i>Total-Receipts Prior Year.....</i>	<i>178,175</i>	<i>151,055</i>	<i>276,982</i>	<i>255,217</i>	<i>105,723</i>	<i>178,816</i>	<i>403,751</i>	<i>124,272</i>	<i>259,912</i>	<i>160,494</i>	<i>157,016</i>		2,251,414
<i>(On Budget).....</i>	<i>133,146</i>	<i>102,705</i>	<i>227,125</i>	<i>191,181</i>	<i>53,495</i>	<i>120,840</i>	<i>333,059</i>	<i>70,392</i>	<i>199,010</i>	<i>110,050</i>	<i>106,449</i>		1,647,452
<i>(Off Budget).....</i>	<i>45,029</i>	<i>48,350</i>	<i>49,857</i>	<i>64,036</i>	<i>52,229</i>	<i>57,976</i>	<i>70,692</i>	<i>53,880</i>	<i>60,902</i>	<i>50,444</i>	<i>50,567</i>		603,962
Outlays:														
Legislative Branch.....	378	343	706	343	324	357	362	356	437	365	371		4,341	4,040
Judicial Branch.....	706	473	528	503	497	535	527	639	564	599	502		6,071	5,794
Department of Agriculture:														
Commodity Credit Corporation And														
Foreign Agricultural Service.....	6,613	2,694	2,746	1,893	927	-613	-938	-170	-537	-367	112		12,360	9,476
Other.....	8,090	5,370	8,772	8,959	9,351	9,669	8,822	8,196	9,418	7,636	8,631		92,916	75,039
Department of Commerce.....	748	745	1,119	777	1,235	655	1,035	978	1,124	809	723		9,949	7,055
Department of Defense:														
Military:														
Military Personnel.....	28,995	6,393	14,904	10,531	11,140	6,898	10,643	11,565	11,302	15,749	7,248		135,367	131,710
Operation and Maintenance.....	19,981	19,222	22,853	20,690	20,574	21,806	21,512	20,775	22,947	22,303	21,287		233,950	221,085
International Reconstruction and Other Assistance.....	2	3	4	3	3	(**)	2	4	3	4	2		30	26
Procurement.....	9,403	10,409	12,610	9,638	9,227	10,823	11,034	9,928	11,332	10,849	9,530		114,781	104,932
Research, Development, Test, and Evaluation.....	5,791	7,442	8,097	6,399	5,317	7,107	6,980	5,863	6,774	7,518	5,288		72,576	69,002
Military Construction.....	1,166	1,179	1,704	1,060	1,382	1,508	1,316	1,515	1,378	1,679	1,651		15,537	10,381
Family Housing.....	197	310	244	186	181	210	284	200	194	218	227		2,450	3,173
Revolving and Management Funds.....	1,096	44	589	-207	-362	641	232	742	-7	255	102		3,126	4,417
Other.....	-554	626	-521	-1,290	796	435	-299	-101	-232	-534	298		-1,374	-2,072
Total Military.....	66,078	45,627	60,484	47,009	48,258	49,428	51,704	50,490	53,691	58,041	45,633		576,443	542,656
Department of Education.....	5,609	4,286	6,042	5,921	6,591	5,351	5,653	8,689	-12,422	6,639	8,016		50,375	60,408
Department of Energy.....	2,184	1,620	2,027	1,601	1,617	1,907	1,909	2,217	1,907	2,079	1,433		20,502	16,882
Department of Health and Human Services:														
Public Health Service.....														
Centers for Medicare And Medicaid Services:														
Grants to States for Medicaid.....	19,215	16,504	17,965	17,407	18,709	26,028	26,118	22,363	22,129	23,094	20,348		229,881	184,710
Federal Hospital Ins. Trust Fund.....	22,281	13,225	20,467	23,198	19,354	16,070	20,431	20,006	22,758	27,888	14,929		220,606	210,090
Federal Supp. Med. Ins. Trust Fund.....	21,759	11,285	17,286	20,009	15,271	12,592	17,424	16,378	19,140	24,819	12,470		188,432	176,478
Other.....	28,275	13,571	19,909	30,193	21,473	15,044	27,930	21,840	25,043	30,017	13,789		247,084	230,266
Administration for Children and Families.....	4,236	4,074	4,229	4,498	4,356	4,961	4,471	4,582	4,174	4,065	4,172		47,820	44,638
Other.....	-23,674	-17,555	-20,645	-26,183	-21,694	-19,032	-27,997	-22,332	-29,273	-24,988	-18,329		-251,702	-237,613
Department of Homeland Security.....	5,060	4,419	5,907	4,210	3,631	4,333	3,989	3,525	4,748	4,161	3,361		47,344	36,515
Department of Housing and Urban Development.....	3,884	3,685	4,145	3,737	3,510	3,828	3,507	3,811	20,752	3,791	3,333		57,983	45,675
Department of the Interior.....	889	880	988	793	835	866	1,088	902	1,597	1,025	935		10,799	8,902
Department of Justice.....	2,292	2,262	2,570	1,890	1,895	2,141	1,774	2,466	2,887	2,454	2,607		25,239	24,248
Department of Labor:														
Unemployment Trust Fund.....	5,210	4,801	7,761	8,666	9,264	11,006	11,229	10,295	12,149	12,346	11,951		104,678	41,439
Other.....	1,282	765	3,647	1,084	361	1,383	1,771	1,899	2,327	2,342	1,936		18,797	11,874
Department of State.....	2,372	1,697	2,037	1,482	1,384	1,465	1,368	1,330	1,765	1,879	972		17,752	16,159
Department of Transportation:														
Highway Trust Fund.....	4,101	3,149	3,091	2,073	2,088	2,270	2,231	2,906	3,493	4,119	3,636		33,156	32,023
Other.....	2,504	2,169	3,162	2,172	2,094	2,180	2,518	2,476	3,152	3,383	3,802		29,613	26,041
Department of the Treasury:														
Interest on Treasury Debt Securities (Gross).....	18,984	18,559	97,775	3,133	10,311	19,830	24,847	20,600	106,612	19,813	27,375		367,839	431,271
Other.....	35,082	52,089	19,399	29,357	37,178	63,135	13,539	21,968	38,133	23,564	7,263		340,707	103,436

Table 7. Receipts and Outlays of the U.S. Government by Month, Fiscal Year 2009

[\$ millions]

Classification	Oct.	Nov.	Dec.	Jan.	Feb.	March	April	May	June	July	Aug.	Sept.	Fiscal Year to Date	Comparable Period Prior F.Y.
Outlays:—Continued														
Department of Veterans Affairs:														
Compensation And Pensions.....	6,618	257	6,852	3,734	3,698	353	3,727	3,719	4,240	7,268	368		40,834	39,936
National Service Life.....	89	74	78	91	80	102	101	90	84	88	84		959	928
Other.....	4,860	3,728	4,039	3,674	3,894	3,928	4,190	5,018	4,007	4,091	3,937		45,368	39,635
Corps of Engineers.....	634	629	906	369	402	501	447	538	544	707	566		6,244	4,590
Other Defense Civil Programs.....	3,922	5,238	5,683	6,957	5,469	4,613	3,235	4,599	4,562	4,668	3,429		52,374	41,909
Environmental Protection.....	645	653	743	581	647	689	617	634	838	639	695		7,380	7,244
Executive Office of the President.....	82	40	55	71	50	58	57	65	48	78	82		687	1,301
General Services Administration.....	20	-73	65	16	-52	306	-8	-66	49	81	-24		315	376
International Assistance Program:														
International Security Assistance.....	1,100	1,844	586	512	417	511	3,048	603	480	710	493		10,304	7,934
Multilateral Assistance.....	88	109	43	47	80	21	53	49	1,237	169	169		2,065	1,654
International Development Assistance.....	333	398	341	335	291	350	347	308	360	159	200		3,421	3,576
Other.....	823	-135	-1,145	-84	136	-269	-325	47	472	-512	-1,100		-2,094	-4,043
National Aeronautics and Space Administration.....	1,483	1,426	1,810	1,185	1,345	1,677	1,518	1,631	1,750	1,570	1,584		16,978	15,962
National Science Foundation.....	477	492	452	437	432	450	458	449	562	597	667		5,474	5,277
Office of Personnel Management.....	6,008	5,604	5,335	6,624	5,870	6,730	6,868	5,627	5,459	6,632	6,320		67,076	63,993
Small Business Administration.....	82	81	101	74	1,285	72	73	86	89	96	94		2,132	453
Social Security Administration:														
Federal Old-Age and Survivors Ins.														
Trust Fund (Off-Budget).....	42,974	42,936	43,613	45,626	46,030	46,116	46,388	46,526	50,632	46,719	46,594		504,155	466,901
Federal Disability Ins. Trust														
Fund (Off-Budget).....	9,148	9,099	9,259	9,704	9,701	10,006	10,262	10,033	10,603	10,123	9,947		107,887	98,064
Other.....	7,032	37	5,821	5,028	4,108	271	3,204	16,913	3,634	7,782	441		54,272	40,704
Independent Agencies:														
Fed. Deposit Ins. Corp:														
Deposit Insurance Fund.....	417	4,853	-3,309	225	43	-2,292	1,250	4,032	-3,634	581	7,165		9,331	15,265
FSLIC Resolution Fund.....	-1	1	24	2	(**)	141	-1	10	1	(**)	(**)		177	411
Postal Service:														
Off-Budget:														
Public Enterprise Funds.....	256	-367	-294	-331	226	-556	-572	932	151	-246	-134		-933	-3,617
Other.....			109					44		39	23		215	
Other.....	101					17							118	109
Tennessee Valley Authority.....	-28	-245	521	-294	-332	-180	-61	-167	1	149	-146		-783	205
Other Independent Agencies.....	5,635	6,534	3,253	7,493	5,740	12,882	944	1,102	-2,617	2,371	-988		42,348	21,264
Undistributed Offsetting Receipts:														
Employer Share, Employee Retirement.....	-18,701	-4,260	-4,968	-4,211	-4,894	-4,569	-4,346	-5,325	-4,903	-4,644	-4,712		-65,532	-61,770
Interest Received by Trust Funds.....	-1,906	52	-86,222	3,196	483	-864	-3,658	-667	-88,313	-940	-2,896		-181,735	-190,507
Rents and Royalties on Outer														
Continental Shelf Lands.....	-357	-144	-594	-248	-364	-414	-317	-488	-963	-443	-427		-4,759	-16,872
Other.....	(**)	-9,389		(**)	-6,577			-724	(**)				-16,690	-1,790
Totals This Year:														
Total Outlays.....	320,372	269,983	289,566	289,567	281,188	320,545	287,139	306,892	309,697	332,183	256,942		3,264,073
(On-Budget).....	272,915	219,480	296,073	241,802	226,552	266,461	237,834	250,801	308,467	282,233	201,872		2,804,491
(Off-Budget).....	47,457	50,503	-6,507	47,765	54,635	54,084	49,305	56,090	1,230	49,950	55,069		459,582
Total-Surplus (+) or Deficit (-)	-155,525	-125,201	-51,755	-63,457	-193,860	-191,589	-20,907	-189,651	-94,333	-180,680	-111,403		-1,378,361
(On-Budget).....	-154,917	-125,103	-105,034	-80,339	-192,419	-194,954	-41,985	-186,703	-152,993	-180,415	-105,706		-1,520,569
(Off-Budget).....	-608	-98	+53,279	+16,882	-1,440	+3,365	+21,078	-2,947	+58,660	-265	-5,697		+142,208
Total Borrowing from the Public.....	494,505	91,276	-24,887	-48,813	260,695	253,534	97,290	87,049	154,065	160,822	148,014		1,673,551	432,835
<i>Total Outlays Prior Year.....</i>	<i>235,014</i>	<i>249,293</i>	<i>228,721</i>	<i>237,379</i>	<i>281,287</i>	<i>227,028</i>	<i>244,469</i>	<i>290,199</i>	<i>226,365</i>	<i>263,261</i>	<i>268,930</i>		<i>2,751,946</i>
(On-Budget).....	<i>192,586</i>	<i>200,783</i>	<i>235,395</i>	<i>193,589</i>	<i>232,181</i>	<i>177,070</i>	<i>199,021</i>	<i>239,019</i>	<i>228,631</i>	<i>217,179</i>	<i>218,692</i>		<i>2,334,148</i>
(Off-Budget).....	<i>42,428</i>	<i>48,510</i>	<i>-6,674</i>	<i>43,790</i>	<i>49,106</i>	<i>49,958</i>	<i>45,448</i>	<i>51,180</i>	<i>-2,266</i>	<i>46,082</i>	<i>50,237</i>		<i>417,798</i>
<i>Total-Surplus (+) or Deficit (-) Prior Year.....</i>	<i>-56,838</i>	<i>-98,238</i>	<i>+48,261</i>	<i>+17,839</i>	<i>-175,563</i>	<i>-48,212</i>	<i>+159,282</i>	<i>-165,927</i>	<i>+33,547</i>	<i>-102,767</i>	<i>-111,914</i>		<i>-500,532</i>
(On-Budget).....	<i>-59,440</i>	<i>-98,078</i>	<i>-8,270</i>	<i>-2,408</i>	<i>-178,686</i>	<i>-56,230</i>	<i>+134,038</i>	<i>-168,628</i>	<i>-29,621</i>	<i>-107,129</i>	<i>-112,243</i>		<i>-686,696</i>
(Off-Budget).....	<i>+2,601</i>	<i>-160</i>	<i>+56,531</i>	<i>+20,246</i>	<i>+3,123</i>	<i>+8,018</i>	<i>+25,244</i>	<i>+2,700</i>	<i>+63,168</i>	<i>+4,362</i>	<i>+330</i>		<i>+186,164</i>

... No Transactions

Note: Details may not add to totals due to rounding.

(**) Less than \$500,000

Table 8. Trust Fund Impact on Budget Results and Investment Holdings as of August 31, 2009

Classification	[\$ millions]								
	This Month			Fiscal Year to Date			Securities held as Investments Current Fiscal Year		
	Receipts	Outlays	Excess	Receipts	Outlays	Excess	Beginning of This Year	Close of This Month	Close of This Month
Trust Receipts, Outlays, and Investments Held:									
Airport and Airway	677	600	77	10,207	11,102	-894	7,674	8,068	8,108
Black Lung Disability.....	58	23	35	7,087	2,789	4,298
Federal Disability Insurance.....	7,375	9,947	-2,572	101,848	107,887	-6,039	216,487	212,878	210,285
Federal Employees Life and Health.....	-110	110	-1,792	1,792	49,963	51,614	49,920
Federal Employees Retirement	1,939	5,769	-3,830	60,874	62,755	-1,881	744,489	746,441	742,612
Federal Hospital Insurance.....	14,695	15,016	-321	213,378	221,597	-8,219	318,741	310,462	309,906
Federal Old-Age and Survivors Insurance.....	43,359	46,594	-3,235	651,682	504,155	147,528	2,150,651	2,301,365	2,298,092
Federal Supplementary Medical Insurance.....	18,025	12,887	5,138	239,809	237,072	2,737	59,090	56,833	61,516
Hazardous Substance Superfund.....	-91	115	-206	1,781	1,187	594	2,884	3,664	3,468
Highways.....	9,662	4,451	5,211	38,006	40,204	-2,198	12,811	7,207	12,160
Military Advances.....	2,804	1,699	1,105	21,986	19,522	2,464
Military Retirement.....	4,186	4,180	6	73,728	45,784	27,944	215,949	243,287	243,439
Railroad Retirement.....	1,588	891	698	5,234	11,254	-6,020	1,863	2,441	2,258
Unemployment	8,286	11,967	-3,682	57,658	104,825	-47,167	72,432	22,744	22,762
Veterans Life Insurance.....	10	104	-93	635	1,071	-436	11,301	10,962	10,870
All Other Trust	549	408	141	6,289	5,179	1,111	18,266	19,496	19,678
Total Trust Fund Receipts and Outlays and Investments Held from Table 6-D.....	113,121	114,541	-1,420	1,490,202	1,374,589	115,613	3,882,600	3,997,461	3,995,075
Less: Interfund Transactions.....	41,767	41,767	622,578	622,578
Trust Fund Receipts and Outlays on the Basis of Tables 4 & 5	71,354	72,774	-1,420	867,624	752,011	115,613
Total Federal Fund Receipts and Outlays.....	74,278	184,261	-109,983	1,019,331	2,513,305	-1,493,974
Less: Interfund Transactions.....	94	94	1,243	1,243
Federal Fund Receipts and Outlays on The Basis of Table 4 & 5.....	74,184	184,167	-109,983	1,018,088	2,512,063	-1,493,974
Net Budget Receipts & Outlays	145,538	256,942	-111,403	1,885,712	3,264,073	-1,378,361

Note: Interfund receipts and outlays are transactions between Federal funds and trust funds such as Federal payments and contributions, and interest and profits on investments in Federal securities. They have no net effect on overall budget receipts and outlays since the receipt side of such transactions is offset against budget outlays. In this table, Interfund receipts are shown as an adjustment to arrive at total receipts and outlays of trust funds respectively. ... No Transactions

Table 9. Summary of Receipts by Source, and Outlays by Function of the U.S. Government, August 2009 and Other Periods

Classification	[\$ millions]		
	This Month	Fiscal Year to Date	Comparable Period Prior Fiscal Year
Receipts			
Individual Income Taxes.....	62,489	812,871	1,014,151
Corporation Income Taxes.....	4,953	109,436	250,715
Social Insurance and Retirement Receipts:			
Employment and General Retirement.....	63,569	780,675	785,150
Unemployment Insurance.....	3,947	37,431	39,535
Other Retirement.....	315	3,813	3,838
Excise Taxes.....	1,944	55,506	59,650
Estate and Gift Taxes.....	1,396	21,845	26,801
Customs Duties.....	1,455	20,471	25,085
Miscellaneous Receipts.....	5,470	43,665	46,489
Total.....	145,538	1,885,712	2,251,414
Net Outlays			
National Defense.....	47,600	599,819	565,301
International Affairs.....	1,013	31,904	28,134
General Science, Space, and Technology.....	2,666	26,771	25,551
Energy.....	41	1,398	-187
Natural Resources and Environment.....	3,021	42,825	37,083
Agriculture.....	1,289	12,486	8,978
Commerce and Housing Credit.....	10,060	308,597	24,594
Transportation.....	8,143	75,296	69,690
Community and Regional Development.....	1,896	24,613	20,535
Education, Training, Employment and Social Services.....	10,342	73,068	81,775
Health.....	27,414	305,422	257,340
Medicare.....	22,102	393,561	369,129
Income Security.....	38,503	487,940	406,919
Social Security.....	56,622	625,166	564,917
Veterans Benefits and Services.....	4,374	87,213	80,423
Administration of Justice.....	4,384	49,046	42,814
General Government.....	927	16,537	15,024
Net Interest.....	21,683	189,390	234,348
Undistributed Offsetting Receipts.....	-5,139	-86,981	-80,421
Total.....	256,942	3,264,073	2,751,946

Note: Details may not add to totals due to rounding.

Explanatory Notes

1. Flow of Data into Monthly Treasury Statement

The *Monthly Treasury Statement (MTS)* is assembled from data in the central accounting system. The major sources of data include monthly accounting reports by Federal entities and disbursing officers, and daily reports from the Federal Reserve banks. These reports detail accounting transactions affecting receipts and outlays of the Federal Government and off-budget Federal entities, and their related effect on the assets and liabilities of the U.S. Government. Information is presented in the *MTS* on a modified cash basis.

2. Notes on Receipts

Receipts included in the report are classified into the following major categories: (1) budget receipts and (2) offsetting collections (also called applicable receipts). Budget receipts are collections from the public that result from the exercise of the Government's sovereign or governmental powers, excluding receipts offset against outlays. These collections, also called governmental receipts, consist mainly of tax receipts (including social insurance taxes), receipts from court fines, certain licenses, and deposits of earnings by the Federal Reserve System. Refunds of receipts are treated as deductions from gross receipts.

Offsetting collections are from other Government accounts or the public that are of a business-type or market-oriented nature. They are classified into two major categories: (1) offsetting collections credited to appropriations or fund accounts, and (2) offsetting receipts (i.e., amounts deposited in receipt accounts). Collections credited to appropriation or fund accounts normally can be used without appropriation action by Congress. These occur in two instances: (1) when authorized by law, amounts collected for materials or services are treated as reimbursements to appropriations and (2) in the three types of revolving funds (public enterprise, intra governmental, and trust); collections are netted against spending, and outlays are reported as the net amount.

Offsetting receipts in receipt accounts cannot be used without being appropriated. They are subdivided into two categories: (1) proprietary receipts - these collections are from the public and they are offset against outlays by agency and by function, and (2) intra governmental funds - these are payments into receipt accounts from Governmental appropriation or fund accounts. The transactions may be intrabudgetary when the payment and receipt both occur within the budget or from receipts from off-budget Federal entities in those cases where payment is made by a Federal entity whose budget authority and outlays are excluded from the budget totals.

Intrabudgetary transactions are subdivided into three categories: (1) interfund transactions, where the payments are from one fund group (either Federal funds or trust funds) to a receipt account in the other fund group; (2) Federal intrafund transactions, where the payments and receipts both occur within the Federal fund group; and (3) trust intrafund transactions, where the payments and receipts both occur within the trust fund group.

Offsetting receipts are generally deducted from budget authority and outlays by function, by subfunction, or by agency. There are four types of receipts, however, that are deducted from budget totals as undistributed offsetting receipts. They are: (1) agencies' payments (including payments by off-budget Federal entities) as employers into employees retirement funds, (2) interest received by trust funds, (3) rents and royalties on the Outer Continental Shelf lands, and (4) other interest (i.e., interest collected on Outer Continental Shelf money in deposit funds when such money is transferred into the budget).

3. Notes on Outlays

Outlays are generally accounted for on the basis of checks issued, electronic funds transferred, or cash payments made. Certain outlays do not require issuance of cash or checks. An example is charges made against appropriations for that part of employees' salaries withheld for taxes or savings bond allotments - these are counted as payments to the employee and credits for whatever purpose the money was withheld. Outlays are stated net of offsetting collections (including receipts of revolving and management funds) and of refunds. Interest on the public debt (public issues) is recognized on the accrual basis. Federal credit programs subject to the Federal Credit Reform Act of 1990 use the cash

basis of accounting and are divided into two components. The portion of the credit activities that involve a cost to the Government (mainly subsidies) is included within the budget program accounts. The remaining portion of the credit activities are in non-budget financing accounts. Outlays of off-budget Federal entities are excluded by law from budget totals. However, they are shown separately and combined with the on-budget outlays to display total Federal outlays.

4. Processing

The data on payments and collections are reported by account symbol into the central accounting system. In turn, the data are extracted from this system for use in the preparation of the *MTS*.

There are two major checks which are conducted to assure consistency of the data reported:

1. Verification of payment data. The monthly payment activity reported by Federal entities on the Statements of Transactions is compared to the payment activity of Federal entities as reported by disbursing officers.
2. Verification of collection data. Reported collections appearing on Statements of Transactions are compared to deposits as reported by Federal Reserve Banks.

5. Other Sources of Information About Federal Government Financial Activities

- *A Glossary of Terms Used in the Federal Budget Process, 2005* (Available from the U.S. Government Accountability Office, at <http://www.gao.gov/new.items/do5734sp.pdf>/September, or by calling 202-512-6000. This glossary provides a basic reference document of standardized definitions of terms used by the Federal Government in the budget making process.
- *Daily Treasury Statement* (Available on the internet at <http://www.fms.treas.gov/dts/>). The *Daily Treasury Statement* is published each working day of the Federal Government and provides data on the cash and debt operations of the Treasury.
- *Monthly Statement of the Public Debt of the United States* (Available on the internet at <http://www.treasurydirect.gov/govt/reports/pd/mspd/nspd.htm>). This publication provides detailed information concerning the public debt.
- *Treasury Bulletin* (Available from GPO, Washington, D.C. 20401 on a subscription or single copy and on the internet at <http://fms.treas.gov/bulletin/index.html>). Quarterly, contains a mix of narrative, tables, and charts on Treasury issues, Federal financial operations, international statistics, and special reports.
- *Budget of the United States Government, Fiscal Year 20__* (Available from GPO, Washington, D.C. 20401 on a subscription basis only and on the internet at <http://www.access.gpo.gov/usbudget>). This publication is a single volume which provides budget information and contains:
 - Appendix, *The Budget of the United States Government, FY 20__*
 - *The United States Budget in Brief, FY 20__*
 - *Analytical Perspectives*
 - *Historical Tables*
- *Combined Statement of Receipts, Outlays, and Balances of the United States Government* (Available from Financial Management Services, U.S. Department of Treasury, Washington, D.C. 20227 and on the internet at <http://fms.treas.gov/annualreport/index.html>). This report includes budgetary results at the summary level and presents individual receipt and appropriation accounts at the detail level.

Scheduled Release

**The release date for the September 2009
Statement is subject to completion of year-end reporting requirements.**

The Monthly Treasury Statement is available on the Department of Commerce's Economic Bulletin Board.
For information call (202) 482-1986.

Internet service subscribers can access the current issue of the Monthly Treasury Statement through the
Financial Management Service's website:

<http://www.fms.treas.gov/mts/index.html>