

# Monthly Treasury Statement

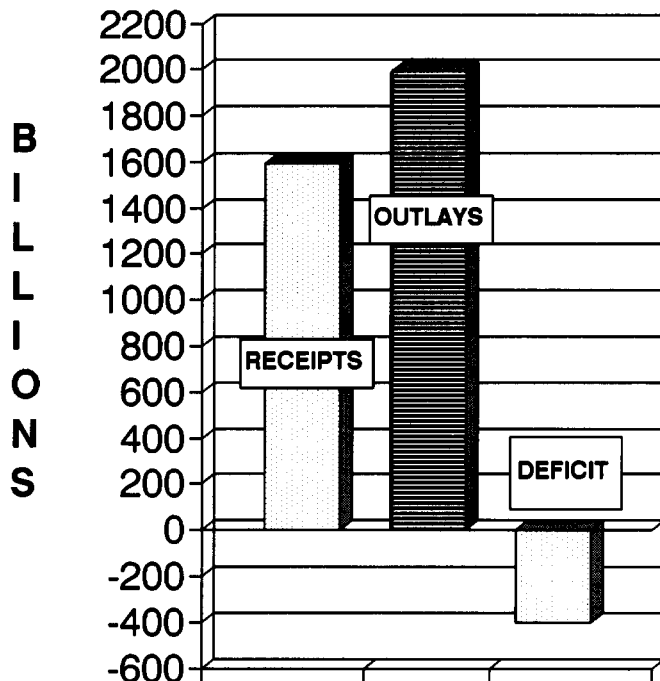
of Receipts and Outlays  
of the United States Government

For Fiscal Year 2003 Through **August 31, 2003**, and Other Periods

## Highlight

Military active duty pay, veterans' benefits, supplemental security income payments, and Medicare payments to health maintenance organizations for September 1, 2003 were accelerated to August 29, 2003.

### RECEIPTS, OUTLAYS, AND SURPLUS/DEFICIT THROUGH AUGUST 2003



#### Contents

Summary, page 2

Receipts, page 6

Outlays, page 7

Means of financing, page 20

Receipts/outlays by month, page 28

Federal trust funds/securities, page 30

Receipts by source/outlays by  
function, page 30

Explanatory notes, page 31

Compiled and Published by

*Department of the Treasury*  
**Financial Management Service**

# Introduction

The *Monthly Treasury Statement of Receipts and Outlays of the United States Government (MTS)* is prepared by the Financial Management Service, Department of the Treasury, and after approval by the Fiscal Assistant Secretary of the Treasury, is normally released on the 12th workday of the month following the reporting month. The publication is based on data provided by Federal entities, disbursing officers, and Federal Reserve banks.

## Audience

The *MTS* is published to meet the needs of: Those responsible for or interested in the cash position of the Treasury; Those who are responsible for or interested in the Government's budget results; and individuals and businesses whose operations depend upon or are related to the Government's financial operations.

## Disclosure Statement

This statement summarizes the financial activities of the Federal Government and off-budget Federal entities conducted in accordance with the Budget of the U.S. Government, i.e., receipts and outlays of funds, the surplus or deficit, and the means of financing the deficit or disposing of the surplus. Information is presented on a modified cash basis: receipts are accounted for on the basis of collections; refunds of receipts are treated as deductions from gross receipts; revolving and

management fund receipts, reimbursements and refunds of monies previously expended are treated as deductions from gross outlays; and interest on the public debt (public issues) is recognized on the accrual basis. Major information sources include accounting data reported by Federal entities, disbursing officers, and Federal Reserve banks.

## Triad of Publications

The *MTS* is part of a triad of Treasury financial reports. The *Daily Treasury Statement* is published each working day of the Federal Government. It provides data on the cash and debt operations of the Treasury based upon reporting of the Treasury account balances by Federal Reserve banks. The *MTS* is a report of Government receipts and outlays, based on agency reporting. The *Combined Statement of Receipts, Outlays, and Balances of the United States Government* is the official publication of the detailed receipts and outlays of the Government. It is published annually in accordance with legislative mandates given to the Secretary of the Treasury.

## Data Sources and Information

The Explanatory Notes section of this publication provides information concerning the flow of data into the *MTS* and sources of information relevant to the *MTS*.

**Table 1. Summary of Receipts, Outlays, and the Deficit/Surplus of the U.S. Government, Fiscal Years 2002 and 2003, by Month**

[\$ millions]			
Period	Receipts	Outlays	Deficit/Surplus (-)
<b>FY 2002</b>			
October .....	157,163	164,819	7,656
November .....	121,233	175,500	54,267
December .....	187,914	161,347	-26,567
January .....	203,452	159,723	-43,729
February .....	97,962	174,018	76,056
March .....	111,220	175,458	64,238
April .....	237,426	170,257	-67,170
May .....	102,496	183,127	80,631
June .....	182,633	153,562	-29,071
July .....	134,409	163,568	29,159
August .....	124,619	179,328	54,709
September .....	192,698	150,310	-42,388
<b>Year-to-Date .....</b>	<b>1,853,225</b>	<b>12,011,016</b>	<b>1157,791</b>
<b>FY 2003</b>			
October .....	124,557	178,628	54,072
November .....	120,037	178,914	58,877
December .....	182,799	178,059	-4,740
January .....	187,897	177,256	-10,641
February .....	89,496	186,164	96,668
March .....	120,371	179,288	58,918
April .....	231,174	180,114	-51,060
May .....	103,433	192,301	88,868
June .....	193,059	171,836	-21,223
July .....	123,589	177,830	54,241
August .....	114,263	190,743	76,480
<b>Year-to-Date .....</b>	<b>1,590,675</b>	<b>1,991,133</b>	<b>400,458</b>

<sup>1</sup>The receipt, outlay and deficit figures differ from the *FY 2004 Budget*, released by the Office of Management and Budget on February 3, 2003 by \$11 million due mainly to revisions in the data following the release of the Final Monthly Treasury Statement.

Note: Details may not add to totals due to rounding.

**Table 2. Summary of Budget and Off-Budget Results and Financing of the U.S. Government, August 2003 and Other Periods**

[\$ millions]

Classification	This Month	Current Fiscal Year to Date	Budget Estimates Full Fiscal Year <sup>1</sup>	Prior Fiscal Year to Date (2002)	Budget Estimates Next Fiscal Year (2004) <sup>1</sup>
Total on-budget and off-budget results:					
Total receipts .....	114,263	1,590,675	1,756,270	1,660,527	1,797,421
On-budget receipts .....	73,785	1,110,379	1,233,276	1,189,661	1,251,169
Off-budget receipts .....	40,478	480,296	522,994	470,865	546,252
Total outlays .....	190,743	1,991,133	2,211,712	1,860,706	2,272,442
On-budget outlays .....	150,824	1,667,743	1,847,784	1,547,039	1,890,188
Off-budget outlays .....	39,920	323,390	363,928	313,667	382,254
Total surplus (+) or deficit (-) .....	-76,480	-400,458	-455,442	-200,179	-475,021
On-budget surplus (+) or deficit (-) .....	-77,038	-557,364	-614,508	-357,378	-639,019
Off-budget surplus (+) or deficit (-) .....	+558	+156,906	+159,066	+157,199	+163,998
Total on-budget and off-budget financing .....	76,480	400,458	455,442	200,179	475,021
Means of financing:					
Borrowing from the public .....	45,093	397,756	495,611	224,922	437,455
Reduction of operating cash, increase (-) .....	39,662	55,440	15,886	17,702	.....
By other means .....	-8,275	-52,738	-56,055	-42,446	37,566

<sup>1</sup>These estimates are based on the *FY 2004 Mid-Session Review*, released by the Office of Management and Budget on July 15, 2003.

... No Transactions.  
Note: Details may not add to totals due to rounding.

**Figure 1. Monthly Receipts, Outlays, and Budget Deficit/Surplus of the U.S. Government, Fiscal Years 2002 and 2003**

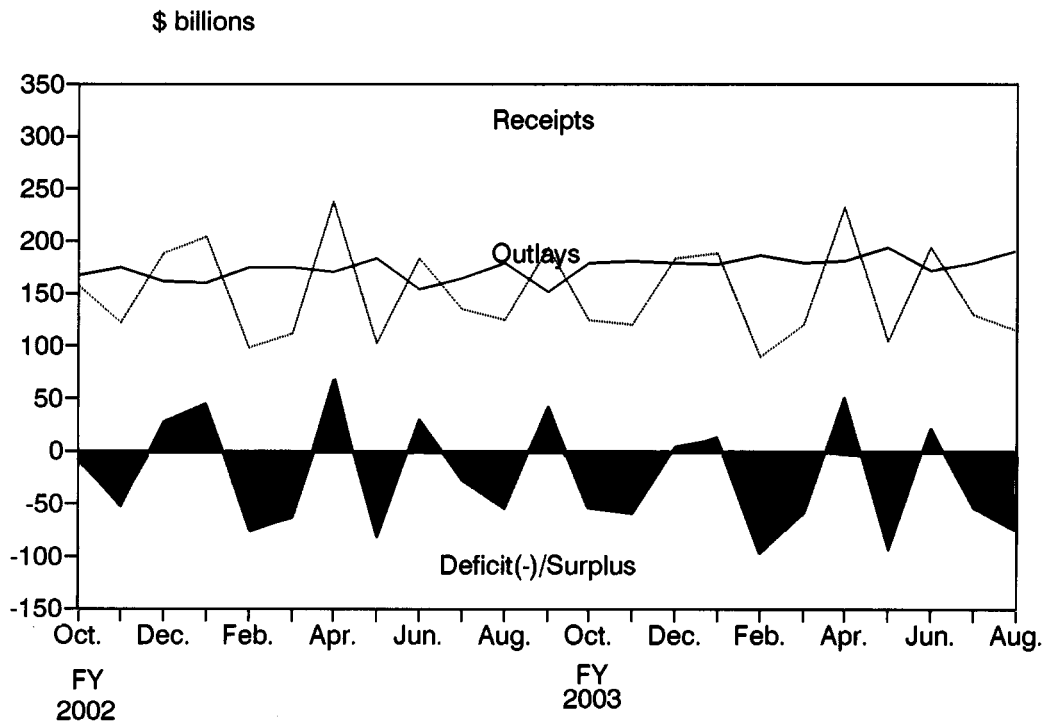


Figure 2. Monthly Receipts of the U.S. Government, by Source, Fiscal Years 2002 and 2003

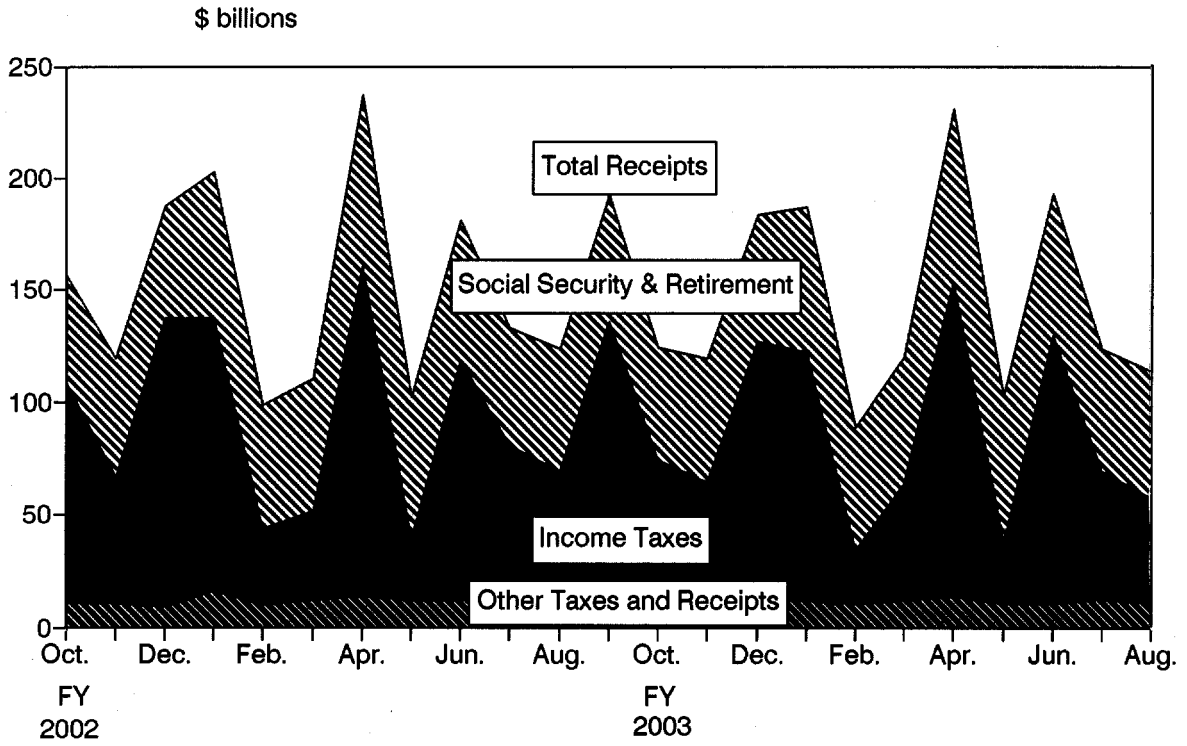
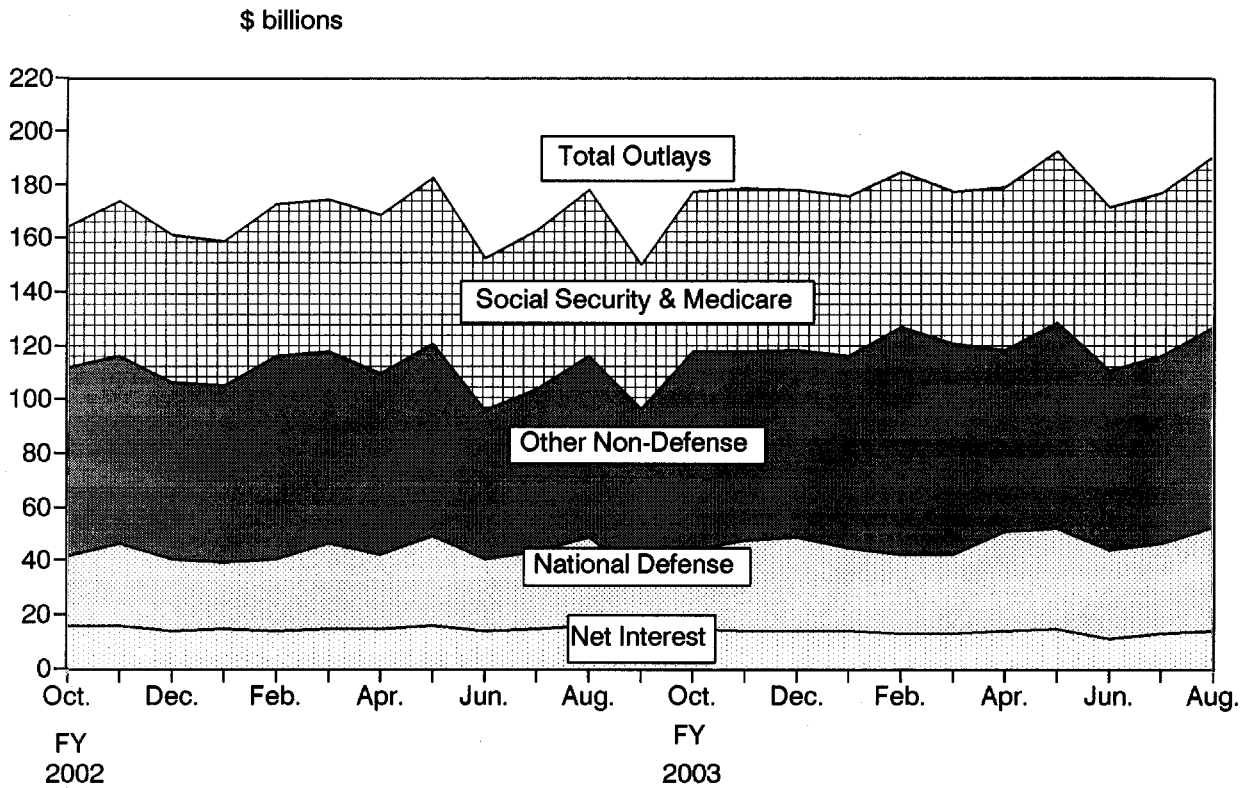


Figure 3. Monthly Outlays of the U.S. Government, by Function, Fiscal Years 2002 and 2003



**Table 3. Summary of Receipts and Outlays of the U.S. Government, August 2003 and Other Periods**

[\$ millions]

Classification	This Month	Current Fiscal Year to Date	Comparable Prior Period Year to Date	Budget Estimates Full Fiscal Year <sup>1</sup>
<b>Budget Receipts</b>				
Individual income taxes .....	45,454	704,209	766,607	789,972
Corporation income taxes .....	1,270	101,433	117,221	125,308
Social insurance and retirement receipts:				
Employment and general retirement (off-budget) .....	40,478	480,296	470,865	522,994
Employment and general retirement (on-budget) .....	11,611	138,856	140,824	151,249
Unemployment insurance .....	3,943	31,520	27,370	32,248
Other retirement .....	430	4,249	4,230	4,553
Excise taxes .....	5,601	60,092	59,907	67,085
Estate and gift taxes .....	1,491	20,040	24,564	21,962
Customs duties .....	1,827	18,042	17,084	20,023
Miscellaneous receipts .....	2,158	31,939	31,854	35,876
Adjustment for revenue uncertainty .....	.....	.....	.....	-15,000
<b>Total Receipts .....</b>	<b>114,263</b>	<b>1,590,675</b>	<b>1,660,527</b>	<b>1,756,270</b>
<b>(On-budget) .....</b>	<b>73,785</b>	<b>1,110,379</b>	<b>1,189,661</b>	<b>1,233,276</b>
<b>(Off-budget) .....</b>	<b>40,478</b>	<b>480,296</b>	<b>470,865</b>	<b>522,994</b>
<b>Budget Outlays</b>				
Legislative Branch .....	270	3,137	2,901	3,926
Judicial Branch .....	512	4,690	4,414	5,109
Department of Agriculture .....	4,676	66,987	64,223	76,995
Department of Commerce .....	555	4,991	4,744	6,079
Department of Defense-Military .....	37,418	355,560	305,000	408,578
Department of Education .....	3,539	50,879	41,339	59,693
Department of Energy .....	1,571	18,001	16,103	19,493
Department of Health and Human Services .....	45,246	465,679	429,784	508,405
Department of Homeland Security .....	2,766	28,235	13,740	35,845
Department of Housing and Urban Development .....	2,795	34,916	30,916	38,048
Department of the Interior .....	719	7,972	8,720	10,385
Department of Justice .....	1,885	<sup>2</sup> 19,373	18,945	21,459
Department of Labor .....	5,753	63,887	58,993	70,700
Department of State .....	767	8,701	8,694	11,009
Department of Transportation .....	5,139	44,768	51,081	51,532
Department of the Treasury:				
Interest on Treasury debt securities (gross) .....	16,176	304,979	317,669	324,634
Other .....	977	<sup>2</sup> 55,990	44,499	49,013
Department of Veterans Affairs .....	7,424	54,171	48,401	58,300
Corps of Engineers .....	338	4,335	4,358	4,594
Other Defense Civil Programs .....	3,183	36,537	32,213	40,159
Environmental Protection Agency .....	734	7,262	6,721	8,051
Executive Office of the President .....	37	314	422	1,324
General Services Administration .....	-213	396	-173	1,011
International Assistance Program .....	1,198	13,792	13,487	16,732
National Aeronautics and Space Administration .....	1,176	12,939	13,079	14,798
National Science Foundation .....	544	4,274	3,798	4,921
Office of Personnel Management .....	4,128	49,537	47,969	55,794
Small Business Administration .....	40	1,509	695	1,567
Social Security Administration .....	45,452	468,147	450,244	508,676
Other independent agencies .....	2,533	4,405	9,861	6,783
Undistributed offsetting receipts:				
Interest .....	-2,035	-155,969	-152,173	-160,063
Other .....	-4,559	-49,257	-39,963	-51,838
<b>Total outlays .....</b>	<b>190,743</b>	<b>1,991,133</b>	<b>1,860,706</b>	<b>2,211,712</b>
<b>(On-budget) .....</b>	<b>150,824</b>	<b>1,667,743</b>	<b>1,547,039</b>	<b>1,847,784</b>
<b>(Off-budget) .....</b>	<b>39,920</b>	<b>323,390</b>	<b>313,667</b>	<b>363,928</b>
<b>Surplus (+) or deficit (-) .....</b>	<b>-76,480</b>	<b>-400,458</b>	<b>-200,179</b>	<b>-455,442</b>
<b>(On-budget) .....</b>	<b>-77,038</b>	<b>-557,364</b>	<b>-357,378</b>	<b>-614,508</b>
<b>(Off-budget) .....</b>	<b>+558</b>	<b>+156,906</b>	<b>+157,199</b>	<b>+159,066</b>

<sup>1</sup>These estimates are based on the *FY 2004 Mid-Session Review*, released by the Office of Management and Budget on July 15, 2003.

<sup>2</sup>Additional reporting by the Bureau of Alcohol, Tobacco, Firearms and Explosives has increased outlays for the Department of Justice and has correspondingly decreased outlays for the Department of the Treasury by \$18 million, \$54 million, \$26 million, \$38 million, \$14 million,

and \$6 million; in January 2003, February 2003, March 2003, April 2003, May 2003, and June 2003; respectively.

... No Transactions.

Note: Details may not add to totals due to rounding.

**Table 4. Receipts of the U.S. Government, August 2003 and Other Periods**

[\$ millions]

Classification	This Month			Current Fiscal Year to Date			Prior Fiscal Year to Date		
	Gross Receipts	Refunds (Deduct)	Receipts	Gross Receipts	Refunds (Deduct)	Receipts	Gross Receipts	Refunds (Deduct)	Receipts
<b>Individual income taxes:</b>									
Withheld .....	53,638			677,907			694,605		
Presidential Election Campaign Fund .....	1			55			66		
Other .....	4,679			215,331			247,072		
<b>Total—Individual income taxes .....</b>	<b>58,318</b>	<b>12,864</b>	<b>45,454</b>	<b>893,293</b>	<b>189,085</b>	<b>704,209</b>	<b>941,744</b>	<b>175,136</b>	<b>766,607</b>
<b>Corporation income taxes .....</b>	<b>3,135</b>	<b>1,864</b>	<b>1,270</b>	<b>160,038</b>	<b>58,605</b>	<b>101,433</b>	<b>176,092</b>	<b>58,871</b>	<b>117,221</b>
<b>Social insurance and retirement receipts:</b>									
Employment and general retirement:									
Federal old-age and survivors ins. trust fund:									
Federal Insurance Contributions Act taxes .....	34,183		34,183	394,207		394,207	385,992		385,992
Self-Employment Contributions Act taxes .....	419		419	20,142		20,142	20,052		20,052
Deposits by States .....				(*)		(*)	(*)		(*)
Adjustments attributable to prior years .....				-3,769		-3,769	-3,516		-3,516
<b>Total—FOASI trust fund .....</b>	<b>34,602</b>		<b>34,602</b>	<b>410,580</b>		<b>410,580</b>	<b>402,528</b>		<b>402,528</b>
Federal disability insurance trust fund:									
Federal Insurance Contributions Act taxes .....	5,805		5,805	66,941		66,941	65,548		65,548
Self-Employment Contributions Act taxes .....	71		71	3,420		3,420	3,406		3,406
Deposits by States .....				(*)		(*)	(*)		(*)
Adjustments attributable to prior years .....				-645		-645	-617		-617
<b>Total—FDI trust fund .....</b>	<b>5,876</b>		<b>5,876</b>	<b>69,716</b>		<b>69,716</b>	<b>68,337</b>		<b>68,337</b>
Federal hospital insurance trust fund:									
Federal Insurance Contributions Act taxes .....	11,110		11,110	129,328		129,328	128,946		128,946
Self-Employment Contributions Act taxes .....	175		175	8,419		8,419	8,310		8,310
Receipts from Railroad Retirement Board .....				396		396	388		388
Deposits by States .....				(*)		(*)	(*)		(*)
Adjustments attributable to prior years .....				-2,861		-2,861	-608		-608
<b>Total—FHI trust fund .....</b>	<b>11,285</b>		<b>11,285</b>	<b>135,281</b>		<b>135,281</b>	<b>137,035</b>		<b>137,035</b>
Railroad retirement:									
Rail pension and supplemental annuity .....	161	(*)	161	2,142	9	2,133	2,316	4	2,312
Social Security equivalent account .....	166	(*)	165	1,449	7	1,442	1,481	3	1,477
<b>Total—Employment and general retirement: .....</b>	<b>52,089</b>	<b>(*)</b>	<b>52,089</b>	<b>619,168</b>	<b>16</b>	<b>619,152</b>	<b>611,697</b>	<b>8</b>	<b>611,689</b>
Unemployment insurance:									
Deposits by States .....	3,831		3,831	24,949		24,949	20,690		20,690
Federal Unemployment Tax Act taxes .....	131	19	112	6,599	172	6,427	6,704	119	6,584
Railroad unemployment taxes .....	(*)		(*)	144		144	95		95
Railroad debt repayment .....									
<b>Total—Unemployment insurance .....</b>	<b>3,962</b>	<b>19</b>	<b>3,943</b>	<b>31,692</b>	<b>172</b>	<b>31,520</b>	<b>27,489</b>	<b>119</b>	<b>27,370</b>
Other retirement:									
Federal employees retirement – employee share .....	426		426	4,200		4,200	4,174		4,174
Non-federal employees retirement .....	4		4	49		49	57		57
<b>Total—Other retirement .....</b>	<b>430</b>		<b>430</b>	<b>4,249</b>		<b>4,249</b>	<b>4,230</b>		<b>4,230</b>
<b>Total—Social insurance and retirement receipts .....</b>	<b>56,481</b>	<b>20</b>	<b>56,462</b>	<b>655,108</b>	<b>188</b>	<b>654,921</b>	<b>643,417</b>	<b>127</b>	<b>643,290</b>
<b>Excise taxes:</b>									
Miscellaneous excise taxes .....	1,793	39	1,754	25,048	817	24,231	24,267	975	23,292
Airport and airway trust fund .....	842	16	826	7,358	35	7,324	8,166	45	8,120
Highway trust fund .....	3,263	287	2,976	28,979	867	28,112	28,866	860	28,006
Black lung disability trust fund .....	45		45	426		426	489		489
<b>Total—Excise taxes .....</b>	<b>5,943</b>	<b>342</b>	<b>5,601</b>	<b>61,811</b>	<b>1,719</b>	<b>60,092</b>	<b>61,787</b>	<b>1,880</b>	<b>59,907</b>
<b>Estate and gift taxes .....</b>	<b>1,575</b>	<b>85</b>	<b>1,491</b>	<b>20,812</b>	<b>772</b>	<b>20,040</b>	<b>25,257</b>	<b>693</b>	<b>24,564</b>
<b>Customs duties .....</b>	<b>1,898</b>	<b>71</b>	<b>1,827</b>	<b>19,126</b>	<b>1,084</b>	<b>18,042</b>	<b>18,012</b>	<b>928</b>	<b>17,084</b>
<b>Miscellaneous Receipts:</b>									
Deposits of earnings by Federal Reserve Banks .....	1,160		1,160	20,196		20,196	22,090		22,090
Universal service fund .....	556		556	5,095		5,095	5,021		5,021
All other .....	453	10	442	6,940	292	6,648	4,908	165	4,743
<b>Total — Miscellaneous receipts .....</b>	<b>2,169</b>	<b>10</b>	<b>2,158</b>	<b>32,231</b>	<b>292</b>	<b>31,939</b>	<b>32,019</b>	<b>165</b>	<b>31,854</b>
<b>Total — Receipts .....</b>	<b>129,520</b>	<b>15,257</b>	<b>114,263</b>	<b>1,842,419</b>	<b>251,744</b>	<b>1,590,675</b>	<b>1,898,327</b>	<b>237,801</b>	<b>1,660,527</b>
<b>Total — On-budget .....</b>	<b>89,042</b>	<b>15,257</b>	<b>73,785</b>	<b>1,362,124</b>	<b>251,744</b>	<b>1,110,379</b>	<b>1,427,462</b>	<b>237,801</b>	<b>1,189,661</b>
<b>Total — Off-budget .....</b>	<b>40,478</b>		<b>40,478</b>	<b>480,296</b>		<b>480,296</b>	<b>470,865</b>		<b>470,865</b>

... No Transactions.

(\*) Less than \$500,000.

Note: Details may not add to totals due to rounding.

**Table 5. Outlays of the U.S. Government, August 2003 and Other Periods**  
 [\$ millions]

Classification	This Month			Current Fiscal Year to Date			Prior Fiscal Year to Date		
	Gross Outlays	Applicable Receipts	Outlays	Gross Outlays	Applicable Receipts	Outlays	Gross Outlays	Applicable Receipts	Outlays
<b>Legislative Branch:</b>									
Senate .....	54	(**)	54	544	2	542	526	2	524
House of Representatives .....	85	(**)	85	932	1	931	885	1	884
Joint items .....	8	.....	8	80	.....	80	73	.....	73
Capitol Police .....	9	.....	9	114	.....	114	95	.....	95
Congressional Budget Office .....	3	.....	3	28	.....	28	27	.....	27
Architect of the Capitol .....	26	(**)	25	356	9	347	253	7	246
Library of Congress .....	40	1	39	513	7	506	548	9	539
Government Printing Office .....	3	.....	3	128	.....	128	111	.....	111
General Accounting Office .....	37	.....	37	396	.....	396	372	.....	372
United States Tax Court .....	3	.....	3	31	.....	31	31	.....	31
Other Legislative Branch agencies .....	5	.....	5	46	.....	46	33	.....	33
Proprietary receipts from the public .....	.....	(**)	(**)	.....	6	-6	.....	26	-26
Intrabudgetary transactions .....	(**)	.....	(**)	-7	.....	-7	-7	.....	-7
<b>Total—Legislative Branch .....</b>	<b>271</b>	<b>1</b>	<b>270</b>	<b>3,162</b>	<b>24</b>	<b>3,137</b>	<b>2,946</b>	<b>46</b>	<b>2,901</b>
<b>Judicial Branch:</b>									
Supreme Court of the United States .....	6	.....	6	47	.....	47	42	.....	42
Courts of Appeals, District Courts, and other judicial services .....	492	.....	492	4,726	.....	4,726	4,463	.....	4,463
Other .....	19	.....	19	200	.....	200	192	.....	192
Proprietary receipts from the public .....	.....	6	-6	.....	27	-27	.....	17	-17
Intrabudgetary transactions .....	(**)	.....	(**)	-256	.....	-256	-265	.....	-265
<b>Total—Judicial Branch .....</b>	<b>518</b>	<b>6</b>	<b>512</b>	<b>4,716</b>	<b>27</b>	<b>4,690</b>	<b>4,432</b>	<b>17</b>	<b>4,414</b>
<b>Department of Agriculture:</b>									
Agricultural Research Service .....	99	.....	99	1,013	.....	1,013	927	.....	927
Cooperative State Research, Education, and Extension Service:									
Research and education activities .....	43	.....	43	482	.....	482	465	.....	465
Extension activities .....	30	.....	30	381	.....	381	401	.....	401
Other .....	8	.....	8	92	.....	92	74	.....	74
Animal and Plant Health Inspection Service .....	88	.....	88	1,056	.....	1,056	861	.....	861
Food Safety and Inspection Service .....	56	.....	56	649	.....	649	637	.....	637
Agricultural Marketing Service .....	47	.....	47	1,412	(**)	1,412	993	2	991
Risk Management Agency:									
Administrative and operating expenses .....	5	.....	5	66	.....	66	75	.....	75
Federal crop insurance corporation fund .....	377	2	375	3,708	808	2,900	3,383	818	2,565
Farm Service Agency:									
Salaries and expenses .....	71	.....	71	773	.....	773	758	.....	758
Commodity Credit Corporation .....	1,942	1,097	845	28,902	11,855	17,047	26,771	10,739	16,032
Agricultural credit insurance fund .....	261	47	214	775	803	-27	1,748	836	912
Other .....	3	.....	3	51	.....	51	33	.....	33
<b>Total—Farm Service Agency .....</b>	<b>2,277</b>	<b>1,143</b>	<b>1,134</b>	<b>30,501</b>	<b>12,657</b>	<b>17,844</b>	<b>29,310</b>	<b>11,575</b>	<b>17,735</b>
Natural Resources Conservation Service:									
Conservation operations .....	59	.....	59	683	.....	683	739	.....	739
Other .....	67	.....	67	1,024	.....	1,024	420	.....	420
Rural Development .....	116	.....	116	733	.....	733	838	.....	838
Rural Housing Service:									
Rural housing insurance fund .....	30	151	-121	955	1,623	-667	1,240	1,717	-477
Rental assistance program .....	60	.....	60	655	.....	655	599	.....	599
Other .....	9	.....	9	76	.....	76	70	.....	70
Rural Utilities Service:									
Rural electrification and telecommunications fund .....	2	380	-379	711	2,873	-2,161	991	2,558	-1,567
Rural development insurance fund .....	13	35	-22	118	454	-336	352	395	-42
Other .....	1	6	-4	67	240	-173	58	158	-100
Foreign Agricultural Service .....	101	.....	101	460	.....	460	453	.....	453
Food and Nutrition Service:									
Food stamp program .....	1,952	.....	1,952	23,065	.....	23,065	20,175	.....	20,175
Child nutrition programs .....	362	.....	362	10,293	.....	10,293	9,786	.....	9,786
Special supplemental nutrition program for women, infants, and children (WIC) .....	384	.....	384	4,206	.....	4,206	4,052	.....	4,052
Other .....	20	.....	20	375	.....	375	413	.....	413
<b>Total—Food and Nutrition Service .....</b>	<b>2,718</b>	<b>.....</b>	<b>2,718</b>	<b>37,939</b>	<b>.....</b>	<b>37,939</b>	<b>34,426</b>	<b>.....</b>	<b>34,426</b>
Forest Service:									
National forest system .....	141	.....	141	1,197	.....	1,197	1,223	.....	1,223
Wildland fire management .....	345	.....	345	1,620	.....	1,620	1,460	.....	1,460
Forest service permanent appropriations .....	17	.....	17	503	.....	503	623	.....	623
Other .....	38	.....	38	985	.....	985	1,410	.....	1,410
<b>Total—Forest Service .....</b>	<b>540</b>	<b>.....</b>	<b>540</b>	<b>4,305</b>	<b>.....</b>	<b>4,305</b>	<b>4,716</b>	<b>.....</b>	<b>4,716</b>
Other .....	45	4	41	771	35	736	667	34	633
Proprietary receipts from the public .....	.....	394	-394	.....	2,176	-2,176	.....	1,206	-1,206
Intrabudgetary transactions .....	-1	.....	-1	-5	.....	-5	-10	.....	-10
<b>Total—Department of Agriculture .....</b>	<b>6,791</b>	<b>2,115</b>	<b>4,676</b>	<b>87,852</b>	<b>20,866</b>	<b>66,987</b>	<b>82,686</b>	<b>18,463</b>	<b>64,223</b>

**Table 5. Outlays of the U.S. Government, August 2003 and Other Periods—Continued**  
 [\$ millions]

Classification	This Month			Current Fiscal Year to Date			Prior Fiscal Year to Date		
	Gross Outlays	Applicable Receipts	Outlays	Gross Outlays	Applicable Receipts	Outlays	Gross Outlays	Applicable Receipts	Outlays
<b>Department of Commerce:</b>									
Economic Development Administration .....	34	5	28	358	9	350	346	6	340
Bureau of the Census .....	41	.....	41	529	.....	529	560	.....	560
Promotion of Industry and Commerce .....	55	.....	55	406	.....	406	403	.....	403
Science and Technology:									
National Oceanic and Atmospheric Administration .....	285	(* *)	285	2,806	11	2,795	2,653	33	2,619
National Institute of Standards and Technology .....	65	.....	65	650	.....	650	650	.....	650
Other .....	14	2	12	60	27	33	85	26	59
Total—Science and Technology .....	364	3	362	3,516	38	3,478	3,387	59	3,328
Other .....	72	(* *)	72	242	2	240	120	4	115
Proprietary receipts from the public .....	.....	(* *)	(* *)	.....	9	-9	.....	-2	2
Intrabudgetary transactions .....	-3	.....	-3	-3	.....	-3	-5	.....	-5
Offsetting governmental receipts .....	.....	.....	.....	.....	.....	.....	.....	.....	.....
<b>Total—Department of Commerce .....</b>	<b>564</b>	<b>9</b>	<b>555</b>	<b>5,048</b>	<b>57</b>	<b>4,991</b>	<b>4,811</b>	<b>67</b>	<b>4,744</b>
<b>Department of Defense—Military:</b>									
Military Personnel:									
Department of the Army .....	5,736	.....	5,736	40,309	.....	40,309	30,868	.....	30,868
Department of the Navy .....	4,159	.....	4,159	33,899	.....	33,899	28,677	.....	28,677
Department of the Air Force .....	3,225	.....	3,225	26,718	.....	26,718	22,669	.....	22,669
Total—Military Personnel .....	13,121	.....	13,121	100,926	.....	100,926	82,214	.....	82,214
Operation and Maintenance:									
Department of the Army .....	3,667	.....	3,667	36,846	.....	36,846	26,647	.....	26,647
Department of the Navy .....	3,253	.....	3,253	32,206	.....	32,206	27,867	.....	27,867
Department of the Air Force .....	3,429	.....	3,429	33,999	.....	33,999	28,107	.....	28,107
Defense agencies .....	3,228	.....	3,228	32,966	.....	32,966	33,931	.....	33,931
Total—Operation and Maintenance .....	13,577	.....	13,577	136,017	.....	136,017	116,553	.....	116,553
Procurement:									
Department of the Army .....	944	.....	944	11,418	.....	11,418	10,535	.....	10,535
Department of the Navy .....	2,106	.....	2,106	22,912	.....	22,912	21,837	.....	21,837
Department of the Air Force .....	2,111	.....	2,111	22,991	.....	22,991	21,525	.....	21,525
Defense agencies .....	278	.....	278	2,694	.....	2,694	2,329	.....	2,329
Total—Procurement .....	5,439	.....	5,439	60,014	.....	60,014	56,226	.....	56,226
Research, Development, Test, and Evaluation:									
Department of the Army .....	570	.....	570	6,387	.....	6,387	6,007	.....	6,007
Department of the Navy .....	1,161	.....	1,161	11,283	.....	11,283	9,464	.....	9,464
Department of the Air Force .....	1,161	.....	1,161	16,204	.....	16,204	13,011	.....	13,011
Defense agencies .....	1,425	.....	1,425	15,120	.....	15,120	11,882	.....	11,882
Total—Research, Development, Test, and Evaluation .....	4,316	.....	4,316	48,994	.....	48,994	40,364	.....	40,364
Military Construction:									
Department of the Army .....	199	.....	199	1,677	.....	1,677	1,188	.....	1,188
Department of the Navy .....	100	.....	100	1,020	.....	1,020	857	.....	857
Department of the Air Force .....	132	.....	132	1,207	.....	1,207	990	.....	990
Defense agencies .....	264	.....	264	1,433	.....	1,433	1,556	.....	1,556
Total—Military Construction .....	695	.....	695	5,337	.....	5,337	4,591	.....	4,591
Family Housing:									
Department of the Army .....	98	.....	98	1,130	.....	1,130	1,028	.....	1,028
Department of the Navy .....	101	.....	101	1,128	.....	1,128	1,166	.....	1,166
Department of the Air Force .....	102	.....	102	1,000	.....	1,000	950	.....	950
Defense agencies .....	58	(* *)	58	127	2	125	186	4	182
Revolving and Management Funds:									
Department of the Army .....	26	.....	26	55	.....	55	42	.....	42
Department of the Navy .....	107	.....	107	581	.....	581	671	.....	671
Department of the Air Force .....	.....	.....	.....	.....	.....	.....	.....	.....	.....
Defense agencies:									
Working capital fund .....	-29	.....	-29	597	.....	597	1,372	.....	1,372
Other .....	33	.....	33	-255	(* *)	-255	50	(* *)	50
Other .....	-9	.....	-9	-69	.....	-69	92	.....	92
Trust funds:									
Department of the Army .....	(* *)	.....	(* *)	18	.....	18	6	.....	6
Department of the Navy .....	1	.....	1	30	.....	30	33	.....	33
Department of the Air Force .....	3	3	(* *)	24	8	16	15	5	9
Defense agencies .....	22	.....	22	98	.....	98	87	.....	87
Proprietary receipts from the public:									
Department of the Army .....	.....	323	-323	.....	335	-335	.....	67	-67
Department of the Navy .....	.....	90	-90	.....	-94	94	.....	-149	149
Department of the Air Force .....	.....	-277	277	.....	219	-219	.....	199	-199
Defense agencies .....	.....	32	-32	.....	697	-697	.....	1,186	-1,186



**Table 5. Outlays of the U.S. Government, August 2003 and Other Periods—Continued**  
 [\$ millions]

Classification	This Month			Current Fiscal Year to Date			Prior Fiscal Year to Date		
	Gross Outlays	Applicable Receipts	Outlays	Gross Outlays	Applicable Receipts	Outlays	Gross Outlays	Applicable Receipts	Outlays
<b>Department of Defense—Military:—Continued</b>									
Intrabudgetary transactions:									
Department of the Army .....	-49	.....	-49	234	.....	234	35	.....	35
Department of the Navy .....	3	.....	3	330	.....	330	333	.....	333
Department of the Air Force .....	42	.....	42	387	.....	387	253	.....	253
Defense agencies .....	-70	.....	-70	31	.....	31	61	.....	61
Offsetting governmental receipts:									
Department of the Army .....	.....	1	-1	.....	7	-7	.....	3	-3
Defense agencies .....	.....	.....	.....	.....	(**)	(**)	.....	12	-12
<b>Total—Department of Defense—Military .....</b>	<b>37,590</b>	<b>172</b>	<b>37,418</b>	<b>356,736</b>	<b>1,175</b>	<b>355,560</b>	<b>306,327</b>	<b>1,327</b>	<b>305,000</b>
<b>Department of Education:</b>									
Office of Elementary and Secondary Education:									
Education for the disadvantaged .....	706	.....	706	10,570	.....	10,570	8,701	.....	8,701
Impact aid .....	15	.....	15	1,076	.....	1,076	1,108	.....	1,108
School improvement programs .....	541	.....	541	5,919	.....	5,919	3,290	.....	3,290
Education reform .....	14	.....	14	518	.....	518	1,670	.....	1,670
Other .....	26	.....	26	302	.....	302	278	.....	278
<b>Total—Office of Elementary and Secondary Education .....</b>	<b>1,302</b>	<b>.....</b>	<b>1,302</b>	<b>18,385</b>	<b>.....</b>	<b>18,385</b>	<b>15,046</b>	<b>.....</b>	<b>15,046</b>
Office of English Language Acquisition .....	44	.....	44	524	.....	524	387	.....	387
Office of Special Education and Rehabilitative Services:									
Special education .....	653	.....	653	7,958	.....	7,958	6,596	.....	6,596
Rehabilitation services and disability research .....	239	.....	239	2,651	.....	2,651	2,613	.....	2,613
Special institutions for persons with disabilities .....	18	.....	18	159	.....	159	159	.....	159
Office of Vocational and Adult Education .....	129	.....	129	1,796	.....	1,796	1,650	.....	1,650
Office of Postsecondary Education:									
College housing and academic facilities loans .....	(**)	3	-3	-15	33	-48	-8	36	-44
Higher education .....	153	.....	153	1,745	.....	1,745	1,530	.....	1,530
Howard University .....	37	.....	37	231	.....	231	218	.....	218
<b>Total—Office of Postsecondary Education .....</b>	<b>190</b>	<b>3</b>	<b>187</b>	<b>1,962</b>	<b>33</b>	<b>1,928</b>	<b>1,740</b>	<b>36</b>	<b>1,704</b>
Federal Student Aid:									
Student financial assistance .....	1,426	.....	1,426	11,895	.....	11,895	10,529	.....	10,529
Student Aid Administration .....	5	.....	5	35	.....	35	.....	.....	.....
Federal student loan reserve fund .....	.....	.....	.....	.....	.....	.....	.....	.....	.....
Federal direct student loans .....	38	.....	38	5,001	.....	5,001	19	.....	19
Federal family education loans .....	-566	.....	-566	-410	.....	-410	1,615	.....	1,615
<b>Total—Federal Student Aid .....</b>	<b>903</b>	<b>.....</b>	<b>903</b>	<b>16,522</b>	<b>.....</b>	<b>16,522</b>	<b>12,163</b>	<b>.....</b>	<b>12,163</b>
Institute of Education Sciences .....	39	.....	39	511	.....	511	570	.....	570
Departmental Management .....	32	.....	32	484	.....	484	477	.....	477
Proprietary receipts from the public .....	.....	6	-6	.....	40	-40	.....	25	-25
<b>Total—Department of Education .....</b>	<b>3,548</b>	<b>9</b>	<b>3,539</b>	<b>50,952</b>	<b>73</b>	<b>50,879</b>	<b>41,401</b>	<b>62</b>	<b>41,339</b>
<b>Department of Energy:</b>									
National Nuclear Security Administration:									
Naval reactors .....	48	.....	48	632	.....	632	624	.....	624
Weapons activities .....	557	.....	557	5,378	.....	5,378	4,805	.....	4,805
Defense nuclear nonproliferation .....	88	.....	88	873	.....	873	752	.....	752
Other .....	36	.....	36	376	.....	376	359	.....	359
Environmental and Other Defense Activities:									
Defense environmental restoration and waste management .....	381	.....	381	4,831	.....	4,831	4,730	.....	4,730
Defense site acceleration completion .....	115	.....	115	1,132	.....	1,132	1,012	.....	1,012
Other defense activities .....	44	.....	44	503	.....	503	471	.....	471
Other .....	20	.....	20	386	.....	386	318	.....	318
Energy Programs:									
Science .....	279	.....	279	3,031	.....	3,031	2,923	.....	2,923
Energy supply .....	67	.....	67	532	.....	532	577	.....	577
Energy conservation .....	69	.....	69	806	.....	806	790	.....	790
Other .....	135	(**)	135	1,638	20	1,618	1,375	24	1,351
<b>Total—Energy Programs .....</b>	<b>549</b>	<b>(**)</b>	<b>549</b>	<b>6,007</b>	<b>20</b>	<b>5,987</b>	<b>5,665</b>	<b>24</b>	<b>5,641</b>
Power Marketing Administration .....	179	168	11	2,046	2,518	-472	2,639	2,666	-27
Departmental Administration .....	33	.....	33	229	.....	229	236	.....	236
Proprietary receipts from the public .....	.....	124	-124	.....	1,271	-1,271	.....	1,203	-1,203
Intrabudgetary transactions .....	-186	.....	-186	-585	.....	-585	-1,616	.....	-1,616
Offsetting governmental receipts .....	.....	.....	.....	.....	.....	.....	.....	.....	.....
<b>Total—Department of Energy .....</b>	<b>1,864</b>	<b>293</b>	<b>1,571</b>	<b>21,809</b>	<b>3,809</b>	<b>18,001</b>	<b>19,996</b>	<b>3,893</b>	<b>16,103</b>

**Table 5. Outlays of the U.S. Government, August 2003 and Other Periods—Continued**  
 [\$ millions]

Classification	This Month			Current Fiscal Year to Date			Prior Fiscal Year to Date		
	Gross Outlays	Applicable Receipts	Outlays	Gross Outlays	Applicable Receipts	Outlays	Gross Outlays	Applicable Receipts	Outlays
<b>Department of Health and Human Services:</b>									
Public Health Service:									
Food and Drug Administration .....	130	(* *)	130	1,392	5	1,386	1,134	6	1,128
Health Resources and Services Administration .....	536	2	534	5,594	19	5,575	5,189	20	5,169
Indian Health Services .....	148	.....	148	2,784	.....	2,784	2,671	.....	2,671
Centers for Disease Control and Prevention .....	373	.....	373	4,171	.....	4,171	3,373	.....	3,373
National Institutes of Health .....	2,029	.....	2,029	20,701	.....	20,701	18,420	.....	18,420
Substance Abuse and Mental Health Services Administration .....	257	.....	257	2,805	.....	2,805	2,664	.....	2,664
Agency for Healthcare Research and Quality .....	31	.....	31	218	.....	218	212	.....	212
<b>Total—Public Health Service .....</b>	<b>3,504</b>	<b>2</b>	<b>3,502</b>	<b>37,665</b>	<b>24</b>	<b>37,641</b>	<b>33,664</b>	<b>26</b>	<b>33,638</b>
Centers for Medicare and Medicaid Services:									
Grants to States for Medicaid .....	13,875	.....	13,875	146,966	.....	146,966	134,619	.....	134,619
Payments to health care trust funds .....	7,376	.....	7,376	84,124	.....	84,124	82,305	.....	82,305
State children's health insurance fund .....	319	.....	319	3,816	.....	3,816	3,312	.....	3,312
Federal hospital insurance trust fund:									
Benefit payments .....	14,173	.....	14,173	139,850	.....	139,850	134,965	.....	134,965
Administrative expenses .....	151	.....	151	1,427	.....	1,427	1,346	.....	1,346
<b>Total—FHI trust fund .....</b>	<b>14,324</b>	<b>.....</b>	<b>14,324</b>	<b>141,276</b>	<b>.....</b>	<b>141,276</b>	<b>136,311</b>	<b>.....</b>	<b>136,311</b>
Health care fraud and abuse control .....	90	.....	90	898	.....	898	898	.....	898
Federal supplementary medical insurance trust fund:									
Benefit payments .....	11,525	.....	11,525	112,752	.....	112,752	99,774	.....	99,774
Administrative expenses .....	200	.....	200	2,071	.....	2,071	1,587	.....	1,587
<b>Total—FSMI trust fund .....</b>	<b>11,724</b>	<b>.....</b>	<b>11,724</b>	<b>114,823</b>	<b>.....</b>	<b>114,823</b>	<b>101,361</b>	<b>.....</b>	<b>101,361</b>
Other .....	-11	.....	-11	-61	.....	-61	465	.....	465
<b>Total—Centers for Medicare and Medicaid Services ..</b>	<b>47,697</b>	<b>.....</b>	<b>47,697</b>	<b>491,843</b>	<b>.....</b>	<b>491,843</b>	<b>459,270</b>	<b>.....</b>	<b>459,270</b>
Administration for Children and Families:									
Temporary assistance for needy families .....	1,379	.....	1,379	17,964	.....	17,964	16,820	.....	16,820
Payments to States for child support enforcement and family support programs .....	242	.....	242	3,297	.....	3,297	3,450	.....	3,450
Low income home energy assistance .....	60	.....	60	1,945	.....	1,945	1,689	.....	1,689
Refugee and entrant assistance .....	45	.....	45	400	.....	400	429	.....	429
Child care entitlement to States .....	252	.....	252	2,718	.....	2,718	2,264	.....	2,264
Payments to States for the child care and development block grant .....	206	.....	206	2,180	.....	2,180	1,998	.....	1,998
Social services block grant .....	91	.....	91	1,556	.....	1,556	1,630	.....	1,630
Children and families services programs .....	647	.....	647	7,754	.....	7,754	7,359	.....	7,359
Payments to States for foster care and adoption assistance .....	480	.....	480	5,620	.....	5,620	5,434	.....	5,434
Other .....	37	.....	37	345	.....	345	353	.....	353
<b>Total—Administration for Children and Families .....</b>	<b>3,438</b>	<b>.....</b>	<b>3,438</b>	<b>43,777</b>	<b>.....</b>	<b>43,777</b>	<b>41,426</b>	<b>.....</b>	<b>41,426</b>
Administration on Aging .....	143	.....	143	1,189	.....	1,189	1,001	.....	1,001
Other .....	273	.....	273	2,194	.....	2,194	1,482	.....	1,482
Proprietary receipts from the public .....	.....	2,432	-2,432	.....	26,839	-26,839	.....	24,731	-24,731
Intrabudgetary transactions:									
Payments for health insurance for the aged: Federal supplementary medical insurance trust fund ..	-7,375	.....	-7,375	-77,065	.....	-77,065	-71,883	.....	-71,883
Payments for tax and other credits: Federal hospital insurance trust fund .....	-1	.....	-1	-7,060	.....	-7,060	-10,419	.....	-10,419
Other .....	.....	.....	.....	.....	.....	.....	.....	.....	.....
<b>Total—Department of Health and Human Services ..</b>	<b>47,680</b>	<b>2,434</b>	<b>45,246</b>	<b>492,543</b>	<b>26,864</b>	<b>465,679</b>	<b>454,541</b>	<b>24,756</b>	<b>429,784</b>
<b>Department of Homeland Security:</b>									
Citizenship and Immigration Services .....	102	.....	102	1,206	.....	1,206	1,486	.....	1,486
United States Secret Service .....	98	.....	98	1,027	.....	1,027	960	.....	960
Border and Transportation Security:									
Transportation Security Administration .....	495	.....	495	7,510	.....	7,510	-406	.....	-406
Other .....	785	.....	785	7,738	.....	7,738	6,079	.....	6,079
<b>Total—Border and Transportation Security .....</b>	<b>1,280</b>	<b>.....</b>	<b>1,280</b>	<b>15,248</b>	<b>.....</b>	<b>15,248</b>	<b>5,672</b>	<b>.....</b>	<b>5,672</b>
United States Coast Guard .....	581	1	581	5,618	8	5,611	4,821	7	4,815
Emergency Preparedness and Response:									
Disaster relief .....	911	.....	911	7,402	.....	7,402	3,366	.....	3,366
National flood insurance fund .....	18	107	-89	331	915	-584	309	860	-551
Other .....	185	.....	185	1,218	1	1,217	859	3	856
<b>Total—Emergency Preparedness and Response .....</b>	<b>1,113</b>	<b>107</b>	<b>1,006</b>	<b>8,951</b>	<b>916</b>	<b>8,035</b>	<b>4,533</b>	<b>863</b>	<b>3,671</b>
Science and Technology .....	13	.....	13	50	.....	50	.....	.....	.....
Information Analysis and Infrastructure Protection .....	13	.....	13	27	.....	27	.....	.....	.....
Other .....	-2	.....	-2	50	.....	50	9	.....	9
Proprietary receipts from the public .....	.....	(* *)	(* *)	.....	4	-4	.....	3	-3
Offsetting governmental receipts .....	.....	324	-324	.....	3,014	-3,014	.....	2,869	-2,869
<b>Total—Department of Homeland Security .....</b>	<b>3,198</b>	<b>432</b>	<b>2,766</b>	<b>32,178</b>	<b>3,942</b>	<b>28,235</b>	<b>17,482</b>	<b>3,742</b>	<b>13,740</b>

**Table 5. Outlays of the U.S. Government, August 2003 and Other Periods—Continued**  
 [\$ millions]

Classification	This Month			Current Fiscal Year to Date			Prior Fiscal Year to Date		
	Gross Outlays	Applicable Receipts	Outlays	Gross Outlays	Applicable Receipts	Outlays	Gross Outlays	Applicable Receipts	Outlays
<b>Department of Housing and Urban Development:</b>									
Public and Indian Housing Programs:									
Housing certificate fund .....	1,833	.....	1,833	19,185	.....	19,185	16,863	.....	16,863
Public housing capital fund .....	289	.....	289	3,434	.....	3,434	3,374	.....	3,374
Public housing operating fund .....	276	.....	276	3,096	.....	3,096	3,340	.....	3,340
Drug elimination grants for low-income housing .....	10	.....	10	209	.....	209	292	.....	292
Revitalization of severely distressed public housing (Hope VI) .....	47	.....	47	497	.....	497	424	.....	424
Native American housing block grant .....	63	.....	63	661	.....	661	670	.....	670
Other .....	(**)	(**)	(**)	167	154	12	178	157	21
<b>Total—Public and Indian Housing Programs .....</b>	<b>2,519</b>	<b>(**)</b>	<b>2,519</b>	<b>27,248</b>	<b>154</b>	<b>27,094</b>	<b>25,141</b>	<b>157</b>	<b>24,984</b>
Community Planning and Development:									
Housing opportunities for persons with AIDS .....	19	.....	19	231	.....	231	297	.....	297
Community Development Block Grants .....	497	.....	497	5,141	.....	5,141	4,991	.....	4,991
Home investment partnership program .....	116	.....	116	1,492	.....	1,492	1,419	.....	1,419
Homeless assistance grants .....	89	.....	89	990	.....	990	942	.....	942
Other .....	13	10	2	148	15	133	102	-15	117
<b>Total—Community Planning and Development .....</b>	<b>734</b>	<b>10</b>	<b>724</b>	<b>8,002</b>	<b>15</b>	<b>7,988</b>	<b>7,751</b>	<b>-15</b>	<b>7,766</b>
Housing Programs:									
Public enterprise funds .....	1	3	-2	19	30	-12	11	16	-5
Credit accounts:									
FHA-Mutual mortgage insurance fund, program account .....	34	.....	34	2,768	.....	2,768	525	.....	525
FHA-Mutual mortgage insurance capital reserve account .....	-613	.....	-613	-5,165	.....	-5,165	.....	.....	.....
FHA-Mutual mortgage and cooperative housing insurance fund, liquidating account .....	24	21	3	218	186	32	275	3,949	-3,674
FHA-General and special risk fund, program account .....	23	.....	23	1,423	.....	1,423	1,325	.....	1,325
FHA-General and special risk fund, liquidating account .....	105	92	13	1,032	438	595	1,161	484	677
Housing for the elderly or handicapped fund, liquidating account .....	1	66	-66	236	758	-522	277	739	-462
Housing for the elderly and handicapped .....	87	.....	87	891	.....	891	817	.....	817
Other assisted housing programs .....	52	.....	52	593	(**)	592	603	(**)	603
Other .....	1	.....	1	8	.....	8	11	.....	11
<b>Total—Housing Programs .....</b>	<b>-287</b>	<b>182</b>	<b>-469</b>	<b>2,022</b>	<b>1,413</b>	<b>609</b>	<b>5,006</b>	<b>5,187</b>	<b>-181</b>
Government National Mortgage Association:									
Guarantees of mortgage-backed securities, program account .....	.....	.....	.....	.....	.....	.....	.....	.....	.....
Guarantees of mortgage-backed securities, liquidating account .....	2	47	-45	60	350	-291	26	399	-373
Management and Administration .....	69	.....	69	705	.....	705	506	.....	506
Other .....	30	.....	30	177	.....	177	178	.....	178
Proprietary receipts from the public:									
FHA-Mutual mortgage insurance fund .....	.....	.....	.....	.....	.....	.....	.....	.....	.....
FHA-General and special risk fund .....	.....	32	-32	.....	1,336	-1,336	.....	1,929	-1,929
Other .....	.....	.....	.....	.....	-8	8	.....	.....	.....
Intrabudgetary transactions:									
FHA-Mutual mortgage insurance fund .....	.....	.....	.....	.....	.....	.....	.....	.....	.....
Offsetting governmental receipts .....	.....	1	-1	.....	39	-39	.....	34	-34
<b>Total—Department of Housing and Urban Development .....</b>	<b>3,066</b>	<b>271</b>	<b>2,795</b>	<b>38,214</b>	<b>3,298</b>	<b>34,916</b>	<b>38,607</b>	<b>7,691</b>	<b>30,916</b>
<b>Department of the Interior:</b>									
Land and Minerals Management:									
Bureau of Land Management:									
Management of lands and resources .....	63	.....	63	731	.....	731	715	.....	715
Wildland fire management .....	134	.....	134	679	.....	679	715	.....	715
Other .....	22	2	20	525	84	441	448	20	428
Minerals Management Service .....	65	.....	65	382	.....	382	686	.....	686
Office of Surface Mining Reclamation and Enforcement .....	25	.....	25	350	.....	350	361	.....	361
<b>Total—Land and Minerals Management .....</b>	<b>308</b>	<b>2</b>	<b>307</b>	<b>2,667</b>	<b>84</b>	<b>2,582</b>	<b>2,926</b>	<b>20</b>	<b>2,906</b>
Water and Science:									
Bureau of Reclamation:									
Water and related resources .....	74	.....	74	637	.....	637	601	.....	601
Other .....	32	12	20	370	218	152	366	157	209
United States Geological Survey .....	80	.....	80	860	.....	860	810	.....	810
Other .....	1	.....	1	32	.....	32	40	.....	40
<b>Total—Water and Science .....</b>	<b>186</b>	<b>12</b>	<b>174</b>	<b>1,898</b>	<b>218</b>	<b>1,680</b>	<b>1,817</b>	<b>157</b>	<b>1,660</b>
Fish and Wildlife and Parks:									
United States Fish and Wildlife Service .....	163	.....	163	1,691	.....	1,691	1,529	.....	1,529
National Park Service .....	169	(**)	169	2,139	1	2,138	2,151	(**)	2,151
<b>Total—Fish and Wildlife and Parks .....</b>	<b>332</b>	<b>(**)</b>	<b>332</b>	<b>3,830</b>	<b>1</b>	<b>3,829</b>	<b>3,680</b>	<b>(**)</b>	<b>3,680</b>

**Table 5. Outlays of the U.S. Government, August 2003 and Other Periods—Continued**  
 [\$ millions]

Classification	This Month			Current Fiscal Year to Date			Prior Fiscal Year to Date		
	Gross Outlays	Applicable Receipts	Outlays	Gross Outlays	Applicable Receipts	Outlays	Gross Outlays	Applicable Receipts	Outlays
<b>Department of the Interior:—Continued</b>									
Bureau of Indian Affairs .....	147	(* *)	147	2,038	4	2,034	2,119	5	2,114
Departmental Offices:									
Insular affairs .....	12	.....	12	259	.....	259	278	.....	278
Office of Special Trustee for American Indians .....	20	.....	20	486	.....	486	380	.....	380
Other .....	-19	.....	-19	255	.....	255	261	.....	261
Proprietary receipts from the public .....	.....	251	-251	.....	2,975	-2,975	.....	2,254	-2,254
Intrabudgetary transactions .....	-2	.....	-2	-179	.....	-179	-306	.....	-306
<b>Total—Department of the Interior .....</b>	<b>984</b>	<b>264</b>	<b>719</b>	<b>11,254</b>	<b>3,283</b>	<b>7,972</b>	<b>11,156</b>	<b>2,436</b>	<b>8,720</b>
<b>Department of Justice:</b>									
General Administration .....	168	.....	168	1,348	.....	1,348	649	.....	649
Legal Activities and United States Marshals:									
General legal activities .....	62	.....	62	606	.....	606	625	.....	625
United States Attorneys .....	117	.....	117	1,337	.....	1,337	1,262	.....	1,262
United States Marshals Service .....	-54	.....	-54	422	.....	422	563	.....	563
September 11th victim compensation .....	106	.....	106	587	.....	587	9	.....	9
Other .....	78	.....	78	928	.....	928	1,347	.....	1,347
Federal Bureau of Investigation .....	333	.....	333	3,523	.....	3,523	3,201	.....	3,201
Drug Enforcement Administration .....	131	.....	131	1,422	.....	1,422	1,437	.....	1,437
Bureau of Alcohol, Tobacco, Firearms, and Explosives ...	140	.....	140	604	.....	604	36	.....	36
Federal Prison System .....	394	19	375	4,325	208	4,117	4,484	192	4,292
Office of Justice Programs:									
State and local law enforcement assistance .....	135	.....	135	1,753	.....	1,753	2,878	.....	2,878
Community oriented policing services .....	99	.....	99	1,027	.....	1,027	1,288	.....	1,288
Other .....	167	.....	167	1,313	.....	1,313	1,068	.....	1,068
Other .....	44	.....	44	605	.....	605	610	.....	610
Intrabudgetary transactions .....	-1	.....	-1	-158	.....	-158	-264	.....	-264
Offsetting governmental receipts .....	.....	14	-14	.....	61	-61	.....	58	-58
<b>Total—Department of Justice .....</b>	<b>1,918</b>	<b>33</b>	<b>1,885</b>	<b>19,642</b>	<b>269</b>	<b>19,373</b>	<b>19,196</b>	<b>251</b>	<b>18,945</b>
<b>Department of Labor:</b>									
Employment and Training Administration:									
Training and employment services .....	505	.....	505	5,517	.....	5,517	5,393	.....	5,393
Welfare to work jobs .....	26	.....	26	278	.....	278	474	.....	474
Community service employment for older Americans ...	36	.....	36	415	.....	415	424	.....	424
Federal unemployment benefits and allowances .....	43	.....	43	506	.....	506	364	.....	364
State unemployment insurance and employment service operations .....	5	.....	5	137	.....	137	153	.....	153
Advances to the unemployment trust fund and other funds .....	.....	.....	.....	7	.....	7	3	.....	3
Unemployment trust fund:									
Federal-State unemployment insurance:									
State unemployment benefits .....	4,127	.....	4,127	50,216	.....	50,216	46,492	.....	46,492
State administrative expenses .....	265	.....	265	3,333	.....	3,333	3,192	.....	3,192
Federal administrative expenses .....	34	.....	34	292	.....	292	347	.....	347
Veterans employment and training .....	(* *)	.....	(* *)	(* *)	.....	(* *)	1	.....	1
Repayment of advances from the general fund .....	.....	.....	.....	.....	.....	.....	.....	.....	.....
Other .....	1	.....	1	5	.....	5	5	.....	5
<b>Total—Unemployment trust fund .....</b>	<b>4,427</b>	<b>.....</b>	<b>4,427</b>	<b>53,847</b>	<b>.....</b>	<b>53,847</b>	<b>50,037</b>	<b>.....</b>	<b>50,037</b>
Other .....	13	.....	13	146	.....	146	99	.....	99
<b>Total—Employment and Training Administration .....</b>	<b>5,056</b>	<b>.....</b>	<b>5,056</b>	<b>60,853</b>	<b>.....</b>	<b>60,853</b>	<b>56,946</b>	<b>.....</b>	<b>56,946</b>
Pension Benefit Guaranty Corporation .....	303	8	295	2,275	2,147	128	1,924	2,933	-1,009
Employment Standards Administration:									
Salaries and expenses .....	44	.....	44	355	.....	355	344	.....	344
Special benefits .....	165	.....	165	690	.....	690	768	.....	768
Black lung disability trust fund .....	33	.....	33	386	.....	386	401	.....	401
Other .....	45	.....	45	497	.....	497	475	.....	475
Occupational Safety and Health Administration .....	44	.....	44	426	.....	426	401	.....	401
Bureau of Labor Statistics .....	34	.....	34	396	.....	396	396	.....	396
Other .....	76	.....	76	703	.....	703	701	.....	701
Proprietary receipts from the public .....	.....	(* *)	(* *)	.....	6	-6	.....	5	-5
Intrabudgetary transactions .....	-39	.....	-39	-543	.....	-543	-424	.....	-424
<b>Total—Department of Labor .....</b>	<b>5,761</b>	<b>8</b>	<b>5,753</b>	<b>66,039</b>	<b>2,152</b>	<b>63,887</b>	<b>61,931</b>	<b>2,939</b>	<b>58,993</b>

**Table 5. Outlays of the U.S. Government, August 2003 and Other Periods—Continued**  
 [\$ millions]

Classification	This Month			Current Fiscal Year to Date			Prior Fiscal Year to Date		
	Gross Outlays	Applicable Receipts	Outlays	Gross Outlays	Applicable Receipts	Outlays	Gross Outlays	Applicable Receipts	Outlays
<b>Department of State:</b>									
Administration of Foreign Affairs:									
Diplomatic and consular programs .....	286	.....	286	3,392	.....	3,392	3,124	.....	3,124
Embassy security, construction, and maintenance .....	61	.....	61	806	.....	806	772	.....	772
Payment to Foreign Service retirement and disability fund .....	.....	.....	.....	138	.....	138	136	.....	136
Foreign Service retirement and disability fund .....	52	.....	52	571	.....	571	560	.....	560
Other .....	19	.....	19	586	.....	586	662	.....	662
<b>Total—Administration of Foreign Affairs .....</b>	<b>418</b>	<b>.....</b>	<b>418</b>	<b>5,493</b>	<b>.....</b>	<b>5,493</b>	<b>5,254</b>	<b>.....</b>	<b>5,254</b>
International Organizations and Conferences .....	128	.....	128	1,819	.....	1,819	2,220	.....	2,220
Migration and refugee assistance .....	141	.....	141	734	.....	734	779	.....	779
International narcotics control and law enforcement .....	25	.....	25	331	.....	331	340	.....	340
Andean counterdrug initiative .....	43	.....	43	400	.....	400	168	.....	168
Other .....	12	.....	12	108	.....	108	113	.....	113
Proprietary receipts from the public .....	.....	.....	.....	.....	(**)	(**)	.....	(**)	(**)
Intrabudgetary transactions .....	(**)	.....	(**)	-184	.....	-184	-181	.....	-181
Offsetting governmental receipts .....	.....	.....	.....	.....	.....	.....	.....	.....	.....
<b>Total—Department of State .....</b>	<b>767</b>	<b>.....</b>	<b>767</b>	<b>8,701</b>	<b>(**)</b>	<b>8,701</b>	<b>8,694</b>	<b>(**)</b>	<b>8,694</b>
<b>Department of Transportation:</b>									
Office of the Secretary:									
Compensation for air carriers .....	(**)	.....	(**)	83	.....	83	2,205	.....	2,205
Other .....	-11	.....	-11	107	.....	107	31	.....	31
<b>Total—Office of the Secretary .....</b>	<b>-11</b>	<b>.....</b>	<b>-11</b>	<b>190</b>	<b>.....</b>	<b>190</b>	<b>2,236</b>	<b>.....</b>	<b>2,236</b>
Federal Aviation Administration:									
Operations .....	252	.....	252	2,711	.....	2,711	1,327	.....	1,327
Airport and airway trust fund:									
Grants-in-aid for airports .....	233	.....	233	2,326	.....	2,326	2,524	.....	2,524
Facilities and equipment .....	266	.....	266	2,386	.....	2,386	2,387	.....	2,387
Research, engineering, and development .....	13	.....	13	160	.....	160	173	.....	173
Trust fund share of FAA operations .....	274	.....	274	3,622	.....	3,622	5,390	.....	5,390
<b>Total—Airport and airway trust fund .....</b>	<b>785</b>	<b>.....</b>	<b>785</b>	<b>8,494</b>	<b>.....</b>	<b>8,494</b>	<b>10,475</b>	<b>.....</b>	<b>10,475</b>
Other .....	-5	1	-6	-46	104	-151	17	78	-62
<b>Total—Federal Aviation Administration .....</b>	<b>1,033</b>	<b>1</b>	<b>1,031</b>	<b>11,159</b>	<b>104</b>	<b>11,055</b>	<b>11,818</b>	<b>78</b>	<b>11,740</b>
Federal Highway Administration:									
Highway trust fund:									
Federal-aid highways .....	3,303	.....	3,303	26,883	.....	26,883	27,285	.....	27,285
Other .....	25	.....	25	305	.....	305	254	14	240
Other programs .....	42	.....	42	230	.....	230	127	.....	127
<b>Total—Federal Highway Administration .....</b>	<b>3,370</b>	<b>.....</b>	<b>3,370</b>	<b>27,419</b>	<b>.....</b>	<b>27,419</b>	<b>27,666</b>	<b>14</b>	<b>27,652</b>
National Highway Traffic Safety Administration .....	13	.....	13	354	.....	354	385	.....	385
Federal Railroad Administration:									
Capital Grants to the National Railroad Passenger Corporation .....									
Other .....	-6	.....	-6	887	.....	887	1,063	.....	1,063
Other .....	21	1	20	176	6	170	205	6	198
<b>Total—Federal Railroad Administration .....</b>	<b>15</b>	<b>1</b>	<b>15</b>	<b>1,064</b>	<b>6</b>	<b>1,057</b>	<b>1,267</b>	<b>6</b>	<b>1,261</b>
Federal Transit Administration:									
Formula grants .....	447	.....	447	-70	.....	-70	529	.....	529
Discretionary grants .....	20	.....	20	275	.....	275	462	.....	462
Trust fund share of expenses .....	.....	.....	.....	6,670	.....	6,670	6,267	.....	6,267
Other .....	182	.....	182	-2,761	.....	-2,761	-57	.....	-57
<b>Total—Federal Transit Administration .....</b>	<b>649</b>	<b>.....</b>	<b>649</b>	<b>4,114</b>	<b>.....</b>	<b>4,114</b>	<b>7,201</b>	<b>.....</b>	<b>7,201</b>
Maritime Administration .....	46	(**)	46	321	33	287	559	75	484
Other .....	38	1	37	521	11	510	354	11	343
Proprietary receipts from the public .....	.....	9	-9	.....	160	-160	.....	159	-159
Intrabudgetary transactions .....	.....	.....	.....	-3	.....	-3	-9	.....	-9
Offsetting governmental receipts .....	.....	(**)	(**)	.....	57	-57	.....	53	-53
<b>Total—Department of Transportation .....</b>	<b>5,152</b>	<b>13</b>	<b>5,139</b>	<b>45,139</b>	<b>371</b>	<b>44,768</b>	<b>51,478</b>	<b>397</b>	<b>51,081</b>

**Table 5. Outlays of the U.S. Government, August 2003 and Other Periods—Continued**  
 [\$ millions]

Classification	This Month			Current Fiscal Year to Date			Prior Fiscal Year to Date		
	Gross Outlays	Applicable Receipts	Outlays	Gross Outlays	Applicable Receipts	Outlays	Gross Outlays	Applicable Receipts	Outlays
<b>Department of the Treasury:</b>									
Departmental Offices:									
Exchange stabilization fund .....	14	8	5	-632	115	-747	-436	171	-607
Other .....	69	.....	69	1,999	.....	999	686	.....	686
Financial Management Service:									
Salaries and expenses .....	26	.....	26	228	.....	228	213	.....	213
Temporary state fiscal relief fund .....	299	.....	299	5,000	.....	5,000	.....	.....	.....
Payment to the Resolution Funding Corporation .....	.....	.....	.....	1,717	.....	1,717	675	.....	675
Interest paid to credit financing accounts .....	.....	.....	.....	-10	.....	-10	439	.....	439
Claims, judgements, and relief acts .....	47	.....	47	1,015	.....	1,015	1,745	.....	1,745
Other .....	36	.....	36	1,201	.....	1,201	668	.....	668
Total—Financial Management Service .....	408	.....	408	9,152	.....	9,152	3,739	.....	3,739
Federal Financing Bank .....	-91	.....	-91	1,635	.....	1,635	104	.....	104
Bureau of Alcohol and Tobacco Tax and Trade Bureau:									
Salaries and expenses .....	3	.....	3	1,261	.....	261	747	.....	747
Internal revenue collections for Puerto Rico .....	26	.....	26	323	.....	323	313	.....	313
Bureau of Engraving and Printing .....	-15	.....	-15	-65	.....	-65	50	.....	50
United States Mint .....	61	175	-114	743	872	-129	655	1,277	-622
Bureau of the Public Debt .....	44	.....	44	295	.....	295	297	.....	297
Internal Revenue Service:									
Processing, assistance, and management .....	297	.....	297	3,544	.....	3,544	3,513	.....	3,513
Tax law enforcement .....	278	.....	278	3,224	.....	3,224	3,280	.....	3,280
Information systems .....	115	.....	115	1,457	.....	1,457	1,553	.....	1,553
Payment where earned income credit exceeds liability for tax .....	142	.....	142	31,803	.....	31,803	27,703	.....	27,703
Payment where child credit exceeds liability for tax .....	58	.....	58	6,349	.....	6,349	5,000	.....	5,000
Refunding internal revenue collections, interest .....	467	.....	467	2,993	.....	2,993	4,004	.....	4,004
Other .....	59	1	58	498	7	491	453	5	448
Total—Internal Revenue Service .....	1,416	1	1,415	49,868	7	49,861	45,506	5	45,501
Comptroller of the Currency .....	35	19	16	384	473	-89	371	451	-80
Office of Thrift Supervision .....	12	29	-17	132	166	-34	141	163	-23
Interest on the public debt:									
Interest on Treasury debt securities (gross):									
Public issues (accrual basis) .....	12,668	.....	12,668	142,897	.....	142,897	156,496	.....	156,496
Special issues (cash basis) .....	3,508	.....	3,508	162,082	.....	162,082	161,173	.....	161,173
Total—Interest on Treasury debt securities (gross) .....	16,176	.....	16,176	304,979	.....	304,979	317,669	.....	317,669
Total—Interest on the public debt .....	16,176	.....	16,176	304,979	.....	304,979	317,669	.....	317,669
Other .....	9	.....	9	119	.....	119	195	.....	195
Proprietary receipts from the public .....	.....	181	-181	.....	1,816	-1,816	.....	2,769	-2,769
Intrabudgetary transactions .....	-601	.....	-601	-3,776	.....	-3,776	-3,032	.....	-3,032
<b>Total—Department of the Treasury .....</b>	<b>17,566</b>	<b>414</b>	<b>17,152</b>	<b>364,417</b>	<b>3,448</b>	<b>360,969</b>	<b>367,004</b>	<b>4,836</b>	<b>362,168</b>
<b>Department of Veterans Affairs:</b>									
Veterans Health Administration:									
Medical care .....	2,446	.....	2,446	22,518	.....	22,518	20,685	.....	20,685
Other .....	72	23	49	666	249	417	655	241	414
Veterans Benefits Administration:									
Public enterprise funds:									
Veterans housing benefit program fund .....	49	5	44	1,357	60	1,297	814	65	749
Other .....	66	54	12	758	734	25	712	700	12
Compensation and pensions .....	4,586	.....	4,586	27,771	.....	27,771	25,455	.....	25,455
Readjustment benefits .....	166	.....	166	2,232	.....	2,232	1,873	.....	1,873
Insurance funds:									
National service life .....	99	.....	99	1,063	.....	1,063	1,064	.....	1,064
United States Government Life .....	1	.....	1	9	.....	9	9	.....	9
Veterans special life .....	12	2	9	116	171	-54	109	172	-63
Other .....	2	.....	2	31	.....	31	22	.....	22
Total—Veterans Benefits Administration .....	4,980	61	4,918	33,337	964	32,373	30,059	938	29,121
Construction .....	30	.....	30	387	(* *)	386	406	.....	406
Departmental Administration .....	166	.....	166	1,109	.....	1,109	1,040	.....	1,040
Proprietary receipts from the public:									
National service life .....	.....	15	-15	.....	158	-158	.....	171	-171
Other .....	.....	170	-170	.....	2,473	-2,473	.....	3,092	-3,092
Intrabudgetary transactions .....	(* *)	.....	(* *)	-1	.....	-1	-2	.....	-2
<b>Total—Department of Veterans Affairs .....</b>	<b>7,694</b>	<b>270</b>	<b>7,424</b>	<b>58,016</b>	<b>3,845</b>	<b>54,171</b>	<b>52,843</b>	<b>4,442</b>	<b>48,401</b>

**Table 5. Outlays of the U.S. Government, August 2003 and Other Periods—Continued**  
 [\$ millions]

Classification	This Month			Current Fiscal Year to Date			Prior Fiscal Year to Date		
	Gross Outlays	Applicable Receipts	Outlays	Gross Outlays	Applicable Receipts	Outlays	Gross Outlays	Applicable Receipts	Outlays
<b>Corps of Engineers:</b>									
Construction .....	114	.....	114	1,507	.....	1,507	1,507	.....	1,507
Operation and maintenance .....	196	.....	196	1,321	.....	1,321	1,202	.....	1,202
Flood control .....	54	.....	54	324	.....	324	336	.....	336
Rivers and harbors contributed funds .....	38	.....	38	397	.....	397	290	.....	290
Harbor maintenance trust fund .....	7	.....	7	562	.....	562	677	.....	677
Other .....	-38	.....	-38	734	.....	734	747	.....	747
Proprietary receipts from the public .....	.....	33	-33	.....	499	-499	.....	390	-390
Intrabudgetary transactions .....	.....	.....	.....	-10	.....	-10	-10	.....	-10
<b>Total—Corps of Engineers .....</b>	<b>371</b>	<b>33</b>	<b>338</b>	<b>4,834</b>	<b>499</b>	<b>4,335</b>	<b>4,748</b>	<b>390</b>	<b>4,358</b>
<b>Other Defense Civil Programs:</b>									
Military Retirement:									
Payment to military retirement fund .....	.....	.....	.....	17,928	.....	17,928	17,047	.....	17,047
Military retirement fund .....	2,977	.....	2,977	32,594	.....	32,594	32,130	.....	32,130
Retiree Health Care:									
Payment to uniformed services retiree health care fund .....	.....	.....	.....	14,369	.....	14,369	.....	.....	.....
Uniformed services retiree health care fund .....	214	.....	214	3,946	.....	3,946	.....	.....	.....
Educational Benefits .....	13	.....	13	247	.....	247	222	.....	222
Other .....	15	.....	15	178	.....	178	136	.....	136
Proprietary receipts from the public .....	.....	1	-1	.....	18	-18	.....	12	-12
Intrabudgetary transactions .....	-35	.....	-35	-32,706	.....	-32,706	-17,311	.....	-17,311
<b>Total—Other Defense Civil Programs .....</b>	<b>3,184</b>	<b>1</b>	<b>3,183</b>	<b>36,555</b>	<b>18</b>	<b>36,537</b>	<b>32,225</b>	<b>12</b>	<b>32,213</b>
<b>Environmental Protection Agency:</b>									
Science and technology .....	65	.....	65	655	.....	655	624	.....	624
Environmental programs and management .....	184	.....	184	2,010	.....	2,010	1,912	.....	1,912
State and tribal assistance grants .....	365	.....	365	3,376	.....	3,376	3,002	.....	3,002
Hazardous substance superfund .....	118	.....	118	1,265	.....	1,265	1,295	.....	1,295
Other .....	14	(* *)	14	757	23	734	834	18	817
Proprietary receipts from the public .....	.....	11	-11	.....	135	-135	.....	242	-242
Intrabudgetary transactions .....	.....	.....	.....	-632	.....	-632	-676	.....	-676
Offsetting governmental receipts .....	.....	(* *)	(* *)	.....	11	-11	.....	10	-10
<b>Total—Environmental Protection Agency .....</b>	<b>745</b>	<b>11</b>	<b>734</b>	<b>7,431</b>	<b>169</b>	<b>7,262</b>	<b>6,991</b>	<b>270</b>	<b>6,721</b>
<b>Executive Office of the President:</b>									
Compensation of the President and the White House Office									
Office .....	4	.....	4	47	.....	47	53	.....	53
Office of Management and Budget .....	7	.....	7	65	.....	65	69	.....	69
Office of National Drug Control Policy .....	2	.....	2	24	.....	24	23	.....	23
Emergency response fund .....	.....	.....	.....	.....	.....	.....	88	.....	88
Other .....	25	.....	25	179	.....	179	189	.....	189
<b>Total—Executive Office of the President .....</b>	<b>37</b>	.....	<b>37</b>	<b>314</b>	.....	<b>314</b>	<b>422</b>	.....	<b>422</b>
<b>General Services Administration:</b>									
Real Property Activities .....	-58	.....	-58	-326	.....	-326	-133	.....	-133
Supply and Technology Activities .....	-168	.....	-168	-86	.....	-86	-163	.....	-163
General Activities .....	13	.....	13	814	.....	814	138	.....	138
Proprietary receipts from the public .....	.....	(* *)	(* *)	.....	5	-5	.....	15	-15
<b>Total—General Services Administration .....</b>	<b>-213</b>	<b>(* *)</b>	<b>-213</b>	<b>401</b>	<b>5</b>	<b>396</b>	<b>-159</b>	<b>15</b>	<b>-173</b>
<b>International Assistance Program:</b>									
International Security Assistance:									
Foreign military loan program .....	37	67	-30	183	540	-357	389	677	-288
Foreign military financing program .....	125	.....	125	5,709	.....	5,709	4,378	.....	4,378
Economic support fund .....	177	.....	177	3,303	.....	3,303	2,977	.....	2,977
Other .....	56	.....	56	553	.....	553	794	.....	794
Proprietary receipts from the public .....	.....	.....	.....	.....	522	-522	.....	16	-16
<b>Total—International Security Assistance .....</b>	<b>394</b>	<b>67</b>	<b>327</b>	<b>9,747</b>	<b>1,062</b>	<b>8,685</b>	<b>8,538</b>	<b>694</b>	<b>7,844</b>
Multilateral Assistance:									
Contribution to the International Development Association									
Association .....	.....	.....	.....	928	.....	928	929	.....	929
International organizations and programs .....	123	.....	123	170	.....	170	296	.....	296
Other .....	35	.....	35	908	.....	908	760	.....	760
Proprietary receipts from the public .....	.....	.....	.....	.....	.....	.....	.....	.....	.....
<b>Total—Multilateral Assistance .....</b>	<b>159</b>	.....	<b>159</b>	<b>2,006</b>	.....	<b>2,006</b>	<b>1,984</b>	.....	<b>1,984</b>

**Table 5. Outlays of the U.S. Government, August 2003 and Other Periods—Continued**  
 [\$ millions]

Classification	This Month			Current Fiscal Year to Date			Prior Fiscal Year to Date		
	Gross Outlays	Applicable Receipts	Outlays	Gross Outlays	Applicable Receipts	Outlays	Gross Outlays	Applicable Receipts	Outlays
<b>International Assistance Program:—Continued</b>									
International Development Assistance:									
Agency for International Development:									
Economic assistance loans .....		51	-51	5	720	-716		732	-732
Sustainable development assistance program .....	155		155	1,222		1,222	1,157		1,157
Child survival and disease programs .....	211		211	1,312		1,312	891		891
Assistance for the independent States of the Former Soviet Union .....	35		35	536		536	554		554
Operating expenses .....	68		68	541		541	539		539
Payment to the Foreign Service retirement and disability fund .....				45		45	45		45
Other .....	44	2	42	786	45	741	947	42	905
Proprietary receipts from the public .....					(**)	(**)			
Intrabudgetary transactions .....				(**)		(**)	(**)		(**)
<b>Total—Agency for International Development .....</b>	<b>512</b>	<b>53</b>	<b>460</b>	<b>4,447</b>	<b>765</b>	<b>3,682</b>	<b>4,133</b>	<b>774</b>	<b>3,359</b>
Overseas Private Investment Corporation:									
Overseas private investment corporation account .....	8	72	-64	229	302	-73	159	301	-142
Proprietary receipts from the public .....					58	-58			
<b>Total—Overseas Private Investment Corporation .....</b>	<b>8</b>	<b>72</b>	<b>-64</b>	<b>229</b>	<b>360</b>	<b>-131</b>	<b>159</b>	<b>301</b>	<b>-142</b>
Peace Corps .....	30		30	273	(**)	273	241	(**)	241
Other .....	8		8	73		73	85		85
<b>Total—International Development Assistance .....</b>	<b>559</b>	<b>125</b>	<b>434</b>	<b>5,021</b>	<b>1,125</b>	<b>3,896</b>	<b>4,619</b>	<b>1,075</b>	<b>3,543</b>
International Monetary Programs .....	370		370	-737		-737	-525		-525
Military Sales Programs:									
Foreign military sales trust fund .....	849		849	9,530		9,530	9,996		9,996
Other .....	(**)	(**)	(**)	1	(**)	2	-2	2	-4
Proprietary receipts from the public .....		940	-940		9,590	-9,590		9,352	-9,352
Other .....									
<b>Total—International Assistance Program .....</b>	<b>2,331</b>	<b>1,132</b>	<b>1,198</b>	<b>25,568</b>	<b>11,777</b>	<b>13,792</b>	<b>24,610</b>	<b>11,123</b>	<b>13,487</b>
<b>National Aeronautics and Space Administration:</b>									
Human space flight .....	465		465	5,436		5,436	5,788		5,788
Science, aeronautics, and technology .....	684		684	7,353		7,353	6,755		6,755
Mission support .....	21		21	128		128	513		513
Other .....	7		7	22		22	24		24
<b>Total—National Aeronautics and Space Administration .....</b>	<b>1,176</b>		<b>1,176</b>	<b>12,939</b>		<b>12,939</b>	<b>13,079</b>		<b>13,079</b>
<b>National Science Foundation:</b>									
Research and related activities .....	529		529	3,580		3,580	2,974		2,974
Education and human resources .....	3		3	454		454	539		539
Other .....	13		13	240		240	285		285
<b>Total—National Science Foundation .....</b>	<b>544</b>		<b>544</b>	<b>4,274</b>		<b>4,274</b>	<b>3,798</b>		<b>3,798</b>
<b>Office of Personnel Management:</b>									
Government payment for annuitants, employees health and life insurance benefits .....	574		574	6,167		6,167	5,616		5,616
Payment to civil service retirement and disability fund .....									
Civil service retirement and disability fund .....	4,201		4,201	46,146		46,146	44,863		44,863
Employees life insurance fund .....	204	573	-368	1,843	3,321	-1,479	1,807	3,333	-1,526
Employees and retired employees health benefits fund .....	2,335	2,575	-240	22,868	24,219	-1,350	20,725	21,709	-984
Other .....	-35		-35	83		83	26		26
Intrabudgetary transactions:									
Civil service retirement and disability fund:									
General fund contributions .....									
Other .....	-3		-3	-30		-30	-26		-26
<b>Total—Office of Personnel Management .....</b>	<b>7,276</b>	<b>3,148</b>	<b>4,128</b>	<b>77,077</b>	<b>27,540</b>	<b>49,537</b>	<b>73,012</b>	<b>25,043</b>	<b>47,969</b>



**Table 5. Outlays of the U.S. Government, August 2003 and Other Periods—Continued**  
 [\$ millions]

Classification	This Month			Current Fiscal Year to Date			Prior Fiscal Year to Date		
	Gross Outlays	Applicable Receipts	Outlays	Gross Outlays	Applicable Receipts	Outlays	Gross Outlays	Applicable Receipts	Outlays
<b>Small Business Administration:</b>									
Public enterprise funds:									
Business loan fund .....	16	18	-2	1,389	514	875	369	229	140
Disaster loan fund .....	6	2	4	640	13	627	356	48	309
Other .....	(**)	(**)	(**)	9	6	3	4	5	-2
Other .....	38	(**)	38	303	(**)	303	264	(**)	264
Proprietary receipts from the public .....	.....	.....	.....	.....	300	-300	.....	16	-16
<b>Total—Small Business Administration .....</b>	<b>61</b>	<b>20</b>	<b>40</b>	<b>2,341</b>	<b>832</b>	<b>1,509</b>	<b>993</b>	<b>298</b>	<b>695</b>
<b>Social Security Administration:</b>									
Payments to social security trust funds .....	18	.....	18	13,266	.....	13,266	13,954	.....	13,954
Special benefits for disabled coal miners .....	33	.....	33	383	.....	383	413	.....	413
Supplemental security income program .....	5,799	.....	5,799	34,713	.....	34,713	33,423	.....	33,423
Federal old-age and survivors insurance trust fund (off-budget):									
Benefit payments .....	33,370	.....	33,370	363,348	.....	363,348	351,558	.....	351,558
Administrative expenses .....	179	.....	179	2,139	.....	2,139	2,091	.....	2,091
Payment to railroad retirement account .....	.....	.....	.....	3,580	.....	3,580	3,493	.....	3,493
Other .....	.....	.....	.....	.....	.....	.....	.....	.....	.....
<b>Total—FOASI trust fund .....</b>	<b>33,549</b>	<b>.....</b>	<b>33,549</b>	<b>369,067</b>	<b>.....</b>	<b>369,067</b>	<b>357,143</b>	<b>.....</b>	<b>357,143</b>
Federal disability insurance trust fund (off-budget):									
Benefit payments .....	6,061	.....	6,061	63,846	.....	63,846	58,639	.....	58,639
Administrative expenses .....	213	.....	213	1,787	.....	1,787	1,753	.....	1,753
Payment to railroad retirement account .....	.....	.....	.....	167	.....	167	154	.....	154
Other .....	.....	.....	.....	(**)	.....	(**)	(**)	.....	(**)
<b>Total—FDI trust fund .....</b>	<b>6,274</b>	<b>.....</b>	<b>6,274</b>	<b>65,801</b>	<b>.....</b>	<b>65,801</b>	<b>60,546</b>	<b>.....</b>	<b>60,546</b>
Other .....	-5	.....	-5	33	.....	33	32	.....	32
Proprietary receipts from the public:									
On-budget .....	.....	194	-194	.....	1,780	-1,780	.....	1,650	-1,650
Off-budget .....	.....	6	-6	.....	72	-72	.....	78	-78
Intrabudgetary transactions:									
Off-budget <sup>2</sup> .....	-17	.....	-17	-13,264	.....	-13,264	-13,538	.....	-13,538
<b>Total—Social Security Administration .....</b>	<b>45,651</b>	<b>200</b>	<b>45,452</b>	<b>469,999</b>	<b>1,852</b>	<b>468,147</b>	<b>451,972</b>	<b>1,728</b>	<b>450,244</b>
<b>Other independent agencies:</b>									
Appalachian Regional Commission .....	4	1	4	71	3	68	98	3	95
Broadcasting Board of Governors .....	48	.....	48	463	.....	463	435	.....	435
Corporation for National and Community Service .....	73	.....	73	772	.....	772	731	.....	731
Corporation for Public Broadcasting .....	.....	.....	.....	411	.....	411	375	.....	375
District of Columbia:									
Courts .....	17	.....	17	147	(**)	147	122	(**)	122
Corrections .....	(**)	.....	(**)	1	.....	1	68	.....	68
General and special payments .....	24	.....	24	562	24	538	677	36	641
Financing .....	.....	.....	.....	.....	.....	.....	.....	.....	.....
Equal Employment Opportunity Commission .....	33	1	33	292	3	289	303	3	300
Export-Import Bank of the United States .....	35	49	-14	620	3,866	-3,246	1,210	1,346	-136
Federal Communications Commission:									
Universal service fund .....	486	.....	486	5,126	.....	5,126	4,632	.....	4,632
Spectrum auction program account .....	1	.....	1	514	.....	514	139	.....	139
Other .....	28	3	24	160	45	115	221	19	203
Federal Deposit Insurance Corporation:									
Bank insurance fund .....	65	244	-179	1,775	2,341	-566	2,751	2,707	44
Savings association insurance fund .....	11	14	-3	112	382	-270	1,394	1,767	-374
FSLIC resolution fund:									
Resolution Trust Corporation closeout .....	4	2	2	490	285	205	1,551	1,141	411
Other .....	1	7	-6	11	172	-162	103	229	-126
Office of Inspector General .....	.....	.....	.....	13	.....	13	15	.....	15
<b>Total—Federal Deposit Insurance Corporation .....</b>	<b>81</b>	<b>267</b>	<b>-186</b>	<b>2,401</b>	<b>3,180</b>	<b>-779</b>	<b>5,814</b>	<b>5,843</b>	<b>-29</b>
Federal Drug Control Programs .....	17	.....	17	594	.....	594	459	.....	459
Legal Services Corporation .....	29	.....	29	309	.....	309	306	.....	306
National Archives and Records Administration .....	41	2	39	291	13	277	236	(**)	236
National Credit Union Administration .....	10	54	-44	173	691	-518	147	756	-609

**Table 5. Outlays of the U.S. Government, August 2003 and Other Periods—Continued**  
 [\$ millions]

Classification	This Month			Current Fiscal Year to Date			Prior Fiscal Year to Date		
	Gross Outlays	Applicable Receipts	Outlays	Gross Outlays	Applicable Receipts	Outlays	Gross Outlays	Applicable Receipts	Outlays
<b>Other independent agencies:—Continued</b>									
National Endowment for the Arts .....	9	.....	9	103	.....	103	97	.....	97
National Endowment for the Humanities .....	12	.....	12	106	.....	106	108	.....	108
Institute of Museum and Library Services .....	16	.....	16	203	.....	203	199	.....	199
National Labor Relations Board .....	28	.....	28	212	.....	212	206	.....	206
Nuclear Regulatory Commission .....	42	47	-5	511	405	106	468	383	85
Postal Service:									
Public enterprise funds (off-budget) .....	6,482	35,439	1,042	57,709	63,663	-5,954	57,463	62,636	-5,173
Payments to the Postal Service fund .....	.....	.....	.....	76	.....	76	858	.....	858
Railroad Retirement Board:									
Federal windfall subsidy .....	10	.....	10	119	.....	119	131	.....	131
Federal payments to the railroad retirement accounts ..	(**)	.....	(**)	430	.....	430	336	.....	336
Railroad unemployment insurance trust fund:									
Benefit payments .....	7	.....	7	86	.....	86	91	.....	91
Administrative expenses .....	.....	.....	.....	.....	.....	.....	.....	.....	.....
Rail industry pension fund:									
Benefit payments .....	374	.....	374	3,288	.....	3,288	2,940	.....	2,940
Advances from FOASDI fund .....	-96	.....	-96	-1,066	.....	-1,066	-1,159	.....	-1,159
OASDI certifications .....	96	.....	96	1,066	.....	1,066	1,158	.....	1,158
Administrative expenses .....	9	.....	9	89	.....	89	91	.....	91
Interest on refund of taxes .....	(**)	.....	(**)	2	.....	2	(**)	.....	(**)
Transfers to the National railroad retirement investment trust .....	.....	.....	.....	17,750	.....	17,750	2	.....	2
Other .....	1	.....	1	6	.....	6	5	.....	5
National railroad retirement investment trust:									
Benefit payments .....	.....	.....	.....	.....	.....	.....	.....	.....	.....
Administrative expenses .....	1	.....	1	4	.....	4	.....	.....	.....
Transfers to the railroad retirement trust funds from the National railroad retirement investment trust .....	(**)	.....	(**)	(**)	.....	(**)	.....	.....	.....
Supplemental annuity pension fund:									
Benefit payments .....	.....	.....	.....	.....	.....	.....	17	.....	17
Interest on refund of taxes .....	.....	.....	.....	.....	.....	.....	(**)	.....	(**)
Transfers to the National railroad retirement investment trust .....	.....	.....	.....	.....	.....	.....	.....	.....	.....
Railroad Social Security equivalent benefit account:									
Benefit payments .....	375	.....	375	4,923	.....	4,923	5,046	.....	5,046
Interest on refund of taxes .....	(**)	.....	(**)	2	.....	2	(**)	.....	(**)
Transfers to the National railroad retirement investment trust .....	.....	.....	.....	.....	.....	.....	.....	.....	.....
Other .....	.....	.....	.....	.....	.....	.....	.....	.....	.....
Proprietary receipts from the public .....	.....	145	-145	.....	2,035	-2,035	.....	.....	.....
Intrabudgetary transactions:									
Payments from other funds to the railroad retirement trust funds .....	.....	.....	.....	-3,747	.....	-3,747	-3,647	.....	-3,647
Payments from the railroad retirement trust funds to the National railroad retirement investment trust .....	.....	.....	.....	-17,750	.....	-17,750	-2	.....	-2
Other .....	(**)	.....	(**)	-430	.....	-430	-336	.....	-336
Total—Railroad Retirement Board .....	777	145	633	4,771	2,035	2,735	4,674	.....	4,674
Securities and Exchange Commission .....	40	.....	40	45	.....	45	-185	.....	-185
Smithsonian Institution .....	33	.....	33	515	.....	515	551	.....	551
Tennessee Valley Authority .....	1,727	1,584	143	11,452	11,362	90	9,391	10,019	-628
Other .....	103	71	32	1,473	388	1,086	1,457	351	1,105
<b>Total—Other independent agencies .....</b>	<b>10,196</b>	<b>7,663</b>	<b>2,533</b>	<b>90,082</b>	<b>85,677</b>	<b>4,405</b>	<b>91,257</b>	<b>81,396</b>	<b>9,861</b>
<b>Undistributed offsetting receipts:</b>									
Other interest .....	.....	.....	.....	.....	(**)	(**)	.....	1	-1
Department of Defense Medicare-Eligible Health Care Fund .....	-697	.....	-697	-7,453	.....	-7,453	.....	.....	.....
Employer share, employee retirement:									
Department of Health and Human Services:									
Federal hospital insurance trust fund:									
Federal employer contributions .....	-207	.....	-207	-2,150	.....	-2,150	-1,993	.....	-1,993
Postal Service employer contributions .....	-57	.....	-57	-636	.....	-636	-659	.....	-659
Payments for military service credits .....	.....	.....	.....	.....	.....	.....	.....	.....	.....
Department of State:									
Foreign Service retirement and disability fund .....	-13	.....	-13	-146	.....	-146	-134	.....	-134
Other Defense Civil Programs:									
Military retirement fund .....	-1,190	.....	-1,190	-12,485	.....	-12,485	-11,826	.....	-11,826
Office of Personnel Management:									
Civil service retirement and disability fund .....	-1,476	.....	-1,476	-13,343	.....	-13,343	-12,531	.....	-12,531
Social Security Administration (off-budget):									
Federal old-age and survivors insurance trust fund:									
Federal employer contributions .....	-730	.....	-730	-7,478	.....	-7,478	-6,893	.....	-6,893
Payments for military service credits .....	.....	.....	.....	.....	.....	.....	-414	.....	-414
Federal disability insurance trust fund:									
Federal employer contributions .....	-124	.....	-124	-1,271	.....	-1,271	-1,169	.....	-1,169
Payments for military service credits .....	.....	.....	.....	.....	.....	.....	.....	.....	.....
Other .....	(**)	.....	(**)	-2	.....	-2	-2	.....	-2
Total—Employer share, employee retirement .....	-3,796	.....	-3,796	-37,510	.....	-37,510	-35,621	.....	-35,621

**Table 5. Outlays of the U.S. Government, August 2003 and Other Periods—Continued**  
[\$ millions]

Classification	This Month			Current Fiscal Year to Date			Prior Fiscal Year to Date		
	Gross Outlays	Applicable Receipts	Outlays	Gross Outlays	Applicable Receipts	Outlays	Gross Outlays	Applicable Receipts	Outlays
<b>Undistributed offsetting receipts:—Continued</b>									
Interest received by trust funds:									
Judicial Branch:									
Judicial survivors annuity fund .....	-6	.....	-6	-26	.....	-26	-26	.....	-26
Department of Health and Human Services:									
Federal hospital insurance trust fund .....	-17	.....	-17	-14,778	.....	-14,778	-13,767	.....	-13,767
Federal supplementary medical insurance trust fund .....	-30	.....	-30	-2,405	.....	-2,405	-2,905	.....	-2,905
Department of Homeland Security:									
Oil spill liability trust fund .....	(* *)	.....	(* *)	-8	.....	-8	-34	.....	-34
Other .....	-1	.....	-1	-20	.....	-20	-18	.....	-18
Department of Labor:									
Unemployment trust fund .....	-6	.....	-6	-3,739	.....	-3,739	-5,394	.....	-5,394
Department of State:									
Foreign Service retirement and disability fund .....	(* *)	.....	(* *)	-775	.....	-775	-767	.....	-767
Department of Transportation:									
Airport and airway trust fund .....	-1	.....	-1	-577	.....	-577	-831	.....	-831
Highway trust fund .....	.....	.....	.....	.....	.....	.....	.....	.....	.....
Department of Veterans Affairs:									
National service life insurance fund .....	-1	.....	-1	-782	.....	-782	-821	.....	-821
United States government life insurance fund .....	(* *)	.....	(* *)	-4	.....	-4	-4	.....	-4
Corps of Engineers .....	57	.....	57	22	.....	22	-91	.....	-91
Other Defense Civil Programs:									
Military retirement fund .....	-1,780	.....	-1,780	-10,887	.....	-10,887	-12,786	.....	-12,786
Educational benefits fund .....	-16	.....	-16	-49	.....	-49	-50	.....	-50
Armed Forces Retirement Home .....	-1	.....	-1	-5	.....	-5	2	.....	2
Environmental Protection Agency .....	-39	.....	-39	-146	.....	-146	-276	.....	-276
National Aeronautics and Space Administration .....	-1	.....	-1	-1	.....	-1	-1	.....	-1
Office of Personnel Management:									
Civil service retirement and disability fund .....	-19	.....	-19	-37,287	.....	-37,287	-35,876	.....	-35,876
Social Security Administration (off-budget):									
Federal old-age and survivors insurance trust fund ...	-55	.....	-55	-73,896	.....	-73,896	-68,050	.....	-68,050
Federal disability insurance trust fund .....	-13	.....	-13	-9,543	.....	-9,543	-8,706	.....	-8,706
Independent agencies:									
Railroad Retirement Board .....	-6	.....	-6	-754	.....	-754	-1,426	.....	-1,426
Other .....	-40	.....	-40	-161	.....	-161	-176	.....	-176
Other .....	-58	.....	-58	-147	.....	-147	-168	.....	-168
Total—Interest received by trust funds .....	-2,035	.....	-2,035	-155,969	.....	-155,969	-152,173	.....	-152,173
Rents and royalties on the outer continental shelf lands .....	.....	66	-66	.....	4,293	-4,293	.....	4,341	-4,341
Sale of major assets .....	.....	.....	.....	.....	.....	.....	.....	.....	.....
Spectrum auction proceeds .....	.....	.....	.....	.....	.....	.....	.....	.....	.....
<b>Total—Undistributed offsetting receipts .....</b>	<b>-6,528</b>	<b>66</b>	<b>-6,594</b>	<b>-200,933</b>	<b>4,294</b>	<b>-205,226</b>	<b>-187,794</b>	<b>4,342</b>	<b>-192,135</b>
<b>Total outlays .....</b>	<b>209,763</b>	<b>19,019</b>	<b>190,743</b>	<b>2,197,300</b>	<b>206,167</b>	<b>1,991,133</b>	<b>2,060,686</b>	<b>199,980</b>	<b>1,860,706</b>
<b>Total on-budget .....</b>	<b>164,397</b>	<b>13,573</b>	<b>150,824</b>	<b>1,810,175</b>	<b>142,432</b>	<b>1,667,743</b>	<b>1,684,305</b>	<b>137,266</b>	<b>1,547,039</b>
<b>Total off-budget .....</b>	<b>45,365</b>	<b>5,446</b>	<b>39,920</b>	<b>387,125</b>	<b>63,735</b>	<b>323,390</b>	<b>376,381</b>	<b>62,714</b>	<b>313,667</b>
<b>Total surplus (+) or deficit .....</b>			<b>-76,480</b>			<b>-400,458</b>			<b>-200,179</b>
<b>Total on-budget .....</b>			<b>-77,038</b>			<b>-557,364</b>			<b>-357,378</b>
<b>Total off-budget .....</b>			<b>+558</b>			<b>+156,906</b>			<b>+157,199</b>

**MEMORANDUM**

Receipts offset against outlays

[\$ millions]

	Current Fiscal Year to Date	Comparable Period Prior Fiscal Year
Proprietary receipts .....	63,319	55,837
Intrabudgetary transactions .....	358,519	311,143
Governmental receipts .....	3,593	3,422
Total receipts offset against outlays .....	<u>425,432</u>	<u>370,401</u>

<sup>1</sup>Additional reporting by the Bureau of Alcohol, Tobacco, Firearms and Explosives has increased outlays for the Department of Justice and has correspondingly decreased outlays for the Department of the Treasury by \$18 million, \$54 million, \$26 million, \$38 million, \$14 million, and \$6 million; in January 2003, February 2003, March 2003, April 2003, May 2003, and June 2003; respectively.

<sup>2</sup>Includes FICA and SECA tax credits, non-contributory military service credits, special benefits for the aged, and credit for the unnegotiated OASI benefit checks.

<sup>3</sup>The Postal Service accounting year is comprised of thirteen 28-day periods. To conform with the MTS calendar-month reporting basis used by all other Federal agencies, the MTS reflects USPS results through August 10<sup>th</sup> and estimates for \$1,485 million through August 31<sup>st</sup>.

... No Transactions.

(\* \*) Less than \$500,000.

Note: Details may not add to totals due to rounding.

**Table 6. Means of Financing the Deficit or Disposition of Surplus by the U.S. Government, August 2003 and Other Periods**

[\$ millions]

Assets and Liabilities Directly Related to Budget Off-budget Activity	Net Transactions (-) denotes net reduction of either liability or asset accounts			Account Balances Current Fiscal Year		
	This Month	Fiscal Year to Date		Beginning of		Close of This month
		This Year	Prior Year	This Year	This Month	
<b>Liability accounts:</b>						
Borrowing from the public:						
Treasury securities, issued under general Financing authorities:						
Debt held by the public .....	44,966	394,680	218,967	3,553,180	3,902,894	3,947,860
Intragovernmental holdings .....	-6,120	167,125	184,052	2,675,056	2,848,301	2,842,181
Total Treasury securities outstanding .....	38,846	561,805	403,018	6,228,236	6,751,195	6,790,041
Plus premium on Treasury securities .....	-47	700	345	3,525	4,272	4,226
Less discount on Treasury securities .....	-39	-5,638	-6,586	60,803	55,205	55,166
Total Treasury securities net of Premium and discount .....	38,838	568,142	409,949	6,170,959	6,700,263	6,739,101
Agency securities, issued under special financing authorities (see Schedule B. for other Agency borrowing, see Schedule C) .....	144	-40	-736	27,170	26,986	27,130
Total federal securities .....	38,982	568,102	409,212	6,198,129	6,727,249	6,766,231
Deduct:						
Federal securities held as investments of government accounts (see Schedule D) .....	-6,134	167,087	184,036	2,675,648	2,848,868	2,842,735
Less discount on federal securities held as investments of government accounts .....	-23	-3,259	-254	17,673	14,437	14,415
Net federal securities held as investments of government accounts .....	-6,111	170,346	184,290	2,657,974	2,834,431	2,828,320
Total borrowing from the public .....	45,093	397,756	224,922	3,540,155	3,892,818	3,937,911
Accrued interest payable to the public .....	-13,809	-8,144	-12,437	32,869	38,534	24,726
Allocations of special drawing rights .....	-72	267	189	6,481	6,820	6,748
Deposit funds .....	-675	768	228	7,186	8,629	7,954
Miscellaneous liability accounts (includes checks outstanding etc.) .....	353	-2,197	-5,892	8,098	5,548	5,901
<b>Total liability accounts .....</b>	<b>30,890</b>	<b>388,452</b>	<b>207,010</b>	<b>3,594,788</b>	<b>3,952,349</b>	<b>3,983,240</b>
<b>Asset accounts (deduct)</b>						
Cash and monetary assets:						
U.S. Treasury operating cash: <sup>1</sup>						
Federal Reserve account .....	-1,767	-3,290	-4,923	7,879	6,356	4,589
Tax and loan note accounts .....	-37,896	-52,150	-12,780	53,007	38,752	857
Balance .....	-39,662	-55,440	-17,702	60,886	45,108	5,446
Special drawing rights:						
Total holdings .....	-26	-90	833	11,710	11,646	11,619
SDR certificates issued to Federal Reserve Banks .....	.....	.....	.....	-2,200	-2,200	-2,200
Balance .....	-26	-90	833	9,510	9,446	9,419
Reserve position on the U.S. quota in the IMF:						
U.S. subscription to International Monetary Fund:						
Direct quota payments .....	.....	.....	.....	46,525	46,525	46,525
Maintenance of value adjustments .....	-545	2,027	1,430	2,612	5,185	4,640
Letter of credit issued to IMF .....	-43	738	1,026	-26,876	-26,095	-26,138
Dollar deposits with the IMF .....	3	-6	20	-113	-121	-118
Receivable/Payable (-) for interim maintenance of value adjustments .....	175	-1,291	-836	-1,284	-2,750	-2,575
Balance .....	-411	1,469	1,640	20,864	22,744	22,333
Loans to International Monetary Fund .....	.....	.....	.....	.....	.....	.....
Other cash and monetary assets .....	-7,995	25,550	14,580	49,834	83,379	75,384
Total cash and monetary assets .....	-48,094	-28,511	-650	141,093	160,676	112,582
Non-federal securities of the National railroad retirement investment trust .....	144	19,781	2	1,500	21,138	21,281
Net Activity, Guaranteed Loan Financing .....	807	2,737	1,142	-16,293	-14,363	-13,556
Net Activity, Direct Loan Financing .....	896	-2,821	7,040	139,306	135,590	136,485
Miscellaneous asset accounts .....	645	-2,785	-4,115	376	-3,054	-2,409
<b>Total asset accounts .....</b>	<b>-45,603</b>	<b>-11,599</b>	<b>3,419</b>	<b>265,983</b>	<b>299,987</b>	<b>254,384</b>
<b>Excess of liabilities (+) or assets (-) .....</b>	<b>+76,493</b>	<b>+400,051</b>	<b>+203,591</b>	<b>+3,328,804</b>	<b>+3,652,362</b>	<b>+3,728,855</b>
Transactions not applied to current year's surplus or deficit (see Schedule A for Details) .....	-13	408	-3,412	.....	421	408
<b>Total budget and off-budget federal entities (financing of deficit (+) or disposition of surplus (-)) .....</b>	<b>+76,480</b>	<b>+400,458</b>	<b>+200,179</b>	<b>+3,328,804</b>	<b>+3,652,783</b>	<b>+3,729,263</b>

<sup>1</sup>Major sources of information used to determine Treasury's operating cash balance include Federal Reserve Banks, the Treasury Regional Finance Centers, the Internal Revenue Service Centers, the Bureau of the Public Debt and various electronic systems. Deposits are reflected as received and withdrawals are reflected as processed.

... No Transactions.

(\* \*) Less than \$500,000.

Note: Details may not add to totals due to rounding.

**Table 6. Schedule A—Analysis of Change in Excess of Liabilities of the U.S. Government, August 2003 and Other Periods**

Classification	[\$ millions]		
	This Month	Fiscal Year to Date	
		This Year	Prior Year
<b>Excess of liabilities beginning of period:</b>			
Based on composition of unified budget in preceding period .....	3,652,362	3,330,364	3,167,986
Adjustments during current fiscal year for changes in composition of unified budget:			
Revisions by federal agencies to the prior budget results .....	.....	-1,560	226
Excess of liabilities beginning of period (current basis) .....	3,652,362	3,328,804	3,168,212
<b>Budget surplus (-) or deficit:</b>			
Based on composition of unified budget in prior fiscal year .....	76,480	400,458	200,179
Changes in composition of unified budget .....	.....	.....	.....
Total surplus (-) or deficit (Table 2) .....	76,480	400,458	200,179
Total-on-budget (Table 2) .....	77,038	557,364	357,378
Total-off-budget (Table 2) .....	-558	-156,906	-157,199
<b>Transactions not applied to current year's surplus or deficit:</b>			
Seigniorage .....	.....	-467	-385
Premium/Discount on buyback of U.S. Treasury securities .....	.....	.....	3,800
Profit on sale of gold .....	.....	-5	-3
Reclassification of aged unreconciled accounts .....	13	64	1
Total-transactions not applied to current year's surplus or deficit .....	13	-408	3,412
<b>Excess of liabilities close of period .....</b>	<b>3,728,855</b>	<b>3,728,855</b>	<b>3,371,803</b>

**Table 6. Schedule B—Securities Issued by Federal Agencies Under Special Financing Authorities, August 2003 and Other Periods**

Classification	[\$ millions]					
	This Month	Net Transactions (-) denotes net reduction of liability accounts		Account Balances Current Fiscal Year		
		Fiscal Year to Date		Beginning of		Close of This month
This Year	Prior Year	This Year	This Month			
<b>Agency securities, issued under special financing authorities:</b>						
Obligations guaranteed by the United States, issued by:						
Department of Housing and Urban Development:						
Federal Housing Administration .....	14	-37	-74	298	247	261
Obligations not guaranteed by the United States, issued by:						
Legislative Branch:						
Architect of the Capitol .....	-7	-4	-4	168	172	165
Independent agencies:						
Farm Credit System Financial Assistance Corporation .....	.....	.....	.....	775	775	775
Federal Communications Commission .....	(* *)	-55	.....	114	60	60
National Archives and Records Administration .....	-4	-7	-3	258	255	251
Tennessee Valley Authority .....	141	62	-656	25,557	25,478	25,619
<b>Total agency securities .....</b>	<b>144</b>	<b>-40</b>	<b>-736</b>	<b>27,170</b>	<b>26,986</b>	<b>27,130</b>

... No Transactions.

(\* \*) Less than \$500,000.

Note: Details may not add to totals due to rounding.

**Table 6. Schedule C (Memorandum)—Federal Agency Borrowing Financed Through the Issue of Treasury Securities, August 2003 and Other Periods**

[\$ millions]

Classification	Transactions			Account Balances Current Fiscal Year		
	This Month	Fiscal Year to Date		Beginning of		Close of This month
		This Year	Prior Year	This Year	This Month	
<b>Borrowing from the Treasury:</b>						
Department of Agriculture:						
Farm Service Agency:						
Commodity Credit Corporation .....	928	-436	-5,845	19,234	17,869	18,798
Agricultural credit insurance fund .....	.....	699	1,055	5,550	6,248	6,248
Farm storage facility loans .....	25	23	100	261	259	284
Apple loans fund .....	.....	.....	.....	20	20	20
Emergency boll weevil loan fund .....	.....	.....	.....	4	4	4
Natural Resources Conservation Service .....	.....	.....	.....	5	5	5
Rural Housing Service:						
Rural housing insurance .....	142	955	1,015	9,708	10,520	10,662
Rural community facility loans fund .....	6	213	238	1,072	1,279	1,285
Rural Business – Cooperative Service:						
Rural business and industry loans .....	56	56	27	140	140	196
Rural development loan fund .....	6	26	20	201	221	227
Rural economic development loan fund .....	.....	11	11	76	87	87
Rural Utilities Service:						
Rural water and waste disposal fund .....	40	571	235	4,374	4,905	4,945
Rural communication development fund .....	.....	.....	.....	25	25	25
Rural electrification and telecommunications fund .....	579	507	584	11,070	10,998	11,577
Rural telephone bank .....	56	56	69	323	323	379
Distance learning and telemedicine program .....	5	31	47	49	75	80
Rural development insurance fund .....	.....	-230	-160	471	241	241
Foreign Agricultural Service .....	.....	361	-66	906	1,266	1,266
Department of Commerce:						
Departmental Management:						
Emergency steel guaranteed loan fund .....	.....	.....	79	79	79	79
National Oceanic and Atmospheric Administration:						
Fisheries finance .....	3	28	12	170	196	199
Fishing vessel obligations .....	.....	.....	-1	13	13	13
Department of Defense – Military:						
Family Housing improvement loans .....	.....	9	32	44	53	53
Department of Education:						
College housing and academic facilities loans .....	.....	-3	-2	215	211	211
Federal direct student loans .....	.....	13,816	20,605	89,498	103,314	103,314
Department of Energy:						
Bonneville Power Administration fund .....	-15	218	240	2,770	3,003	2,988
Department of Homeland Security:						
National flood insurance fund .....	.....	-10	-480	10	.....	.....
Disaster assistance loan fund .....	3	3	-1	4	4	8
Department of Housing and Urban Development:						
Public and Indian Housing Programs:						
Low-rent public housing – loans and other expenses .....	.....	25	25	.....	25	25
Housing Programs:						
Federal Housing Administration .....	.....	1,800	1,000	7,553	9,353	9,353
Housing for the elderly and handicapped .....	.....	.....	.....	2,640	2,640	2,640
Department of the Interior:						
Helium fund .....	.....	.....	.....	252	252	252
Bureau of Reclamation loan fund .....	16	16	8	97	97	113
Bureau of Indian Affairs .....	.....	.....	.....	25	25	25
Assistance to American Samoa loan fund .....	.....	3	2	12	15	15
Department of Justice:						
Federal Prison Industries, Incorporated .....	.....	.....	.....	20	20	20
Department of State:						
Repatriation loans .....	.....	(*)	.....	(*)	(*)	(*)
Department of Transportation:						
Federal Aviation Administration:						
Aircraft purchase loan guarantee program .....	.....	.....	.....	(*)	(*)	(*)
Federal Highway Administration:						
Transportation infrastructure finance and innovation fund .....	.....	82	51	354	436	436
Federal Railroad Administration:						
Alameda corridor project .....	.....	.....	28	513	513	513
Railroad rehabilitation and improvement loan fund .....	(*)	8	100	104	112	112
Other .....	.....	.....	.....	(*)	(*)	(*)
Maritime Administration:						
Ocean freight differential .....	10	84	.....	.....	73	84
Maritime guaranteed loan (Title XI) fund .....	.....	.....	146	29	29	29
Department of Treasury:						
Departmental Offices:						
Community development financial institutions fund .....	1	9	7	25	33	34
Federal Financing Bank revolving fund .....	-102	12,839	-5,851	24,693	37,634	37,532

**Table 6. Schedule C (Memorandum)—Federal Agency Borrowing Financed Through the Issue of Treasury Securities, August 2003 and Other Periods—Continued**

[\$ millions]

Classification	Transactions			Account Balances Current Fiscal Year		
	This Month	Fiscal Year to Date		Beginning of		Close of This month
		This Year	Prior Year	This Year	This Month	
<b>Borrowing from the Treasury:—Continued</b>						
Department of Veterans Affairs:						
Veterans housing benefit program fund .....		1,322	2,797	3,003	4,325	4,325
Native American veteran housing fund .....		8	9	21	30	30
Vocational rehabilitation loan fund .....		3	2	1	5	5
Corps of Engineers:						
Washington aqueduct .....	1	-7	-6	24	17	17
Environmental Protection Agency:						
Abatement, control, and compliance loan program .....	-2	-2	-5	24	24	22
General Services Administration:						
Land acquisition and development fund .....				(*)	(*)	(*)
International Assistance Program:						
International Security Assistance:						
Foreign military loan program .....		601	243	1,317	1,918	1,918
Military debt reduction .....	185	215		2	31	216
Agency for International Development:						
International debt reduction .....				16	16	16
Microenterprise and small enterprise development .....				1	1	1
Overseas Private Investment Corporation .....	10	55	68	132	176	186
Small Business Administration:						
Business loan fund .....	150	327	861	1,294	1,471	1,621
Disaster loan fund .....		-3,745	555	9,742	5,997	5,997
Independent agencies:						
Export-Import Bank of the United States .....	-26	617	-814	6,657	7,301	7,274
Federal Communications Commission:						
Spectrum auction loan fund .....		25	3	5,771	5,796	5,796
Presidio trust fund .....				50	50	50
Railroad Retirement Board:						
Social Security equivalent benefit account .....	256	-195	-290	2,870	2,419	2,675
Smithsonian Institution:						
John F. Kennedy Center parking facilities .....				20	20	20
Tennessee Valley Authority .....		150			150	150
<b>Total agency borrowing from the Treasury financed through Treasury securities issued .....</b>	<b>2,332</b>	<b>31,142</b>	<b>16,756</b>	<b>213,555</b>	<b>242,365</b>	<b>244,697</b>
<b>Borrowing from the Federal Financing Bank:</b>						
Department of Agriculture:						
Rural Housing Service:						
Rural housing insurance fund .....		-375	-970	2,905	2,530	2,530
Rural Utilities Service:						
Rural electrification and telecommunications fund .....	24	1,663	429	18,329	19,968	19,992
Rural development insurance fund .....	-95	-95	-1,455	950	950	855
Department of Defense – Military:						
Department of the Navy .....				1,624	1,624	1,624
Defense agencies .....		-173	-160	-844	-1,017	-1,017
Department of Education:						
Historically Black college and university capital financing fund .....	1	10	35	69	78	79
Department of Health and Human Services:						
Health maintenance organization loan and loan guarantee fund .....				(*)	(*)	(*)
Department of Housing and Urban Development:						
Low-rent housing – loans and other expenses .....		-74	-71	1,207	1,133	1,133
Community development grants .....	(*)	-2	-2	5	3	2
Department of the Interior:						
Assistance to territories .....		-2	-2	11	10	10
Department of Transportation:						
Railroad rehabilitation and improvement loan fund .....		(*)	(*)	3	3	3
General Services Administration:						
Federal buildings fund .....	4	-55	-58	2,206	2,146	2,150
International Assistance Program:						
Foreign military financing program .....	-34	-216	-216	1,923	1,740	1,706
Small Business Administration:						
Business loan fund .....	-2	-23	-27	102	81	79
Independent agencies:						
Postal Service .....	(*)	-3,841	-3,363	11,114	7,273	7,273
<b>Total borrowing from the Federal Financing Bank .....</b>	<b>-102</b>	<b>-3,185</b>	<b>-5,861</b>	<b>39,605</b>	<b>36,522</b>	<b>36,420</b>

Note: This table includes lending by the Federal Financing Bank accomplished by the purchase of agency financial assets, by the acquisition of agency debt securities, and by direct loans on behalf of an agency. The Federal Financing Bank borrows from Treasury and issues its own securities and in turn may loan these funds to agencies in lieu of agencies borrowing directly through Treasury or issuing their own securities.

... No Transactions.

(\*) Less than \$500,000.

Note: Details may not add to totals due to rounding.

**Table 6. Schedule D—Investments of Federal Government Accounts in Federal Securities, August 2003 and Other Periods**

[\$ millions]

Classification	Net Purchases or Sales (-)			Securities Held as Investments Current Fiscal Year		
	This Month	Fiscal Year to Date		Beginning of		Close of This month
		This Year	Prior Year	This Year	This Month	
<b>Federal funds:</b>						
Department of Agriculture .....	-11	3	39	55	70	58
Department of Commerce .....	.....	3	2	.....	3	3
Department of Defense-Military:						
Defense cooperation account .....	.....	-13	12	13	.....	.....
Department of Energy .....	234	2,841	2,230	26,408	29,015	29,248
Department of Homeland Security .....	(* *)	409	.....	.....	408	409
Department of Housing and Urban Development:						
Housing Programs:						
Federal Housing Administration fund .....	-792	1,169	3,962	21,251	23,211	22,420
Government National Mortgage Association:						
Guarantees of mortgage-backed securities .....	45	285	367	6,958	7,198	7,243
Other .....	.....	247	242	.....	247	247
Department of the Interior .....	6	166	255	3,990	4,149	4,156
Department of Labor .....	-312	281	1,199	12,911	13,504	13,192
Department of Transportation .....	1	110	92	123	232	233
Department of the Treasury .....	-40	845	-222	10,007	10,893	10,852
Department of Veterans Affairs:						
Canteen service revolving fund .....	-3	2	-2	29	34	31
Veterans reopened insurance fund .....	-3	-11	-8	475	468	465
Servicemen's group life insurance fund .....	.....	(* *)	(* *)	6	7	7
Other Defense Civil Programs:						
Uniformed services retiree health care fund .....	484	18,067	.....	.....	17,584	18,067
Independent agencies:						
Federal Deposit Insurance Corporation:						
Bank insurance fund .....	185	561	-56	30,542	30,918	31,103
Savings association insurance fund .....	6	271	372	11,153	11,418	11,424
FSLIC resolution fund .....	6	161	147	2,800	2,956	2,962
National Credit Union Administration .....	44	519	610	5,185	5,659	5,703
Postal Service .....	-1,149	2,070	1,536	1,430	4,648	3,499
Other .....	78	281	243	5,172	5,375	5,453
Other .....	110	493	264	4,882	5,266	5,375
Total Treasury securities .....	-1,113	28,760	11,284	143,390	173,263	172,150
<b>Total Federal funds .....</b>	<b>-1,113</b>	<b>28,760</b>	<b>11,284</b>	<b>143,390</b>	<b>173,263</b>	<b>172,150</b>
<b>Trust funds:</b>						
Legislative Branch:						
Library of Congress .....	-1	-6	12	58	53	52
United States Tax Court .....	(* *)	(* *)	(* *)	7	7	8
Other .....	(* *)	6	26	71	78	78
Judicial Branch:						
Judicial retirement funds .....	3	28	45	582	607	610
Department of Agriculture .....	-9	-4	48	39	45	36
Department of Defense-Military:						
Voluntary separation incentive fund .....	-9	5	-2	782	797	788
Other .....	-6	-8	-6	53	51	45



**Table 6. Schedule D—Investments of Federal Government Accounts in Federal Securities, August 2003 and Other Periods—Continued**

Classification	[\$ millions]					
	Net Purchases or Sales (-)			Securities Held as Investments Current Fiscal Year		
	This Month	Fiscal Year to Date		Beginning of		Close of This month
This Year		Prior Year	This Year	This Month		
<b>Trust Funds—Continued</b>						
Department of Health and Human Services:						
Federal hospital insurance trust fund .....	-2,235	19,791	28,511	228,906	250,932	248,697
Federal supplementary medical insurance trust fund .....	-2,882	-11,182	-4,327	38,804	30,504	27,622
Other .....	51	122	96	1,879	1,950	2,002
Department of Homeland Security .....	-1	-69	-71	2,375	2,308	2,307
Department of the Interior .....	1	9	24	29	38	38
Department of Justice .....	-61	.....	-42	.....	61	.....
Department of Labor:						
Unemployment trust fund .....	766	-18,151	-16,511	68,265	49,348	50,114
Other .....	45	-7	-1	69	17	62
Department of State:						
Foreign Service retirement and disability fund .....	-37	557	544	11,734	12,328	12,291
Other .....	-2	-2	1	16	17	14
Department of Transportation:						
Airport and airway trust fund .....	70	928	-924	10,997	11,855	11,925
Highway trust fund .....	-914	-4,324	-4,062	18,840	15,430	14,516
Other .....	.....	.....	.....	(*)	(*)	(*)
Department of Treasury .....	128	95	83	401	368	496
Department of Veterans Affairs:						
General post fund, national homes .....	.....	15	(*)	47	62	62
National service life insurance .....	-74	-113	-75	11,465	11,425	11,351
United States government life insurance fund .....	(*)	-5	-5	62	57	57
Veterans special life insurance fund .....	-8	55	63	1,807	1,871	1,863
Corps of Engineers .....	7	67	-89	2,252	2,312	2,319
Other Defense Civil Programs:						
Military retirement fund .....	206	11,709	7,225	162,396	173,900	174,105
Other .....	22	30	61	1,124	1,132	1,154
Environmental Protection Agency .....	-78	-406	-93	5,127	4,799	4,722
National Aeronautics and Space Administration .....	1	(*)	(*)	14	14	14
Office of Personnel Management:						
Civil service retirement and disability fund:						
Treasury securities .....	-2,283	8,668	7,745	573,713	584,664	582,381
Employees life insurance fund .....	307	1,433	1,651	25,350	26,475	26,782
Employees and retired employees health benefits fund .....	240	1,362	997	7,554	8,676	8,916
Social Security Administration:						
Federal old-age and survivors insurance trust fund .....	2,032	135,332	133,530	1,173,759	1,307,059	1,309,091
Federal disability insurance trust fund .....	-173	15,564	18,691	155,287	171,024	170,851
Independent agencies:						
Harry S. Truman Memorial Scholarship trust fund .....	1	1	-1	55	55	56
Japan-United States Friendship Commission .....	1	(*)	-2	40	39	40
Railroad Retirement Board:						
Treasury securities .....	-117	-22,878	-43	25,260	2,499	2,382
Other .....	-10	-298	-346	3,036	2,749	2,738
Total Treasury securities .....	-5,021	138,327	172,752	2,532,258	2,675,606	2,670,585
<b>Total trust funds .....</b>	<b>-5,021</b>	<b>138,327</b>	<b>172,752</b>	<b>2,532,258</b>	<b>2,675,606</b>	<b>2,670,585</b>
<b>Grand total .....</b>	<b>-6,134</b>	<b>167,087</b>	<b>184,036</b>	<b>2,675,648</b>	<b>2,848,868</b>	<b>2,842,735</b>

... No Transactions.  
 (\*) Less than \$500,000.

Note: Investments are in Treasury securities unless otherwise noted.  
 Note: Details may not add to totals due to rounding.

**Table 6. Schedule E—Net Activity, Guaranteed and Direct Loan Financing, August 2003 and Other Periods**

[\$ millions]

Classification	Net Transactions (-) denotes net reduction of asset accounts			Account Balances Current Fiscal Year		
	This Month	Fiscal Year to Date		Beginning of		Close of This month
		This Year	Prior Year	This Year	This Month	
<b>Guaranteed Loan Financing Activity:</b>						
Department of Agriculture:						
Farm Service Agency:						
Commodity Credit Corporation export fund .....	-42	-205	-272	626	462	420
Agricultural credit insurance fund .....	49	47	-65	-598	-600	-551
Rural Housing Service:						
Rural community facility loans .....	1	-1	5	7	5	6
Rural housing insurance fund .....	(* *)	22	74	-319	-297	-297
Rural Business-Cooperative Service:						
Rural business and industry loans .....	-8	31	33	-31	8	-1
Rural Utilities Service:						
Rural water and waste disposal fund .....	.....	(* *)	(* *)	-24	-24	-24
Department of Commerce:						
General Administration:						
Emergency oil, gas, and steel account .....	-70	-125	72	72	17	-53
National Oceanic and Atmospheric Administration:						
Fishing vessel obligations .....	(* *)	-6	(* *)	12	6	6
Department of Defense-Military .....	-6	-4	-4	-19	-17	-22
Department of Education:						
Office of Student Financial Assistance:						
Federal family education loans .....	469	537	-793	-8,687	-8,619	-8,150
Department of Health and Human Services:						
Health Resources and Services Administration:						
Health center loans .....	.....	(* *)	(* *)	-1	-1	-1
Health education assistance loans .....	(* *)	23	20	-349	-326	-326
Department of Housing and Urban Development:						
Public and Indian Housing Programs:						
Indian housing loans .....	(* *)	(* *)	-6	-12	-12	-12
Community Planning and Development:						
Community development loans .....	-4	-6	-2	-38	-40	-44
Housing Programs:						
FHA-Mutual mortgage insurance loans .....	328	1,722	1,727	4,633	6,027	6,355
FHA-General and special risk fund .....	112	-98	623	-119	-330	-218
Government National Mortgage Association:						
Guarantees of mortgaged-backed securities .....	19	-352	-385	-807	-1,178	-1,159
Department of the Interior:						
Bureau of Indian Affairs .....	(* *)	-2	-1	-47	-49	-49
Department of Transportation:						
Office of the Secretary:						
Minority business resource center fund .....	.....	(* *)	.....	(* *)	(* *)	(* *)
Federal Highway Administration:						
Transportation infrastructure finance and innovation fund .....	.....	.....	(* *)	(* *)	(* *)	(* *)
Maritime Administration:						
Maritime guaranteed loan (Title XI) fund .....	1	-46	78	-196	-244	-243
Department of the Treasury:						
Departmental Offices:						
Air transportation stabilization fund .....	-2	-349	.....	-197	-543	-546
Department of Veterans Affairs:						
Veterans Benefits Administration:						
Veterans housing benefit program fund .....	-89	-439	-78	-5,094	-5,444	-5,533
International Assistance Program:						
Agency for International Development:						
Loan guarantees to Israel .....	.....	.....	.....	-665	-665	-665
Urban and environmental credit guaranteed loans .....	-1	7	5	-74	-67	-67
Microenterprise and small enterprise development .....	(* *)	2	(* *)	-1	1	(* *)
Development credit authority loan fund .....	(* *)	-1	-1	-1	-1	-1
Overseas Private Investment Corporation .....	-6	-183	-30	-465	-642	-648
Small Business Administration:						
Business loan fund .....	92	239	387	597	744	836
Independent agencies:						
Export-Import Bank of the United States .....	-35	1,927	-243	-4,496	-2,533	-2,569
<b>Net Activity, Guaranteed Loan Financing .....</b>	<b>807</b>	<b>2,737</b>	<b>1,142</b>	<b>-16,293</b>	<b>-14,363</b>	<b>-13,556</b>
<b>Direct Loan Financing Activity:</b>						
Department of Agriculture:						
Farm Service Agency:						
Agricultural credit insurance fund .....	83	-30	-1,275	2,943	2,830	2,914
Farm storage facility loans .....	2	11	67	143	152	153
Apple loans fund .....	(* *)	-5	-1	10	5	5
Emergency boll weevil loan fund .....	-1	-1	(* *)	4	4	3
Natural Resources Conservation Service:						
Agricultural resource conservation demonstration program .....	.....	(* *)	-1	-1	-1	-1
Rural Housing Service:						
Rural community facility loans fund .....	2	60	99	823	882	883
Rural housing insurance fund .....	-57	-575	-162	9,414	8,896	8,839
Rural Business-Cooperative Service:						
Rural business and industry loan fund .....	-1	-9	21	84	76	75
Rural development loan fund .....	(* *)	-3	5	187	184	184
Rural economic development loan fund .....	(* *)	-5	(* *)	64	59	59

**Table 6. Schedule E—Net Activity, Guaranteed and Direct Loan Financing, August 2003 and Other Periods—Continued**

[\$ millions]

Classification	Net Transactions (-) denotes net reduction of asset accounts			Account Balances Current Fiscal Year		
	This Month	Fiscal Year to Date		Beginning of		Close of This month
		This Year	Prior Year	This Year	This Month	
<b>Direct Loan Financing Activity:—Continued</b>						
Department of Agriculture:—Continued						
Rural Utilities Service:						
Rural water and waste disposal loans .....	44	71	176	3,483	3,510	3,554
Rural electrification and telecommunications fund .....	9	2,473	1,762	10,785	13,248	13,257
Rural telephone bank .....	2	-31	22	300	267	269
Distance learning and telemedicine program .....	(* *)	35	24	42	77	77
Rural development insurance fund .....	.....	.....	.....	1,065	1,065	1,065
Foreign Agricultural Service:						
P.L. 480 direct loan fund .....	-8	440	-134	454	902	894
International debt reduction .....	(* *)	-195	-1	15	-180	-180
P.L. 480, title 1, Food for progress credits .....	.....	123	-74	60	183	183
Department of Commerce:						
National Oceanic and Atmospheric Administration:						
Fisheries finance .....	-1	1	-17	156	157	157
Department of Defense-Military .....	(* *)	9	31	42	51	51
Department of Education:						
Office of Postsecondary Education:						
College housing and academic facilities loans .....	(* *)	-3	-2	23	20	20
Historically Black college and university capital financing fund .....	1	10	35	69	78	79
Office of Student Financial Assistance:						
Federal direct student loans .....	926	-3,504	6,645	88,528	84,098	85,024
Department of Homeland Security:						
Disaster assistance loan fund .....	.....	(* *)	-5	1	1	1
Department of Housing and Urban Development:						
Housing Programs:						
FHA-Mutual mortgage insurance loans .....	-2	(* *)	4	-3	-1	-3
FHA-General and special risk fund .....	.....	.....	(* *)	(* *)	(* *)	(* *)
Department of the Interior:						
Bureau of Reclamation .....	16	12	12	88	84	100
Bureau of Indian Affairs .....	(* *)	-7	-1	17	11	10
Assistance to American Samoa loan fund .....	.....	-1	1	12	11	11
Department of State:						
Administration of Foreign Affairs:						
Repatriation loans .....	(* *)	(* *)	(* *)	-3	-3	-3
Department of Transportation:						
Office of the Secretary:						
Minority business resource center .....	.....	.....	-4	.....	.....	.....
Federal Highway Administration:						
Transportation infrastructure finance and innovation fund .....	-11	-301	25	350	60	48
Federal Railroad Administration:						
Alameda corridor project .....	.....	-2	.....	513	511	511
Railroad rehabilitation and improvement loan fund .....	(* *)	9	100	104	113	113
Amtrak corridor improvement loans .....	.....	.....	.....	-1	-1	-1
Department of the Treasury:						
Departmental Offices:						
Community development financial institutions fund .....	1	8	9	24	30	32
Financial Management Service .....	.....	.....	.....	(* *)	(* *)	(* *)
Department of Veterans Affairs:						
Veterans Benefits Administration:						
Veterans housing benefit program fund .....	-29	-293	924	2,679	2,415	2,386
Native American veteran housing fund .....	(* *)	4	2	20	24	23
Vocational rehabilitation loan fund .....	(* *)	(* *)	(* *)	1	1	1
Environmental Protection Agency:						
Abatement, control, and compliance loan program .....	.....	-5	-4	24	19	19
General Services Administration:						
Columbia Hospital for Women .....	.....	.....	-13	.....	.....	.....
International Assistance Program:						
International Security Assistance:						
Foreign military loan program .....	.....	124	-506	1,275	1,399	1,399
Military debt reduction .....	-7	22	(* *)	1	30	23
Agency for International Development:						
International debt reduction .....	-2	-2	-9	-68	-68	-70
Microenterprise and small enterprise development .....	.....	(* *)	(* *)	(* *)	(* *)	(* *)
Overseas Private Investment Corporation .....	10	45	53	93	128	138
Small Business Administration:						
Business loan fund .....	(* *)	-8	10	111	103	103
Disaster loan fund .....	3	-628	547	4,071	3,439	3,442
Independent agencies:						
Export-Import Bank of the United States .....	-83	416	-853	5,555	6,054	5,971
Federal Communications Commission:						
Spectrum auction loan fund .....	-2	-1,082	-472	5,749	4,669	4,667
<b>Net Activity, Direct Loan Financing .....</b>	<b>896</b>	<b>-2,821</b>	<b>7,040</b>	<b>139,306</b>	<b>135,590</b>	<b>136,485</b>

Note: Federal credit programs provide benefits to the public in the form of direct loans and loan guarantees. This table reflects cash transactions and balances of the nonbudgetary financing fund accounts that result from the disbursement of loans, collection of fees, repayment of principle, sale of collateral, interest, and subsidy received from the credit program accounts at net present value in accordance with the *Credit Reform Act of 1990*. Unreimbursed costs such as

administrative expenses and subsidy payments are reported on a cash basis and included within each program's budgetary totals in Table 5.

... No Transactions.

(\* \*) Less than \$500,000.

Note: Details may not add to totals due to rounding.

**Table 7. Receipts and Outlays of the U.S. Government by Month, Fiscal Year 2003**  
 [\$ millions]

Classification	Oct.	Nov.	Dec.	Jan.	Feb.	March	April	May	June	July	Aug.	Sept.	Fiscal Year To Date	Comparable Period Prior F.Y.
<b>Receipts:</b>														
Individual income taxes .....	67,686	55,010	74,968	108,825	24,981	40,604	121,690	24,051	86,781	54,157	45,454		704,209	766,607
Corporation income taxes .....	-4,490	-2,145	39,623	1,193	-1,201	11,585	18,275	2,660	32,032	2,630	1,270		101,433	117,221
Social insurance and retirement receipts:														
Employment and general retirement .....	48,358	52,254	55,986	63,598	52,526	55,418	71,452	54,597	61,956	50,917	52,089		619,152	611,689
Unemployment insurance .....	1,537	2,433	287	1,362	2,123	315	5,807	10,313	880	2,520	3,943		31,520	27,370
Other retirement .....	438	358	360	431	330	387	391	412	360	353	430		4,249	4,230
Excise taxes .....	4,612	5,958	5,480	5,395	5,226	4,689	6,215	4,782	5,583	6,551	5,601		60,092	59,907
Estate and gift taxes .....	2,017	1,655	1,885	2,000	1,561	1,941	2,737	1,575	1,406	1,773	1,491		20,040	24,564
Customs duties .....	1,563	1,627	1,655	1,681	1,527	1,577	1,613	1,442	1,606	1,923	1,827		18,042	17,084
Miscellaneous receipts .....	2,835	2,887	2,554	3,411	2,422	3,856	2,995	3,601	2,456	2,765	2,158		31,939	31,854
<b>Total—Receipts this year .....</b>	<b>124,557</b>	<b>120,037</b>	<b>182,799</b>	<b>187,897</b>	<b>89,496</b>	<b>120,371</b>	<b>231,174</b>	<b>103,433</b>	<b>193,059</b>	<b>123,589</b>	<b>114,263</b>		<b>1,590,675</b>	.....
<b>(On-budget) .....</b>	<b>88,065</b>	<b>80,671</b>	<b>140,682</b>	<b>138,697</b>	<b>48,176</b>	<b>76,051</b>	<b>175,766</b>	<b>60,594</b>	<b>143,847</b>	<b>84,045</b>	<b>73,785</b>		<b>1,110,379</b>	.....
<b>(Off-budget) .....</b>	<b>36,492</b>	<b>39,366</b>	<b>42,117</b>	<b>49,200</b>	<b>41,320</b>	<b>44,320</b>	<b>55,408</b>	<b>42,839</b>	<b>49,212</b>	<b>39,544</b>	<b>40,478</b>		<b>480,296</b>	.....
<i>Total—Receipts prior year .....</i>	<i>157,163</i>	<i>121,233</i>	<i>187,914</i>	<i>203,452</i>	<i>97,962</i>	<i>111,220</i>	<i>237,426</i>	<i>102,496</i>	<i>182,633</i>	<i>134,409</i>	<i>124,619</i>		.....	<i>1,660,527</i>
<i>(On budget) .....</i>	<i>122,003</i>	<i>83,374</i>	<i>150,942</i>	<i>153,541</i>	<i>57,087</i>	<i>65,624</i>	<i>182,429</i>	<i>60,223</i>	<i>134,138</i>	<i>95,174</i>	<i>85,126</i>		.....	<i>1,189,661</i>
<i>(Off budget) .....</i>	<i>35,159</i>	<i>37,858</i>	<i>36,973</i>	<i>49,911</i>	<i>40,875</i>	<i>45,596</i>	<i>54,997</i>	<i>42,273</i>	<i>48,495</i>	<i>39,235</i>	<i>39,493</i>		.....	<i>470,865</i>
<b>Outlays</b>														
Legislative Branch .....	335	259	274	291	253	340	300	281	300	233	270		3,137	2,901
Judicial Branch .....	412	407	399	520	404	380	424	406	417	408	512		4,690	4,414
Department of Agriculture:														
Commodity Credit Corporation and Foreign Agricultural Service .....	3,779	3,473	3,339	2,899	968	591	441	474	222	376	946		17,507	16,485
Other .....	5,557	4,384	5,318	4,854	4,063	5,000	4,302	4,409	3,403	4,458	3,730		49,479	47,738
Department of Commerce .....	427	481	525	437	408	464	362	460	443	428	555		4,991	4,744
Department of Defense:														
Military:														
Military Personnel .....	8,074	11,194	8,140	8,373	8,638	5,515	8,934	12,942	6,705	9,291	13,121		100,926	82,214
Operation and Maintenance .....	9,568	11,623	10,203	12,092	10,855	13,299	13,692	13,532	12,916	14,659	13,577		136,017	116,553
Procurement .....	4,475	4,612	6,807	4,862	4,511	5,542	6,782	5,301	6,218	5,464	5,439		60,014	56,226
Research, Development, Test, and Evaluation .....	3,808	4,118	5,652	4,027	3,369	4,002	5,289	4,582	5,573	4,258	4,316		48,994	40,364
Military Construction .....	490	482	508	379	483	319	499	405	511	567	695		5,337	4,591
Family Housing .....	276	271	276	338	269	355	294	284	309	354	359		3,384	3,327
Revolving and Management funds .....	542	381	1,435	-405	661	-109	109	-890	255	-1,139	138		978	2,135
Other .....	1,511	-1,389	586	97	-173	-33	-46	81	-440	-58	-227		-89	-409
<b>Total Military .....</b>	<b>28,745</b>	<b>31,293</b>	<b>33,607</b>	<b>29,762</b>	<b>28,613</b>	<b>28,889</b>	<b>35,553</b>	<b>36,236</b>	<b>32,046</b>	<b>33,397</b>	<b>37,418</b>		<b>355,560</b>	<b>305,000</b>
Department of Education .....	4,237	3,449	4,123	6,631	5,376	9,087	1,255	5,180	5,185	2,816	3,539		50,879	41,339
Department of Energy .....	2,255	1,886	1,156	1,635	1,153	1,713	1,299	674	1,884	2,773	1,571		18,001	16,103
Department of Health and Human Services:														
Public Health Service .....	3,458	3,230	3,191	3,167	3,085	3,337	4,255	3,495	3,631	3,289	3,502		37,641	33,638
Centers for Medicare and Medicaid Services:														
Grants to States for Medicaid .....	14,365	12,295	12,703	13,242	12,098	12,316	13,986	12,958	14,371	14,757	13,875		146,966	134,619
Federal hospital ins. trust fund .....	13,336	13,392	13,291	12,715	12,411	9,273	13,628	14,656	11,197	13,052	14,324		141,276	136,311
Federal supp. med. ins. trust fund .....	10,515	11,021	9,921	10,377	8,653	10,451	10,433	11,745	8,891	11,092	11,724		114,823	101,361
Other .....	6,705	6,603	6,520	8,800	7,295	7,528	10,805	7,309	8,695	7,247	7,455		84,961	83,667
Administration for Children and Families .....	3,800	3,983	4,304	3,849	4,231	4,160	4,486	3,997	3,870	3,659	3,438		43,777	41,426
Other .....	-8,310	-8,136	-7,995	-10,475	-8,906	-9,324	-13,234	-8,676	-10,368	-9,267	-9,073		-103,766	-101,238
Department of Homeland Security .....	1,762	2,223	2,257	1,649	5,011	2,365	1,975	4,184	2,079	1,965	2,766		28,235	13,740
Department of Housing and Urban Development .....	3,654	2,982	3,222	3,053	2,544	2,808	3,134	2,907	5,082	2,735	2,795		34,916	30,916
Department of the Interior .....	1,017	547	732	338	559	705	976	669	904	804	719		7,972	8,720
Department of Justice .....	2,048	1,470	1,650	1,691	1,575	1,998	1,844	1,865	1,618	1,731	1,885		19,373	18,945
Department of Labor:														
Unemployment trust fund .....	4,779	4,111	4,843	5,519	4,923	5,364	5,227	4,783	4,706	5,166	4,427		53,847	50,037
Other .....	1,099	1,140	582	1,128	419	773	632	876	842	1,224	1,325		10,040	8,956
Department of State .....	1,283	902	858	426	642	791	943	806	546	735	767		8,701	8,694
Department of Transportation:														
Highway trust fund .....	2,917	2,370	2,426	1,775	1,791	1,709	2,193	2,642	2,741	3,296	3,328		27,188	27,525
Other .....	2,044	1,284	2,032	1,155	-660	1,604	2,355	1,852	2,301	1,802	1,811		17,580	23,556
Department of the Treasury:														
Interest on Treasury debt securities (gross) .....	13,677	19,552	84,989	13,163	15,835	13,418	14,060	20,339	82,734	11,035	16,176		304,979	317,669
Other .....	1,895	1,512	777	2,059	20,856	10,385	5,942	2,424	6,649	2,515	977		55,990	44,499
Department of Veterans Affairs:														
Compensation and pensions .....	2,248	4,244	2,303	2,292	2,317	289	2,339	4,545	226	2,381	4,586		27,771	25,455

**Table 7. Receipts and Outlays of the U.S. Government by Month, Fiscal Year 2003—Continued**  
 [\$ millions]

Classification	Oct.	Nov.	Dec.	Jan.	Feb.	March	April	May	June	July	Aug.	Sept.	Fiscal Year To Date	Comparable Period Prior F.Y.
<b>Outlays—Continued</b>														
National service life .....	80	70	70	90	78	102	87	82	81	81	84		905	893
United States Government Life .....	1	1	1	1	1	1	1	1	1	1	1		9	9
Other .....	2,117	2,146	2,121	2,546	2,174	2,582	2,537	2,339	1,856	2,316	2,754		25,487	22,044
Corps of Engineers .....	580	436	396	385	382	351	341	426	324	379	338		4,335	4,358
Other Defense Civil Programs .....	3,461	3,112	3,222	3,534	3,208	3,566	3,226	3,253	3,461	3,312	3,183		36,537	32,213
Environmental protection .....	643	604	627	683	587	706	749	638	642	649	734		7,262	6,721
Executive Office of the President .....	26	25	23	38	22	26	29	25	33	30	37		314	422
General Services Administration .....	45	32	60	-43	-348	304	301	-4	266	-4	-213		396	-173
International Assistance Program:														
International Security Assistance .....	308	721	1,117	601	1,282	1,208	610	2,009	166	337	327		8,685	7,844
Multilateral Assistance .....	310	4	2	324	32	39	364	246	86	440	159		2,006	1,984
International Development Assistance .....	283	344	232	256	227	358	354	341	633	433	434		3,896	3,543
Other .....	-4	223	-746	-163	32	219	-279	-494	205	-68	279		-795	115
National Aeronautics and Space Administration .....	1,130	1,067	1,207	1,137	1,030	1,249	1,323	1,175	1,278	1,166	1,176		12,939	13,079
National Science Foundation .....	387	366	333	338	331	339	362	369	439	464	544		4,274	3,798
Office of Personnel Management .....	4,721	4,310	4,553	4,507	4,203	4,549	4,777	4,168	4,630	4,993	4,128		49,537	47,969
Small Business Administration .....	91	-359	456	58	85	32	925	71	52	58	40		1,509	695
Social Security Administration:														
Federal old-age and survivors ins. trust fund (off-budget) .....	32,667	32,825	32,880	33,342	33,201	33,226	33,205	33,596	37,037	33,542	33,549		369,067	357,143
Federal disability ins. trust fund (off-budget) .....	5,569	5,807	5,807	5,830	5,870	6,050	6,092	6,130	6,362	6,011	6,274		65,801	60,546
Other .....	2,665	5,319	2,927	2,743	2,776	58	2,851	5,496	82	2,732	5,628		33,279	32,555
Independent agencies:														
Fed. Deposit Ins. Corp:														
Bank insurance fund .....	20	-395	-1	-127	607	184	76	-419	-435	102	-179		-566	44
Savings association insurance fund .....	1	-114	-3	-45	-83	-5	49	-115	13	36	-3		-270	-374
FSLIC resolution fund:														
RTC closeout .....	-7	-182	-12	392	-9	-15	43	-7	(* *)	-1	2		205	411
Other .....	-57	-2	-38	-4	-10	-2	-23	-8	-2	-10	-6		-162	-126
Office of Inspector General .....							13						13	15
Postal Service:														
Public enterprise funds (off-budget) .....	-1,744	-590	-1,668	171	-504	-321	-948	-471	-358	-563	1,042		-5,954	-5,173
Payments to the Postal Service fund .....	59		10				7			(* *)			76	858
Tennessee Valley Authority .....	-392	108	345	-344	-311	439	-440	84	479	-20	143		90	-628
Other independent agencies .....	2,056	1,795	1,384	2,269	1,829	2,004	-1,698	860	-2,706	1,644	1,534		10,971	14,834
Undistributed offsetting receipts:														
Employer share, employee retirement .....	-3,476	-3,101	-3,163	-3,473	-3,160	-3,254	-3,365	-3,644	-3,650	-3,429	-3,796		-37,510	-35,621
Interest received by trust funds .....	-63	-5,204	-70,185	216	-2,126	-77	-23	-4,451	-72,201	179	-2,035		-155,969	-152,173
Rents and royalties on outer continental shelf lands .....	-282	-209	-557	-304	-412	-357	-659	-197	-864	-387	-66		-4,293	-4,341
Sale of major assets .....														
Other .....	-605	-604	-686	-652	-750	-688	-689	-693	-690	-700	-697		-7,454	-1
<b>Totals this year:</b>														
<b>Total outlays .....</b>	<b>178,628</b>	<b>178,914</b>	<b>178,059</b>	<b>177,256</b>	<b>186,164</b>	<b>179,288</b>	<b>180,114</b>	<b>192,301</b>	<b>171,836</b>	<b>177,830</b>	<b>190,743</b>		<b>1,991,133</b>	.....
(On-budget) .....	146,600	141,717	182,467	142,534	148,452	141,186	145,477	153,976	171,929	142,580	150,824		1,667,743	.....
(Off-budget) .....	32,028	37,196	-4,408	34,722	37,712	38,102	34,637	38,324	-93	35,249	39,920		323,390	.....
<b>Total-surplus (+) or deficit (-) .....</b>	<b>-54,072</b>	<b>-58,877</b>	<b>+4,740</b>	<b>+10,641</b>	<b>-96,668</b>	<b>-58,918</b>	<b>+51,060</b>	<b>-88,868</b>	<b>+21,223</b>	<b>-54,241</b>	<b>-76,480</b>		<b>-400,458</b>	.....
(On-budget) .....	-58,535	-61,047	-41,785	-3,837	-100,276	-65,135	+30,289	-93,383	-28,082	-58,535	-77,038		-557,364	.....
(Off-budget) .....	+4,464	+2,170	+46,525	+14,478	+3,608	+6,217	+20,771	+4,515	+49,305	+4,295	+558		+156,906	.....
<b>Total borrowing from the public ...</b>	<b>33,385</b>	<b>63,245</b>	<b>237</b>	<b>-10,897</b>	<b>45,222</b>	<b>29,215</b>	<b>-8,681</b>	<b>73,772</b>	<b>41,239</b>	<b>85,926</b>	<b>45,093</b>		<b>397,756</b>	<b>224,922</b>
<i>Total-outlays prior year .....</i>	<i>164,819</i>	<i>175,500</i>	<i>161,347</i>	<i>159,723</i>	<i>174,018</i>	<i>175,458</i>	<i>170,257</i>	<i>183,127</i>	<i>153,562</i>	<i>163,568</i>	<i>179,328</i>		.....	<i>1,860,706</i>
(On-budget) .....	134,013	140,387	162,916	126,998	137,713	138,167	136,765	146,685	151,152	130,838	141,405		.....	1,547,039
(Off-budget) .....	30,806	35,113	-1,570	32,725	36,304	37,291	33,492	36,442	2,410	32,730	37,923		.....	313,667
<i>Total-surplus (+) or deficit (-) prior year .....</i>	<i>-7,656</i>	<i>-54,267</i>	<i>+26,567</i>	<i>+43,729</i>	<i>-76,056</i>	<i>-64,238</i>	<i>+67,170</i>	<i>-80,631</i>	<i>+29,071</i>	<i>-29,159</i>	<i>-54,709</i>		.....	<i>-200,179</i>
(On-budget) .....	-12,010	-57,013	-11,975	+26,543	-80,626	-72,543	+45,664	-86,462	-17,014	-35,663	-56,279		.....	-357,378
(Off-budget) .....	+4,354	+2,746	+38,542	+17,185	+4,571	+8,306	+21,505	+5,831	+46,085	+6,505	+1,570		.....	+157,199

... No transactions.  
 (\* \*) Less than \$500,000.  
 Note: Details may not add to totals due to rounding.

**Table 8. Trust Fund Impact on Budget Results and Investment Holdings as of August 31, 2003**

[\$ millions]

Classification	This Month			Fiscal Year to Date			Securities held as Investments Current Fiscal Year		
	Receipts	Outlays	Excess	Receipts	Outlays	Excess	Beginning of		Close of This Month
							This Year	This Month	
<b>Trust receipts, outlays, and investments held:</b>									
Airport and airway .....	827	788	39	7,901	8,559	-658	10,997	11,855	11,925
Black lung disability .....	45	33	12	427	386	41	.....	.....	.....
Federal disability insurance .....	6,021	6,274	-253	81,511	65,801	15,711	155,287	171,024	170,851
Federal employees life and health .....	.....	-608	608	.....	-2,829	2,829	32,904	35,152	35,698
Federal employees retirement .....	1,945	4,256	-2,311	56,051	46,755	9,297	586,037	597,606	595,289
Federal hospital insurance .....	11,726	14,414	-2,688	161,594	142,175	19,419	228,906	250,932	248,697
Federal old-age and survivors insurance ...	35,403	33,549	1,854	504,309	369,067	135,242	1,173,759	1,307,059	1,309,091
Federal supplementary medical insurance ..	9,705	11,724	-2,019	104,012	114,823	-10,811	38,804	30,504	27,622
Hazardous substance superfund .....	40	118	-77	765	1,265	-499	3,234	2,787	2,683
Highways .....	2,976	3,391	-415	28,114	34,610	-6,496	18,840	15,430	14,516
Military advances .....	940	849	91	9,590	9,530	60	.....	.....	.....
Military retirement .....	2,970	2,977	-7	41,300	32,594	8,706	162,396	173,900	174,105
Railroad retirement .....	477	761	-284	28,292	26,064	2,228	25,260	2,499	2,382
Unemployment .....	3,988	4,434	-446	35,800	53,933	-18,133	68,265	49,348	50,114
Veterans life insurance .....	16	109	-93	945	1,017	-72	13,334	13,353	13,271
All other trust .....	410	276	134	3,890	3,818	73	14,235	14,157	14,340
<b>Total trust fund receipts and outlays and investments held from Table 6-D .....</b>	<b>77,491</b>	<b>83,344</b>	<b>-5,853</b>	<b>1,064,500</b>	<b>907,566</b>	<b>156,935</b>	<b>2,532,258</b>	<b>2,675,606</b>	<b>2,670,585</b>
Less: Interfund transactions .....	16,902	16,902	.....	371,761	371,761	.....	.....	.....	.....
Trust fund receipts and outlays on the basis of Tables 4 & 5 .....	60,589	66,442	-5,853	692,739	535,804	156,935			
<b>Total Federal fund receipts and outlays .....</b>	<b>53,699</b>	<b>124,326</b>	<b>-70,627</b>	<b>898,403</b>	<b>1,455,797</b>	<b>-557,393</b>			
Less: Interfund transactions .....	25	25	.....	468	468	.....			
Federal fund receipts and outlays on the basis of Table 4 & 5 .....	53,674	124,301	-70,627	897,936	1,455,329	-557,393			
<b>Net budget receipts &amp; outlays .....</b>	<b>114,263</b>	<b>190,743</b>	<b>-76,480</b>	<b>1,590,675</b>	<b>1,991,133</b>	<b>-400,458</b>			

Note: Interfund receipts and outlays are transactions between Federal funds and trust funds such as Federal payments and contributions, and interest and profits on investments in Federal securities. They have no net effect on overall budget receipts and outlays since the receipts side

of such transactions is offset against budget outlays. In this table, Interfund receipts are shown as an adjustment to arrive at total receipts and outlays of trust funds respectively.

**Table 9. Summary of Receipts by Source, and Outlays by Function of the U.S. Government, August 2003 and Other Periods**

[\$ millions]

Classification	This Month	Fiscal Year To Date	Comparable Period Prior Fiscal Year
<b>NET RECEIPTS</b>			
Individual income taxes .....	45,454	704,209	766,607
Corporation income taxes .....	1,270	101,433	117,221
Social insurance and retirement receipts:			
Employment and general retirement .....	52,089	619,152	611,689
Unemployment insurance .....	3,943	31,520	27,370
Other retirement .....	430	4,249	4,230
Excise taxes .....	5,601	60,092	59,907
Estate and gift taxes .....	1,491	20,040	24,564
Customs duties .....	1,827	18,042	17,084
Miscellaneous receipts .....	2,158	31,939	31,854
<b>Total .....</b>	<b>114,263</b>	<b>1,590,675</b>	<b>1,660,527</b>
<b>NET OUTLAYS</b>			
National defense .....	38,676	369,752	319,172
International affairs .....	2,147	19,684	21,435
General science, space, and technology .....	1,999	20,243	19,800
Energy .....	-90	-1,035	-954
Natural resources and environment .....	2,474	24,245	24,419
Agriculture .....	1,497	22,950	23,609
Commerce and housing credit .....	863	-1,269	-2,203
Transportation .....	6,204	57,987	55,256
Community and regional development .....	1,770	15,557	10,603
Education, training, employment and social services .....	5,485	73,545	63,443
Health .....	18,634	200,622	179,379
Medicare .....	23,710	231,001	214,785
Income security .....	26,883	314,969	293,343
Social security .....	39,810	434,818	418,047
Veterans benefits and services .....	7,421	54,300	48,488
Administration of justice .....	3,106	32,309	31,175
General government .....	1,030	22,593	15,506
Net interest .....	13,683	148,121	165,366
Undistributed offsetting receipts .....	-4,559	-49,257	-39,962
<b>Total .....</b>	<b>190,743</b>	<b>1,991,133</b>	<b>1,860,706</b>

... No transactions.

Note: Details may not add to totals due to rounding.

# Explanatory Notes

## 1. Flow of Data Into Monthly Treasury Statement

The *Monthly Treasury Statement (MTS)* is assembled from data in the central accounting system. The major sources of data include monthly accounting reports by Federal entities and disbursing officers, and daily reports from the Federal Reserve banks. These reports detail accounting transactions affecting receipts and outlays of the Federal Government and off-budget Federal entities, and their related effect on the assets and liabilities of the U.S. Government. Information is presented in the *MTS* on a modified cash basis.

## 2. Notes on Receipts

Receipts included in the report are classified into the following major categories: (1) budget receipts and (2) offsetting collections (also called applicable receipts). Budget receipts are collections from the public that result from the exercise of the Government's sovereign or governmental powers, excluding receipts offset against outlays. These collections, also called governmental receipts, consist mainly of tax receipts (including social insurance taxes), receipts from court fines, certain licenses, and deposits of earnings by the Federal Reserve System. Refunds of receipts are treated as deductions from gross receipts.

Offsetting collections are from other Government accounts or the public that are of a business-type or market-oriented nature. They are classified into two major categories: (1) offsetting collections credited to appropriations or fund accounts, and (2) offsetting receipts (i.e., amounts deposited in receipt accounts). Collections credited to appropriation or fund accounts normally can be used without appropriation action by Congress. These occur in two instances: (1) when authorized by law, amounts collected for materials or services are treated as reimbursements to appropriations and (2) in the three types of revolving funds (public enterprise, intragovernmental, and trust); collections are netted against spending, and outlays are reported as the net amount.

Offsetting receipts in receipt accounts cannot be used without being appropriated. They are subdivided into two categories: (1) proprietary receipts—these collections are from the public and they are offset against outlays by agency and by function, and (2) intragovernmental funds—these are payments into receipt accounts from Governmental appropriation or funds accounts. They finance operations within and between Government agencies and are credited with collections from other Government accounts. The transactions may be intrabudgetary when the payment and receipt both occur within the budget or from receipts from off-budget Federal entities in those cases where payment is made by a Federal entity whose budget authority and outlays are excluded from the budget totals.

Intrabudgetary transactions are subdivided into three categories: (1) interfund transactions, where the payments are from one fund group (either Federal funds or trust funds) to a receipt account in the other fund group; (2) Federal intrafund transactions, where the payments and receipts both occur within the Federal fund group; and (3) trust intrafund transactions, where the payments and receipts both occur within the trust fund group.

Offsetting receipts are generally deducted from budget authority and outlays by function, by subfunction, or by agency. There are four types of receipts, however, that are deducted from budget totals as undistributed offsetting receipts. They are: (1) agencies' payments (including payments by off-budget Federal entities) as employers into employees retirement funds, (2) interest received by trust funds, (3) rents and royalties on the Outer Continental Shelf lands, and (4) other interest (i.e., interest collected on Outer Continental Shelf money in deposit funds when such money is transferred into the budget).

## 3. Notes on Outlays

Outlays are generally accounted for on the basis of checks issued, electronic funds transferred, or cash payments made. Certain outlays do not require issuance of cash or checks. An example is charges made against appropriations for that part of employees' salaries withheld for taxes or savings bond allotments — these are counted as payments to the employee and credits for whatever purpose the money was withheld.

Outlays are stated net of offsetting collections (including receipts of revolving and management funds) and of refunds. Interest on the public debt (public issues) is recognized on the accrual basis. Federal credit programs subject to the Federal Credit Reform Act of 1990 use the cash basis of accounting and are divided into two components. The portion of the credit activities that involve a cost to the Government (mainly subsidies) is included within the budget program accounts. The remaining portion of the credit activities are in non-budget financing accounts. Outlays of off-budget Federal entities are excluded by law from budget totals. However, they are shown separately and combined with the on-budget outlays to display total Federal outlays.

## 4. Processing

The data on payments and collections are reported by account symbol into the central accounting system. In turn, the data are extracted from this system for use in the preparation of the *MTS*.

There are two major checks which are conducted to assure the consistency of the data reported:

1. Verification of payment data. The monthly payment activity reported by Federal entities on their Statements of Transactions is compared to the payment activity of Federal entities as reported by disbursing officers.
2. Verification of collection data. Reported collections appearing on Statements of Transactions are compared to deposits as reported by Federal Reserve banks.

## 5. Other Sources of Information About Federal Government Financial Activities

- *A Glossary of Terms Used in the Federal Budget Process, January 1993* (Available from the U.S. General Accounting Office, P.O. Box 6015, Gaithersburg, Md. 20877). This glossary provides a basic reference document of standardized definitions of terms used by the Federal Government in the budgetmaking process.

- *Daily Treasury Statement* (Available on the Internet at <http://www.fms.treas.gov/>). The *Daily Treasury Statement* is published each working day of the Federal Government and provides data on the cash and debt operations of the Treasury.

- *Monthly Statement of the Public Debt of the United States* (Available from GPO, Washington, D.C. 20402 on a subscription basis only and on the Internet at <http://www.publicdebt.treas.gov/opd/opd.htm>). This publication provides detailed information concerning the public debt.

- *Treasury Bulletin* (Available from GPO, Washington, D.C. 20402, by subscription or single copy and on the Internet at <http://www.fms.treas.gov/>). Quarterly. Contains a mix of narrative, tables, and charts on Treasury issues, Federal financial operations, international statistics, and special reports.

- *Budget of the United States Government, Fiscal Year 20* — (Available from GPO, Washington, D.C. 20402 and on the Internet at <http://access.gpo.gov/>). This publication is a single volume which provides budget information and contains:

- Budget of the United States Government, FY 20* —
- Appendix, The Budget of the United States Government, FY 20* —
- Analytical Perspectives*
- Historical Tables*
- Citizens Guide to the Federal Budget*

- *Combined Statement of Receipts, Outlays, and Balances of the United States Government* (Available from Financial Management Service, U.S. Department of the Treasury, Washington, D.C. 20227 and on the Internet at <http://www.fms.treas.gov/annualreport>). This report includes budgetary results at the summary level and presents individual receipt and appropriation accounts at the detail level.

**Scheduled Release**

**The release date for the September 2003 Statement  
is subject to completion of year-end  
reporting requirements.**

For sale by the Superintendent of Documents, U.S. Government Printing  
Office, Washington, D.C. 20402 (202) 512-1800. The subscription price is  
\$58.00 per year (domestic), \$81.20 per year (foreign).  
No single copies are sold.

The Monthly Treasury Statement is now available on the Department of Commerce's Economic Bulletin Board.  
For information call (202) 482-1986.

Internet service subscribers can access the current issue of the Monthly Treasury Statement through the  
Financial Management Service's home page:

<http://www.fms.treas.gov/>