



# Monthly Treasury Statement

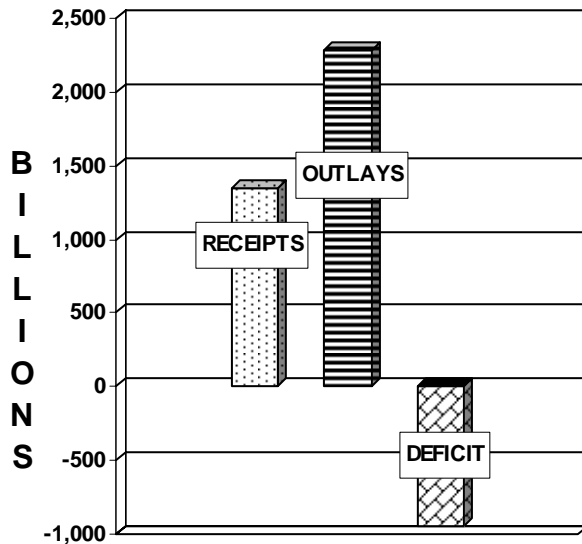
of Receipts and Outlays  
of the United States Government

For Fiscal Year 2010 Through **May 31, 2010**, and Other Periods

## Highlight

**The interest on Treasury debt securities is \$23.8 billion, which is 8 percent of the total current month Federal Outlays.**

RECEIPTS, OUTLAYS, AND SURPLUS/DEFICIT  
THROUGH MAY 2010



## Contents

Summary, page 2
Receipts, page 6
Outlays, page 7
Means of financing, page 20
Receipts/outlays by month, page 28
Federal trust funds/securities, page 30
Receipts by source/outlays by function, page 30
Explanatory notes, page 31

Compiled and Published by

*Department of the Treasury*  
**Financial Management Service**



# Introduction

The *Monthly Treasury Statement of Receipts and Outlays of the United States Government (MTS)* is prepared by the Financial Management Service, Department of the Treasury, and after approval by the Fiscal Assistant Secretary of the Treasury; is normally released on the 8th workday of the month following the reporting month. The publication is based on data provided by Federal entities, disbursing officers, and Federal Reserve banks.

## AUDIENCE

The *MTS* is published to meet the needs of those responsible for or interested in the cash position of the Treasury, those who are responsible or interested in the Government's budget results; and individuals and businesses whose operations depend upon or are related to the Government's financial operations.

## DISCLOSURE STATEMENT

This statement summarizes the financial activities of the Federal Government and off-budget Federal entities conducted in accordance with the Budget of the U.S. Government, i.e., receipts and outlays of funds, the surplus or deficit, and the means of financing the deficit or disposing of the surplus. Information is presented on a modified cash basis; receipts are accounted for on the basis of collections; refunds of receipts are treated as deductions from gross receipts; revolving and

management fund receipts, reimbursements and refunds of monies previously expended are treated as deductions from gross outlays; and interest on the public debt (public issues) is recognized on the accrual basis. Major information sources include accounting data reported by Federal entities, disbursing officers, and Federal Reserve banks.

## TRIAD OF PUBLICATIONS

The *MTS* is part of a triad of Treasury financial reports. The *Daily Treasury Statement* is published each working day of the Federal Government. It provides data on the cash and debt operations of the Treasury based upon reporting of the Treasury account balances by Federal Reserve banks. The *MTS* is a report of Government receipts and outlays, based on agency reporting. The *Combined Statement of Receipts, Outlays, and Balances of the United States Government* is the official publication of the detailed receipts and outlays of the Government. It is published annually in accordance with legislative mandates given to the Secretary of the Treasury.

## DATA SOURCES AND INFORMATION

The Explanatory Notes section of this publication provides information concerning the flow of data into the *MTS* and sources of information relevant to the *MTS*.

**Table 1. Summary of Receipts, Outlays, and the Deficit/Surplus of the U.S. Government, Fiscal Years 2009 and 2010, by Month**

[\$ millions]			
Period	Receipts	Outlays	Deficit/Surplus (-)
<b>FY 2009</b>			
October.....	164,829	320,362	155,533
November.....	144,769	269,970	125,201
December.....	237,786	289,540	51,754
January.....	226,090	289,548	63,457
February.....	87,312	281,171	193,859
March.....	128,926	320,514	191,589
April.....	266,205	287,112	20,907
May.....	117,217	306,868	189,651
June.....	215,340	309,671	94,332
July.....	151,481	332,160	180,680
August.....	145,529	249,084	103,555
September.....	218,880	264,087	45,207
Year-to-Date.....	<b>2,104,363</b>	<b>3,520,088</b>	<b>1,415,724</b>
<b>FY 2010</b>			
October.....	135,294	311,657	176,363
November.....	133,564	253,851	120,287
December.....	218,918	310,328	91,410
January.....	205,240	247,874	42,634
February.....	107,520	328,429	220,909
March.....	153,358	218,745	65,387
April.....	245,260	327,950	82,689
May.....	146,795	282,722	135,927
Year-to-Date.....	<b>1,345,950</b>	<b>2,281,556</b>	<b>935,606</b>

<sup>1</sup>Outlays have been increased by \$2 million to reflect additional reporting by the Architect of the Capitol for the month of October 2008.

<sup>2</sup>The receipt, outlay and deficit figures differ from the *FY 2011 Budget*, released by the Office of Management and Budget on February 1, 2010. The deficit figure differs by \$3,038 million, due mainly to revisions in the data following the release of the Final Monthly Treasury Statement.

Note: This issue includes an additional reclassification of gifts and donations receipts, which decreased Governmental Receipts in Receipts by \$15 million and correspondingly increased Proprietary Receipts from the Public in Outlays for prior months.

Note: Details may not add to totals due to rounding.

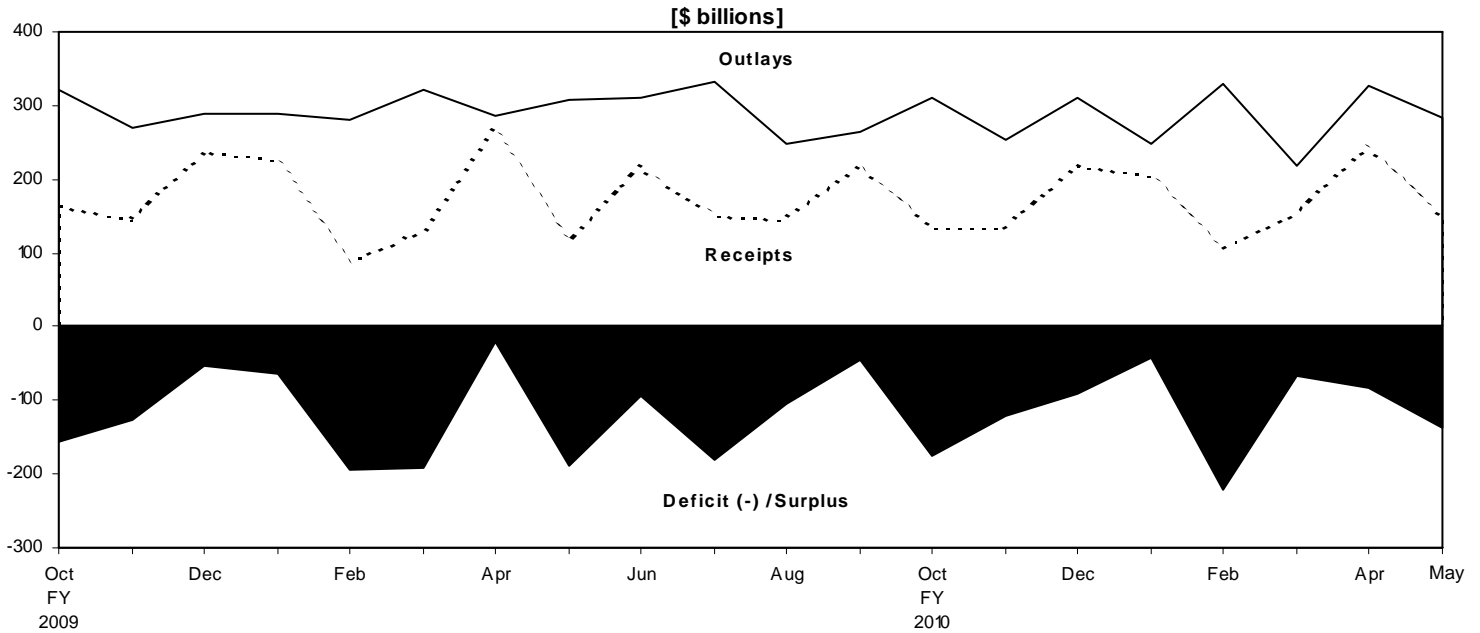
**Table 2. Summary of Budget and Off-Budget Results and Financing of the U.S. Government, May 2010 and Other Periods**

[\$ millions]					
Classification	This Month	Current Fiscal Year to Date	Budget Estimates Full Fiscal Year <sup>1</sup>	Prior Fiscal Year to Date (2009)	Budget Estimates Next Fiscal Year (2011) <sup>1</sup>
<b>Total On-Budget and Off-Budget Results:</b>					
Total Receipts.....	146,795	1,345,950	2,165,119	1,373,134	2,567,181
On-Budget Receipts.....	94,338	919,525	1,529,936	930,290	1,893,113
Off-Budget Receipts.....	52,457	426,424	635,183	442,843	674,068
Total Outlays.....	282,722	2,281,556	3,720,701	2,365,085	3,833,860
On-Budget Outlays.....	225,281	1,903,179	3,163,742	2,011,751	3,255,667
Off-Budget Outlays.....	57,441	378,376	556,959	353,334	578,193
Total Surplus (+) or Deficit (-).....	-135,927	-935,606	-1,555,582	-991,951	-1,266,679
On-Budget Surplus (+) or Deficit (-).....	-130,943	-983,654	-1,633,806	-1,081,461	-1,362,554
Off-Budget Surplus (+) or Deficit (-).....	-4,984	+48,048	+78,224	+89,510	+95,875
Total On-Budget and Off-Budget Financing.....	135,927	935,606	1,555,582	991,951	1,266,679
<b>Means of Financing:</b>					
Borrowing from the Public.....	60,088	943,027	1,752,946	1,210,652	1,200,671
Reduction of Operating Cash, Increase (-).....	78,369	53,403	5,265	154,466	200,000
By Other Means.....	-2,530	-60,824	-202,629	-373,166	-133,992

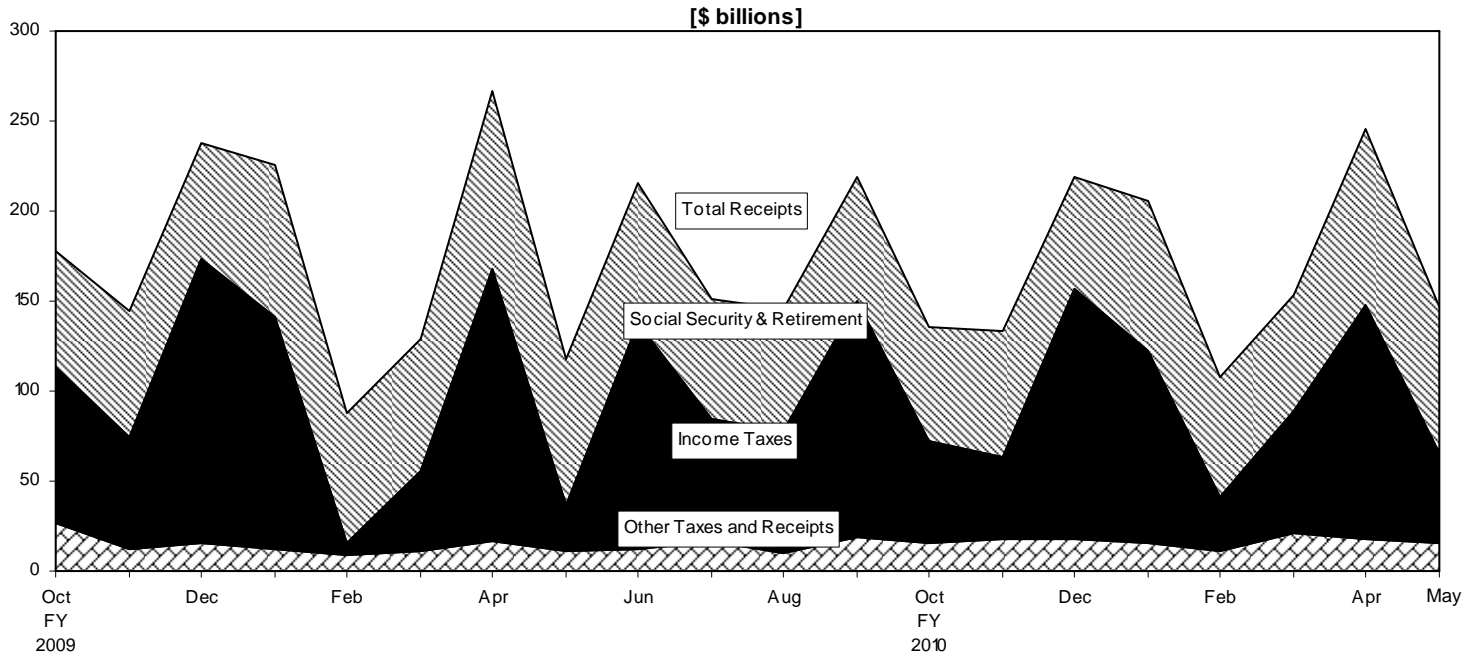
<sup>1</sup>These estimates are based on the *FY 2011 Budget*, released by the Office of Management and Budget on February 1, 2010.

Note: Details may not add to totals due to rounding.

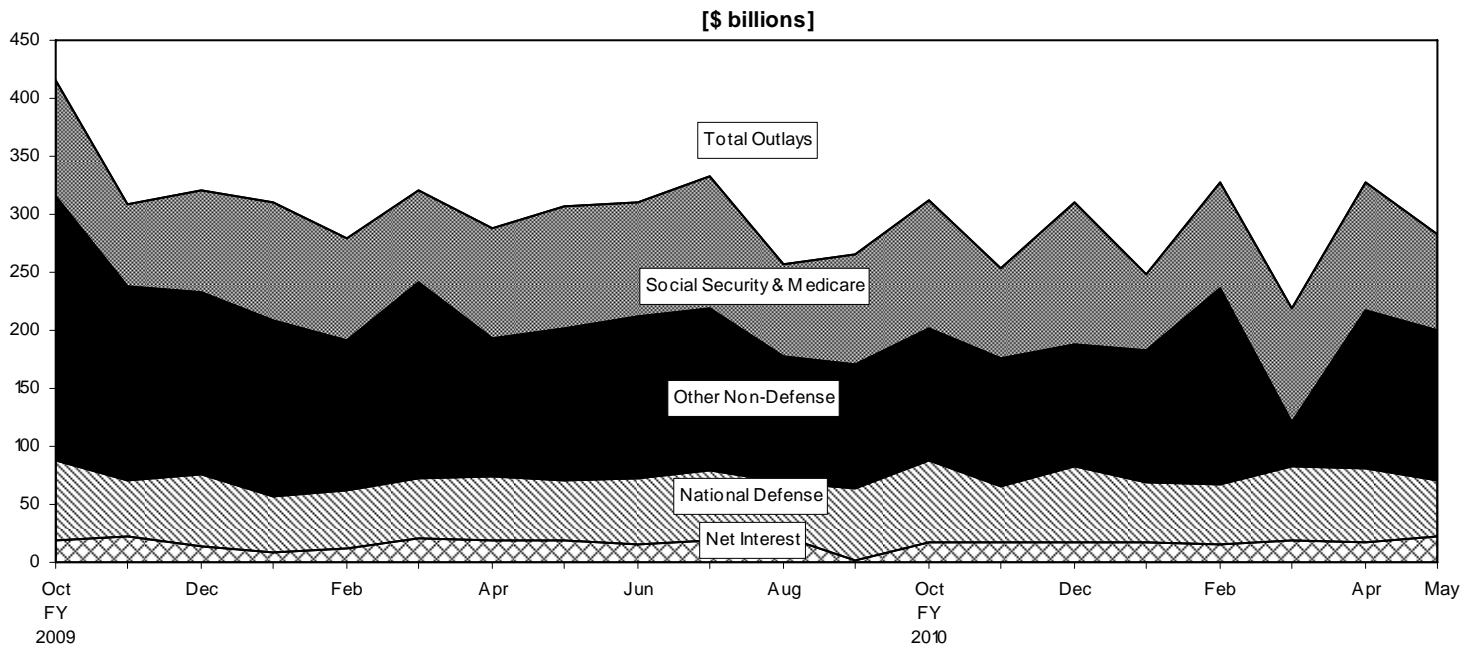
**Figure 1. Monthly Receipts, Outlays, and Budget Deficit/Surplus of the U.S. Government, Fiscal Years 2009 and 2010**



**Figure 2. Monthly Receipts of the U.S. Government, by Source, Fiscal Years 2009 and 2010**



**Figure 3. Monthly Outlays of the U.S. Government, by Function, Fiscal Years 2009 and 2010**



**Table 3. Summary of Receipts and Outlays of the U.S. Government, May 2010 and Other Periods**

Classification	[\$ millions]			
	This Month	Current Fiscal Year to Date	Comparable Prior Period Year to Date	Budget Estimates Full Fiscal Year <sup>1</sup>
<b>Budget Receipts</b>				
Individual Income Taxes .....	45,554	546,369	592,588	935,771
Corporation Income Taxes.....	4,405	81,492	69,377	156,741
Social Insurance and Retirement Receipts:				
Employment and General Retirement (Off-Budget) .....	52,457	426,424	442,843	635,183
Employment and General Retirement (On-Budget) .....	14,267	124,942	133,769	184,637
Unemployment Insurance .....	14,591	33,806	29,802	51,496
Other Retirement .....	314	2,743	2,791	4,440
Excise Taxes .....	4,692	40,601	39,770	73,204
Estate and Gift Taxes .....	1,133	13,728	17,539	17,011
Customs Duties .....	1,785	15,534	15,445	23,787
Miscellaneous Receipts .....	7,598	60,310	29,209	94,849
Allowances .....	.....	.....	.....	-12,000
<b>Total Receipts .....</b>	<b>146,795</b>	<b>1,345,950</b>	<b>1,373,134</b>	<b>2,165,119</b>
(On-Budget).....	94,338	919,525	930,290	1,529,936
(Off-Budget).....	52,457	426,424	442,843	635,183
<b>Budget Outlays</b>				
Legislative Branch .....	369	3,317	23,163	5,423
Judicial Branch .....	497	4,702	4,407	7,159
Department of Agriculture.....	9,302	91,384	80,382	142,016
Department of Commerce.....	1,675	8,216	7,293	16,714
Department of Defense-Military .....	46,840	443,292	419,063	692,031
Department of Education.....	8,341	69,584	48,142	106,944
Department of Energy.....	2,608	18,662	15,087	38,278
Department of Health and Human Services.....	55,687	559,671	520,165	868,762
Department of Homeland Security.....	3,232	28,994	35,074	52,903
Department of Housing and Urban Development .....	14,274	43,439	30,107	62,518
Department of the Interior.....	872	8,085	7,218	12,042
Department of Justice.....	2,361	19,289	17,292	30,333
Department of Labor.....	13,009	117,245	80,423	209,265
Department of State.....	1,488	14,722	13,133	25,726
Department of Transportation.....	5,999	46,469	41,184	90,944
Department of the Treasury:				
Interest on Treasury Debt Securities (Gross).....	23,787	248,201	214,039	425,127
Other .....	784	21,897	271,742	77,853
Department of Veterans Affairs.....	4,750	72,387	62,971	124,565
Corps of Engineers.....	799	6,213	4,427	10,536
Other Defense Civil Programs .....	4,460	35,038	39,715	54,317
Environmental Protection Agency.....	876	6,462	5,208	11,301
Executive Office of the President.....	71	439	479	715
General Services Administration.....	329	375	208	1,782
International Assistance Program .....	2,161	13,118	10,840	23,899
National Aeronautics and Space Administration .....	1,386	12,166	12,075	19,123
National Science Foundation.....	514	4,028	3,615	7,819
Office of Personnel Management .....	6,271	50,257	48,666	71,603
Small Business Administration.....	127	5,620	1,853	5,978
Social Security Administration .....	59,362	497,020	479,837	768,975
Other Independent Agencies .....	16,607	-13,865	47,752	8,427
Allowances .....	.....	.....	.....	18,750
Undistributed Offsetting Receipts:				
Interest.....	-938	-96,545	-89,587	-191,396
Other .....	-5,179	-58,327	-70,889	-79,731
<b>Total Outlays .....</b>	<b>282,722</b>	<b>2,281,556</b>	<b>2,365,085</b>	<b>3,720,701</b>
(On-Budget).....	225,281	1,903,179	2,011,751	3,163,742
(Off-Budget).....	57,441	378,376	353,334	556,959
<b>Surplus (+) or Deficit (-).....</b>	<b>-135,927</b>	<b>-935,606</b>	<b>-991,951</b>	<b>-1,555,582</b>
(On-Budget).....	-130,943	-983,654	-1,081,461	-1,633,806
(Off-Budget).....	-4,984	+48,048	+89,510	+78,224

<sup>1</sup> These estimates are based on the *FY 2011 Budget*, released by the Office of Management and Budget on February 1, 2010.

<sup>2</sup> Outlays have been increased by \$2 million to reflect additional reporting by the Architect of the Capitol for the month of October 2008.

Note: This issue includes an additional reclassification of gifts and donations receipts which decreased Governmental Receipts in Receipts by \$15 million and correspondingly increased Proprietary Receipts from the Public in Outlays for prior months.

Note: Details may not add to totals due to rounding.

... No Transactions

**Table 4. Receipts of the U.S. Government, May 2010 and Other Periods**

Classification	[\$ millions]								
	This Month			Current Fiscal Year to Date			Prior Fiscal Year to Date		
	Gross Receipts	Refunds (Deduct)	Receipts	Gross Receipts	Refunds (Deduct)	Receipts	Gross Receipts	Refunds (Deduct)	Receipts
<b>Individual Income Taxes:</b>									
Withheld.....	60,212			590,791			606,048		
Presidential Election Campaign Fund.....	6			36			41		
Other.....	6,145			193,505			228,764		
<b>Total--Individual Income Taxes.....</b>	<b>66,363</b>	<b>20,809</b>	<b>45,554</b>	<b>784,333</b>	<b>237,963</b>	<b>546,369</b>	<b>834,852</b>	<b>242,264</b>	<b>592,588</b>
<b>Corporation Income Taxes.....</b>	<b>8,515</b>	<b>4,110</b>	<b>4,405</b>	<b>153,227</b>	<b>71,735</b>	<b>81,492</b>	<b>135,954</b>	<b>66,577</b>	<b>69,377</b>
<b>Social Insurance and Retirement Receipts:</b>									
<b>Employment and General Retirement:</b>									
<b>Federal Old-Age and Survivors Ins. Trust Fund:</b>									
Federal Insurance Contributions Act Taxes.....	44,220		44,220	353,711		353,711	361,623		361,623
Self-Employment Contributions Act Taxes.....	622		622	20,733		20,733	21,707		21,707
Adjustments Attributable to Prior Years.....				-9,916		-9,916	-4,770		-4,770
<b>Total--FOASI Trust Fund.....</b>	<b>44,842</b>		<b>44,842</b>	<b>364,528</b>		<b>364,528</b>	<b>378,560</b>		<b>378,560</b>
<b>Federal Disability Insurance Trust Fund:</b>									
Federal Insurance Contributions Act Taxes.....	7,509		7,509	60,062		60,062	61,407		61,407
Self-Employment Contributions Act Taxes.....	106		106	3,521		3,521	3,686		3,686
Adjustments Attributable to Prior Years.....				-1,687		-1,687	-809		-809
<b>Total--FDI Trust Fund.....</b>	<b>7,615</b>		<b>7,615</b>	<b>61,896</b>		<b>61,896</b>	<b>64,284</b>		<b>64,284</b>
<b>Federal Hospital Insurance Trust Fund:</b>									
Federal Insurance Contributions Act Taxes.....	13,641	11	13,630	116,716	11	116,705	121,459		121,459
Self-Employment Contributions Act Taxes.....	268		268	8,913		8,913	9,306		9,306
Adjustments Attributable to Prior Years.....				-3,735		-3,735	-211		-211
<b>Total--FHI Trust Fund.....</b>	<b>13,909</b>	<b>11</b>	<b>13,898</b>	<b>121,894</b>	<b>11</b>	<b>121,883</b>	<b>130,554</b>		<b>130,554</b>
<b>Railroad Retirement :</b>									
Rail Pension and Supplemental Annuity.....	171	1	171	1,478	3	1,475	1,562	1	1,560
Social Security Equivalent Account.....	199	1	198	1,587	3	1,584	1,656	1	1,654
<b>Total--Employment and General Retirement.....</b>	<b>66,736</b>	<b>12</b>	<b>66,724</b>	<b>551,383</b>	<b>17</b>	<b>551,366</b>	<b>576,615</b>	<b>3</b>	<b>576,612</b>
<b>Unemployment Insurance:</b>									
Deposits by States.....	14,443		14,443	28,313		28,313	24,040		24,040
Federal Unemployment Tax Act Taxes.....	148	8	140	5,478	54	5,423	5,753	59	5,693
Railroad Unemployment Taxes.....	8		8	70		70	69		69
<b>Total--Unemployment Insurance.....</b>	<b>14,599</b>	<b>8</b>	<b>14,591</b>	<b>33,860</b>	<b>54</b>	<b>33,806</b>	<b>29,861</b>	<b>59</b>	<b>29,802</b>
<b>Other Retirement:</b>									
Federal Employees Retirement - Employee Share.....	311		311	2,719		2,719	2,765		2,765
Non-Federal Employees Retirement.....	2		2	24		24	26		26
<b>Total--Other Retirement.....</b>	<b>314</b>		<b>314</b>	<b>2,743</b>		<b>2,743</b>	<b>2,791</b>		<b>2,791</b>
<b>Total--Social Insurance and Retirement Receipts.....</b>	<b>81,649</b>	<b>21</b>	<b>81,628</b>	<b>587,986</b>	<b>71</b>	<b>587,915</b>	<b>609,267</b>	<b>62</b>	<b>609,205</b>
<b>Excise Taxes:</b>									
Miscellaneous Excise Taxes.....	2,462	1,017	1,444	18,817	4,960	13,858	12,462	979	11,483
Airport and Airway Trust Fund.....	747	5	743	6,064	9	6,056	6,810	81	6,729
Highway Trust Fund.....	2,702	227	2,475	20,892	569	20,323	21,813	654	21,159
Black Lung Disability Trust Fund.....	31		31	365		365	400		400
<b>Total--Excise Taxes.....</b>	<b>5,942</b>	<b>1,249</b>	<b>4,692</b>	<b>46,139</b>	<b>5,537</b>	<b>40,601</b>	<b>41,485</b>	<b>1,715</b>	<b>39,770</b>
<b>Estate and Gift Taxes.....</b>	<b>1,212</b>	<b>79</b>	<b>1,133</b>	<b>14,369</b>	<b>642</b>	<b>13,728</b>	<b>18,389</b>	<b>850</b>	<b>17,539</b>
<b>Customs Duties.....</b>	<b>1,855</b>	<b>71</b>	<b>1,785</b>	<b>16,170</b>	<b>635</b>	<b>15,534</b>	<b>16,135</b>	<b>690</b>	<b>15,445</b>
<b>Miscellaneous Receipts:</b>									
Deposits of Earnings by Federal Reserve Banks.....	6,240		6,240	47,719		47,719	17,935		17,935
Universal Service Fund.....	806		806	5,925		5,925	5,399		5,399
All Other.....	554	2	551	6,685	19	6,666	5,937	62	5,876
<b>Total -- Miscellaneous Receipts.....</b>	<b>7,600</b>	<b>2</b>	<b>7,598</b>	<b>60,328</b>	<b>19</b>	<b>60,310</b>	<b>29,271</b>	<b>62</b>	<b>29,209</b>
<b>Total -- Receipts.....</b>	<b>173,136</b>	<b>26,341</b>	<b>146,795</b>	<b>1,662,552</b>	<b>316,602</b>	<b>1,345,950</b>	<b>1,685,352</b>	<b>312,219</b>	<b>1,373,134</b>
<b>Total -- On-Budget.....</b>	<b>120,679</b>	<b>26,341</b>	<b>94,338</b>	<b>1,236,128</b>	<b>316,602</b>	<b>919,525</b>	<b>1,242,509</b>	<b>312,219</b>	<b>930,290</b>
<b>Total -- Off-Budget.....</b>	<b>52,457</b>		<b>52,457</b>	<b>426,424</b>		<b>426,424</b>	<b>442,843</b>		<b>442,843</b>

Note: This issue includes an additional reclassification of gifts and donations receipts which decreased Governmental Receipts in Receipts by \$15 million and correspondingly increased Proprietary Receipts from the Public in Outlays for prior months.

... No Transactions

Note: Details may not add to totals due to rounding.

**Table 5. Outlays of the U.S. Government, May 2010 and Other Periods**

Classification	[\$ millions]								
	This Month			Current Fiscal Year to Date			Prior Fiscal Year to Date		
	Gross Outlays	Applicable Receipts	Outlays	Gross Outlays	Applicable Receipts	Outlays	Gross Outlays	Applicable Receipts	Outlays
<b>Legislative Branch:</b>									
Senate .....	72	(**)	72	610	2	609	576	2	574
House of Representatives.....	114	(**)	113	964	1	963	894	1	893
Joint Items .....	1	.....	1	10	.....	10	14	.....	14
Capitol Police.....	25	.....	25	217	.....	217	199	.....	199
Congressional Budget Office.....	4	.....	4	30	.....	30	26	.....	26
Architect of the Capitol.....	39	(**)	39	334	2	331	1335	3	332
Library of Congress .....	49	1	49	673	5	668	650	5	644
Government Printing Office.....	7	.....	7	65	.....	65	103	.....	103
Government Accountability Office.....	49	.....	49	372	.....	372	337	.....	337
United States Tax Court.....	5	.....	5	35	.....	35	32	.....	32
Other Legislative Branch Agencies.....	6	.....	6	44	.....	44	39	.....	39
Proprietary Receipts from the Public.....	.....	1	-1	.....	15	-15	.....	12	-12
Intrabudgetary Transactions .....	(**)	.....	(**)	-13	.....	-13	-18	.....	-18
<b>Total--Legislative Branch.....</b>	<b>372</b>	<b>3</b>	<b>369</b>	<b>3,342</b>	<b>26</b>	<b>3,317</b>	<b>3,186</b>	<b>23</b>	<b>3,163</b>
<b>Judicial Branch:</b>									
Supreme Court of the United States .....	7	.....	7	65	.....	65	62	.....	62
Courts of Appeals, District Courts, and Other									
Judicial Services.....	485	.....	485	4,912	.....	4,912	4,282	.....	4,282
Other .....	19	.....	19	233	.....	233	234	.....	234
Proprietary Receipts from the Public.....	.....	14	-14	.....	76	-76	.....	91	-91
Intrabudgetary Transactions .....	-1	.....	-1	-431	.....	-431	-80	.....	-80
<b>Total--Judicial Branch.....</b>	<b>510</b>	<b>14</b>	<b>497</b>	<b>4,778</b>	<b>76</b>	<b>4,702</b>	<b>4,498</b>	<b>91</b>	<b>4,407</b>
<b>Department of Agriculture:</b>									
Agricultural Research Service.....	101	.....	101	802	.....	802	789	.....	789
National Institute of Food and Agriculture:									
Research and Education Activities.....	59	.....	59	369	.....	369	387	.....	387
Extension Activities.....	37	.....	37	253	.....	253	306	.....	306
Other .....	5	.....	5	50	.....	50	37	.....	37
Animal and Plant Health Inspection Service .....	100	.....	100	762	.....	762	751	.....	751
Food Safety and Inspection Service .....	100	.....	100	657	.....	657	621	.....	621
Agricultural Marketing Service .....	103	.....	103	780	.....	780	796	.....	796
Risk Management Agency:									
Administrative and Operating Expenses.....	6	.....	6	49	.....	49	45	.....	45
Federal Crop Insurance Corporation Fund.....	93	19	75	5,637	2,418	3,219	9,808	4,151	5,657
Farm Service Agency:									
Salaries and Expenses.....	136	.....	136	684	.....	684	625	.....	625
USDA Disaster Assistance .....	(**)	.....	(**)	271	.....	271	.....	.....	.....
Agricultural Disaster Relief Fund.....	203	.....	203	1,080	.....	1,080	.....	.....	.....
Commodity Credit Corporation .....	403	799	-396	17,103	6,185	10,918	18,971	7,152	11,819
Tobacco Trust Fund.....	(**)	.....	(**)	472	.....	472	663	.....	663
Agricultural Credit Insurance Fund.....	17	14	3	1,298	184	1,114	452	215	237
Other .....	6	.....	6	73	.....	73	160	.....	160
<b>Total--Farm Service Agency.....</b>	<b>764</b>	<b>813</b>	<b>-49</b>	<b>20,982</b>	<b>6,369</b>	<b>14,613</b>	<b>20,870</b>	<b>7,366</b>	<b>13,503</b>
Natural Resources Conservation Service:									
Conservation Operations .....	105	.....	105	568	.....	568	510	.....	510
Farm Security and Rural Investment Programs .....	200	.....	200	1,232	.....	1,232	1,117	.....	1,117
Other .....	37	.....	37	249	.....	249	171	.....	171
Rural Development.....	58	.....	58	-58	.....	-58	-76	.....	-76
Rural Housing Service:									
Rural Housing Insurance Fund .....	23	56	-33	783	486	297	658	534	124
Rental Assistance Program .....	83	.....	83	676	.....	676	644	.....	644
Other .....	18	.....	18	163	.....	163	127	.....	127
Rural Utilities Service:									
Rural Electrification and Telecommunications Fund .....	1	169	-168	276	1,652	-1,376	281	1,431	-1,149
Other .....	54	14	40	441	136	305	437	145	292
Foreign Agricultural Service.....	317	.....	317	1,183	.....	1,183	1,334	.....	1,334
Food and Nutrition Service:									
Supplemental Nutrition Assistance Program.....	5,746	.....	5,746	45,877	.....	45,877	34,381	.....	34,381
Child Nutrition Programs.....	1,514	.....	1,514	12,472	.....	12,472	11,561	.....	11,561
Special Supplemental Nutrition Program For Women, Infants, and Children (WIC) .....	471	.....	471	4,251	.....	4,251	4,346	.....	4,346
Other .....	21	.....	21	327	.....	327	399	.....	399
<b>Total--Food and Nutrition Service.....</b>	<b>7,752</b>	<b>.....</b>	<b>7,752</b>	<b>62,927</b>	<b>.....</b>	<b>62,927</b>	<b>50,687</b>	<b>.....</b>	<b>50,687</b>
Forest Service:									
National Forest System.....	130	.....	130	992	.....	992	955	.....	955
Capital Improvement and Maintenance .....	79	.....	79	411	.....	411	288	.....	288
Wildland Fire Management .....	134	.....	134	1,135	.....	1,135	1,286	.....	1,286
Forest Service Permanent Appropriations .....	13	.....	13	559	.....	559	600	.....	600
Other .....	75	.....	75	579	.....	579	550	.....	550
<b>Total--Forest Service.....</b>	<b>432</b>	<b>.....</b>	<b>432</b>	<b>3,676</b>	<b>.....</b>	<b>3,676</b>	<b>3,678</b>	<b>.....</b>	<b>3,678</b>
Other .....	-56	3	-59	791	36	755	719	31	689
Proprietary Receipts from the Public.....	.....	19	-19	.....	760	-760	.....	471	-471
Intrabudgetary Transactions .....	-1	.....	-1	-7	.....	-7	-184	.....	-184
<b>Total--Department of Agriculture.....</b>	<b>10,396</b>	<b>1,094</b>	<b>9,302</b>	<b>103,241</b>	<b>11,857</b>	<b>91,384</b>	<b>94,511</b>	<b>14,129</b>	<b>80,382</b>

**Table 5. Outlays of the U.S. Government, May 2010 and Other Periods - Continued**

Classification	[\$ millions]								
	This Month			Current Fiscal Year to Date			Prior Fiscal Year to Date		
	Gross Outlays	Applicable Receipts	Outlays	Gross Outlays	Applicable Receipts	Outlays	Gross Outlays	Applicable Receipts	Outlays
<b>Department of Commerce:</b>									
Economic Development Administration .....	34	(**)	34	215	1	214	170	1	169
Bureau of the Census .....	1,205	.....	1,205	3,795	.....	3,795	1,802	.....	1,802
International Trade Administration .....	39	.....	39	300	.....	300	271	.....	271
National Oceanic and Atmospheric Administration .....	368	(**)	368	3,162	5	3,157	2,935	5	2,930
National Institute of Standards and Technology.....	73	.....	73	568	.....	568	517	.....	517
National Telecommunication and Information Administration.....	7	.....	7	100	.....	100	1,428	.....	1,428
Other .....	-15	5	-19	110	34	75	274	13	261
Proprietary Receipts from the Public.....	.....	3	-3	.....	(**)	(**)	.....	73	-73
Intrabudgetary Transactions .....	-28	.....	-28	7	.....	7	-12	.....	-12
<b>Total--Department of Commerce .....</b>	<b>1,683</b>	<b>8</b>	<b>1,675</b>	<b>8,256</b>	<b>40</b>	<b>8,216</b>	<b>7,385</b>	<b>92</b>	<b>7,293</b>
<b>Department of Defense--Military:</b>									
<b>Military Personnel:</b>									
Department of the Army.....	2,875	.....	2,875	47,357	.....	47,357	44,581	.....	44,581
Department of the Navy.....	2,043	.....	2,043	31,274	.....	31,274	30,312	.....	30,312
Department of the Air Force.....	1,769	.....	1,769	23,892	.....	23,892	22,431	.....	22,431
Defense Agencies.....	.....	.....	.....	4,516	.....	4,516	3,745	.....	3,745
<b>Total--Military Personnel .....</b>	<b>6,687</b>	<b>.....</b>	<b>6,687</b>	<b>107,039</b>	<b>.....</b>	<b>107,039</b>	<b>101,068</b>	<b>.....</b>	<b>101,068</b>
<b>Operation and Maintenance:</b>									
Department of the Army.....	7,608	.....	7,608	66,541	.....	66,541	62,603	.....	62,603
Department of the Navy.....	4,044	.....	4,044	34,716	.....	34,716	33,620	.....	33,620
Department of the Air Force.....	4,082	.....	4,082	36,599	.....	36,599	33,900	.....	33,900
Defense Agencies.....	5,889	.....	5,889	42,536	.....	42,536	37,290	.....	37,290
<b>Total--Operation and Maintenance .....</b>	<b>21,624</b>	<b>.....</b>	<b>21,624</b>	<b>180,393</b>	<b>.....</b>	<b>180,393</b>	<b>167,412</b>	<b>.....</b>	<b>167,412</b>
<b>International Reconstruction and Other Assistance:</b>									
Department of the Army.....	1	.....	1	11	.....	11	21	.....	21
<b>Procurement:</b>									
Department of the Army.....	3,581	.....	3,581	30,139	.....	30,139	29,229	.....	29,229
Department of the Navy.....	3,267	.....	3,267	27,575	.....	27,575	24,611	.....	24,611
Department of the Air Force.....	3,093	.....	3,093	25,735	.....	25,735	24,611	.....	24,611
Defense Agencies.....	553	.....	553	4,214	.....	4,214	4,619	.....	4,619
<b>Total--Procurement.....</b>	<b>10,494</b>	<b>.....</b>	<b>10,494</b>	<b>87,662</b>	<b>.....</b>	<b>87,662</b>	<b>83,070</b>	<b>.....</b>	<b>83,070</b>
<b>Research, Development, Test, and Evaluation:</b>									
Department of the Army.....	760	.....	760	7,339	.....	7,339	7,742	.....	7,742
Department of the Navy.....	1,477	.....	1,477	12,749	.....	12,749	12,830	.....	12,830
Department of the Air Force.....	2,010	.....	2,010	17,938	.....	17,938	18,128	.....	18,128
Defense Agencies.....	1,540	.....	1,540	13,623	.....	13,623	14,297	.....	14,297
<b>Total--Research, Development, Test, and Evaluation.....</b>	<b>5,787</b>	<b>.....</b>	<b>5,787</b>	<b>51,649</b>	<b>.....</b>	<b>51,649</b>	<b>52,997</b>	<b>.....</b>	<b>52,997</b>
<b>Military Construction:</b>									
Department of the Army.....	418	.....	418	3,657	.....	3,657	2,707	.....	2,707
Department of the Navy.....	245	.....	245	1,762	.....	1,762	1,202	.....	1,202
Department of the Air Force.....	133	.....	133	983	.....	983	835	.....	835
Defense Agencies.....	911	.....	911	6,861	.....	6,861	6,086	.....	6,086
<b>Total--Military Construction .....</b>	<b>1,707</b>	<b>.....</b>	<b>1,707</b>	<b>13,263</b>	<b>.....</b>	<b>13,263</b>	<b>10,830</b>	<b>.....</b>	<b>10,830</b>
<b>Family Housing:</b>									
Department of the Army.....	48	(**)	48	454	3	451	489	2	487
Department of the Navy.....	29	.....	29	265	.....	265	329	.....	329
Department of the Air Force.....	80	.....	80	694	.....	694	772	.....	772
Defense Agencies.....	100	18	81	710	48	662	221	.....	221
<b>Revolving and Management Funds:</b>									
Department of the Navy.....	65	.....	65	1,109	.....	1,109	1,200	.....	1,200
<b>Defense Agencies:</b>									
Working Capital Fund .....	-338	.....	-338	752	.....	752	1,455	.....	1,455
Other.....	51	.....	51	-15	.....	-15	120	.....	120
Allowances .....	-1	.....	-1	46	.....	46	-39	.....	-39
<b>Trust Funds:</b>									
Department of the Army.....	(**)	.....	(**)	3	.....	3	2	.....	2
Department of the Navy.....	1	.....	1	13	.....	13	18	.....	18
Department of the Air Force.....	(**)	.....	(**)	2	(**)	2	5	1	5
Defense Agencies.....	16	.....	16	114	.....	114	111	.....	111
<b>Proprietary Receipts from the Public:</b>									
Department of the Army.....	.....	-496	496	.....	19	-19	.....	139	-139
Department of the Navy.....	.....	14	-14	.....	80	-80	.....	244	-244
Department of the Air Force.....	.....	-60	60	.....	-4	4	.....	6	-6
Defense Agencies.....	.....	100	-100	.....	751	-751	.....	621	-621
<b>Intrabudgetary Transactions:</b>									
Department of the Army.....	-12	.....	-12	47	.....	47	25	.....	25
Department of the Navy.....	(**)	.....	(**)	30	.....	30	-94	.....	-94
Department of the Air Force.....	56	.....	56	87	.....	87	-22	.....	-22
Defense Agencies.....	22	.....	22	-136	.....	-136	90	.....	90
<b>Offsetting Governmental Receipts:</b>									
Department of the Army.....	.....	.....	.....	.....	3	-3	.....	6	-6
Defense Agencies.....	.....	(**)	(**)	.....	(**)	(**)	.....	(**)	(**)
<b>Total--Department of Defense--Military .....</b>	<b>46,417</b>	<b>-423</b>	<b>46,840</b>	<b>444,192</b>	<b>900</b>	<b>443,292</b>	<b>420,082</b>	<b>1,019</b>	<b>419,063</b>



**Table 5. Outlays of the U.S. Government, May 2010 and Other Periods - Continued**

Classification	[\$ millions]								
	This Month			Current Fiscal Year to Date			Prior Fiscal Year to Date		
	Gross Outlays	Applicable Receipts	Outlays	Gross Outlays	Applicable Receipts	Outlays	Gross Outlays	Applicable Receipts	Outlays
<b>Department of Education:</b>									
Office of Elementary and Secondary Education:									
Accelerating Achievement and Ensuring Equity.....	1,753	.....	1,753	13,318	.....	13,318	10,372	.....	10,372
Impact Aid.....	57	.....	57	1,115	.....	1,115	1,174	.....	1,174
Education Improvement Programs.....	419	.....	419	3,350	.....	3,350	3,409	.....	3,409
State Fiscal Stabilization Fund, Recovery Act.....	2,012	.....	2,012	15,816	.....	15,816	3,390	.....	3,390
Other.....	12	.....	12	76	.....	76	73	.....	73
Total--Office of Elementary and Secondary Education.....	4,253	.....	4,253	33,676	.....	33,676	18,418	.....	18,418
Office of Innovation and Improvement.....	74	.....	74	666	.....	666	649	.....	649
Office of Safe and Drug-Free Schools.....	60	.....	60	495	.....	495	523	.....	523
Office of English Language Acquisition.....	54	.....	54	409	.....	409	431	.....	431
Office of Special Education and Rehabilitative Services:									
Special Education.....	1,696	.....	1,696	12,281	.....	12,281	8,950	.....	8,950
Rehabilitation Services and Disability Research.....	288	.....	288	2,291	.....	2,291	2,173	.....	2,173
Special Institutions for Persons with Disabilities.....	18	.....	18	149	.....	149	145	.....	145
Office of Vocational and Adult Education.....	170	.....	170	1,265	.....	1,265	1,333	.....	1,333
Office of Postsecondary Education:									
Higher Education.....	189	.....	189	1,541	.....	1,541	1,426	.....	1,426
Other.....	21	2	19	171	12	159	171	14	158
Total--Office of Postsecondary Education.....	210	2	208	1,712	12	1,700	1,598	14	1,584
Office of Federal Student Aid:									
Student Financial Assistance.....	1,279	.....	1,279	21,265	.....	21,265	13,942	.....	13,942
Academic Competitiveness-Smart Grant Program.....	36	.....	36	641	.....	641	443	.....	443
Student Aid Administration.....	77	.....	77	543	.....	543	457	.....	457
Federal Student Loan Reserve Fund.....	.....	.....	.....	-635	.....	-635	-391	.....	-391
Federal Direct Student Loans.....	3	.....	3	3	.....	3	20	.....	20
Federal Family Education Loans.....	-20	.....	-20	-233	.....	-233	-379	.....	-379
Total--Office of Federal Student Aid.....	1,374	.....	1,374	21,585	.....	21,585	14,092	.....	14,092
Institute of Education Sciences.....	49	.....	49	361	.....	361	392	.....	392
Departmental Management.....	45	.....	45	376	.....	376	358	.....	358
Hurricane Education Recovery.....	(**)	.....	(**)	15	.....	15	49	.....	49
Other.....	.....	.....	.....	4	.....	4	.....	.....	.....
Proprietary Receipts from the Public.....	.....	-27	27	.....	5,739	-5,739	.....	969	-969
Intrabudgetary Transactions.....	26	.....	26	49	.....	49	16	.....	16
Total--Department of Education.....	8,317	-25	8,341	75,334	5,751	69,584	49,124	983	48,142
<b>Department of Energy:</b>									
National Nuclear Security Administration:									
Naval Reactors.....	76	.....	76	627	.....	627	547	.....	547
Weapons Activities.....	419	.....	419	3,872	.....	3,872	4,057	.....	4,057
Defense Nuclear Nonproliferation.....	137	.....	137	1,000	.....	1,000	1,061	.....	1,061
Other.....	33	.....	33	287	.....	287	272	.....	272
Environmental and Other Defense Activities:									
Defense Environmental Cleanup.....	521	.....	521	4,848	.....	4,848	3,964	.....	3,964
Other Defense Activities.....	98	.....	98	901	.....	901	565	.....	565
Defense Nuclear Waste Disposal.....	4	.....	4	50	.....	50	102	.....	102
Other.....	.....	.....	.....	(**)	.....	(**)	(**)	.....	(**)
Energy Programs:									
Science.....	335	.....	335	3,295	.....	3,295	2,715	.....	2,715
Energy Supply.....	167	.....	167	856	.....	856	872	.....	872
Energy Efficiency and Renewable Energy.....	461	.....	461	2,623	.....	2,623	877	.....	877
Fossil Energy Research and Development.....	54	.....	54	434	.....	434	342	.....	342
Uranium Enrichment Decontamination and Decommissioning Fund.....	53	.....	53	468	.....	468	357	.....	357
Advancement Technology Vehicles Manufacturing Loan Program.....	18	.....	18	420	.....	420	2	.....	2
Title 17 Innovative Technology Loan Guarantee Program.....	3	.....	3	29	.....	29	-14	.....	-14
Other.....	111	1	110	851	31	820	1,250	39	1,211
Total--Energy Programs.....	1,202	1	1,201	8,976	31	8,945	6,401	39	6,362
Power Marketing Administration.....	571	240	331	2,392	2,016	376	1,973	1,869	104
Departmental Administration.....	34	.....	34	175	.....	175	158	.....	158
Proprietary Receipts from the Public.....	.....	109	-109	.....	1,100	-1,100	.....	1,005	-1,005
Intrabudgetary Transactions.....	-136	.....	-136	-1,318	.....	-1,318	-1,099	.....	-1,099
Total--Department of Energy.....	2,958	350	2,608	21,809	3,146	18,662	18,000	2,913	15,087

**Table 5. Outlays of the U.S. Government, May 2010 and Other Periods - Continued**

Classification	[\$ millions]								
	This Month			Current Fiscal Year to Date			Prior Fiscal Year to Date		
	Gross Outlays	Applicable Receipts	Outlays	Gross Outlays	Applicable Receipts	Outlays	Gross Outlays	Applicable Receipts	Outlays
<b>Department of Health and Human Services:</b>									
Food and Drug Administration .....	233	1	232	1,547	5	1,542	1,360	4	1,356
Health Resources and Services Administration .....	666	1	665	5,203	6	5,197	4,577	7	4,570
Indian Health Services .....	269	.....	269	3,408	.....	3,408	2,739	.....	2,739
Centers for Disease Control and Prevention .....	459	.....	459	4,514	.....	4,514	4,033	.....	4,033
National Institutes of Health .....	2,642	.....	2,642	21,134	.....	21,134	19,445	.....	19,445
Substance Abuse and Mental Health Services Administration .....	329	.....	329	2,220	.....	2,220	2,166	.....	2,166
Agency for Healthcare Research and Quality .....	26	.....	26	122	.....	122	18	.....	18
<b>Centers for Medicare and Medicaid Services:</b>									
Grants to States for Medicaid .....	22,774	.....	22,774	179,604	.....	179,604	164,310	.....	164,310
Payments to Health Care Trust Funds .....	13,842	.....	13,842	150,413	.....	150,413	137,751	.....	137,751
Children's Health Insurance Fund .....	663	.....	663	5,152	.....	5,152	4,812	.....	4,812
State Grants and Demonstrations .....	55	.....	55	350	.....	350	334	.....	334
<b>Federal Hospital Insurance Trust Fund:</b>									
Benefit Payments .....	14,953	.....	14,953	160,284	.....	160,284	153,527	.....	153,527
Administrative Expenses .....	163	.....	163	1,412	.....	1,412	1,505	.....	1,505
Total--FHI Trust Fund .....	15,116	.....	15,116	161,697	.....	161,697	155,032	.....	155,032
Health Care Fraud and Abuse Control .....	197	.....	197	830	.....	830	513	.....	513
<b>Federal Supplementary Medical Insurance Trust Fund:</b>									
Benefit Payments .....	12,364	.....	12,364	133,481	.....	133,481	130,304	.....	130,304
Administrative Expenses .....	223	.....	223	1,804	.....	1,804	1,699	.....	1,699
<b>Medicare Prescription Drugs:</b>									
Benefit Payments .....	386	.....	386	39,462	.....	39,462	34,721	.....	34,721
Administrative Expenses .....	28	.....	28	123	.....	123	91	.....	91
Total--FSMI Trust Fund .....	13,001	.....	13,001	174,870	.....	174,870	166,815	.....	166,815
Other .....	31	.....	31	139	.....	139	14	.....	14
Total--Centers for Medicare and Medicaid Services .....	65,681	.....	65,681	673,056	.....	673,056	629,580	.....	629,580
<b>Administration for Children and Families:</b>									
Temporary Assistance for Needy Families .....	1,395	.....	1,395	12,112	.....	12,112	12,580	.....	12,580
Contingency Fund .....	167	.....	167	1,446	.....	1,446	322	.....	322
Payments to States for Child Support Enforcement and Family Support Programs .....	258	.....	258	2,421	.....	2,421	2,666	.....	2,666
Low Income Home Energy Assistance .....	357	.....	357	3,730	.....	3,730	3,667	.....	3,667
Refugee and Entrant Assistance .....	76	.....	76	479	.....	479	411	.....	411
Child Care Entitlement to States .....	169	.....	169	1,787	.....	1,787	1,993	.....	1,993
Payments to States for the Child Care and Development Block Grant .....	224	.....	224	1,980	.....	1,980	1,398	.....	1,398
Social Services Block Grant .....	156	.....	156	1,308	.....	1,308	1,238	.....	1,238
Children and Families Services Programs .....	885	.....	885	7,214	.....	7,214	6,325	.....	6,325
Payments to States for Foster Care and Adoption Assistance .....	571	.....	571	4,671	.....	4,671	4,491	.....	4,491
Other .....	36	.....	36	280	.....	280	318	.....	318
Total--Administration for Children and Families .....	4,293	.....	4,293	37,428	.....	37,428	35,408	.....	35,408
Administration on Aging .....	109	.....	109	1,018	.....	1,018	994	.....	994
Departmental Management .....	201	.....	201	4,490	.....	4,490	1,335	.....	1,335
Other .....	-91	.....	-91	357	.....	357	438	.....	438
Proprietary Receipts from the Public .....	.....	5,369	-5,369	.....	44,660	-44,660	.....	44,175	-44,175
<b>Intrabudgetary Transactions:</b>									
<b>Payments for Health Insurance for the Aged:</b>									
Federal Supplementary Medical Insurance Trust Fund .....	-13,838	.....	-13,838	-139,928	.....	-139,928	-128,451	.....	-128,451
<b>Payments for Tax and Other Credits:</b>									
Federal Hospital Insurance Trust Fund .....	-2	.....	-2	-10,478	.....	-10,478	-9,301	.....	-9,301
Other .....	81	.....	81	252	.....	252	10	.....	10
Total--Department of Health and Human Services .....	61,058	5,371	55,687	604,342	44,672	559,671	564,352	44,186	520,165
<b>Department of Homeland Security:</b>									
Departmental Management and Operations .....	103	.....	103	692	.....	692	634	.....	634
Citizenship and Immigration Services .....	185	.....	185	1,608	.....	1,608	1,619	.....	1,619
United States Secret Service .....	137	.....	137	1,085	.....	1,085	1,115	.....	1,115
Transportation Security Administration .....	332	.....	332	3,279	.....	3,279	3,247	.....	3,247
Immigration and Customs Enforcement .....	431	.....	431	3,615	.....	3,615	3,360	.....	3,360
Customs and Border Protection .....	848	.....	848	7,354	.....	7,354	8,166	.....	8,166
United States Coast Guard .....	622	1	621	6,365	8	6,358	6,298	7	6,291
National Protection and Programs Directorate .....	99	.....	99	740	.....	740	787	.....	787
<b>Federal Emergency Management Administration:</b>									
State and Local Programs .....	219	.....	219	1,821	.....	1,821	1,135	.....	1,135
Firefighter Assistance Grants .....	41	.....	41	294	.....	294	332	.....	332
Disaster Relief .....	577	.....	577	4,162	.....	4,162	7,200	.....	7,200
National Flood Insurance Fund .....	51	151	-100	394	922	-528	3,023	567	2,457
Other .....	152	.....	152	998	.....	998	985	.....	985
Total--Federal Emergency Management Administration .....	1,039	151	889	7,669	922	6,747	12,674	567	12,108
Science and Technology .....	50	.....	50	580	.....	580	648	.....	648
Domestic Nuclear Detection Office .....	39	.....	39	292	.....	292	321	.....	321
Other .....	28	.....	28	269	.....	269	265	.....	265
Proprietary Receipts from the Public .....	.....	21	-21	.....	174	-174	.....	56	-56
Intrabudgetary Transactions .....	86	.....	86	77	.....	77	115	.....	115
Offsetting Governmental Receipts .....	.....	595	-595	.....	3,526	-3,526	.....	3,546	-3,546
Total--Department of Homeland Security .....	3,999	768	3,232	33,624	4,630	28,994	39,249	4,176	35,074

**Table 5. Outlays of the U.S. Government, May 2010 and Other Periods - Continued**

Classification	[\$ millions]								
	This Month			Current Fiscal Year to Date			Prior Fiscal Year to Date		
	Gross Outlays	Applicable Receipts	Outlays	Gross Outlays	Applicable Receipts	Outlays	Gross Outlays	Applicable Receipts	Outlays
<b>Department of Housing and Urban Development:</b>									
Public and Indian Housing Programs:									
Tenant Based Rental Assistance.....	1,721	.....	1,721	11,898	.....	11,898	10,655	.....	10,655
Housing Certificate Fund.....	102	.....	102	882	.....	882	1,110	.....	1,110
Project-Based Rental Assistance.....	704	.....	704	5,501	.....	5,501	4,868	.....	4,868
Public Housing Capital Fund.....	367	.....	367	3,486	.....	3,486	2,037	.....	2,037
Public Housing Operating Fund.....	375	.....	375	3,095	.....	3,095	2,994	.....	2,994
Revitalization of Severely Distressed									
Public Housing (Hope VI).....	10	.....	10	117	.....	117	178	.....	178
Native American Housing Block Grant.....	70	.....	70	500	.....	500	331	.....	331
Other.....	2	.....	2	-445	.....	-445	-51	(**)	-51
Total--Public and Indian Housing Programs.....	3,351	.....	3,351	25,035	.....	25,035	22,123	(**)	22,123
Community Planning and Development:									
Housing Opportunities for Persons with AIDS.....	22	.....	22	189	.....	189	192	.....	192
Community Development Fund.....	512	.....	512	4,596	.....	4,596	4,523	.....	4,523
Home Investment Partnership Program.....	264	.....	264	1,639	.....	1,639	1,249	.....	1,249
Neighborhood Stabilization Program.....	145	.....	145	873	.....	873	4	.....	4
Homeless Assistance Grants.....	171	.....	171	1,275	.....	1,275	977	.....	977
Other.....	13	.....	13	72	(**)	72	61	(**)	61
Total--Community Planning and Development.....	1,126	.....	1,126	8,644	(**)	8,644	7,006	(**)	7,006
Housing Programs:									
Credit Accounts:									
FHA-Mutual Mortgage Insurance Fund, Program Account.....	9,875	.....	9,875	9,907	.....	9,907	28	.....	28
FHA-Mutual Mortgage Insurance Capital Reserve Account.....	-984	.....	-984	-2,494	.....	-2,494	-985	.....	-985
FHA-Mutual Mortgage and Cooperative Housing									
Insurance Fund, Liquidating Account.....	4	3	(**)	25	8	17	8	-6	14
FHA-General and Special Risk Fund, Program Account.....	865	.....	865	895	.....	895	37	.....	37
FHA-General and Special Risk Fund, Liquidating Account.....	-2	20	-22	54	151	-98	8	97	-89
Housing for the Elderly or Handicapped Fund,									
Liquidating Account.....	(**)	48	-48	1	394	-394	(**)	505	-505
Home Ownership Preservation Equity Fund.....	1	.....	1	-6	.....	-6	4	.....	4
Housing for the Elderly.....	75	.....	75	622	.....	622	644	.....	644
Housing for Persons with Disabilities.....	66	.....	66	532	.....	532	561	.....	561
Other Assisted Housing Programs.....	4	.....	4	34	.....	34	34	.....	34
Other.....	10	2	7	37	22	15	9	13	-3
Total--Housing Programs.....	9,913	73	9,840	9,606	576	9,031	349	608	-260
Government National Mortgage Association:									
Guarantees of Mortgage-Backed Securities.....	20	20	(**)	89	166	-77	42	-104	145
Management and Administration.....	133	.....	133	1,107	.....	1,107	1,085	.....	1,085
Other.....	19	.....	19	174	.....	174	154	.....	154
Proprietary Receipts from the Public:									
GNMA, Guarantees of Mortgage-Backed Securities.....	.....	.....	.....	.....	13	-13	.....	7	-7
FHA-General and Special Risk Fund.....	.....	190	-190	.....	382	-382	.....	88	-88
Other.....	.....	2	-2	.....	52	-52	.....	38	-38
Intrabudgetary Transactions.....	-3	.....	-3	-25	.....	-25	-11	.....	-11
Offsetting Governmental Receipts.....	.....	(**)	(**)	.....	2	-2	.....	2	-2
Total--Department of Housing and Urban Development.....	14,559	286	14,274	44,630	1,191	43,439	30,747	640	30,107
<b>Department of the Interior:</b>									
Land and Minerals Management:									
Bureau of Land Management:									
Management of Lands and Resources.....	74	.....	74	586	.....	586	583	.....	583
Other.....	46	3	43	491	63	428	446	73	373
Minerals Management Service.....	189	.....	189	1,345	.....	1,345	1,579	.....	1,579
Office of Surface Mining Reclamation and Enforcement.....	29	.....	29	425	.....	425	339	.....	339
Total--Land and Minerals Management.....	338	3	335	2,848	63	2,785	2,947	73	2,874
Water and Science:									
Bureau of Reclamation:									
Water and Related Resources.....	93	.....	93	755	.....	755	473	.....	473
Other.....	33	25	8	388	197	191	307	194	113
United States Geological Survey.....	90	.....	90	691	.....	691	682	.....	682
Other.....	3	.....	3	49	.....	49	44	.....	44
Total--Water and Science.....	218	25	194	1,883	197	1,686	1,506	194	1,312
Fish and Wildlife and Parks:									
United States Fish and Wildlife Service.....	192	.....	192	1,629	.....	1,629	1,451	.....	1,451
National Park Service.....	253	.....	253	2,024	.....	2,024	1,938	-1	1,939
Total--Fish and Wildlife and Parks.....	445	.....	445	3,654	.....	3,654	3,389	-1	3,390
Bureau of Indian Affairs and									
Bureau of Indian Education.....	173	(**)	173	1,947	5	1,942	1,679	1	1,678
Departmental Offices:									
Insular Affairs.....	24	.....	24	246	.....	246	216	.....	216
Office of the Special Trustee for American Indians.....	84	.....	84	360	.....	360	458	.....	458
Department-Wide Programs.....	108	.....	108	787	.....	787	849	.....	849
Other.....	16	.....	16	148	.....	148	125	.....	125
Proprietary Receipts from the Public.....	.....	475	-475	.....	3,360	-3,360	.....	3,793	-3,793
Intrabudgetary Transactions.....	-31	.....	-31	-164	.....	-164	108	.....	108
Total--Department of the Interior.....	1,375	503	872	11,710	3,625	8,085	11,278	4,060	7,218

**Table 5. Outlays of the U.S. Government, May 2010 and Other Periods - Continued**

Classification	[\$ millions]								
	This Month			Current Fiscal Year to Date			Prior Fiscal Year to Date		
	Gross Outlays	Applicable Receipts	Outlays	Gross Outlays	Applicable Receipts	Outlays	Gross Outlays	Applicable Receipts	Outlays
<b>Department of Justice:</b>									
General Administration .....	284	.....	284	1,458	.....	1,458	1,307	.....	1,307
Legal Activities and United States Marshals:									
General Legal Activities .....	58	.....	58	569	.....	569	499	.....	499
United States Attorneys .....	164	.....	164	1,318	.....	1,318	1,199	.....	1,199
United States Marshals Service .....	-56	.....	-56	622	.....	622	667	.....	667
Assets Forfeiture Fund .....	237	.....	237	811	.....	811	643	.....	643
Other .....	43	.....	43	369	.....	369	334	.....	334
Federal Bureau of Investigation .....	538	.....	538	4,813	.....	4,813	4,153	.....	4,153
Drug Enforcement Administration .....	153	.....	153	1,396	.....	1,396	1,447	.....	1,447
Bureau of Alcohol, Tobacco, Firearms, and Explosives .....	84	.....	84	743	.....	743	673	.....	673
Federal Prison System .....	539	27	513	4,351	224	4,126	4,082	218	3,864
Office of Justice Programs:									
State and Local Law Enforcement Assistance .....	149	.....	149	1,753	.....	1,753	1,014	.....	1,014
Community Oriented Policing Services .....	48	.....	48	286	.....	286	147	.....	147
Crime Victims Fund .....	54	.....	54	442	.....	442	397	.....	397
Other .....	92	.....	92	759	.....	759	825	.....	825
Other .....	136	.....	136	520	.....	520	356	.....	356
Proprietary Receipts from the Public .....	.....	8	-8	.....	44	-44	.....	-47	47
Intrabudgetary Transactions .....	-73	.....	-73	-316	.....	-316	9	.....	9
Offsetting Governmental Receipts .....	.....	54	-54	.....	337	-337	.....	288	-288
<b>Total--Department of Justice .....</b>	<b>2,450</b>	<b>89</b>	<b>2,361</b>	<b>19,894</b>	<b>606</b>	<b>19,289</b>	<b>17,751</b>	<b>459</b>	<b>17,292</b>
<b>Department of Labor:</b>									
Employment and Training Administration:									
Training and Employment Services .....	397	.....	397	3,391	.....	3,391	2,395	.....	2,395
Office of Job Corps .....	131	.....	131	1,167	.....	1,167	1,054	.....	1,054
Community Service Employment for Older Americans .....	57	.....	57	442	.....	442	350	.....	350
Federal Unemployment Benefits and Allowances .....	44	.....	44	369	.....	369	289	.....	289
Federal Additional Unemployment Compensation Program-Recovery Act .....	930	.....	930	8,400	.....	8,400	2,430	.....	2,430
State Unemployment Insurance and Employment Service Operations .....	366	.....	366	442	.....	442	120	.....	120
Payments to the Unemployment Trust Fund .....	11,000	.....	11,000	32,095	.....	32,095	.....	.....	.....
Advances to the Unemployment Trust Fund and Other Funds .....	.....	.....	.....	60	.....	60	35	.....	35
Program Administration .....	12	.....	12	76	.....	76	68	.....	68
Unemployment Trust Fund:									
Federal-State Unemployment Insurance: State Unemployment Benefits .....	10,792	.....	10,792	99,645	.....	99,645	65,482	.....	65,482
State Administrative Expenses .....	459	.....	459	3,136	.....	3,136	2,409	.....	2,409
Federal Administrative Expenses .....	47	.....	47	235	.....	235	340	.....	340
Other .....	(**)	.....	(**)	1	.....	1	2	.....	2
<b>Total--Unemployment Trust Fund .....</b>	<b>11,298</b>	<b>.....</b>	<b>11,298</b>	<b>103,017</b>	<b>.....</b>	<b>103,017</b>	<b>68,232</b>	<b>.....</b>	<b>68,232</b>
Other .....	300	.....	300	22,244	.....	22,244	11,518	.....	11,518
<b>Total--Employment and Training Administration .....</b>	<b>24,535</b>	<b>.....</b>	<b>24,535</b>	<b>171,702</b>	<b>.....</b>	<b>171,702</b>	<b>86,492</b>	<b>.....</b>	<b>86,492</b>
Pension Benefit Guaranty Corporation .....	470	1,489	-1,019	3,651	5,037	-1,386	3,134	2,844	290
Employment Standards Administration .....	36	.....	36	299	.....	299	287	.....	287
Office of Workers' Compensation Programs:									
Special Benefits .....	221	.....	221	-861	.....	-861	293	.....	293
Energy Employees Occupational Illness Compensation Fund .....									
.....	85	.....	85	687	.....	687	746	.....	746
Special Benefits for Disabled Coal Miners .....	18	.....	18	146	.....	146	164	.....	164
Black Lung Disability Trust Fund .....	24	.....	24	191	.....	191	9,213	.....	9,213
Other .....	19	.....	19	160	.....	160	195	.....	195
Occupational Safety and Health Administration .....	39	.....	39	327	.....	327	328	.....	328
Mine Safety and Health Administration .....	27	.....	27	230	.....	230	226	.....	226
Bureau of Labor Statistics .....	41	.....	41	329	.....	329	321	.....	321
Departmental Management .....	72	.....	72	475	.....	475	297	.....	297
Other .....	7	.....	7	95	.....	95	92	.....	92
Proprietary Receipts from the Public .....	.....	1	-1	.....	11	-11	.....	22	-22
Intrabudgetary Transactions .....	-11,095	.....	-11,095	-55,138	.....	-55,138	-18,501	.....	-18,501
<b>Total--Department of Labor .....</b>	<b>14,499</b>	<b>1,490</b>	<b>13,009</b>	<b>122,293</b>	<b>5,048</b>	<b>117,245</b>	<b>83,288</b>	<b>2,866</b>	<b>80,423</b>
<b>Department of State:</b>									
Administration of Foreign Affairs:									
Diplomatic and Consular Programs .....	411	.....	411	4,714	.....	4,714	3,930	.....	3,930
Educational and Cultural Exchange Programs .....	47	.....	47	334	.....	334	309	.....	309
Embassy Security, Construction, and Maintenance .....	159	.....	159	1,169	.....	1,169	596	.....	596
Payment to Foreign Service Retirement and Disability Fund .....	.....	.....	.....	159	.....	159	157	.....	157
Foreign Service Retirement and Disability Fund .....	69	.....	69	560	.....	560	541	.....	541
Other .....	160	.....	160	48	.....	48	288	.....	288
<b>Total--Administration of Foreign Affairs .....</b>	<b>846</b>	<b>.....</b>	<b>846</b>	<b>6,983</b>	<b>.....</b>	<b>6,983</b>	<b>5,821</b>	<b>.....</b>	<b>5,821</b>
International Organizations and Conferences .....	2	.....	2	2,691	.....	2,691	2,813	.....	2,813
Global Health and Child Survival .....	378	.....	378	2,742	.....	2,742	2,058	.....	2,058
Migration and Refugee Assistance .....	93	.....	93	967	.....	967	919	.....	919
International Narcotics Control and Law Enforcement .....	63	.....	63	783	.....	783	605	.....	605
Andean Counterdrug Programs .....	27	.....	27	204	.....	204	299	.....	299
Other .....	77	.....	77	539	.....	539	770	.....	770
Proprietary Receipts from the Public .....	.....	-2	2	.....	-17	17	.....	-6	6
Intrabudgetary Transactions .....	(**)	.....	(**)	-204	.....	-204	-159	.....	-159
<b>Total--Department of State .....</b>	<b>1,487</b>	<b>-2</b>	<b>1,488</b>	<b>14,705</b>	<b>-17</b>	<b>14,722</b>	<b>13,127</b>	<b>-6</b>	<b>13,133</b>

**Table 5. Outlays of the U.S. Government, May 2010 and Other Periods - Continued**

Classification	[\$ millions]								
	This Month			Current Fiscal Year to Date			Prior Fiscal Year to Date		
	Gross Outlays	Applicable Receipts	Outlays	Gross Outlays	Applicable Receipts	Outlays	Gross Outlays	Applicable Receipts	Outlays
<b>Department of Transportation:</b>									
Office of the Secretary .....	43	.....	43	120	.....	120	97	.....	97
<b>Federal Aviation Administration:</b>									
Operations .....	416	.....	416	2,329	.....	2,329	1,584	.....	1,584
<b>Airport and Airway Trust Fund:</b>									
Grants-In-Aid for Airports .....	254	.....	254	2,673	.....	2,673	2,442	.....	2,442
Facilities and Equipment .....	206	.....	206	1,674	.....	1,674	1,505	.....	1,505
Research, Engineering, and Development .....	12	.....	12	83	.....	83	82	.....	82
Trust Fund Share of FAA Operations .....	250	.....	250	3,781	.....	3,781	4,301	.....	4,301
Total--Airport and Airway Trust Fund .....	722	.....	722	8,210	.....	8,210	8,331	.....	8,331
Other .....	-5	2	-7	-52	106	-157	-93	102	-195
Total--Federal Aviation Administration .....	1,133	2	1,131	10,488	106	10,382	9,822	102	9,720
<b>Federal Highway Administration:</b>									
<b>Highway Trust Fund:</b>									
Federal-Aid Highways .....	2,417	.....	2,417	18,087	.....	18,087	21,867	.....	21,867
Other .....	3	.....	3	33	1	32	54	12	42
Highway Infrastructure Investment, Recovery Act .....	983	.....	983	6,337	.....	6,337	69	.....	69
Other Programs .....	108	.....	108	20,075	.....	20,075	641	.....	641
Total--Federal Highway Administration .....	3,512	.....	3,512	44,532	1	44,531	22,631	12	22,619
Federal Motor Carrier Safety Administration .....	45	.....	45	340	.....	340	342	.....	342
National Highway Traffic Safety Administration .....	63	.....	63	624	.....	624	477	.....	477
<b>Federal Railroad Administration:</b>									
<b>Operating Subsidy Grants to the National Railroad Passenger Corporation .....</b>									
Capital and Debt Service Grants to the National Railroad Passenger Corporation .....	77	.....	77	591	.....	591	701	.....	701
Capital Assistance for High Speed Rail Corridors and Intercity Passenger Rail Service, Recovery Act .....	(**)	.....	(**)	3	.....	3	.....	.....	.....
Other .....	22	1	22	599	3	596	164	7	157
Total--Federal Railroad Administration .....	100	1	99	1,651	3	1,648	1,315	7	1,308
<b>Federal Transit Administration:</b>									
Formula Grants .....	49	.....	49	310	.....	310	554	.....	554
Capital Investment Grants .....	254	.....	254	1,519	.....	1,519	1,388	.....	1,388
Formula and Bus Grants .....	511	.....	511	4,431	.....	4,431	4,100	.....	4,100
Transit Capital Assistance, Recovery Act .....	225	.....	225	1,532	.....	1,532	57	.....	57
Other .....	41	.....	41	271	.....	271	144	.....	144
Total--Federal Transit Administration .....	1,079	.....	1,079	8,062	.....	8,062	6,244	.....	6,244
Maritime Administration .....	62	6	56	521	344	177	672	366	306
Other .....	22	9	13	249	15	235	165	8	157
Proprietary Receipts from the Public .....	.....	-5	5	.....	53	-53	.....	72	-72
<b>Intrabudgetary Transactions:</b>									
Payment from the General Fund, Highway Trust Fund .....	.....	.....	.....	-19,500	.....	-19,500	.....	.....	.....
Other .....	(**)	.....	(**)	-8	.....	-8	14	.....	14
Offsetting Governmental Receipts .....	.....	48	-48	.....	89	-89	.....	28	-28
<b>Total--Department of Transportation .....</b>	<b>6,059</b>	<b>60</b>	<b>5,999</b>	<b>47,079</b>	<b>609</b>	<b>46,469</b>	<b>41,779</b>	<b>595</b>	<b>41,184</b>
<b>Department of the Treasury:</b>									
<b>Departmental Offices:</b>									
Exchange Stabilization Fund .....	.....	11	-11	.....	193	-193	3,630	3,375	255
Grants for Specified Energy Property in Lieu of Tax Credit .....	293	.....	293	2,548	.....	2,548	.....	.....	.....
Housing and Economic Recovery Programs .....	.....	.....	.....	30,307	.....	30,307	59,800	.....	59,800
Troubled Asset Relief Programs .....	119	.....	119	6,590	.....	6,590	135,863	.....	135,863
Other .....	352	.....	352	1,747	.....	1,747	597	.....	597
<b>Financial Management Service:</b>									
Payment to the Resolution Funding Corporation .....	.....	.....	.....	1,702	.....	1,702	1,689	.....	1,689
Financial Agent Services .....	51	.....	51	385	.....	385	381	.....	381
Interest Paid to Credit Financing Accounts .....	.....	.....	.....	-3	.....	-3	(**)	.....	(**)
Claims, Judgments, and Relief Acts .....	50	.....	50	631	.....	631	1,991	.....	1,991
Other .....	26	(**)	26	624	(**)	624	563	(**)	563
Total--Financial Management Service .....	128	(**)	128	3,338	(**)	3,338	4,624	(**)	4,624
Federal Financing Bank .....	-2	.....	-2	-535	.....	-535	-390	.....	-390
<b>Alcohol and Tobacco Tax and Trade Bureau:</b>									
Salaries and Expenses .....	8	.....	8	66	.....	66	64	.....	64
Internal Revenue Collections for Puerto Rico .....	34	.....	34	262	.....	262	323	.....	323
Bureau of Engraving and Printing .....	-17	.....	-17	67	.....	67	6	.....	6
United States Mint .....	451	480	-30	2,398	2,597	-198	1,665	1,938	-273
Bureau of the Public Debt .....	9	.....	9	173	.....	173	188	.....	188
<b>Internal Revenue Service:</b>									
Taxpayer Services .....	223	.....	223	1,552	.....	1,552	1,587	.....	1,587
Enforcement .....	427	.....	427	3,500	.....	3,500	3,149	.....	3,149
Operations Support .....	303	.....	303	2,633	.....	2,633	2,566	.....	2,566
Payment Where Earned Income Credit Exceeds Liability for Tax .....	3,434	.....	3,434	53,588	.....	53,588	41,859	.....	41,859
Payment Where Child Credit Exceeds Liability for Tax .....	372	.....	372	21,568	.....	21,568	21,378	.....	21,378
Payment Where Tax Credits to Aid First Time Homebuyers Exceeds Liability for Tax .....	1,274	.....	1,274	5,439	.....	5,439	7,108	.....	7,108
Payment Where Making Work Pay Credit Exceeds Liability for Tax, Recovery Act .....	801	.....	801	12,597	.....	12,597	.....	.....	.....
Refunding Internal Revenue Collections, Interest .....	260	.....	260	1,652	.....	1,652	1,812	.....	1,812
Other .....	1,213	(**)	1,213	8,358	3	8,355	727	6	720
Total--Internal Revenue Service .....	8,307	(**)	8,307	110,886	3	110,883	80,186	6	80,180

**Table 5. Outlays of the U.S. Government, May 2010 and Other Periods - Continued**

Classification	[\$ millions]								
	This Month			Current Fiscal Year to Date			Prior Fiscal Year to Date		
	Gross Outlays	Applicable Receipts	Outlays	Gross Outlays	Applicable Receipts	Outlays	Gross Outlays	Applicable Receipts	Outlays
<b>Department of the Treasury:—Continued</b>									
Comptroller of the Currency.....	60	-1	61	482	392	89	461	386	75
Office of Thrift Supervision.....	16	1	14	159	118	41	158	124	34
Interest on the Public Debt:									
Interest on Treasury Debt Securities (Gross):									
Public Issues (Accrual Basis).....	20,067	.....	20,067	139,341	.....	139,341	115,825	.....	115,825
Special Issues (Cash Basis).....	3,720	.....	3,720	108,860	.....	108,860	98,214	.....	98,214
Total--Interest on Treasury Debt Securities (Gross).....	23,787	.....	23,787	248,201	.....	248,201	214,039	.....	214,039
Total--Interest on the Public Debt.....	23,787	.....	23,787	248,201	.....	248,201	214,039	.....	214,039
Other.....	6	.....	6	57	.....	57	56	.....	56
Proprietary Receipts from the Public.....	.....	8,353	-8,353	.....	132,459	-132,459	.....	5,345	-5,345
Intrabudgetary Transactions.....	-135	.....	-135	-888	.....	-888	-4,314	.....	-4,314
<b>Total--Department of the Treasury.....</b>	<b>33,416</b>	<b>8,845</b>	<b>24,571</b>	<b>405,860</b>	<b>135,762</b>	<b>270,098</b>	<b>496,955</b>	<b>11,174</b>	<b>485,781</b>
<b>Department of Veterans Affairs:</b>									
Veterans Health Administration:									
Medical Services.....	2,861	.....	2,861	24,548	.....	24,548	22,851	.....	22,851
Medical Support and Compliance.....	386	.....	386	3,064	.....	3,064	2,809	.....	2,809
Medical Facilities.....	355	.....	355	3,091	.....	3,091	3,074	.....	3,074
Other.....	78	28	49	662	245	417	643	221	422
Benefit Programs:									
Public Enterprise Funds:									
Housing Accounts.....	1	2	-1	9	15	-6	10	15	-6
Other.....	85	100	-14	797	775	21	850	828	22
Compensation and Pensions.....	346	.....	346	31,527	.....	31,527	28,958	.....	28,958
Readjustment Benefits.....	405	.....	405	5,753	.....	5,753	2,763	.....	2,763
Veterans Housing Benefit Program Fund.....	41	.....	41	883	.....	883	378	.....	378
Insurance Funds:									
National Service Life.....	102	.....	102	767	.....	767	794	.....	794
Veterans Special Life.....	12	2	11	97	78	19	99	81	18
Other.....	16	.....	16	122	.....	122	59	.....	59
Total--Benefit Programs.....	1,009	104	905	39,956	868	39,087	33,911	924	32,987
Departmental Administration:									
Construction.....	123	.....	123	999	.....	999	592	.....	592
Information Technology Systems.....	171	.....	171	1,650	.....	1,650	1,593	.....	1,593
General Operating Expenses.....	139	(**)	139	1,693	(**)	1,693	1,318	(**)	1,318
Other.....	49	.....	49	285	.....	285	292	.....	292
Proprietary Receipts from the Public:									
National Service Life.....	.....	12	-12	.....	76	-76	.....	90	-90
Other.....	.....	268	-268	.....	2,351	-2,351	.....	2,872	-2,872
Intrabudgetary Transactions.....	-10	.....	-10	-20	.....	-20	-5	.....	-5
<b>Total--Department of Veterans Affairs.....</b>	<b>5,162</b>	<b>412</b>	<b>4,750</b>	<b>75,928</b>	<b>3,541</b>	<b>72,387</b>	<b>67,078</b>	<b>4,107</b>	<b>62,971</b>
<b>Corps of Engineers:</b>									
Construction.....	305	.....	305	2,045	.....	2,045	1,180	.....	1,180
Operation and Maintenance.....	299	.....	299	1,940	.....	1,940	1,639	.....	1,639
Flood Control and Coastal Emergencies.....	123	.....	123	930	.....	930	862	.....	862
Harbor Maintenance Trust Fund.....	.....	.....	.....	463	.....	463	.....	.....	.....
Rivers and Harbors Contributed Funds.....	27	.....	27	250	.....	250	249	.....	249
Other.....	78	.....	78	968	.....	968	821	.....	821
Proprietary Receipts from the Public.....	.....	33	-33	.....	384	-384	.....	313	-313
Intrabudgetary Transactions.....	1	.....	1	1	.....	1	-10	.....	-10
<b>Total--Corps of Engineers.....</b>	<b>832</b>	<b>33</b>	<b>799</b>	<b>6,596</b>	<b>384</b>	<b>6,213</b>	<b>4,740</b>	<b>313</b>	<b>4,427</b>
<b>Other Defense Civil Programs:</b>									
Military Retirement:									
Payment to Military Retirement Fund.....	(**)	.....	(**)	58,619	.....	58,619	51,125	.....	51,125
Military Retirement Fund.....	4,221	.....	4,221	33,702	.....	33,702	33,231	.....	33,231
Retiree Health Care:									
Payment to Department of Defense									
Medicare-Eligible Retiree Health Care Fund.....	.....	.....	.....	10,006	.....	10,006	10,660	.....	10,660
Department of Defense Medicare-Eligible Retiree Health Care Fund.....	578	.....	578	5,624	.....	5,624	5,772	.....	5,772
Educational Benefits.....	38	.....	38	312	.....	312	340	.....	340
Other.....	13	.....	13	154	.....	154	174	.....	174
Proprietary Receipts from the Public.....	.....	1	-1	.....	9	-9	.....	11	-11
Intrabudgetary Transactions.....	-389	.....	-389	-73,370	.....	-73,370	-61,576	.....	-61,576
<b>Total--Other Defense Civil Programs.....</b>	<b>4,461</b>	<b>1</b>	<b>4,460</b>	<b>35,047</b>	<b>9</b>	<b>35,038</b>	<b>39,726</b>	<b>11</b>	<b>39,715</b>
<b>Environmental Protection Agency:</b>									
Science and Technology.....	66	.....	66	552	.....	552	544	.....	544
Environmental Programs and Management.....	210	.....	210	1,672	.....	1,672	1,569	.....	1,569
State and Tribal Assistance Grants.....	512	.....	512	3,709	.....	3,709	2,178	.....	2,178
Payment to the Hazardous Substance Superfund.....	.....	.....	.....	1,281	.....	1,281	1,748	.....	1,748
Hazardous Substance Superfund.....	48	.....	48	424	.....	424	884	.....	884
Other.....	36	(**)	36	159	22	136	108	22	86
Proprietary Receipts from the Public.....	.....	-13	13	.....	16	-16	.....	59	-59
Intrabudgetary Transactions.....	-3	.....	-3	-1,269	.....	-1,269	-1,727	.....	-1,727
Offsetting Governmental Receipts.....	.....	6	-6	.....	26	-26	.....	15	-15
<b>Total--Environmental Protection Agency.....</b>	<b>869</b>	<b>-7</b>	<b>876</b>	<b>6,526</b>	<b>64</b>	<b>6,462</b>	<b>5,304</b>	<b>96</b>	<b>5,208</b>

**Table 5. Outlays of the U.S. Government, May 2010 and Other Periods - Continued**

Classification	[\$ millions]								
	This Month			Current Fiscal Year to Date			Prior Fiscal Year to Date		
	Gross Outlays	Applicable Receipts	Outlays	Gross Outlays	Applicable Receipts	Outlays	Gross Outlays	Applicable Receipts	Outlays
<b>Executive Office of the President:</b>									
The White House.....	4	.....	4	39	.....	39	37	.....	37
Office of Management and Budget.....	7	.....	7	63	.....	63	56	.....	56
Unanticipated Needs:									
Iraq Relief and Reconstruction Fund.....	44	.....	44	185	.....	185	241	.....	241
Other.....	(**)	.....	(**)	(**)	.....	(**)	.....	.....	.....
Other.....	17	.....	17	152	.....	152	145	(**)	145
Proprietary Receipts from the Public.....	.....	(**)	(**)	.....	(**)	(**)	.....	1	-1
Intrabudgetary Transactions.....	(**)	.....	(**)	(**)	.....	(**)	(**)	.....	(**)
<b>Total--Executive Office of the President.....</b>	<b>71</b>	<b>(**)</b>	<b>71</b>	<b>439</b>	<b>(**)</b>	<b>439</b>	<b>480</b>	<b>1</b>	<b>479</b>
<b>General Services Administration:</b>									
Real Property Activities.....	97	.....	97	487	.....	487	276	.....	276
Supply and Technology Activities.....	223	.....	223	-204	.....	-204	-72	.....	-72
General Activities.....	7	.....	7	153	.....	153	160	.....	160
Proprietary Receipts from the Public.....	.....	-4	4	.....	52	-52	.....	146	-146
Intrabudgetary Transactions.....	-1	.....	-1	-9	.....	-9	-9	.....	-9
<b>Total--General Services Administration.....</b>	<b>326</b>	<b>-4</b>	<b>329</b>	<b>427</b>	<b>52</b>	<b>375</b>	<b>354</b>	<b>146</b>	<b>208</b>
<b>International Assistance Programs:</b>									
Millennium Challenge Corporation.....	99	.....	99	639	.....	639	322	.....	322
International Security Assistance:									
Foreign Military Financing Program.....	102	.....	102	4,944	.....	4,944	4,591	.....	4,591
Economic Support Fund.....	426	.....	426	3,322	.....	3,322	3,566	.....	3,566
Other.....	61	1	60	579	113	466	591	128	464
<b>Total--International Security Assistance.....</b>	<b>588</b>	<b>1</b>	<b>587</b>	<b>8,844</b>	<b>113</b>	<b>8,731</b>	<b>8,748</b>	<b>128</b>	<b>8,621</b>
Multilateral Assistance:									
Contribution to the International Development Association.....	.....	.....	.....	.....	.....	.....	47	.....	47
Other.....	99	.....	99	886	.....	886	443	.....	443
Proprietary Receipts from the Public.....	.....	1	-1	.....	29	-29	.....	19	-19
<b>Total--Multilateral Assistance.....</b>	<b>99</b>	<b>1</b>	<b>98</b>	<b>886</b>	<b>29</b>	<b>858</b>	<b>490</b>	<b>19</b>	<b>471</b>
Agency for International Development:									
Development Assistance Program.....	131	.....	131	998	.....	998	936	.....	936
Assistance for Europe, Eurasia and Central Asia.....	40	.....	40	111	.....	111	2	.....	2
International Disaster Assistance.....	70	.....	70	528	.....	528	413	.....	413
Operating Expenses.....	69	.....	69	612	.....	612	481	.....	481
Other.....	81	38	43	852	303	549	1,063	324	739
Proprietary Receipts from the Public.....	.....	1	-1	.....	5	-5	.....	1	-1
Intrabudgetary Transactions.....	24	.....	24	40	.....	40	2	.....	2
<b>Total--Agency for International Development.....</b>	<b>415</b>	<b>39</b>	<b>376</b>	<b>3,142</b>	<b>308</b>	<b>2,834</b>	<b>2,896</b>	<b>325</b>	<b>2,571</b>
Overseas Private Investment Corporation:									
Overseas Private Investment Corporation Accounts.....	4	19	-15	50	164	-114	57	164	-107
Proprietary Receipts from the Public.....	.....	3	-3	.....	34	-34	.....	38	-38
<b>Total--Overseas Private Investment Corporation.....</b>	<b>4</b>	<b>22</b>	<b>-18</b>	<b>50</b>	<b>198</b>	<b>-148</b>	<b>57</b>	<b>202</b>	<b>-146</b>
Peace Corps.....	26	(**)	26	221	(**)	221	205	(**)	204
International Monetary Programs.....	287	.....	287	814	.....	814	-206	.....	-206
Military Sales Programs:									
Foreign Military Sales Trust Fund.....	1,784	.....	1,784	15,260	.....	15,260	13,977	.....	13,977
Other.....	(**)	.....	(**)	(**)	.....	(**)	.....	.....	.....
Proprietary Receipts from the Public.....	.....	1,100	-1,100	.....	16,247	-16,247	.....	15,172	-15,172
Other.....	22	(**)	22	157	(**)	156	198	(**)	198
<b>Total--International Assistance Programs.....</b>	<b>3,323</b>	<b>1,162</b>	<b>2,161</b>	<b>30,012</b>	<b>16,894</b>	<b>13,118</b>	<b>26,687</b>	<b>15,847</b>	<b>10,840</b>
<b>National Aeronautics and Space Administration:</b>									
Science.....	406	.....	406	3,546	.....	3,546	5,483	.....	5,483
Aeronautics.....	32	.....	32	303	.....	303	153	.....	153
Exploration.....	223	.....	223	2,351	.....	2,351	1,085	.....	1,085
Cross Agency Support.....	287	.....	287	2,016	.....	2,016	1,058	.....	1,058
Space Operations.....	426	.....	426	3,861	.....	3,861	4,290	.....	4,290
Other.....	13	.....	13	90	.....	90	18	.....	18
Proprietary Receipts from the Public.....	.....	(**)	(**)	.....	3	-3	.....	5	-5
Intrabudgetary Transactions.....	(**)	.....	(**)	(**)	.....	(**)	-7	.....	-7
<b>Total--National Aeronautics and Space Administration.....</b>	<b>1,386</b>	<b>(**)</b>	<b>1,386</b>	<b>12,169</b>	<b>3</b>	<b>12,166</b>	<b>12,080</b>	<b>5</b>	<b>12,075</b>
<b>National Science Foundation:</b>									
Research and Related Activities.....	429	.....	429	3,292	.....	3,292	2,930	.....	2,930
Education and Human Resources.....	37	.....	37	444	.....	444	413	.....	413
Other.....	57	.....	57	333	.....	333	306	.....	306
Proprietary Receipts from the Public.....	.....	8	-8	.....	41	-41	.....	34	-34
<b>Total--National Science Foundation.....</b>	<b>522</b>	<b>8</b>	<b>514</b>	<b>4,069</b>	<b>41</b>	<b>4,028</b>	<b>3,649</b>	<b>34</b>	<b>3,615</b>

**Table 5. Outlays of the U.S. Government, May 2010 and Other Periods - Continued**

Classification	[\$ millions]								
	This Month			Current Fiscal Year to Date			Prior Fiscal Year to Date		
	Gross Outlays	Applicable Receipts	Outlays	Gross Outlays	Applicable Receipts	Outlays	Gross Outlays	Applicable Receipts	Outlays
<b>Office of Personnel Management:</b>									
Government Payment for Annuity, Employees									
Health and Life Insurance Benefits .....	812	.....	812	6,297	.....	6,297	6,003	.....	6,003
Civil Service Retirement and Disability Fund .....	5,777	.....	5,777	46,271	.....	46,271	44,742	.....	44,742
Employees Life Insurance Fund .....	205	295	-90	1,727	2,660	-933	1,605	3,007	-1,402
Employees and Retired Employees Health Benefits Fund .....	3,062	3,301	-239	25,443	26,381	-938	24,567	24,641	-74
Other .....	15	.....	15	348	.....	348	115	.....	115
Proprietary Receipts from the Public .....	.....	(**)	(**)	.....	5	-5	.....	4	-4
Intrabudgetary Transactions:									
Postal Service Contributions .....	.....	.....	.....	-745	.....	-745	-686	.....	-686
Civil Service Retirement and Disability Fund:									
Other .....	-4	.....	-4	-38	.....	-38	-28	.....	-28
<b>Total--Office of Personnel Management .....</b>	<b>9,867</b>	<b>3,596</b>	<b>6,271</b>	<b>79,302</b>	<b>29,045</b>	<b>50,257</b>	<b>76,318</b>	<b>27,651</b>	<b>48,666</b>
<b>Small Business Administration:</b>									
Salaries and Expenses .....	58	.....	58	269	.....	269	91	(**)	91
Business Loans Program .....	57	.....	57	5,078	.....	5,078	1,675	.....	1,675
Disaster Loans Program .....	3	.....	3	341	.....	341	560	.....	560
Other .....	10	1	9	24	14	10	45	28	17
Proprietary Receipts from the Public .....	.....	(**)	(**)	.....	78	-78	.....	489	-489
Intrabudgetary Transactions .....	.....	.....	.....	.....	.....	.....	(**)	.....	(**)
<b>Total--Small Business Administration .....</b>	<b>128</b>	<b>1</b>	<b>127</b>	<b>5,712</b>	<b>91</b>	<b>5,620</b>	<b>2,371</b>	<b>517</b>	<b>1,853</b>
<b>Social Security Administration:</b>									
Payments to Social Security Trust Funds .....	30	.....	30	17,903	.....	17,903	15,365	.....	15,365
Supplemental Security Income Program .....	744	.....	744	33,553	.....	33,553	31,514	.....	31,514
Economic Recovery Payments .....	11	.....	11	93	.....	93	12,975	.....	12,975
Federal Old-Age and Survivors Insurance Trust Fund (Off-Budget):									
Benefit Payments .....	48,003	.....	48,003	379,554	.....	379,554	357,736	.....	357,736
Administrative Expenses .....	226	.....	226	2,361	.....	2,361	2,474	.....	2,474
<b>Total--FOASI Trust Fund .....</b>	<b>48,229</b>	<b>.....</b>	<b>48,229</b>	<b>381,915</b>	<b>.....</b>	<b>381,915</b>	<b>360,210</b>	<b>.....</b>	<b>360,210</b>
Federal Disability Insurance Trust Fund (Off-Budget):									
Benefit Payments .....	10,458	.....	10,458	81,346	.....	81,346	75,566	.....	75,566
Administrative Expenses .....	235	.....	235	1,949	.....	1,949	1,646	.....	1,646
<b>Total--FDI Trust Fund .....</b>	<b>10,693</b>	<b>.....</b>	<b>10,693</b>	<b>83,296</b>	<b>.....</b>	<b>83,296</b>	<b>77,212</b>	<b>.....</b>	<b>77,212</b>
Other .....	46	.....	46	332	.....	332	156	.....	156
Proprietary Receipts from the Public:									
On-Budget .....	.....	349	-349	.....	2,092	-2,092	.....	2,160	-2,160
Off-Budget .....	.....	12	-12	.....	77	-77	.....	70	-70
Intrabudgetary Transactions:									
Off-Budget? .....	-30	.....	-30	-17,902	.....	-17,902	-15,364	.....	-15,364
<b>Total--Social Security Administration .....</b>	<b>59,723</b>	<b>361</b>	<b>59,362</b>	<b>499,189</b>	<b>2,169</b>	<b>497,020</b>	<b>482,068</b>	<b>2,231</b>	<b>479,837</b>
<b>Other Independent Agencies:</b>									
Broadcasting Board of Governors .....	50	(**)	50	480	(**)	480	469	(**)	470
Corporation for National and Community Service .....	77	(**)	77	671	1	670	586	1	585
Corporation for Public Broadcasting .....	.....	.....	.....	506	.....	506	461	.....	461
District of Columbia:									
Courts .....	22	.....	22	197	.....	197	206	.....	206
General and Special Payments .....	29	(**)	29	454	(**)	454	466	(**)	466
Equal Employment Opportunity Commission .....	28	1	27	240	2	239	235	2	234
Export-Import Bank of the United States .....	-11	-40	29	913	510	404	459	721	-262
Federal Communications Commission:									
Universal Service Fund .....	713	.....	713	5,853	.....	5,853	5,378	.....	5,378
Spectrum Auction Program Account .....	(**)	.....	(**)	1	.....	1	2	.....	2
Other .....	35	3	33	240	19	221	215	13	203
Federal Deposit Insurance Corporation:									
Deposit Insurance Fund .....	14,419	1	14,418	-21,303	860	-22,163	13,158	7,939	5,219
FSLIC Resolution Fund .....	(**)	3	-3	36	40	-4	181	5	176
<b>Total--Federal Deposit Insurance Corporation .....</b>	<b>14,419</b>	<b>4</b>	<b>14,415</b>	<b>-21,267</b>	<b>900</b>	<b>-22,167</b>	<b>13,338</b>	<b>7,943</b>	<b>5,395</b>
Federal Drug Control Programs .....	26	.....	26	186	.....	186	205	.....	205
Federal Housing Finance Agency .....	9	.....	9	80	.....	80	5	.....	5
Intelligence Community Management Account .....	51	.....	51	851	.....	851	217	.....	217
Legal Services Corporation .....	36	.....	36	281	.....	281	254	.....	254
National Archives and Records Administration .....	30	2	28	303	12	291	285	13	271



**Table 5. Outlays of the U.S. Government, May 2010 and Other Periods - Continued**

Classification	[\$ millions]								
	This Month			Current Fiscal Year to Date			Prior Fiscal Year to Date		
	Gross Outlays	Applicable Receipts	Outlays	Gross Outlays	Applicable Receipts	Outlays	Gross Outlays	Applicable Receipts	Outlays
<b>Other Independent Agencies:—Continued</b>									
National Credit Union Administration .....	58	34	24	8,737	19,283	-10,546	45,550	27,486	18,064
National Endowment for the Arts .....	14	(**)	13	120	1	120	95	1	95
National Endowment for the Humanities .....	14	.....	14	100	(**)	99	97	1	96
Institute of Museum and Library Services .....	17	.....	17	160	(**)	160	170	(**)	170
National Labor Relations Board .....	21	(**)	21	184	(**)	183	173	(**)	173
Nuclear Regulatory Commission .....	80	130	-49	718	645	74	658	580	78
Postal Service:									
Off-Budget:									
Public Enterprise Funds .....	5,063	5,117	-54	46,967	47,059	-92	47,134	47,839	-705
Other .....	.....	.....	.....	184	.....	184	152	.....	152
Other .....	.....	.....	.....	118	(**)	118	118	.....	118
Railroad Retirement Board:									
Federal Windfall Subsidy .....	5	.....	5	42	.....	42	47	.....	47
Federal Payments to the Railroad Retirement Accounts .....	(**)	.....	(**)	355	.....	355	211	.....	211
Railroad Unemployment Insurance Trust Fund:									
Benefit Payments .....	6	.....	6	110	.....	110	87	.....	87
Transfer to Administrative Funds .....	1	.....	1	12	.....	12	10	.....	10
Rail Industry Pension Fund:									
Benefit Payments .....	374	.....	374	2,965	.....	2,965	2,862	.....	2,862
Advances from FOASDI Fund .....	-110	.....	-110	-882	.....	-882	-862	.....	-862
OASDI Certifications .....	110	.....	110	884	.....	884	862	.....	862
Transfer to Administrative Funds .....	5	.....	5	44	.....	44	42	.....	42
Other .....	(**)	.....	(**)	(**)	.....	(**)	(**)	.....	(**)
National Railroad Retirement Investment Trust:									
Administrative Expenses .....	1	.....	1	48	.....	48	50	.....	50
Transfers to the Railroad Retirement Trust Funds from the National Railroad Retirement Investment Trust .....	.....	.....	.....	1,339	.....	1,339	1,030	.....	1,030
Railroad Social Security Equivalent Benefit Account:									
Benefit Payments .....	520	.....	520	4,158	.....	4,158	4,048	.....	4,048
Transfer to Administrative Funds .....	2	.....	2	23	.....	23	22	.....	22
Other .....	3	.....	3	19	.....	19	131	.....	131
Proprietary Receipts from the Public .....	.....	249	-249	.....	2,704	-2,704	.....	-6,795	6,795
Intrabudgetary Transactions:									
Other .....	.....	.....	.....	-1,694	.....	-1,694	-1,241	.....	-1,241
<b>Total--Railroad Retirement Board .....</b>	<b>917</b>	<b>249</b>	<b>667</b>	<b>7,423</b>	<b>2,704</b>	<b>4,719</b>	<b>7,299</b>	<b>-6,795</b>	<b>14,094</b>
Securities and Exchange Commission .....	61	(**)	61	3	-1	4	355	(**)	354
Smithsonian Institution .....	74	.....	74	604	(**)	604	553	(**)	553
Tennessee Valley Authority .....	2,512	2,315	197	20,475	19,927	548	22,034	22,821	-787
Other .....	134	58	76	1,928	515	1,413	1,568	363	1,206
<b>Total--Other Independent Agencies .....</b>	<b>24,477</b>	<b>7,870</b>	<b>16,607</b>	<b>77,712</b>	<b>91,577</b>	<b>-13,865</b>	<b>148,741</b>	<b>100,989</b>	<b>47,752</b>
<b>Undistributed Offsetting Receipts:</b>									
Other Interest .....	.....	(**)	(**)	.....	(**)	(**)	.....	(**)	(**)
Employer Share, Employee Retirement:									
Department of Health and Human Services:									
Federal Hospital Insurance Trust Fund:									
Federal Employer Contributions .....	-275	.....	-275	-2,169	.....	-2,169	-2,035	.....	-2,035
Postal Service Employer Contributions .....	-59	.....	-59	-508	.....	-508	-546	.....	-546
Department of State:									
Foreign Service Retirement and Disability Fund .....	-21	.....	-21	-175	.....	-175	-152	.....	-152
Other Defense Civil Programs:									
Military Retirement Fund .....	-1,741	.....	-1,741	-17,886	.....	-17,886	-15,287	.....	-15,287
Department of Defense Medicare-Eligible:									
Retiree Health Care Fund .....	.....	.....	.....	-11,097	.....	-11,097	-10,644	.....	-10,644
Office of Personnel Management:									
Civil Service Retirement and Disability Fund .....	-1,690	.....	-1,690	-14,441	.....	-14,441	-13,426	.....	-13,426
Social Security Administration (Off-Budget):									
Federal Old-Age and Survivors Insurance Trust Fund:									
Federal Employer Contributions .....	-1,109	.....	-1,109	-8,318	.....	-8,318	-7,849	.....	-7,849
Federal Disability Insurance Trust Fund:									
Federal Employer Contributions .....	-189	.....	-189	-1,415	.....	-1,415	-1,333	.....	-1,333
Other .....	(**)	.....	(**)	(**)	.....	(**)	(**)	.....	(**)
<b>Total--Employer Share, Employee Retirement .....</b>	<b>-5,084</b>	<b>.....</b>	<b>-5,084</b>	<b>-56,009</b>	<b>.....</b>	<b>-56,009</b>	<b>-51,273</b>	<b>.....</b>	<b>-51,273</b>

**Table 5. Outlays of the U.S. Government, May 2010 and Other Periods - Continued**

Classification	[\$ millions]								
	This Month			Current Fiscal Year to Date			Prior Fiscal Year to Date		
	Gross Outlays	Applicable Receipts	Outlays	Gross Outlays	Applicable Receipts	Outlays	Gross Outlays	Applicable Receipts	Outlays
<b>Undistributed Offsetting Receipts:—Continued</b>									
Interest Received by Trust Funds:									
Judicial Branch:									
Judicial Survivors Annuity Fund .....	-1	.....	-1	-11	.....	-11	-14	.....	-14
Department of Health and Human Services:									
Federal Hospital Insurance Trust Fund .....	-6	.....	-6	-7,523	.....	-7,523	-8,004	.....	-8,004
Federal Supplementary Medical Insurance Trust Fund .....	-14	.....	-14	-1,523	.....	-1,523	-1,529	.....	-1,529
Department of Homeland Security:									
Oil Spill Liability Trust Fund .....	-8	.....	-8	-17	.....	-17	-20	.....	-20
Other .....	(**)	.....	(**)	-23	.....	-23	-39	.....	-39
Department of Labor:									
Unemployment Trust Fund .....	-10	.....	-10	-456	.....	-456	-1,948	.....	-1,948
Department of State:									
Foreign Service Retirement and Disability Fund .....	-1	.....	-1	-382	.....	-382	-390	.....	-390
Department of Transportation:									
Airport and Airway Trust Fund .....	-1	.....	-1	-102	.....	-102	-163	.....	-163
Department of Veterans Affairs:									
National Service Life Insurance Fund .....	-2	.....	-2	-240	.....	-240	-264	.....	-264
United States Government Life Insurance Fund .....	(**)	.....	(**)	-1	.....	-1	-1	.....	-1
Corps of Engineers .....	-22	.....	-22	-21	.....	-21	-70	.....	-70
Other Defense Civil Programs:									
Military Retirement Fund .....	-669	.....	-669	-8,262	.....	-8,262	715	.....	715
Educational Benefits Fund .....	-11	.....	-11	-40	.....	-40	-3	.....	-3
Armed Forces Retirement Home .....	-1	.....	-1	-6	.....	-6	2	.....	2
Environmental Protection Agency .....	(**)	.....	(**)	-154	.....	-154	-117	.....	-117
Office of Personnel Management:									
Civil Service Retirement and Disability Fund .....	-60	.....	-60	-18,470	.....	-18,470	-18,698	.....	-18,698
Social Security Administration (Off-Budget):									
Federal Old-Age and Survivors Insurance Trust Fund .....	-62	.....	-62	-54,097	.....	-54,097	-53,465	.....	-53,465
Federal Disability Insurance Trust Fund .....	-26	.....	-26	-5,117	.....	-5,117	-5,455	.....	-5,455
Independent Agencies:									
Railroad Retirement Board .....	-7	.....	-7	-36	.....	-36	-46	.....	-46
Other .....	-3	.....	-3	-21	.....	-21	-13	.....	-13
Other .....	-34	.....	-34	-46	.....	-46	-66	.....	-66
Total--Interest Received by Trust Funds .....	-938	.....	-938	-96,545	.....	-96,545	-89,587	.....	-89,587
Digital Television Transition and Public Safety Fund .....	.....	.....	.....	.....	197	-197	.....	16,690	-16,690
Rents and Royalties on the Outer Continental Shelf Lands .....	.....	95	-95	.....	2,121	-2,121	.....	2,927	-2,927
Total--Undistributed Offsetting Receipts .....	-6,023	95	-6,118	-152,554	2,317	-154,872	-140,859	19,616	-160,476
Total Outlays .....	314,680	31,958	282,722	2,645,664	364,109	2,281,556	2,624,048	258,963	2,365,085
Total On-Budget .....	252,110	26,829	225,281	2,220,152	316,972	1,903,179	2,222,805	211,054	2,011,751
Total Off-Budget .....	62,570	5,129	57,441	425,512	47,136	378,376	401,243	47,910	353,334
Total Surplus (+) or Deficit .....			-135,927			-935,606			-991,951
Total On-Budget .....			-130,943			-983,654			-1,081,461
Total Off-Budget .....			-4,984			+48,048			+89,510

**MEMORANDUM**

Receipts Offset Against Outlays (In Millions)

	Current Fiscal Year to Date	Comparable Period Prior Fiscal Year
Proprietary Receipts .....	216,586	75,518
Intrabudgetary Transactions .....	475,870	383,695
Governmental Receipts .....	4,823	21,156
Total Receipts Offset Against Outlays .....	697,279	480,369

<sup>1</sup>Outlays have been increased by \$2 million to reflect additional reporting by the Architect of the Capitol for the month of October 2008.

<sup>2</sup> Includes FICA and SECA tax credits, non-contributory military service credits, special benefits for the aged, and credit for the unnegotiated OASI benefit checks.

Note: This issue includes an additional reclassification of gifts and donations receipts which decreased Governmental Receipts in Receipts by \$15 million and correspondingly increased Proprietary Receipts from the Public in Outlays for prior months.

... No Transactions

(\*\*) Less than \$500,000

Note: Details may not add to totals due to rounding.

This Page Left Blank Intentionally

---

**Table 6. Means of Financing the Deficit or Disposition of Surplus by the U.S. Government, May 2010 and Other Periods**

Assets and Liabilities Directly Related to Budget Off-Budget Activity	[\$ millions]					
	Net Transactions (-) denotes net reduction of either liability or asset accounts			Account Balances Current Fiscal Year		
	This Month	Fiscal Year to Date		Beginning of		Close of This Month
This Year		Prior Year	This Year	This Month		
<b>Liability Accounts:</b>						
Borrowing from the Public:						
Treasury Securities, Issued Under General						
Financing Authorities:						
Debt Held by the Public .....	59,985	942,558	1,210,630	7,551,862	8,434,435	8,494,419
Intragovernmental Holdings .....	-16,185	140,152	86,245	4,357,967	4,514,304	4,498,120
Total Treasury Securities Outstanding .....	43,800	1,082,710	1,296,875	11,909,829	12,948,738	12,992,539
Plus Premium on Treasury Securities .....	-104	1,304	5,039	10,339	11,747	11,643
Less Discount on Treasury Securities .....	440	3,073	-2,103	69,851	72,484	72,924
Total Treasury Securities Net Of Premium and Discount .....	43,257	1,080,941	1,304,016	11,850,317	12,888,001	12,931,257
Agency Securities, Issued Under Special Financing						
Authorities (See Schedule B. for Other Agency						
Borrowing, See Schedule C) .....						
.....	186	636	-838	23,203	23,652	23,839
Total Federal Securities .....	43,443	1,081,576	1,303,178	11,873,520	12,911,653	12,955,096
Deduct:						
Federal Securities Held As Investments						
of Government Accounts (See Schedule D) .....						
.....	-16,225	138,401	90,861	4,355,292	4,509,918	4,493,694
Less Discount on Federal Securities Held As						
Investments of Government Accounts .....						
.....	421	-148	-1,666	25,467	24,899	25,319
Net Federal Securities Held As Investments						
of Government Accounts .....						
.....	-16,645	138,549	92,527	4,329,825	4,485,019	4,468,374
Total Borrowing from the Public .....	60,088	943,027	1,210,652	7,543,695	8,426,634	8,486,722
Accrued Interest Payable to the Public .....	-5,972	4,871	33	41,373	52,215	46,243
Allocations of Special Drawing Rights .....	-1,299	-3,886	-45	55,953	53,366	52,067
Deposit Funds .....	38	4,079	-15,415	9,965	14,006	14,044
Miscellaneous Liability Accounts (Includes Checks						
Outstanding Etc.) .....						
.....	-5,128	8,494	8,350	9,230	22,852	17,724
<b>Total Liability Accounts .....</b>	<b>47,727</b>	<b>956,585</b>	<b>1,203,575</b>	<b>7,660,215</b>	<b>8,569,073</b>	<b>8,616,800</b>
<b>Asset Accounts (Deduct)</b>						
Cash and Monetary Assets:						
U.S. Treasury Operating Cash: <sup>1</sup>						
Federal Reserve Account .....	-78,352	-88,399	-17,767	108,324	98,277	19,925
Supplementary Financing Program Account .....	(*)	35,014	-99,558	164,945	199,958	199,958
Tax and Loan Note Accounts .....	-17	-17	-37,141	1,996	1,996	1,979
Balance .....	-78,369	-53,403	-154,466	275,265	300,232	221,863
Special Drawing Rights:						
Total Holdings .....						
.....	-1,350	-3,562	-6	57,945	55,733	54,383
SDR Certificates Issued to Federal Reserve Banks .....						
.....	.....	.....	.....	-5,200	-5,200	-5,200
Balance .....	-1,350	-3,562	-6	52,745	50,533	49,183
Reserve Position on the U.S. Quota in the IMF:						
U.S. Subscription to International Monetary Fund:						
Direct Quota Payments .....						
.....	.....	.....	.....	46,525	46,525	46,525
Maintenance of Value Adjustments .....						
.....	-1,367	-4,088	-341	12,333	9,612	8,245
Letter of Credit Issued to IMF .....						
.....	474	-934	3,671	-42,802	-44,210	-43,736
Dollar Deposits with the IMF .....						
.....	11	-84	-7	-44	-139	-128
Receivable/payable (-) for Interim Maintenance						
of Value Adjustments .....						
.....	1,079	3,274	3,970	-2,543	-349	731
Balance .....	198	-1,832	7,293	13,469	11,439	11,637
Other Cash and Monetary Assets .....	-209	-781	355	28,394	27,822	27,612
Total Cash and Monetary Assets .....	-79,730	-59,578	-146,824	369,873	390,025	310,295
Non-Federal Securities of the National Railroad						
Retirement Investment Trust .....	198	994	-8,398	21,348	22,144	22,342
Net Activity, Guaranteed Loan Financing .....	-10,490	-12,008	2,780	-34,924	-36,442	-46,932
Net Activity, Direct Loan Financing .....	2,567	90,990	363,836	594,691	683,114	685,682
Miscellaneous Asset Accounts .....	-745	680	419	-573	852	107
<b>Total Asset Accounts .....</b>	<b>-88,200</b>	<b>21,079</b>	<b>211,814</b>	<b>950,415</b>	<b>1,059,694</b>	<b>971,494</b>
<b>Excess of Liabilities (+) or Assets (-) .....</b>	<b>135,927</b>	<b>935,506</b>	<b>991,761</b>	<b>6,709,800</b>	<b>7,509,379</b>	<b>7,645,306</b>
Transactions Not Applied to Current Year's Surplus						
or Deficit (See Schedule A for Details) .....						
.....	.....	100	190	.....	100	100
<b>Total Budget and Off-Budget Federal Entities</b>						
<b>(Financing of Deficit (+) or Disposition Of</b>						
<b>Surplus (-)) .....</b>						
.....	<b>135,927</b>	<b>935,606</b>	<b>991,951</b>	<b>6,709,800</b>	<b>7,509,479</b>	<b>7,645,406</b>

<sup>1</sup>Major sources of information used to determine Treasury's operating cash balance include Federal Reserve Banks, the Treasury Regional Finance Centers, the Internal Revenue Service Centers, the Bureau of the Public Debt and various electronic systems. Deposits are reflected as received and withdrawals are reflected as processed.

... No Transactions  
Note: Details may not add to totals due to rounding.

**Table 6. Schedule A-Analysis of Change in Excess of Liabilities of the U.S. Government, May 2010 and Other Periods**

Classification	[\$ millions]		
	This Month	Fiscal Year to Date	
		This Year	Prior Year
Excess of Liabilities Beginning of Period:			
Based on Composition of Unified Budget in			
Preceding Period .....	7,509,379	6,711,199	5,294,525
Adjustments During Current Fiscal Year for			
Changes in Composition of Unified Budget:			
Revisions by Federal Agencies to the Prior Budget Results .....	(**)	-1,398	-10
Excess of Liabilities Beginning of Period (Current Basis).....	<u>7,509,379</u>	<u>6,709,800</u>	<u>5,294,516</u>
Budget Surplus (-) or Deficit:			
Based on Composition of Unified Budget in Prior Fiscal Yr.....	135,927	935,606	991,951
Total Surplus (-) or Deficit (Table 2).....	<u>135,927</u>	<u>935,606</u>	<u>991,951</u>
Total-On-Budget (Table 2).....	<u>130,943</u>	<u>983,654</u>	<u>1,081,461</u>
Total-Off-Budget (Table 2).....	<u>4,984</u>	<u>-48,048</u>	<u>-89,510</u>
Transactions Not Applied to Current Year's Surplus or Deficit:			
Seigniorage .....	.....	-100	-190
Reclassification of Aged Unreconciled Accounts .....	.....	(**)	.....
Total-Transactions Not Applied to Current Year's			
Surplus or Deficit .....	.....	-100	-190
Excess of Liabilities Close of Period .....	<u>7,645,306</u>	<u>7,645,306</u>	<u>6,286,277</u>

... No Transactions  
 (\*\*) Less than \$500,000.

Note: Details may not add to totals due to rounding.

**Table 6. Schedule B-Securities Issued by Federal Agencies Under Special Financing Authorities, May 2010 and Other Periods**

Classification	[\$ millions]					
	This Month	Net Transactions (-) denotes net reduction of liability accounts		Account Balances Current Fiscal Year		
		Fiscal Year to Date		Beginning of		Close of This Month
This Year		Prior Year	This Year	This Month		
Agency Securities, Issued Under Special Financing Authorities:						
Obligations Guaranteed by the United States, Issued By:						
Department of Housing and Urban Development:						
Federal Housing Administration .....	-23	-23	-37	33	33	10
Obligations Not Guaranteed by the United States, Issued By:						
Legislative Branch:						
Architect of the Capitol.....	1	(**)	(**)	144	142	143
Independent Agencies:						
Federal Communications Commission.....	.....	.....	.....	(**)	(**)	(**)
National Archives and Records Administration .....	.....	-6	-6	193	186	186
Tennessee Valley Authority .....	208	665	-795	22,834	23,291	23,499
Total Agency Securities .....	<u>186</u>	<u>636</u>	<u>-838</u>	<u>23,203</u>	<u>23,652</u>	<u>23,839</u>

... No Transactions  
 (\*\*) Less than \$500,000.

Note: Details may not add to totals due to rounding.

**Table 6. Schedule C (Memorandum)-Federal Agency Borrowing Financed Through the Issue of Treasury Securities, May 2010 and Other Periods**

Classification	[\$ millions]					
	This Month	Transactions		Account Balances Current Fiscal Year		
		Fiscal Year to Date		Beginning of		Close of
	This Year	Prior Year	This Year	This Month	This Month	
<b>Borrowing from the Treasury:</b>						
Department of Agriculture:						
Farm Service Agency:						
Commodity Credit Corporation.....	-355	-2,170	416	3,503	1,688	1,333
Agricultural Credit Insurance Fund.....	709	1,602	1,479	7,521	8,414	9,123
Farm Storage Facility Loans.....	.....	243	43	592	836	836
Apple Loans Fund.....	.....	.....	.....	(**)	(**)	(**)
Emergency Boll Weevil Loan Fund.....	.....	(**)	.....	(**)	(**)	(**)
Rural Housing Service:						
Rural Housing Insurance.....	205	1,263	768	13,610	14,668	14,873
Rural Community Facility Loans Fund.....	29	240	237	2,976	3,187	3,217
Multifamily Housing Revitalization Loan Account.....	3	30	50	89	116	118
Rural Business - Cooperative Service:						
Rural Business and Industry Loans.....	.....	.....	.....	83	83	83
Rural Development Loan Fund.....	4	11	11	289	296	300
Rural Economic Development Loan Fund.....	2	13	12	110	121	123
Rural Utilities Service:						
Rural Water and Waste Disposal Fund.....	44	557	476	8,654	9,167	9,211
Rural Electrification and Telecommunications Fund.....	46	471	2,231	16,516	16,941	16,987
Rural Telephone Bank.....	1	22	38	488	509	509
Distance Learning and Telemedicine Program.....	9	83	51	416	490	499
Foreign Agricultural Service.....	.....	.....	5	778	778	778
Department of Commerce:						
National Oceanic and Atmospheric Administration:						
Fisheries Finance.....	(**)	54	31	482	536	536
Fishing Vessel Obligations.....	.....	.....	.....	5	5	5
National Telecommunications and Information Administration:						
Digital Television Transition and Public Safety Fund.....	.....	.....	-5	.....	.....	.....
Department of Defense - Military:						
Arms Initiative Loans.....	.....	.....	.....	1	1	1
Family Housing Improvement Loans.....	8	90	108	383	465	473
Department of Education:						
College Housing and Academic Facilities Loans.....	.....	(**)	(**)	72	72	72
Federal Direct Student Loans.....	2,000	43,158	35,598	179,096	220,253	222,253
Teach Grant Loans.....	3	65	34	68	131	134
Temporary Student Loan Purchase Authority.....	.....	27,708	24,249	54,221	81,929	81,929
Federal Family Education Loans.....	.....	612	68	1,462	2,074	2,074
Department of Energy:						
Bonneville Power Administration Fund.....	37	246	-75	2,130	2,339	2,376
Western Area Power Administration - Recovery Act.....	3	38	.....	.....	35	38
Department of Health and Human Services:						
Health Education Assistance Loans.....	.....	-1	.....	2	(**)	(**)
Department of Homeland Security:						
National Flood Insurance Fund.....	.....	-250	1,988	19,000	18,750	18,750
Disaster Assistance Loan Fund.....	.....	.....	3	4	4	4
Department of Housing and Urban Development:						
Public and Indian Housing Programs:						
Low-Rent Public Housing - Loans and Other Expenses.....	.....	.....	1	5	5	5
Housing Programs:						
Federal Housing Administration.....	.....	.....	275	4,420	4,420	4,420
Green Retrofit Program for Multifamily Housing-Recovery Act.....	.....	26	.....	.....	26	26
Department of the Interior:						
Helium Fund.....	.....	.....	.....	252	252	252
Bureau of Reclamation Loan Fund.....	.....	1	(**)	49	50	50
Bureau of Indian Affairs.....	.....	.....	.....	8	8	8
Assistance to American Samoa Loan Fund.....	.....	.....	.....	7	7	7
Department of Labor:						
Black Lung Disability Trust Fund.....	.....	.....	6,371	6,158	6,158	6,158
Department of State:						
Repatriation Loans.....	.....	1	(**)	2	3	3
Department of Transportation:						
Essential Air Service and Rural Airport Improvement Fund.....	.....	.....	-15	.....	.....	.....
Federal Aviation Administration:						
Aircraft Purchase Loan Guarantee Program.....	.....	.....	.....	(**)	(**)	(**)
Federal Highway Administration:						
Transportation Infrastructure Finance and Innovation Fund.....	32	323	125	1,927	2,218	2,251
Federal Railroad Administration:						
Railroad Rehabilitation and Improvement Loan Fund.....	4	23	44	379	399	403
Other.....	.....	.....	.....	(**)	(**)	(**)
Maritime Administration:						
Ocean Freight Differential.....	2	-134	36	149	13	15
Maritime Guaranteed Loan (Title XI) Fund.....	.....	183	29	21	204	204
Department of Treasury:						
Departmental Offices:						
Community Development Financial Institutions Fund.....	.....	.....	2	41	41	41
Housing and Economic Recovery Programs.....	-6,730	39,385	162,257	208,916	255,031	248,301
Temporary Credit and Liquidity Program.....	.....	18,691	.....	.....	18,691	18,691
Troubled Assets Insurance Financing Fund.....	.....	1,658	751	774	2,433	2,433
Troubled Asset Relief Program.....	.....	45,799	190,696	142,561	188,359	188,359
Federal Financing Bank Revolving Fund.....	261	-7,167	19,523	47,107	39,679	39,940

**Table 6. Schedule C (Memorandum)-Federal Agency Borrowing Financed Through the Issue of Treasury Securities, May 2010 and Other Periods**

Classification	[\$ millions]					
	This Month	Transactions		Account Balances Current Fiscal Year		
		Fiscal Year to Date		Beginning of		Close of This Month
		This Year	Prior Year	This Year	This Month	
<b>Borrowing from the Treasury:—Continued</b>						
Department of Veterans Affairs:						
Veterans Housing Benefit Program Fund.....		1,323	1,543	1,491	2,815	2,815
Native American Veteran Housing Fund.....		18	16	52	70	70
Vocational Rehabilitation Loan Fund.....		2	3	2	4	4
Corps of Engineers:						
Washington Aqueduct.....		-2	(**)	8	6	6
Environmental Protection Agency:						
Abatement, Control, and Compliance Loan Program.....		-2	-1	10	8	8
General Services Administration:						
Land Acquisition and Development Fund.....				(**)	(**)	(**)
International Assistance Program:						
International Security Assistance:						
Foreign Military Loan Program.....			58	8	8	8
Military Debt Reduction.....				30	30	30
Agency for International Development:						
International Debt Reduction.....				477	477	477
Development Credit Authority Loan Fund.....				(**)	(**)	(**)
Overseas Private Investment Corporation.....	3	374	240	1,007	1,377	1,381
Small Business Administration:						
Business Loan Fund.....		1,169	742	2,953	4,122	4,122
Disaster Loan Fund.....		-498	-573	7,920	7,421	7,421
Independent Agencies:						
Export-Import Bank of the United States.....	33	1,565	1,013	3,805	5,337	5,370
Federal Communications Commission:						
Spectrum Auction Loan Fund.....				46	46	46
National Credit Union Administration.....		-310		1,000	690	690
Presidio Trust Fund.....				50	50	50
Railroad Retirement Board:						
Social Security Equivalent Benefit Account.....	296	2,518	2,367	3,359	5,582	5,877
Smithsonian Institution:						
John F. Kennedy Center Parking Facilities.....				20	20	20
<b>Total Agency Borrowing from the Treasury</b>						
<b>Financed Through Treasury Securities Issued.....</b>		<b>-3,351</b>	<b>179,032</b>	<b>453,318</b>	<b>747,566</b>	<b>929,950</b>
<b>Borrowing from the Federal Financing Bank:</b>						
Department of Agriculture:						
Rural Utilities Service:						
Rural Electrification and Telecommunications Fund.....	166	2,316	1,790	28,438	30,589	30,754
Department of Defense - Military:						
Department of the Navy.....				1,624	1,624	1,624
Defense Agencies.....			-14	-1,624	-1,624	-1,624
Department of Education:						
Historically Black College and University Capital Financing Fund.....	2	107	61	452	557	559
Department of Energy:						
Title 17 Innovative Technology Loans.....	114	1,167		908	1,960	2,074
Department of Health and Human Services:						
Health Maintenance Organization Loan and Loan Guarantee Fund.....				(**)	(**)	(**)
Department of Housing and Urban Development:						
Low-Rent Housing - Loans and Other Expenses.....		-587	-104	587		
Department of Transportation:						
Railroad Rehabilitation and Improvement Loan Fund.....		(**)	(**)	2	2	2
Department of Veterans Affairs:						
Guaranteed Transitional Housing for Homeless Veterans.....		(**)	(**)	5	5	5
General Services Administration:						
Federal Buildings Fund.....	(**)	-38	-32	2,026	1,988	1,989
International Assistance Program:						
Foreign Military Financing Program.....	(**)	-69	-76	545	477	476
Small Business Administration:						
Business Loan Fund.....	(**)	-2	-3	5	3	3
Independent Agencies:						
National Credit Union Administration.....		-8,288	17,588	18,384	10,096	10,096
Postal Service.....		-21	-3,001	10,200	7,220	7,199
<b>Total Borrowing from the Federal Financing Bank.....</b>	<b>260</b>	<b>-8,396</b>	<b>18,242</b>	<b>61,552</b>	<b>52,897</b>	<b>53,157</b>

Note: This table includes lending by the Federal Financing Bank accomplished by the purchase of agency financial assets, by the acquisition of agency debt securities, and by direct loans on behalf of an agency. The Federal Financing Bank borrows from Treasury and issues its own securities and in turn may loan these funds to agencies in lieu of agencies borrowing directly through Treasury or issuing their own securities.

... No Transactions

(\*\* ) Less than \$500,000

Note: Details may not add to totals due to rounding.

**Table 6. Schedule D-Investments of Federal Government Accounts in Federal Securities, May 2010 and Other Periods**

Classification	[\$ millions]					
	Net Purchases or Sales (-)			Securities Held as investments Current Fiscal Year		
	This Month	Fiscal Year to Date		Beginning of		Close of This Month
This Year		Prior Year	This Year	This Month		
<b>Federal Funds:</b>						
Department of Agriculture .....	-177	693	22	118	988	811
Department of Commerce .....	.....	3	3	.....	3	3
Department of Defense-Military:						
Defense Cooperation Account .....	(**)	(**)	7	7	7	7
Department of Energy .....	697	2,498	1,374	49,499	51,300	51,996
Department of Health and Human Services .....	.....	5	2,112	2,114	2,119	2,119
Department of Housing and Urban Development:						
Housing Programs:						
Federal Housing Administration Fund .....	-8,980	-7,660	966	10,668	11,988	3,009
Government National Mortgage Association:						
Guarantees of Mortgage-Backed Securities .....	(**)	67	-138	9,257	9,324	9,324
Department of the Interior .....	46	410	199	7,006	7,370	7,415
Department of Labor .....	931	289	-1,882	15,048	14,405	15,337
Department of Transportation .....	27	152	101	1,301	1,425	1,453
Department of the Treasury .....	-41	679	-67	21,365	22,085	22,044
Department of Veterans Affairs:						
Canteen Service Revolving Fund .....	.....	.....	-26	.....	.....	.....
Veterans Reopened Insurance Fund .....	-3	-18	-19	331	316	313
Servicemen's Group Life Insurance Fund .....	.....	(**)	(**)	1	1	1
Other Defense Civil Programs:						
Uniformed Services Retiree Health Care Fund .....	-31	17,390	14,624	126,821	144,242	144,211
Office of Personnel Management:						
Postal Service Contributions .....	.....	745	686	35,115	35,861	35,861
Independent Agencies:						
Federal Deposit Insurance Corporation:						
Deposit Insurance Fund .....	-14,418	22,157	-5,351	23,087	59,661	45,243
FSLIC Resolution Fund .....	(**)	31	-2	3,313	3,344	3,344
Federal Housing Finance Agency .....	-12	53	59	38	103	91
National Credit Union Administration .....	-24	1,941	-505	9,567	11,532	11,508
Postal Service .....	2	-3,048	-405	4,249	1,199	1,201
Tennessee Valley Authority .....	(**)	(**)	.....	25	25	25
Other .....	131	2	-5	14,210	14,080	14,211
Other .....	-152	243	208	8,402	8,797	8,645
Total Treasury Securities .....	-22,003	36,632	11,960	341,540	400,175	378,172
<b>Total Federal Funds .....</b>	<b>-22,003</b>	<b>36,632</b>	<b>11,960</b>	<b>341,540</b>	<b>400,175</b>	<b>378,172</b>
<b>Trust Funds:</b>						
Legislative Branch:						
Library of Congress .....	(**)	4	-4	37	41	41
United States Tax Court .....	(**)	1	(**)	10	10	10
Other .....	-1	3	5	33	37	35
Judicial Branch:						
Judicial Retirement Funds .....	5	58	59	824	877	882
Department of Agriculture .....	-1	-33	16	46	14	13
Department of Defense-Military:						
Voluntary Separation Incentive Fund .....	-10	15	15	460	485	474
Other .....	-3	(**)	-7	368	372	369
Department of Health and Human Services:						
Federal Hospital Insurance Trust Fund .....	-910	-16,645	-1,696	309,702	293,967	293,057
Federal Supplementary Medical Insurance Trust Fund .....	6,197	8,204	3,916	61,764	63,770	69,968
Other .....	30	62	119	2,932	2,965	2,994



**Table 6. Schedule D-Investments of Federal Government Accounts in Federal Securities, May 2010 and Other Periods**

Classification	[\$ millions]					
	Net Purchases or Sales (-)			Securities Held as Investments Current Fiscal Year		
	This Month	Fiscal Year to Date		Beginning of		Close of This Month
This Year		Prior Year	This Year	This Month		
<b>Trust Funds:—Continued</b>						
Department of Homeland Security.....	-45	2	128	3,380	3,427	3,382
Department of the Interior .....	4	(**)	-22	40	35	39
Department of Labor:						
Unemployment Trust Fund .....	10,917	4,487	-34,292	19,628	13,199	24,116
Other .....	-10	-17	-25	64	57	47
Department of State:						
Foreign Service Retirement and Disability Fund .....	-45	173	174	15,334	15,552	15,507
Other .....	1	(**)	2	37	37	38
Department of Transportation:						
Airport and Airway Trust Fund .....	133	-1,305	-303	7,829	6,391	6,525
Highway Trust Fund.....	-469	16,300	-3,709	11,484	28,254	27,784
Other .....	(**)	(**)	(**)	(**)	(**)	.....
Department of Treasury.....	-61	-85	-69	1,033	1,009	948
Department of Veterans Affairs:						
General Post Fund, National Homes .....	-9	-6	6	78	81	72
National Service Life Insurance .....	-78	-437	-431	8,735	8,376	8,298
United States Government Life Insurance Fund .....	(**)	-3	-4	26	23	23
Veterans Special Life Insurance Fund .....	-11	-19	-17	2,001	1,993	1,982
Corps of Engineers .....	81	261	912	5,158	5,338	5,419
Other Defense Civil Programs:						
Military Retirement Fund.....	-1,657	48,576	31,550	240,807	291,040	289,383
Other .....	4	35	106	2,076	2,107	2,111
Environmental Protection Agency.....	-41	1,046	1,109	6,642	7,728	7,687
National Aeronautics and Space Administration .....	.....	(**)	(**)	15	15	15
Office of Personnel Management:						
Civil Service Retirement and Disability Fund:						
Treasury Securities.....	-3,713	-10,617	-9,827	754,244	747,340	743,627
Employees Life Insurance Fund.....	55	900	1,376	36,146	36,991	37,046
Employees and Retired Employees Health Benefits Fund.....	237	942	68	15,369	16,074	16,311
Social Security Administration:						
Federal Old-Age and Survivors Insurance Trust Fund .....	-2,150	62,239	94,004	2,296,316	2,360,705	2,358,555
Federal Disability Insurance Trust Fund.....	-2,517	-12,928	-4,752	207,932	197,521	195,004
Independent Agencies:						
Harry S. Truman Memorial Scholarship Trust Fund .....	-1	-2	(**)	56	55	54
Japan-United States Friendship Commission .....	.....	1	5	38	39	39
Railroad Retirement Board:						
Treasury Securities.....	-147	447	407	2,310	2,905	2,758
Agency Securities .....	.....	2	-4	1	3	3
Other .....	-7	108	86	800	915	908
Total Treasury Securities .....	5,779	101,768	78,905	4,013,751	4,109,740	4,115,519
Total Agency Securities .....	.....	2	-4	1	3	3
<b>Total Trust Funds .....</b>	<b>5,779</b>	<b>101,770</b>	<b>78,901</b>	<b>4,013,752</b>	<b>4,109,743</b>	<b>4,115,522</b>
<b>Grand Total .....</b>	<b>-16,225</b>	<b>138,401</b>	<b>90,861</b>	<b>4,355,292</b>	<b>4,509,918</b>	<b>4,493,694</b>

... No Transactions  
 (\*\* ) Less than \$500,000

Note: Investments are in Treasury securities unless otherwise noted.  
 Note: Details may not add to totals due to rounding.

**Table 6. Schedule E-Net Activity, Guaranteed and Direct Loan Financing, May 2010 and Other Periods**

Classification	[\$ millions]					
	Net Transactions (-) denotes net reduction of liability accounts			Account Balances Current Fiscal Year		
	This Month	Fiscal Year to Date		Beginning of		Close of
	This Year	Prior Year	This Year	This Month	This Month	
<b>Guaranteed Loan Financing Activity:</b>						
Department of Agriculture:						
Farm Service Agency:						
Commodity Credit Corporation Export Fund .....	21	120	-102	153	252	274
Agricultural Credit Insurance Fund .....	-3	-15	-18	-331	-343	-347
Rural Housing Service:						
Rural Community Facility Loans .....	(**)	6	1	-27	-20	-21
Rural Housing Insurance Fund .....	-39	-402	-97	-1,000	-1,363	-1,402
Rural Business-Cooperative Service:						
Rural Business and Industry Loans .....	-8	-9	19	-156	-156	-165
Renewable Energy Guaranteed Loan Account .....	(**)	-1	(**)	-7	-8	-8
Biorefinery Assistance Loan Account .....	.....	-27	-27	.....	-27	-27
Rural Utilities Service:						
Rural Water and Waste Disposal Fund .....	(**)	1	1	-23	-22	-22
Department of Commerce:						
General Administration:						
Emergency Oil, Gas, and Steel Account .....	.....	.....	56	5	5	5
National Oceanic and Atmospheric Administration:						
Fishing Vessel Obligations .....	.....	(**)	-1	3	3	3
Department of Defense-Military .....	.....	4	4	-23	-19	-19
Department of Education:						
Office of Student Financial Assistance:						
Federal Family Education Loans .....	-579	-1,928	1,820	-6,025	-7,375	-7,954
Department of Health and Human Services:						
Health Resources and Services Administration:						
Health Center Loans .....	.....	.....	.....	-2	-2	-2
Health Education Assistance Loans .....	2	5	3	-65	-61	-60
Department of Housing and Urban Development:						
Public and Indian Housing Programs:						
Indian Housing Loans .....	(**)	-3	-6	-39	-43	-42
Native Hawaiian Housing Loans .....	(**)	(**)	(**)	(**)	-1	-1
Community Planning and Development:						
Community Development Loans .....	(**)	15	3	-102	-86	-87
Housing Programs:						
FHA-Mutual Mortgage Insurance Loans .....	-9,759	-8,582	-1,391	-18,493	-17,316	-27,075
FHA-General and Special Risk Fund .....	-646	-176	548	-5,443	-4,973	-5,618
Home Ownership Preservation Entity Fund .....	(**)	-2	(**)	-1	-2	-3
Government National Mortgage Association:						
Guarantees of Mortgaged-Backed Securities .....	39	41	-315	-868	-866	-827
Department of the Interior:						
Bureau of Indian Affairs .....	(**)	-21	2	-34	-56	-56
Department of Transportation:						
Office of the Secretary:						
Minority Business Resource Center Fund .....	.....	(**)	(**)	(**)	(**)	(**)
Federal Highway Administration:						
Transportation Infrastructure Finance and Innovation Fund .....	.....	.....	.....	(**)	(**)	(**)
Maritime Administration:						
Maritime Guaranteed Loan (Title XI) Fund .....	(**)	230	-41	-229	1	1
Department of the Treasury:						
Departmental Offices:						
Air Transportation Stabilization Fund .....	.....	.....	.....	(**)	(**)	(**)
Troubled Assets Insurance Financing Fund .....	.....	1,796	644	592	2,388	2,388
Department of Veterans Affairs:						
Veterans Benefits Administration:						
Veterans Housing Benefit Program Fund .....	66	-343	672	-2,577	-2,986	-2,920
Guaranteed Transitional Housing Loans for Homeless Veterans .....	(**)	(**)	(**)	(**)	(**)	(**)
International Assistance Program:						
Agency for International Development:						
Loan Guarantees to Israel .....	.....	.....	.....	-1,233	-1,233	-1,233
Urban and Environmental Credit Guaranteed Loans .....	1	1	1	-102	-102	-101
Microenterprise and Small Enterprise Development .....	.....	(**)	(**)	-1	-1	-1
Development Credit Authority Loan Fund .....	(**)	(**)	-2	-43	-43	-43
Loan Guarantees to Egypt .....	.....	.....	.....	-192	-192	-192
Overseas Private Investment Corporation .....	-9	-9	-39	-128	-127	-136
Small Business Administration:						
Business Loan Fund .....	431	-2,031	1,077	2,337	-126	306
Independent Agencies:						
Export-Import Bank of the United States .....	-6	-677	-30	-869	-1,540	-1,546
<b>Net Activity, Guaranteed Loan Financing .....</b>	<b>-10,490</b>	<b>-12,008</b>	<b>2,780</b>	<b>-34,924</b>	<b>-36,442</b>	<b>-46,932</b>
<b>Direct Loan Financing Activity:</b>						
Department of Agriculture:						
Farm Service Agency:						
Agricultural Credit Insurance Fund .....	110	-282	25	5,956	5,564	5,674
Farm Storage Facility Loans .....	2	88	28	409	495	497
Apple Loans Fund .....	.....	(**)	(**)	(**)	(**)	(**)
Emergency Boll Weevil Loan Fund .....	.....	(**)	(**)	(**)	(**)	(**)
Natural Resources Conservation Service:						
Agricultural Resource Conservation Demonstration Program .....	.....	.....	.....	(**)	(**)	(**)
Rural Housing Service:						
Rural Community Facility Loans Fund .....	10	76	98	2,596	2,662	2,672
Rural Housing Insurance Fund .....	114	483	43	13,189	13,558	13,672
Multifamily Housing Revitalization Loan Account .....	2	16	23	68	82	83

**Table 6. Schedule E-Net Activity, Guaranteed and Direct Loan Financing, May 2010 and Other Periods**

[\$ millions]

Classification	Net Transactions (-) denotes net reduction of liability accounts			Account Balances Current Fiscal Year		
	This Month	Fiscal Year to Date		Beginning of		Close of This Month
		This Year	Prior Year	This Year	This Month	
<b>Direct Loan Financing Activity:—Continued</b>						
Department of Agriculture:—Continued						
Rural Business-Cooperative Service:						
Rural Business and Industry Loan Fund .....	(**)	-2	-3	19	18	17
Rural Development Loan Fund .....	-1	-5	-4	280	276	275
Rural Economic Development Loan Fund .....	(**)	-1	-1	91	91	91
Rural Utilities Service:						
Rural Water and Waste Disposal Loans .....	-10	127	103	7,588	7,724	7,715
Rural Electrification and Telecommunications Fund .....	122	2,588	2,803	35,445	37,912	38,034
Rural Telephone Bank .....	-3	-19	-10	434	418	414
Distance Learning and Telemedicine Program .....	2	45	15	372	415	417
Rural Development Insurance Fund .....	.....	.....	.....	1,065	1,065	1,065
Foreign Agricultural Service:						
P.I. 480 Direct Loan Fund .....	-1	-121	-156	647	527	526
International Debt Reduction .....	-1	-29	-14	75	47	46
Department of Commerce:						
National Oceanic and Atmospheric Administration:						
Fisheries Finance .....	-3	-21	3	482	464	462
Department of Defense-Military .....	17	69	104	383	434	451
Department of Education:						
Office of Postsecondary Education:						
College Housing and Academic Facilities Loans.....	(**)	(**)	-1	11	11	11
Historically Black College and University Capital Financing Fund.....	2	101	62	146	245	247
Office of Student Financial Assistance:						
Federal Direct Student Loans .....	2,167	26,447	14,932	147,002	171,283	173,450
Teach Grant Loans .....	5	65	26	50	110	115
Temporary Student Loan Purchase Authority .....	3,697	38,783	27,306	56,876	91,963	95,659
Department of Energy:						
Advanced Technology Vehicles Manufacturing Loans.....	47	444	.....	420	816	864
Title 17 Innovative Technology Loans.....	47	291	.....	20	264	311
Department of Homeland Security:						
Disaster Assistance Loan Fund .....	.....	1	1	4	5	5
Department of Housing and Urban Development:						
Housing Programs:						
FHA-Mutual Mortgage Insurance Loans .....	.....	(**)	(**)	-4	-4	-4
FHA-General and Special Risk Fund .....	.....	.....	.....	(**)	(**)	(**)
Green Retrofit Program for Multifamily Housing Fund.....	-4	-6	.....	.....	-2	-6
Department of the Interior:						
Bureau of Reclamation .....	-2	-6	-5	50	45	44
Bureau of Indian Affairs .....	(**)	-1	-1	7	6	6
Assistance to American Samoa Loan Fund .....	.....	-2	-3	7	5	5
Department of State:						
Administration of Foreign Affairs:						
Repatriation Loans.....	(**)	(**)	-1	-7	-8	-8
Department of Transportation:						
Federal Highway Administration:						
Transportation Infrastructure Finance and Innovation Fund.....	-120	155	125	1,913	2,188	2,068
Federal Railroad Administration:						
Railroad Rehabilitation and Improvement Loan Fund .....	4	11	33	376	383	387
Department of the Treasury:						
Departmental Offices:						
Community Development Financial Institutions Fund .....	(**)	-3	-2	41	38	38
GSE Mortgage-Backed Securities Purchase Program.....	3,837	9,569	140,601	176,027	181,759	185,596
Temporary Credit and Liquidity Program .....	-3	15,378	.....	.....	15,380	15,378
Troubled Asset Relief Program.....	-7,393	-3,698	177,684	129,318	133,013	125,620
Financial Management Service.....	.....	.....	.....	(**)	(**)	(**)
Department of Veterans Affairs:						
Veterans Benefits Administration:						
Veterans Housing Benefit Program Fund.....	13	29	-49	1,482	1,497	1,511
Native American Veteran Housing Fund.....	(**)	5	3	48	54	54
Vocational Rehabilitation Loan Fund .....	(**)	(**)	(**)	1	1	1
Environmental Protection Agency:						
Abatement, Control, and Compliance Loan Program.....	-1	-5	-3	10	5	4
International Assistance Program:						
International Security Assistance:						
Foreign Military Loan Program.....	.....	.....	58	7	7	7
Military Debt Reduction.....	.....	.....	.....	29	29	29
Agency for International Development:						
International Debt Reduction .....	(**)	-22	-29	214	192	192
Overseas Private Investment Corporation .....	-2	282	109	748	1,032	1,030
Small Business Administration:						
Business Loan Fund .....	-1	-3	-12	89	87	87
Disaster Loan Fund .....	-46	-600	-306	7,097	6,544	6,498
Independent Agencies:						
Export-Import Bank of the United States.....	-41	762	250	3,576	4,379	4,338
Federal Communications Commission:						
Spectrum Auction Loan Fund .....	(**)	(**)	(**)	34	34	34
<b>Net Activity, Direct Loan Financing.....</b>	<b>2,567</b>	<b>90,990</b>	<b>363,836</b>	<b>594,691</b>	<b>683,114</b>	<b>685,682</b>

Note: Federal credit programs provide benefits to the public in the form of direct loans and loan guarantees. This table reflects cash transactions and balances of the nonbudgetary financing fund accounts that result from the disbursement of loans, collection of fees, repayment of principle, sale of collateral, interest, and subsidy received from the credit program accounts at net present value in accordance with the Credit Reform Act of 1990.

Unreimbursed costs such as administrative expenses and subsidy payments are reported on a cash basis and included within each program's budgetary totals in Table 5.

... No Transactions

(\* \*) Less than \$500,000

Note: Details may not add to totals due to rounding.

**Table 7. Receipts and Outlays of the U.S. Government by Month, Fiscal Year 2010**

[\$ millions]

Classification	Oct.	Nov.	Dec.	Jan.	Feb.	March	April	May	June	July	Aug.	Sept.	Fiscal Year to Date	Comparable Period Prior F.Y.
<b>Receipts:</b>														
Individual Income Taxes.....	61,248	47,858	98,625	103,523	22,749	59,503	107,310	45,554					546,369	592,588
Corporation Income Taxes.....	-4,505	-2,099	40,530	3,232	8,234	8,578	23,118	4,405					81,492	69,377
Social Insurance And Retirement Receipts:														
Employment and General Retirement.....	61,552	66,530	60,963	81,280	62,245	63,274	88,798	66,724					551,366	576,612
Unemployment Insurance.....	1,346	3,648	454	1,279	3,360	693	8,435	14,591					33,806	29,802
Other Retirement.....	390	320	411	291	317	318	383	314					2,743	2,791
Excise Taxes.....	4,347	6,104	5,868	5,625	862	6,782	6,321	4,692					40,601	39,770
Estate and Gift Taxes.....	1,556	1,049	1,361	1,485	1,064	2,829	3,250	1,133					13,728	17,539
Customs Duties.....	2,159	1,912	1,853	2,074	1,692	1,942	2,117	1,785					15,534	15,445
Miscellaneous Receipts.....	7,202	8,241	8,853	6,451	6,998	9,438	5,529	7,598					60,310	29,209
<b>Total-Receipts This Year.....</b>	<b>135,294</b>	<b>133,564</b>	<b>218,918</b>	<b>205,240</b>	<b>107,520</b>	<b>153,358</b>	<b>245,260</b>	<b>146,795</b>					<b>1,345,950</b>	<b>.....</b>
(On-Budget).....	<b>88,656</b>	<b>83,287</b>	<b>173,093</b>	<b>142,047</b>	<b>58,467</b>	<b>103,165</b>	<b>176,472</b>	<b>94,338</b>					<b>919,525</b>	<b>.....</b>
(Off-Budget).....	<b>46,638</b>	<b>50,277</b>	<b>45,825</b>	<b>63,193</b>	<b>49,053</b>	<b>50,193</b>	<b>68,788</b>	<b>52,457</b>					<b>426,424</b>	<b>.....</b>
<i>Total-Receipts Prior Year.....</i>	<i>164,829</i>	<i>144,769</i>	<i>237,786</i>	<i>226,090</i>	<i>87,312</i>	<i>128,926</i>	<i>266,205</i>	<i>117,217</i>					<i>.....</i>	<i>1,373,134</i>
(On Budget).....	<i>117,980</i>	<i>94,364</i>	<i>191,014</i>	<i>161,443</i>	<i>34,117</i>	<i>71,476</i>	<i>195,822</i>	<i>64,074</i>					<i>.....</i>	<i>930,290</i>
(Off Budget).....	<i>46,849</i>	<i>50,405</i>	<i>46,772</i>	<i>64,647</i>	<i>53,195</i>	<i>57,450</i>	<i>70,383</i>	<i>53,143</i>					<i>.....</i>	<i>442,843</i>
<b>Outlays:</b>														
Legislative Branch.....	362	518	404	344	371	399	550	369					3,317	3,163
Judicial Branch.....	695	542	576	520	531	588	754	497					4,702	4,407
Department of Agriculture:														
Commodity Credit Corporation And														
Foreign Agricultural Service.....	6,001	2,233	2,648	1,754	154	-349	-261	-79					12,101	13,152
Other.....	9,245	8,188	10,243	9,475	9,084	13,466	10,201	9,381					79,283	67,230
Department of Commerce.....	810	1,007	875	671	834	1,250	1,095	1,675					8,216	7,293
Department of Defense:														
Military:														
Military Personnel.....	30,794	7,625	15,805	6,499	11,486	12,201	15,943	6,687					107,039	101,068
Operation and Maintenance.....	20,218	20,127	23,517	22,071	21,237	26,303	25,295	21,624					180,393	167,412
International Reconstruction and Other Assistance.....	2	4	4	2	-1	(**)	(**)	1					11	21
Procurement.....	8,755	9,106	13,130	13,606	9,448	11,750	11,374	10,494					87,662	83,070
Research, Development, Test, and Evaluation.....	5,396	6,403	7,154	5,356	4,924	9,050	7,579	5,787					51,649	52,997
Military Construction.....	1,483	1,650	2,037	1,400	1,519	1,796	1,672	1,707					13,263	10,830
Family Housing.....	192	191	282	406	201	212	350	238					2,071	1,810
Revolving and Management Funds.....	1,384	-21	1,581	-816	-86	245	-220	-222					1,846	2,775
Other.....	-469	517	-495	99	208	-127	-900	525					-642	-919
<b>Total Military.....</b>	<b>67,754</b>	<b>45,602</b>	<b>63,015</b>	<b>48,623</b>	<b>48,936</b>	<b>61,429</b>	<b>61,093</b>	<b>46,840</b>					<b>443,292</b>	<b>419,063</b>
Department of Education.....	7,588	7,729	7,771	9,657	11,769	9,001	7,727	8,341					69,584	48,142
Department of Energy.....	2,375	2,102	2,685	1,889	2,022	2,478	2,502	2,608					18,662	15,087
Department of Health and Human Services:														
National Institutes of Health.....														
Centers for Medicare And Medicaid Services:														
Grants to States for Medicaid.....	23,220	21,222	23,060	21,161	21,151	23,306	23,710	22,774					179,604	164,310
Federal Hospital Ins. Trust Fund.....	24,702	14,125	21,633	18,252	19,981	21,978	25,908	15,116					161,697	155,032
Federal Supp. Med. Ins. Trust Fund.....	33,343	12,858	22,525	19,944	20,104	22,478	30,617	13,001					174,870	166,815
Other.....	23,140	13,932	28,282	8,558	19,690	18,727	29,767	14,789					156,885	143,424
Administration for Children and Families.....	4,493	4,112	5,175	4,415	4,307	6,068	4,564	4,293					37,428	35,408
Other.....	-25,552	-16,273	-33,178	-6,577	-22,357	-19,766	-31,316	-16,928					-171,947	-164,268
Department of Homeland Security.....	4,114	3,920	3,907	3,173	3,110	4,042	3,496	3,232					28,994	35,074
Department of Housing and Urban Development.....	3,954	3,983	5,863	2,360	3,804	4,947	4,256	14,274					43,439	30,107
Department of the Interior.....	1,004	1,160	1,148	1,088	1,008	1,013	791	872					8,085	7,218
Department of Justice.....	1,642	3,885	2,304	2,310	2,167	2,373	2,246	2,361					19,289	17,292
Department of Labor:														
Unemployment Trust Fund.....	11,046	11,331	14,419	13,648	13,185	15,423	12,667	11,298					103,017	68,232
Other.....	713	2,175	2,592	2,034	1,949	1,680	1,374	1,711					14,228	12,191
Department of State.....	1,535	1,680	2,892	1,637	1,438	2,382	1,671	1,488					14,722	13,133
Department of Transportation:														
Highway Trust Fund.....	3,604	2,302	2,737	1,719	1,641	1,856	1,840	2,420					18,119	21,909
Other.....	3,973	3,749	4,905	2,492	2,807	3,317	3,529	3,579					28,350	19,275
Department of the Treasury:														
Interest on Treasury Debt Securities (Gross).....	22,832	17,928	104,632	18,857	16,893	20,787	22,485	23,787					248,201	214,039
Other.....	2,677	5,808	18,687	11,732	56,266	-85,751	11,695	784					21,897	271,742

**Table 7. Receipts and Outlays of the U.S. Government by Month, Fiscal Year 2010**

[\$ millions]

Classification	Oct.	Nov.	Dec.	Jan.	Feb.	March	April	May	June	July	Aug.	Sept.	Fiscal Year to Date	Comparable Period Prior F.Y.
<b>Outlays—Continued</b>														
Department of Veterans Affairs:														
Compensation And Pensions.....	7,394	385	7,473	294	4,009	4,000	7,627	346					31,527	28,958
National Service Life.....	88	72	85	82	76	100	97	91					691	704
Other .....	5,780	4,427	4,914	4,425	4,407	5,756	6,146	4,314					40,169	33,309
Corps of Engineers.....	661	813	995	738	682	746	779	799					6,213	4,427
Other Defense Civil Programs .....	3,489	4,747	4,736	4,775	4,647	4,671	3,513	4,460					35,038	39,715
Environmental Protection.....	806	770	443	758	843	1,040	926	876					6,462	5,208
Executive Office of the President.....	51	40	48	28	28	99	75	71					439	479
General Services Administration.....	78	326	-213	-192	-45	176	-85	329					375	208
International Assistance Program:														
International Security Assistance .....	1,313	716	571	3,636	639	676	593	587					8,731	8,621
Multilateral Assistance .....	169	66	16	37	46	401	24	98					858	471
Agency for International Development.....	306	396	334	217	333	526	347	376					2,834	2,571
Other .....	578	-266	555	241	-248	-1,060	-205	1,100					694	-823
National Aeronautics and Space Administration .....	1,071	1,582	1,998	1,126	1,405	1,699	1,900	1,386					12,166	12,075
National Science Foundation.....	528	527	480	497	471	504	509	514					4,028	3,615
Office of Personnel Management .....	6,346	6,034	5,931	6,640	5,981	6,869	6,186	6,271					50,257	48,666
Small Business Administration.....	96	122	121	119	4,782	126	127	127					5,620	1,853
Social Security Administration:														
Federal Old-Age and Survivors Ins.														
Trust Fund (Off-Budget).....	47,250	47,175	72,020	23,241	47,810	47,898	48,292	48,229					381,915	360,210
Federal Disability Ins. Trust														
Fund (Off-Budget).....	10,343	10,104	15,678	5,103	10,231	10,384	10,761	10,693					83,296	77,212
Other .....	7,609	217	7,700	130	3,954	4,039	7,721	440					31,810	42,415
Independent Agencies:														
Fed. Deposit Ins. Corp:														
Deposit Insurance Fund.....	-48	1,334	-44,099	1,385	1,668	-301	3,481	14,418					-22,163	5,219
FSLIC Resolution Fund.....	2	-20	1	(**)	(**)	13	1	-3					-4	176
Postal Service:														
Off-Budget:														
Public Enterprise Funds.....	1,522	58	-593	-197	-560	-856	587	-54					-92	-705
Other.....	17	28	.....	.....	52	.....	86	.....					184	152
Other .....	85	.....	27	.....	.....	.....	7	.....					118	118
Tennessee Valley Authority.....	-54	39	275	15	-99	121	54	197					548	-787
Other Independent Agencies .....	2,073	1,996	544	-2,204	-106	1,815	1,379	2,049					7,545	43,579
Undistributed Offsetting Receipts:														
Employer Share, Employee Retirement.....	-20,351	-5,154	-5,104	-4,469	-5,128	-5,306	-5,414	-5,084					-56,009	-51,273
Interest Received by Trust Funds.....	-3,202	-290	-86,585	-767	-936	-781	-3,045	-938					-96,545	-89,587
Rents and Royalties on Outer														
Continental Shelf Lands.....	-165	-714	-362	30	162	-437	-539	-95					-2,121	-2,927
Other .....	(**)	(**)	-66	.....	.....	-130	(**)	(**)					-197	-16,690
<b>Totals This Year:</b>														
<b>Total Outlays.....</b>	<b>311,657</b>	<b>253,851</b>	<b>310,328</b>	<b>247,874</b>	<b>328,429</b>	<b>218,745</b>	<b>327,950</b>	<b>282,722</b>					<b>2,281,556</b>	<b>.....</b>
(On-Budget).....	258,632	197,776	282,890	227,489	272,297	162,696	276,119	225,281					1,903,179	.....
(Off-Budget).....	53,025	56,075	27,438	20,386	56,132	56,049	51,830	57,441					378,376	.....
<b>Total-Surplus (+) or Deficit (-).....</b>	<b>-176,363</b>	<b>-120,287</b>	<b>-91,410</b>	<b>-42,634</b>	<b>-220,909</b>	<b>-65,387</b>	<b>-82,689</b>	<b>-135,927</b>					<b>-935,606</b>	<b>.....</b>
(On-Budget).....	-169,976	-114,489	-109,797	-85,441	-213,830	-59,531	-99,647	-130,943					-983,654	.....
(Off-Budget).....	-6,387	-5,798	+18,387	+42,807	-7,079	-5,856	+16,958	-4,984					+48,048	.....
<b>Total Borrowing from the Public .....</b>	<b>-60,681</b>	<b>224,044</b>	<b>98,367</b>	<b>-51,924</b>	<b>176,731</b>	<b>352,933</b>	<b>143,469</b>	<b>60,088</b>					<b>943,027</b>	<b>1,210,652</b>
<b>Total Outlays Prior Year.....</b>	<b>320,362</b>	<b>269,970</b>	<b>289,540</b>	<b>289,548</b>	<b>281,171</b>	<b>320,514</b>	<b>287,112</b>	<b>306,868</b>					<b>.....</b>	<b>2,365,085</b>
(On-Budget).....	272,905	219,467	296,047	241,783	226,535	266,430	237,807	250,778					.....	2,011,751
(Off-Budget).....	47,457	50,503	-6,507	47,765	54,635	54,084	49,305	56,090					.....	353,334
<b>Total-Surplus (+) or Deficit (-) Prior Year.....</b>	<b>-155,533</b>	<b>-125,201</b>	<b>-51,754</b>	<b>-63,457</b>	<b>-193,859</b>	<b>-191,589</b>	<b>-20,907</b>	<b>-189,651</b>					<b>.....</b>	<b>-991,951</b>
(On-Budget).....	-154,925	-125,103	-105,033	-80,339	-192,418	-194,954	-41,985	-186,703					.....	-1,081,461
(Off-Budget).....	-608	-98	+53,279	+16,882	-1,440	+3,365	+21,078	-2,947					.....	+89,510

... No Transactions  
 (\*\*) Less than \$500,000

Note: Details may not add to totals due to rounding.

**Table 8. Trust Fund Impact on Budget Results and Investment Holdings as of May 31, 2010**

Classification	[\$ millions]								
	This Month			Fiscal Year to Date			Securities held as investments Current Fiscal Year		
	Receipts	Outlays	Excess	Receipts	Outlays	Excess	Beginning of This Year	Close of This Month	Close of This Month
<b>Trust Receipts, Outlays, and Investments Held:</b>									
Airport and Airway .....	743	701	42	6,157	7,750	-1,593	7,829	6,391	6,525
Black Lung Disability.....	31	24	7	366	191	175	.....	.....	.....
Federal Disability Insurance.....	7,843	10,693	-2,850	69,874	83,296	-13,422	207,932	197,521	195,004
Federal Employees Life and Health.....	.....	-329	329	.....	-1,871	1,871	51,515	53,064	53,357
Federal Employees Retirement .....	2,089	5,846	-3,757	36,486	46,868	-10,382	770,411	763,778	760,026
Federal Hospital Insurance.....	14,786	15,313	-528	146,026	162,527	-16,502	309,702	293,967	293,057
Federal Old-Age and Survivors Insurance.....	46,042	48,229	-2,188	443,477	381,915	61,562	2,296,316	2,360,705	2,358,555
Federal Supplementary Medical Insurance.....	18,685	13,001	5,683	182,940	174,870	8,070	61,764	63,770	69,968
Hazardous Substance Superfund.....	2	48	-46	1,399	424	975	3,312	4,336	4,299
Highways.....	2,478	3,031	-553	39,828	23,347	16,481	11,484	28,254	27,784
Military Advances.....	1,100	1,784	-683	16,247	15,260	987	.....	.....	.....
Military Retirement.....	2,410	4,221	-1,811	84,767	33,702	51,065	240,807	291,040	289,383
Railroad Retirement.....	625	902	-277	7,494	8,581	-1,087	2,311	2,908	2,761
Unemployment .....	25,695	11,305	14,390	89,400	103,138	-13,739	19,628	13,199	24,116
Veterans Life Insurance.....	13	114	-100	317	790	-473	10,761	10,392	10,302
All Other Trust .....	411	339	73	4,072	3,358	715	19,979	20,418	20,386
<b>Total Trust Fund Receipts and Outlays and Investments Held from Table 6-D.....</b>	<b>122,953</b>	<b>115,222</b>	<b>7,731</b>	<b>1,128,849</b>	<b>1,044,146</b>	<b>84,703</b>	<b>4,013,752</b>	<b>4,109,743</b>	<b>4,115,522</b>
Less: Interfund Transactions.....	37,721	37,721	.....	511,335	511,335	.....	.....	.....	.....
Trust Fund Receipts and Outlays on the Basis of Tables 4 & 5 .....	85,231	77,501	7,731	617,515	532,812	84,703			
<b>Total Federal Fund Receipts and Outlays.....</b>	<b>61,632</b>	<b>205,290</b>	<b>-143,658</b>	<b>728,941</b>	<b>1,749,250</b>	<b>-1,020,309</b>			
Less: Interfund Transactions.....	69	69	.....	506	506	.....			
Federal Fund Receipts and Outlays on The Basis of Table 4 & 5.....	61,563	205,221	-143,658	728,435	1,748,744	-1,020,309			
<b>Net Budget Receipts &amp; Outlays .....</b>	<b>146,795</b>	<b>282,722</b>	<b>-135,927</b>	<b>1,345,950</b>	<b>2,281,556</b>	<b>-935,606</b>			

Note: Interfund receipts and outlays are transactions between Federal funds and trust funds such as Federal payments and contributions, and interest and profits on investments in Federal securities. They have no net effect on overall budget receipts and outlays since the receipt side of such transactions is offset against budget outlays. In this table, Interfund receipts are shown as an adjustment to arrive at total receipts and outlays of trust funds respectively.

... No Transactions

Note: Details may not add to totals due to rounding.

**Table 9. Summary of Receipts by Source, and Outlays by Function of the U.S. Government, May 2010 and Other Periods**

Classification	[\$ millions]		
	This Month	Fiscal Year to Date	Comparable Period Prior Fiscal Year
<b>Net Receipts</b>			
Individual Income Taxes.....	45,554	546,369	592,588
Corporation Income Taxes.....	4,405	81,492	69,377
<b>Social Insurance and Retirement Receipts:</b>			
Employment and General Retirement.....	66,724	551,367	576,612
Unemployment Insurance.....	14,591	33,806	29,802
Other Retirement .....	314	2,743	2,791
Excise Taxes .....	4,692	40,601	39,770
Estate and Gift Taxes .....	1,133	13,728	17,539
Customs Duties .....	1,785	15,534	15,445
Miscellaneous Receipts .....	7,598	60,310	29,209
<b>Total .....</b>	<b>146,795</b>	<b>1,345,950</b>	<b>1,373,134</b>
<b>Net Outlays</b>			
National Defense.....	48,908	462,368	435,850
International Affairs.....	3,922	29,173	24,040
General Science, Space, and Technology.....	2,235	19,628	18,816
Energy .....	1,355	6,445	721
Natural Resources and Environment .....	3,307	25,602	20,750
Agriculture .....	255	20,292	21,909
Commerce and Housing Credit.....	17,771	-102,120	226,485
Transportation .....	6,971	55,925	50,447
Community and Regional Development.....	1,930	16,056	20,195
Education, Training, Employment and Social Services.....	10,738	91,896	64,414
Health.....	30,127	243,131	218,672
Medicare.....	23,065	292,958	278,804
Income Security.....	45,054	447,194	362,620
Social Security.....	58,948	465,426	450,356
Veterans Benefits and Services.....	4,830	72,529	63,049
Administration of Justice.....	4,204	36,139	34,162
General Government.....	1,991	11,824	12,025
Net Interest.....	22,288	145,415	132,659
Undistributed Offsetting Receipts .....	-5,179	-58,327	-70,889
<b>Total .....</b>	<b>282,722</b>	<b>2,281,556</b>	<b>2,365,085</b>

Note: Details may not add to totals due to rounding.

# Explanatory Notes

## 1. Flow of Data into Monthly Treasury Statement

The *Monthly Treasury Statement (MTS)* is assembled from data in the central accounting system. The major sources of data include monthly accounting reports by Federal entities and disbursing officers, and daily reports from the Federal Reserve banks. These reports detail accounting transactions affecting receipts and outlays of the Federal Government and off-budget Federal entities, and their related effect on the assets and liabilities of the U.S. Government. Information is presented in the *MTS* on a modified cash basis.

## 2. Notes on Receipts

Receipts included in the report are classified into the following major categories: (1) budget receipts and (2) offsetting collections (also called applicable receipts). Budget receipts are collections from the public that result from the exercise of the Government's sovereign or governmental powers, excluding receipts offset against outlays. These collections, also called governmental receipts, consist mainly of tax receipts (including social insurance taxes), receipts from court fines, certain licenses, and deposits of earnings by the Federal Reserve System. Refunds of receipts are treated as deductions from gross receipts.

Offsetting collections are from other Government accounts or the public that are of a business-type or market-oriented nature. They are classified into two major categories: (1) offsetting collections credited to appropriations or fund accounts, and (2) offsetting receipts (i.e., amounts deposited in receipt accounts). Collections credited to appropriation or fund accounts normally can be used without appropriation action by Congress. These occur in two instances: (1) when authorized by law, amounts collected for materials or services are treated as reimbursements to appropriations and (2) in the three types of revolving funds (public enterprise, intra governmental, and trust); collections are netted against spending, and outlays are reported as the net amount.

Offsetting receipts in receipt accounts cannot be used without being appropriated. They are subdivided into two categories: (1) proprietary receipts - these collections are from the public and they are offset against outlays by agency and by function, and (2) intra governmental funds - these are payments into receipt accounts from Governmental appropriation or fund accounts. The transactions may be intrabudgetary when the payment and receipt both occur within the budget or from receipts from off-budget Federal entities in those cases where payment is made by a Federal entity whose budget authority and outlays are excluded from the budget totals.

Intrabudgetary transactions are subdivided into three categories: (1) interfund transactions, where the payments are from one fund group (either Federal funds or trust funds) to a receipt account in the other fund group; (2) Federal intrafund transactions, where the payments and receipts both occur within the Federal fund group; and (3) trust intrafund transactions, where the payments and receipts both occur within the trust fund group.

Offsetting receipts are generally deducted from budget authority and outlays by function, by subfunction, or by agency. There are four types of receipts, however, that are deducted from budget totals as undistributed offsetting receipts. They are: (1) agencies' payments (including payments by off-budget Federal entities) as employers into employees retirement funds, (2) interest received by trust funds, (3) rents and royalties on the Outer Continental Shelf lands, and (4) other interest (i.e., interest collected on Outer Continental Shelf money in deposit funds when such money is transferred into the budget).

## 3. Notes on Outlays

Outlays are generally accounted for on the basis of checks issued, electronic funds transferred, or cash payments made. Certain outlays do not require issuance of cash or checks. An example is charges made against appropriations for that part of employees' salaries withheld for taxes or savings bond allotments - these are counted as payments to the employee and credits for whatever purpose the money was withheld. Outlays are stated net of offsetting collections (including receipts of revolving and management funds) and of refunds. Interest on the public debt (public issues) is recognized on the accrual basis. Federal credit programs subject to the Federal Credit Reform Act of 1990 use the cash basis of accounting and are divided into two components. The portion of

the credit activities that involve a cost to the Government (mainly subsidies) is included within the budget program accounts. The remaining portion of the credit activities are in non-budget financing accounts. Outlays of off-budget Federal entities are excluded by law from budget totals. However, they are shown separately and combined with the on-budget outlays to display total Federal outlays.

## 4. Processing

The data on payments and collections are reported by account symbol into the central accounting system. In turn, the data are extracted from this system for use in the preparation of the *MTS*.

There are two major checks which are conducted to assure consistency of the data reported:

1. Verification of payment data. The monthly payment activity reported by Federal entities on the Statements of Transactions is compared to the payment activity of Federal entities as reported by disbursing officers.
2. Verification of collection data. Reported collections appearing on Statements of Transactions are compared to deposits as reported by Federal Reserve Banks.

## 5. Other Sources of Information About Federal Government Financial Activities

- *A Glossary of Terms Used in the Federal Budget Process, 2005* (Available from the U.S. Government Accountability Office, at <http://www.gao.gov/new.items/do5734sp.pdf>/September, or by calling 202-512-6000. This glossary provides a basic reference document of standardized definitions of terms used by the Federal Government in the budget making process.
- *Daily Treasury Statement* (Available on the internet at <http://www.fms.treas.gov/dts/>). *The Daily Treasury Statement* is published each working day of the Federal Government and provides data on the cash and debt operations of the Treasury.
- *Monthly Statement of the Public Debt of the United States* (Available on the internet at <http://www.treasurydirect.gov/govt/reports/pd/mspd/nspd.htm>). This publication provides detailed information concerning the public debt.
- *Treasury Bulletin* (Available from GPO, Washington, D.C. 20401 on a subscription or single copy and on the internet at <http://fms.treas.gov/bulletin/index.html>). Quarterly, contains a mix of narrative, tables, and charts on Treasury issues, Federal financial operations, international statistics, and special reports.
- *Budget of the United States Government, Fiscal Year 20\_\_* (Available from GPO, Washington, D.C. 20401 on a subscription basis only and on the internet at <http://www.access.gpo.gov/usbudget>). This publication is a single volume which provides budget information and contains:
  - *Appendix, The Budget of the United States Government, FY 20\_\_*
  - *The United States Budget in Brief, FY 20\_\_*
  - *Analytical Perspectives*
  - *Historical Tables*
- *Combined Statement of Receipts, Outlays, and Balances of the United States Government* (Available from Financial Management Services, U.S. Department of Treasury, Washington, D.C. 20227 and on the internet at <http://fms.treas.gov/annualreport/index.html>). This report includes budgetary results at the summary level and presents individual receipt and appropriation accounts at the detail level.

**Scheduled Release**

**The release date for the June 2010 Statement  
will be 2:00 p.m. EST July 13, 2010.**

Internet service subscribers can access the current issue of the Monthly Treasury Statement through the  
Financial Management Service's website:

<http://www.fms.treas.gov/mts/index.html>

The Monthly Treasury Statement is also available at the Department of Commerce's STAT-USA website at <http://www.stat-usa.gov>.  
For further information call (202) 482-1986.