



# Monthly Treasury Statement

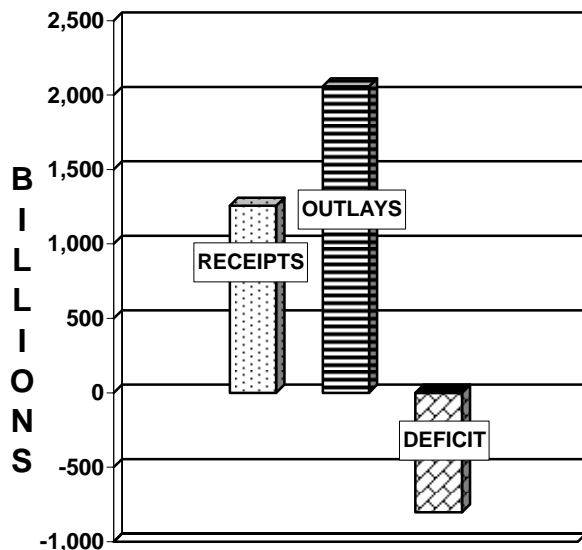
of Receipts and Outlays  
of the United States Government

For Fiscal Year 2009 Through **April 30, 2009**, and Other Periods

## Highlight

The administration has reclassified prior month expenditures related to the Emergency Economic Stabilization Act (EESA- also known as TARP). Consistent with statutory requirements of the Federal Credit Reform Act and EESA, TARP purchases are now being accounted for on a net present value basis, taking into account market risk. Accordingly, budget outlays have been reduced and direct loan financing activity correspondingly increased by \$175 billion.

**RECEIPTS, OUTLAYS, AND  
SURPLUS/DEFICIT THROUGH APRIL 2009**



## Contents

- Summary, page 2
- Receipts, page 6
- Outlays, page 7
- Means of financing, page 20
- Receipts/outlays by month, page 28
- Federal trust funds/securities, page 30
- Receipts by source/outlays by function, page 30
- Explanatory notes, page 31

Compiled and Published by

*Department of the Treasury*  
**Financial Management Service**



## Introduction

The *Monthly Treasury Statement of Receipts and Outlays of the United States Government (MTS)* is prepared by the Financial Management Service, Department of the Treasury, and after approval by the Fiscal Assistant Secretary of the Treasury; is normally released on the 8th workday of the month following the reporting month. The publication is based on data provided by Federal entities, disbursing officers, and Federal Reserve banks.

### AUDIENCE

The *MTS* is published to meet the needs of those responsible for or interested in the cash position of the Treasury, those who are responsible or interested in the Government's budget results; and individuals and businesses whose operations depend upon or are related to the Government's financial operations.

### DISCLOSURE STATEMENT

This statement summarizes the financial activities of the Federal Government and off-budget Federal entities conducted in accordance with the Budget of the U.S. Government, i.e., receipts and outlays of funds, the surplus or deficit, and the means of financing the deficit or disposing of the surplus. Information is presented on a modified cash basis; receipts are accounted for on the basis of collections; refunds of receipts are treated as deductions from gross receipts; revolving and

management fund receipts, reimbursements and refunds of monies previously expended are treated as deductions from gross outlays; and interest on the public debt (public issues) is recognized on the accrual basis. Major information sources include accounting data reported by Federal entities, disbursing officers, and Federal Reserve banks.

### TRIAD OF PUBLICATIONS

The *MTS* is part of a triad of Treasury financial reports. The *Daily Treasury Statement* is published each working day of the Federal Government. It provides data on the cash and debt operations of the Treasury based upon reporting of the Treasury account balances by Federal Reserve banks. The *MTS* is a report of Government receipts and outlays, based on agency reporting. The *Combined Statement of Receipts, Outlays, and Balances of the United States Government* is the official publication of the detailed receipts and outlays of the Government. It is published annually in accordance with legislative mandates given to the Secretary of the Treasury.

### DATA SOURCES AND INFORMATION

The Explanatory Notes section of this publication provides information concerning the flow of data into the *MTS* and sources of information relevant to the *MTS*.

**Table 1. Summary of Receipts, Outlays, and the Deficit/Surplus of the U.S. Government, Fiscal Years 2008 and 2009, by Month**

Period	[\$ millions]		
	Receipts	Outlays	Deficit/Surplus (-)
<b>FY 2008</b>			
October.....	178,175	235,014	56,838
November.....	151,055	249,293	98,238
December.....	276,982	228,721	-48,261
January.....	255,217	237,379	-17,839
February.....	105,723	281,287	175,563
March.....	178,816	227,028	48,212
April.....	403,751	244,469	-159,282
May.....	124,272	290,199	165,927
June.....	259,912	226,365	-33,547
July.....	160,494	263,261	102,767
August.....	157,016	268,930	111,914
September.....	272,228	226,494	-45,734
<b>Year-to-Date.....</b>	<b>2,523,642</b>	<b>2,978,440</b>	<b>454,798</b>
<b>FY 2009</b>			
October.....	164,847	1320,372	155,525
November.....	144,782	269,983	125,201
December.....	237,811	289,566	51,755
January.....	226,109	289,567	63,457
February.....	87,328	281,188	193,860
March.....	128,957	320,545	191,589
April.....	266,232	287,139	20,907
<b>Year-to-Date.....</b>	<b>1,256,066</b>	<b>2,058,360</b>	<b>802,294</b>

<sup>1</sup>Outlays have been decreased by \$81,652 million for the month of October 2008 to reflect additional reporting by the Department of the Treasury.

<sup>2</sup>Outlays have been decreased by \$39,196 million for the month of November 2008 to reflect additional reporting by the Department of the Treasury.

<sup>3</sup>Outlays have been decreased by \$31,869 million for the month of December 2008 to reflect additional reporting by the Department of the Treasury.

<sup>4</sup>Outlays have been decreased by \$23,087 million for the month of January 2009 to reflect additional reporting by the Department of the Treasury.

<sup>5</sup>Outlays have been increased by \$1,077 million for the month of February 2009 to reflect additional reporting by the Department of the Treasury.

<sup>6</sup>Outlays have been decreased by \$685 million for the month of March 2009 to reflect additional reporting by the Department of the Treasury.

Note: Details may not add to totals due to rounding.

**Table 2. Summary of Budget and Off-Budget Results and Financing of the U.S. Government, April 2009 and Other Periods**

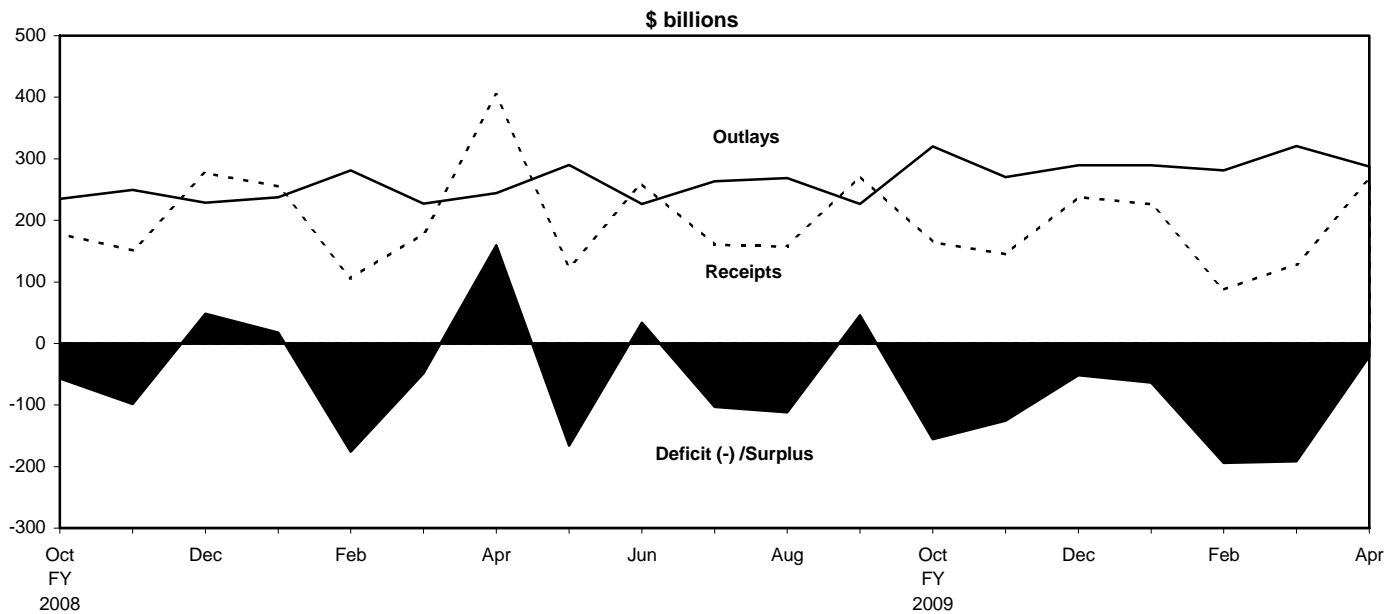
Classification	[\$ millions]				
	This Month	Current Fiscal Year to Date	Budget Estimates Full Fiscal Year <sup>1</sup>	Prior Fiscal Year to Date (2008)	Budget Estimates Next Fiscal Year (2010) <sup>1</sup>
<b>Total On-Budget and Off-Budget Results:</b>					
Total Receipts .....	266,232	1,256,066	2,186,413	1,549,720	2,380,745
On-Budget Receipts .....	195,849	866,366	1,531,923	1,161,551	1,698,952
Off-Budget Receipts .....	70,383	389,700	654,490	388,169	681,793
Total Outlays .....	287,139	2,058,360	3,938,478	1,703,191	3,552,172
On-Budget Outlays .....	237,834	1,761,117	3,421,570	1,430,625	3,010,635
Off-Budget Outlays .....	49,305	297,243	516,908	272,566	541,537
Total Surplus (+) or Deficit (-).....	-20,907	-802,294	-1,752,065	-153,471	-1,171,427
On-Budget Surplus (+) or Deficit (-) .....	-41,985	-894,752	-1,889,647	-269,074	-1,311,683
Off-Budget Surplus (+) or Deficit (-) .....	+21,078	+92,457	+137,582	+115,603	+140,256
Total On-Budget and Off-Budget Financing .....	20,907	802,294	1,752,065	153,471	1,171,427
<b>Means of Financing:</b>					
Borrowing from the Public.....	97,290	1,123,600	2,561,773	201,151	1,144,319
Reduction of Operating Cash, Increase (-).....	-69,302	33,479	-301,608	-65,470	.....
By Other Means.....	-7,080	-354,785	-508,100	17,790	27,108

<sup>1</sup>These estimates are based on the *FY 2010 Budget*, released by the Office of Management and Budget on February 26, 2009.

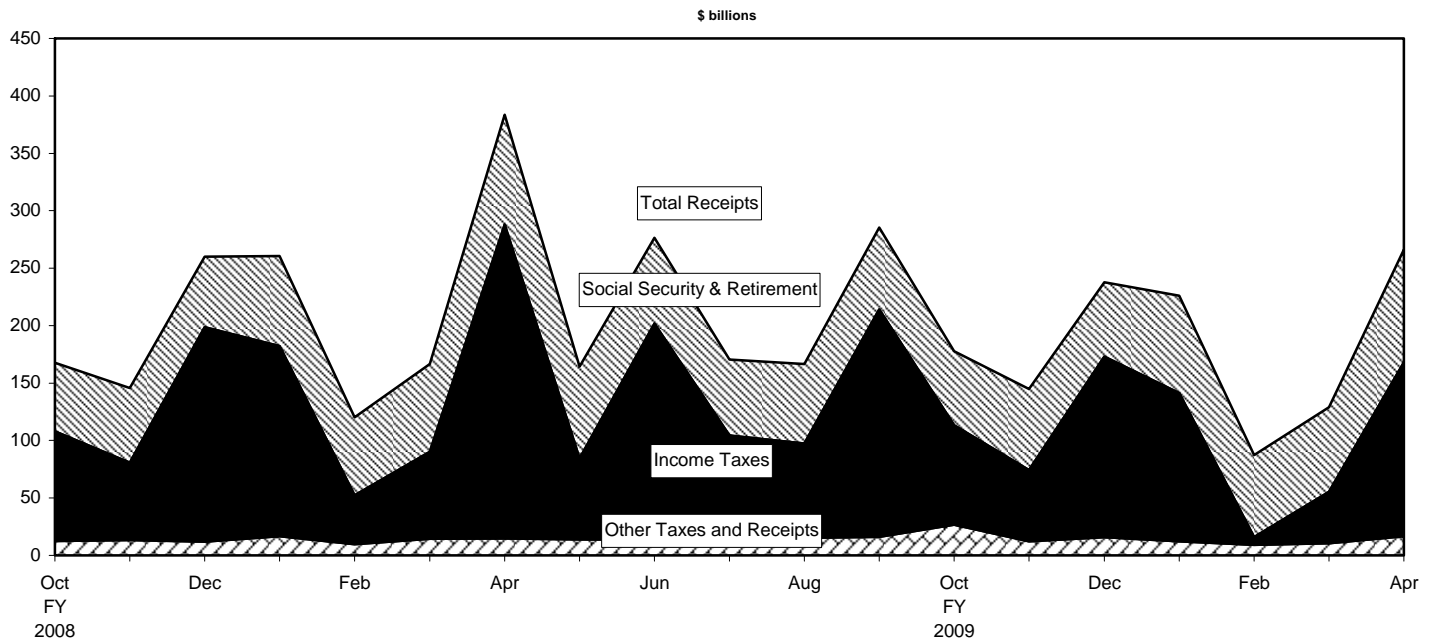
Note: Details may not add to totals due to rounding.

... No Transactions

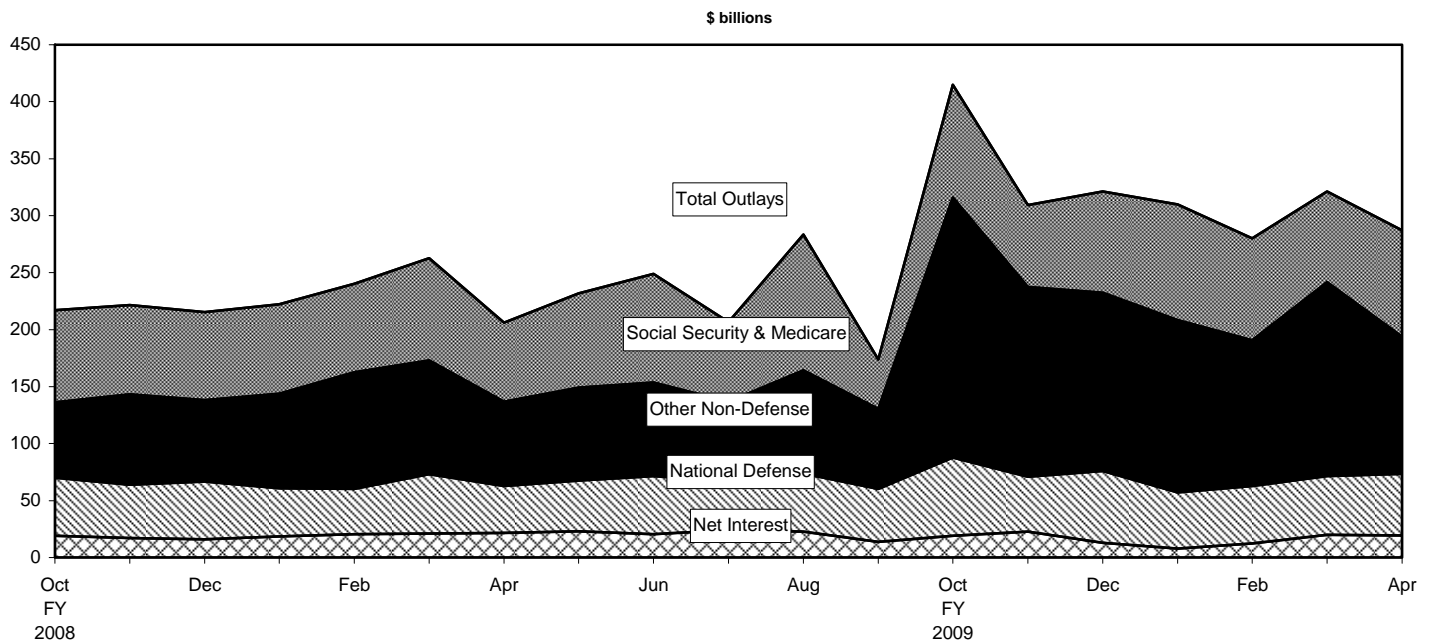
**Figure 1. Monthly Receipts, Outlays, and Budget Deficit/Surplus of the U.S. Government, Fiscal Years 2008 and 2009**



**Figure 2. Monthly Receipts of the U.S. Government, by Source, Fiscal Years 2008 and 2009**



**Figure 3. Monthly Outlays of the U.S. Government, by Function, Fiscal Years 2008 and 2009**



**Table 3. Summary of Receipts and Outlays of the U.S. Government, April 2009 and Other Periods**

Classification	[\$ millions]			
	This Month	Current Fiscal Year to Date	Comparable Prior Period Year to Date	Budget Estimates Full Fiscal Year <sup>1</sup>
<b>Budget Receipts</b>				
Individual Income Taxes .....	136,668	566,369	747,558	957,595
Corporation Income Taxes .....	14,545	70,781	171,142	165,090
Social Insurance and Retirement Receipts:				
Employment and General Retirement (Off-Budget) .....	70,383	389,700	388,169	654,490
Employment and General Retirement (On-Budget) .....	20,602	119,133	118,984	195,715
Unemployment Insurance .....	7,058	17,117	18,801	44,053
Other Retirement .....	323	2,401	2,415	4,458
Excise Taxes .....	5,642	34,343	37,130	71,090
Estate and Gift Taxes .....	3,976	16,082	18,121	26,269
Customs Duties .....	1,878	14,063	15,717	23,552
Miscellaneous Receipts .....	5,158	26,077	31,684	44,101
<b>Total Receipts .....</b>	<b>266,232</b>	<b>1,256,066</b>	<b>1,549,720</b>	<b>2,186,413</b>
(On-Budget) .....	195,849	866,366	1,161,551	1,531,923
(Off-Budget) .....	70,383	389,700	388,169	654,490
<b>Budget Outlays</b>				
Legislative Branch .....	362	2,813	2,633	4,772
Judicial Branch .....	527	3,768	3,584	6,810
Department of Agriculture .....	7,884	72,356	59,823	115,877
Department of Commerce .....	1,035	6,315	4,136	12,125
Department of Defense-Military .....	51,704	368,588	342,401	668,909
Department of Education .....	5,653	39,453	38,624	49,075
Department of Energy .....	1,909	12,866	11,044	28,877
Department of Health and Human Services .....	72,707	452,499	401,628	812,046
Department of Homeland Security .....	3,989	31,550	22,880	53,192
Department of Housing and Urban Development .....	3,507	26,296	27,297	68,965
Department of the Interior .....	1,088	6,340	5,874	11,736
Department of Justice .....	1,774	14,826	15,717	27,793
Department of Labor .....	13,000	65,733	31,034	121,551
Department of State .....	1,368	11,806	9,519	25,298
Department of Transportation .....	4,748	35,802	33,980	76,975
Department of the Treasury:				
Interest on Treasury Debt Securities (Gross) .....	24,847	193,439	243,904	403,399
Other .....	13,539	252,275	65,024	652,553
Department of Veterans Affairs .....	8,017	54,168	48,613	95,937
Corps of Engineers .....	447	3,889	2,871	13,969
Other Defense Civil Programs .....	3,235	35,117	27,252	47,595
Environmental Protection Agency .....	617	4,575	4,664	8,384
Executive Office of the President .....	57	414	795	881
General Services Administration .....	-8	275	317	1,605
International Assistance Program .....	3,122	9,853	6,651	12,038
National Aeronautics and Space Administration .....	1,518	10,445	9,755	19,654
National Science Foundation .....	458	3,199	3,056	6,965
Office of Personnel Management .....	6,868	43,039	40,984	68,448
Small Business Administration .....	73	1,768	152	2,370
Social Security Administration .....	59,854	406,364	376,893	712,101
Other Independent Agencies .....	1,560	41,804	11,577	92,026
Allowances .....	.....	.....	.....	7,067
Undistributed Offsetting Receipts:				
Interest .....	-3,658	-88,919	-95,522	-198,749
Other .....	-4,663	-64,353	-53,970	-91,766
<b>Total Outlays .....</b>	<b>287,139</b>	<b>2,058,360</b>	<b>1,703,191</b>	<b>3,938,478</b>
(On-Budget) .....	237,834	1,761,117	1,430,625	3,421,570
(Off-Budget) .....	49,305	297,243	272,566	516,908
<b>Surplus (+) or Deficit (-) .....</b>	<b>-20,907</b>	<b>-802,294</b>	<b>-153,471</b>	<b>-1,752,065</b>
(On-Budget) .....	-41,985	-894,752	-269,074	-1,889,647
(Off-Budget) .....	+21,078	+92,457	+115,603	+137,582

<sup>1</sup>These estimates are based on the *FY 2010 Budget*, released by the Office of Management and Budget on February 26, 2009.

<sup>2</sup>Outlays have been decreased due to prior month reclassifications of TARP equity reporting to Credit Reform in the amount of \$175,411 million for *FY 2009*. This adjustment reflects a reporting change in accordance with the *Federal Credit Reform Act of 1990*.

... No Transactions

Note: Details may not add to totals due to rounding.

**Table 4. Receipts of the U.S. Government, April 2009 and Other Periods**

Classification	This Month			Current Fiscal Year to Date			Prior Fiscal Year to Date		
	Gross Receipts	Refunds (Deduct)	Receipts	Gross Receipts	Refunds (Deduct)	Receipts	Gross Receipts	Refunds (Deduct)	Receipts
<b>Individual Income Taxes:</b>									
Withheld.....	62,502			547,713			601,721		
Presidential Election Campaign Fund.....	12			35			36		
Other.....	130,783			224,688			322,471		
<b>Total--Individual Income Taxes.....</b>	<b>193,297</b>	<b>56,629</b>	<b>136,668</b>	<b>772,435</b>	<b>206,066</b>	<b>566,369</b>	<b>924,228</b>	<b>176,670</b>	<b>747,558</b>
<b>Corporation Income Taxes.....</b>	<b>27,519</b>	<b>12,974</b>	<b>14,545</b>	<b>129,743</b>	<b>58,962</b>	<b>70,781</b>	<b>207,045</b>	<b>35,903</b>	<b>171,142</b>
<b>Social Insurance and Retirement Receipts:</b>									
<b>Employment and General Retirement:</b>									
<b>Federal Old-Age and Survivors Ins. Trust Fund:</b>									
Federal Insurance Contributions Act Taxes.....	46,581		46,581	316,845		316,845	313,090		313,090
Self-Employment Contributions Act Taxes.....	13,585		13,585	21,056		21,056	20,404		20,404
Adjustments Attributable to Prior Years.....				-4,770		-4,770	-1,673		-1,673
<b>Total--FOASI Trust Fund.....</b>	<b>60,166</b>		<b>60,166</b>	<b>333,131</b>		<b>333,131</b>	<b>331,821</b>		<b>331,821</b>
<b>Federal Disability Insurance Trust Fund:</b>									
Federal Insurance Contributions Act Taxes.....	7,910		7,910	53,804		53,804	53,166		53,166
Self-Employment Contributions Act Taxes.....	2,307		2,307	3,575		3,575	3,465		3,465
Adjustments Attributable to Prior Years.....				-809		-809	-283		-283
<b>Total--FDI Trust Fund.....</b>	<b>10,217</b>		<b>10,217</b>	<b>56,570</b>		<b>56,570</b>	<b>56,348</b>		<b>56,348</b>
<b>Federal Hospital Insurance Trust Fund:</b>									
Federal Insurance Contributions Act Taxes.....	14,440		14,440	107,513		107,513	106,754		106,754
Self-Employment Contributions Act Taxes.....	5,814		5,814	9,028		9,028	8,933		8,933
Adjustments Attributable to Prior Years.....				-211		-211	498		498
<b>Total--FHI Trust Fund.....</b>	<b>20,254</b>		<b>20,254</b>	<b>116,330</b>		<b>116,330</b>	<b>116,185</b>		<b>116,185</b>
<b>Railroad Retirement :</b>									
Rail Pension and Supplemental Annuity.....	177	2	174	1,358	3	1,356	1,349	5	1,344
Social Security Equivalent Account.....	176	2	173	1,450	3	1,447	1,462	6	1,455
<b>Total--Employment and General Retirement.....</b>	<b>90,989</b>	<b>5</b>	<b>90,985</b>	<b>508,838</b>	<b>5</b>	<b>508,833</b>	<b>507,164</b>	<b>12</b>	<b>507,153</b>
<b>Unemployment Insurance:</b>									
Deposits by States.....	3,463		3,463	11,503		11,503	12,796		12,796
Federal Unemployment Tax Act Taxes.....	3,596	20	3,576	5,599	51	5,548	5,996	57	5,939
Railroad Unemployment Taxes.....	19		19	66		66	66		66
<b>Total--Unemployment Insurance.....</b>	<b>7,078</b>	<b>20</b>	<b>7,058</b>	<b>17,167</b>	<b>51</b>	<b>17,117</b>	<b>18,858</b>	<b>57</b>	<b>18,801</b>
<b>Other Retirement:</b>									
Federal Employees Retirement - Employee Share.....	320		320	2,378		2,378	2,389		2,389
Non-Federal Employees Retirement.....	4		4	22		22	26		26
<b>Total--Other Retirement.....</b>	<b>323</b>		<b>323</b>	<b>2,401</b>		<b>2,401</b>	<b>2,415</b>		<b>2,415</b>
<b>Total--Social Insurance and Retirement Receipts.....</b>	<b>98,391</b>	<b>25</b>	<b>98,366</b>	<b>528,406</b>	<b>56</b>	<b>528,350</b>	<b>528,438</b>	<b>69</b>	<b>528,369</b>
<b>Excise Taxes:</b>									
Miscellaneous Excise Taxes.....	1,695	116	1,579	10,873	820	10,053	11,348	867	10,481
Airport and Airway Trust Fund.....	955		955	5,717	71	5,647	6,067	30	6,037
Highway Trust Fund.....	3,055		3,055	18,672	355	18,318	20,577	335	20,242
Black Lung Disability Trust Fund.....	53		53	326		326	369		369
<b>Total--Excise Taxes.....</b>	<b>5,759</b>	<b>116</b>	<b>5,642</b>	<b>35,589</b>	<b>1,245</b>	<b>34,343</b>	<b>38,362</b>	<b>1,232</b>	<b>37,130</b>
<b>Estate and Gift Taxes.....</b>	<b>4,060</b>	<b>84</b>	<b>3,976</b>	<b>16,840</b>	<b>758</b>	<b>16,082</b>	<b>18,688</b>	<b>568</b>	<b>18,121</b>
<b>Customs Duties.....</b>	<b>1,960</b>	<b>82</b>	<b>1,878</b>	<b>14,676</b>	<b>613</b>	<b>14,063</b>	<b>16,294</b>	<b>577</b>	<b>15,717</b>
<b>Miscellaneous Receipts:</b>									
Deposits of Earnings by Federal Reserve Banks.....	4,005		4,005	15,976		15,976	22,511		22,511
Universal Service Fund.....	598		598	4,716		4,716	4,660		4,660
All Other.....	561	6	555	5,444	58	5,385	4,555	42	4,513
<b>Total -- Miscellaneous Receipts.....</b>	<b>5,164</b>	<b>6</b>	<b>5,158</b>	<b>26,135</b>	<b>58</b>	<b>26,077</b>	<b>31,726</b>	<b>42</b>	<b>31,684</b>
<b>Total -- Receipts.....</b>	<b>336,148</b>	<b>69,916</b>	<b>266,232</b>	<b>1,523,824</b>	<b>267,758</b>	<b>1,256,066</b>	<b>1,764,780</b>	<b>215,060</b>	<b>1,549,720</b>
<b>Total -- On-Budget.....</b>	<b>265,765</b>	<b>69,916</b>	<b>195,849</b>	<b>1,134,124</b>	<b>267,758</b>	<b>866,366</b>	<b>1,376,611</b>	<b>215,060</b>	<b>1,161,551</b>
<b>Total -- Off-Budget.....</b>	<b>70,383</b>		<b>70,383</b>	<b>389,700</b>		<b>389,700</b>	<b>388,169</b>		<b>388,169</b>

... No Transactions  
 (\*\*) Less than \$500,000

Note: Details may not add to totals due to rounding.

**Table 5. Outlays of the U.S. Government, April 2009 and Other Periods**

Classification	[\$ millions]								
	This Month			Current Fiscal Year to Date			Prior Fiscal Year to Date		
	Gross Outlays	Applicable Receipts	Outlays	Gross Outlays	Applicable Receipts	Outlays	Gross Outlays	Applicable Receipts	Outlays
<b>Legislative Branch:</b>									
Senate .....	72	(**)	72	505	1	504	478	1	476
House of Representatives.....	114	(**)	114	785	1	784	785	1	784
Joint Items .....	1	.....	1	12	.....	12	13	.....	13
Capitol Police.....	23	.....	23	172	.....	172	153	.....	153
Congressional Budget Office .....	3	.....	3	23	.....	23	21	.....	21
Architect of the Capitol.....	53	(**)	53	301	2	298	294	6	288
Library of Congress .....	51	1	50	600	5	595	533	7	526
Government Printing Office.....	9	.....	9	87	.....	87	61	.....	61
Government Accountability Office.....	40	.....	40	297	.....	297	283	.....	283
United States Tax Court.....	4	.....	4	29	.....	29	27	.....	27
Other Legislative Branch Agencies .....	-6	.....	-6	33	.....	33	30	.....	30
Proprietary Receipts from the Public.....	.....	1	-1	.....	4	-4	.....	3	-3
Intrabudgetary Transactions .....	-1	.....	-1	-18	.....	-18	-28	.....	-28
<b>Total--Legislative Branch .....</b>	<b>365</b>	<b>3</b>	<b>362</b>	<b>2,827</b>	<b>14</b>	<b>2,813</b>	<b>2,651</b>	<b>17</b>	<b>2,633</b>
<b>Judicial Branch:</b>									
Supreme Court of the United States .....	9	.....	9	54	.....	54	50	.....	50
Courts of Appeals, District Courts, and Other Judicial Services .....	508	.....	508	3,668	.....	3,668	3,527	.....	3,527
Other .....	97	.....	97	205	.....	205	183	.....	183
Proprietary Receipts from the Public.....	.....	9	-9	.....	79	-79	.....	47	-47
Intrabudgetary Transactions .....	-78	.....	-78	-80	.....	-80	-130	.....	-130
<b>Total--Judicial Branch .....</b>	<b>536</b>	<b>9</b>	<b>527</b>	<b>3,847</b>	<b>79</b>	<b>3,768</b>	<b>3,630</b>	<b>47</b>	<b>3,584</b>
<b>Department of Agriculture:</b>									
Agricultural Research Service.....	86	.....	86	691	.....	691	772	.....	772
Cooperative State Research, Education, And Extension Service:									
Research and Education Activities.....	47	.....	47	355	.....	355	349	.....	349
Extension Activities.....	51	.....	51	247	.....	247	246	.....	246
Other .....	4	.....	4	31	.....	31	33	.....	33
Animal and Plant Health Inspection Service .....	94	.....	94	654	.....	654	666	.....	666
Food Safety and Inspection Service .....	71	.....	71	524	.....	524	524	.....	524
Agricultural Marketing Service .....	38	.....	38	732	.....	732	548	.....	548
Risk Management Agency:									
Administrative and Operating Expenses .....	5	.....	5	39	.....	39	44	.....	44
Federal Crop Insurance Corporation Fund.....	881	216	666	9,427	3,842	5,586	3,896	2,028	1,868
Farm Service Agency:									
Salaries and Expenses .....	-194	.....	-194	498	.....	498	523	.....	523
Commodity Credit Corporation .....	524	1,382	-858	18,449	6,262	12,187	18,258	7,033	11,225
Tobacco Trust Fund.....	3	.....	3	662	.....	662	675	.....	675
Agricultural Credit Insurance Fund.....	343	25	318	426	196	231	537	269	268
Other .....	16	.....	16	142	.....	142	2,178	.....	2,178
<b>Total--Farm Service Agency .....</b>	<b>692</b>	<b>1,407</b>	<b>-715</b>	<b>20,178</b>	<b>6,458</b>	<b>13,720</b>	<b>22,171</b>	<b>7,302</b>	<b>14,869</b>
Natural Resources Conservation Service:									
Conservation Operations .....	56	.....	56	454	.....	454	460	.....	460
Farm Security and Rural Investment Programs .....	92	.....	92	1,039	.....	1,039	1,042	.....	1,042
Other .....	18	.....	18	153	.....	153	167	.....	167
Rural Development .....	98	.....	98	582	.....	582	338	.....	338
Rural Housing Service:									
Rural Housing Insurance Fund .....	28	56	-28	350	467	-117	588	566	22
Rental Assistance Program .....	82	.....	82	564	.....	564	536	.....	536
Other .....	11	.....	11	67	.....	67	62	.....	62
Rural Utilities Service:									
Rural Electrification and Telecommunications Fund .....	(**)	204	-204	281	1,355	-1,074	518	1,877	-1,360
Other .....	6	17	-11	30	132	-102	26	132	-106
Foreign Agricultural Service.....	-80	.....	-80	1,135	.....	1,135	862	.....	862
Food and Nutrition Service:									
Food Stamp Program .....	4,970	.....	4,970	29,477	.....	29,477	22,366	.....	22,366
Child Nutrition Programs.....	1,614	.....	1,614	10,175	.....	10,175	9,212	.....	9,212
Special Supplemental Nutrition Program For Women, Infants, and Children (WIC) .....	525	.....	525	3,837	.....	3,837	3,586	.....	3,586
Other .....	40	.....	40	373	.....	373	252	.....	252
<b>Total--Food and Nutrition Service .....</b>	<b>7,147</b>	<b>.....</b>	<b>7,147</b>	<b>43,861</b>	<b>.....</b>	<b>43,861</b>	<b>35,417</b>	<b>.....</b>	<b>35,417</b>
Forest Service:									
National Forest System.....	103	.....	103	811	.....	811	844	.....	844
Wildland Fire Management.....	120	.....	120	1,128	.....	1,128	1,096	.....	1,096
Forest Service Permanent Appropriations .....	12	.....	12	588	.....	588	491	.....	491
Other .....	88	.....	88	743	.....	743	746	.....	746
<b>Total--Forest Service .....</b>	<b>323</b>	<b>.....</b>	<b>323</b>	<b>3,271</b>	<b>.....</b>	<b>3,271</b>	<b>3,177</b>	<b>.....</b>	<b>3,177</b>
Other .....	79	4	75	572	27	544	576	32	544
Proprietary Receipts from the Public.....	.....	43	-43	.....	418	-418	.....	1,297	-1,297
Intrabudgetary Transactions .....	(**)	.....	(**)	-181	.....	-181	42	.....	42
<b>Total--Department of Agriculture.....</b>	<b>9,830</b>	<b>1,946</b>	<b>7,884</b>	<b>85,055</b>	<b>12,699</b>	<b>72,356</b>	<b>73,058</b>	<b>13,234</b>	<b>59,823</b>

**Table 5. Outlays of the U.S. Government, April 2009 and Other Periods—Continued**

Classification	[\$ millions]								
	This Month			Current Fiscal Year to Date			Prior Fiscal Year to Date		
	Gross Outlays	Applicable Receipts	Outlays	Gross Outlays	Applicable Receipts	Outlays	Gross Outlays	Applicable Receipts	Outlays
<b>Department of Commerce:</b>									
Economic Development Administration .....	27	(**)	27	143	1	142	162	1	161
Bureau of the Census .....	399	.....	399	1,437	.....	1,437	627	.....	627
International Trade Administration .....	26	.....	26	207	.....	207	259	.....	259
National Oceanic and Atmospheric Administration .....	330	(**)	330	2,523	5	2,518	2,405	11	2,394
National Institute of Standards and Technology .....	64	.....	64	451	.....	451	430	.....	430
National Telecommunication and Information Administration .....	181	.....	181	1,369	.....	1,369	68	.....	68
Other .....	39	1	37	270	12	258	196	11	186
Proprietary Receipts from the Public .....	.....	6	-6	.....	35	-35	.....	-10	10
Intrabudgetary Transactions .....	-24	.....	-24	-34	.....	-34	1	.....	1
<b>Total--Department of Commerce .....</b>	<b>1,042</b>	<b>7</b>	<b>1,035</b>	<b>6,367</b>	<b>52</b>	<b>6,315</b>	<b>4,148</b>	<b>13</b>	<b>4,136</b>
<b>Department of Defense--Military:</b>									
<b>Military Personnel:</b>									
Department of the Army .....	5,065	.....	5,065	39,312	.....	39,312	36,666	.....	36,666
Department of the Navy .....	3,085	.....	3,085	26,572	.....	26,572	26,101	.....	26,101
Department of the Air Force .....	2,494	.....	2,494	19,873	.....	19,873	19,494	.....	19,494
Defense Agencies .....	.....	.....	.....	3,745	.....	3,745	2,776	.....	2,776
<b>Total--Military Personnel .....</b>	<b>10,643</b>	<b>.....</b>	<b>10,643</b>	<b>89,503</b>	<b>.....</b>	<b>89,503</b>	<b>85,038</b>	<b>.....</b>	<b>85,038</b>
<b>Operation and Maintenance:</b>									
Department of the Army .....	8,424	.....	8,424	55,189	.....	55,189	54,202	.....	54,202
Department of the Navy .....	4,146	.....	4,146	29,381	.....	29,381	27,676	.....	27,676
Department of the Air Force .....	4,230	.....	4,230	29,670	.....	29,670	28,002	.....	28,002
Defense Agencies .....	4,712	.....	4,712	32,398	.....	32,398	28,551	.....	28,551
<b>Total--Operation and Maintenance .....</b>	<b>21,512</b>	<b>.....</b>	<b>21,512</b>	<b>146,638</b>	<b>.....</b>	<b>146,638</b>	<b>138,432</b>	<b>.....</b>	<b>138,432</b>
<b>International Reconstruction and Other Assistance:</b>									
Department of the Army .....	2	.....	2	17	.....	17	18	.....	18
<b>Procurement:</b>									
Department of the Army .....	3,750	.....	3,750	25,701	.....	25,701	20,902	.....	20,902
Department of the Navy .....	2,836	.....	2,836	21,750	.....	21,750	21,960	.....	21,960
Department of the Air Force .....	3,812	.....	3,812	21,717	.....	21,717	19,336	.....	19,336
Defense Agencies .....	636	.....	636	3,974	.....	3,974	2,806	.....	2,806
<b>Total--Procurement .....</b>	<b>11,034</b>	<b>.....</b>	<b>11,034</b>	<b>73,143</b>	<b>.....</b>	<b>73,143</b>	<b>65,003</b>	<b>.....</b>	<b>65,003</b>
<b>Research, Development, Test, and Evaluation:</b>									
Department of the Army .....	792	.....	792	6,801	.....	6,801	6,685	.....	6,685
Department of the Navy .....	1,444	.....	1,444	11,272	.....	11,272	10,902	.....	10,902
Department of the Air Force .....	2,882	.....	2,882	16,666	.....	16,666	15,078	.....	15,078
Defense Agencies .....	1,862	.....	1,862	12,396	.....	12,396	11,638	.....	11,638
<b>Total--Research, Development, Test, and Evaluation .....</b>	<b>6,980</b>	<b>.....</b>	<b>6,980</b>	<b>47,134</b>	<b>.....</b>	<b>47,134</b>	<b>44,304</b>	<b>.....</b>	<b>44,304</b>
<b>Military Construction:</b>									
Department of the Army .....	215	.....	215	2,338	.....	2,338	1,673	.....	1,673
Department of the Navy .....	203	.....	203	1,007	.....	1,007	798	.....	798
Department of the Air Force .....	98	.....	98	732	.....	732	818	.....	818
Defense Agencies .....	799	.....	799	5,237	.....	5,237	2,619	.....	2,619
<b>Total--Military Construction .....</b>	<b>1,316</b>	<b>.....</b>	<b>1,316</b>	<b>9,314</b>	<b>.....</b>	<b>9,314</b>	<b>5,908</b>	<b>.....</b>	<b>5,908</b>
<b>Family Housing:</b>									
Department of the Army .....	82	.....	82	437	.....	437	608	.....	608
Department of the Navy .....	48	.....	48	285	.....	285	310	.....	310
Department of the Air Force .....	96	.....	96	675	.....	675	783	.....	783
Defense Agencies .....	57	.....	57	215	.....	215	387	.....	387
<b>Revolving and Management Funds:</b>									
Department of the Army .....	.....	.....	.....	.....	.....	.....	(**)	.....	(**)
Department of the Navy .....	71	.....	71	1,113	.....	1,113	948	.....	948
Defense Agencies:									
Working Capital Fund .....	206	.....	206	858	.....	858	1,950	.....	1,950
Other .....	-45	.....	-45	62	.....	62	-44	(**)	-44
Other .....	2	.....	2	-7	.....	-7	(**)	.....	(**)
<b>Trust Funds:</b>									
Department of the Army .....	(**)	.....	(**)	1	.....	1	2	.....	2
Department of the Navy .....	2	.....	2	16	.....	16	12	.....	12
Department of the Air Force .....	(**)	.....	(**)	5	1	5	9	5	4
Defense Agencies .....	17	.....	17	109	.....	109	94	.....	94
<b>Proprietary Receipts from the Public:</b>									
Department of the Army .....	.....	108	-108	.....	207	-207	.....	681	-681
Department of the Navy .....	.....	1	-1	.....	224	-224	.....	40	-40
Department of the Air Force .....	.....	12	-12	.....	-11	11	.....	30	-30
Defense Agencies .....	.....	214	-214	.....	511	-511	.....	413	-413
<b>Intrabudgetary Transactions:</b>									
Department of the Army .....	20	.....	20	-59	.....	-59	33	.....	33
Department of the Navy .....	-6	.....	-6	-11	.....	-11	-8	.....	-8
Department of the Air Force .....	-18	.....	-18	54	.....	54	-38	.....	-38
Defense Agencies .....	21	.....	21	24	.....	24	-173	.....	-173
<b>Offsetting Governmental Receipts:</b>									
Department of the Army .....	.....	1	-1	.....	6	-6	.....	5	-5
Defense Agencies .....	.....	(**)	(**)	.....	(**)	(**)	.....	(**)	(**)
<b>Total--Department of Defense--Military .....</b>	<b>52,039</b>	<b>335</b>	<b>51,704</b>	<b>369,525</b>	<b>936</b>	<b>368,588</b>	<b>343,576</b>	<b>1,175</b>	<b>342,401</b>



**Table 5. Outlays of the U.S. Government, April 2009 and Other Periods—Continued**

Classification	[\$ millions]								
	This Month			Current Fiscal Year to Date			Prior Fiscal Year to Date		
	Gross Outlays	Applicable Receipts	Outlays	Gross Outlays	Applicable Receipts	Outlays	Gross Outlays	Applicable Receipts	Outlays
<b>Department of Education:</b>									
Office of Elementary and Secondary Education:									
Education for the Disadvantaged.....	1,232	.....	1,232	8,582	.....	8,582	8,107	.....	8,107
Impact Aid.....	307	.....	307	948	.....	948	1,052	.....	1,052
School Improvement Programs.....	439	.....	439	2,977	.....	2,977	3,032	.....	3,032
Other.....	40	.....	40	91	.....	91	62	.....	62
Total--Office of Elementary and Secondary Education.....	2,019	.....	2,019	12,598	.....	12,598	12,252	.....	12,252
Office of Innovation and Improvement.....	82	.....	82	576	.....	576	492	.....	492
Office of Safe and Drug-Free Schools.....	77	.....	77	451	.....	451	476	.....	476
Office of English Language Acquisition.....	50	.....	50	377	.....	377	334	.....	334
Office of Special Education and Rehabilitative Services:									
Special Education.....	1,250	.....	1,250	7,743	.....	7,743	7,817	.....	7,817
Rehabilitation Services and Disability Research.....	260	.....	260	1,894	.....	1,894	1,932	.....	1,932
Special Institutions for Persons with Disabilities.....	40	.....	40	123	.....	123	115	.....	115
Office of Vocational and Adult Education.....	151	.....	151	1,134	.....	1,134	1,073	.....	1,073
Office of Postsecondary Education:									
Higher Education.....	196	.....	196	1,243	.....	1,243	1,129	.....	1,129
Other.....	55	2	53	154	11	143	138	11	127
Total--Office of Postsecondary Education.....	251	2	249	1,397	11	1,386	1,266	11	1,256
Office of Federal Student Aid:									
Student Financial Assistance.....	1,354	.....	1,354	13,241	.....	13,241	10,577	.....	10,577
Academic Competitiveness-Smart Grant Program.....	43	.....	43	418	.....	418	383	.....	383
Student Aid Administration.....	45	.....	45	396	.....	396	366	.....	366
Federal Student Loan Reserve Fund.....	.....	.....	.....	-391	.....	-391	-483	.....	-483
Federal Direct Student Loans.....	2	.....	2	20	.....	20	278	.....	278
Federal Family Education Loans.....	-59	.....	-59	-277	.....	-277	1,137	.....	1,137
Total--Federal Student Aid.....	1,385	.....	1,385	13,407	.....	13,407	12,258	.....	12,258
Institute of Education Sciences.....	59	.....	59	329	.....	329	253	.....	253
Hurricane Education Recovery.....	2	.....	2	43	.....	43	132	.....	132
Other.....	36	.....	36	310	.....	310	319	.....	319
Proprietary Receipts from the Public.....	.....	13	-13	.....	942	-942	.....	111	-111
Intrabudgetary Transactions.....	5	.....	5	24	.....	24	27	.....	27
Total--Department of Education.....	5,667	14	5,653	40,406	953	39,453	38,746	122	38,624
<b>Department of Energy:</b>									
National Nuclear Security Administration:									
Naval Reactors.....	84	.....	84	487	.....	487	458	.....	458
Weapons Activities.....	499	.....	499	3,569	.....	3,569	3,510	.....	3,510
Defense Nuclear Nonproliferation.....	133	.....	133	942	.....	942	906	.....	906
Other.....	42	.....	42	241	.....	241	217	.....	217
Environmental and Other Defense Activities:									
Defense Environmental Cleanup.....	581	.....	581	3,536	.....	3,536	3,504	.....	3,504
Other Defense Activities.....	50	.....	50	485	.....	485	436	.....	436
Defense Nuclear Waste Disposal.....	8	.....	8	93	.....	93	162	.....	162
Other.....	.....	.....	.....	(**)	.....	(**)	-1	.....	-1
Energy Programs:									
Science.....	338	.....	338	2,388	.....	2,388	2,237	.....	2,237
Energy Supply.....	120	.....	120	743	.....	743	946	.....	946
Energy Efficiency and Renewable Energy.....	134	.....	134	766	.....	766	152	.....	152
Uranium Enrichment Decontamination and Decommissioning Fund.....	61	.....	61	314	.....	314	294	.....	294
Other.....	285	13	272	1,162	31	1,131	983	22	961
Total--Energy Programs.....	938	13	925	5,373	31	5,342	4,613	22	4,590
Power Marketing Administration.....	39	50	-12	1,587	1,638	-51	1,805	1,880	-74
Departmental Administration.....	-16	.....	-16	137	.....	137	147	.....	147
Proprietary Receipts from the Public.....	.....	174	-174	.....	930	-930	.....	873	-873
Intrabudgetary Transactions.....	-210	.....	-210	-985	.....	-985	-1,938	.....	-1,938
Total--Department of Energy.....	2,147	238	1,909	15,466	2,600	12,866	13,819	2,776	11,044

**Table 5. Outlays of the U.S. Government, April 2009 and Other Periods—Continued**

Classification	[\$ millions]								
	This Month			Current Fiscal Year to Date			Prior Fiscal Year to Date		
	Gross Outlays	Applicable Receipts	Outlays	Gross Outlays	Applicable Receipts	Outlays	Gross Outlays	Applicable Receipts	Outlays
<b>Department of Health and Human Services:</b>									
Public Health Service:									
Food and Drug Administration .....	197	1	196	1,094	4	1,090	641	4	637
Health Resources and Services Administration .....	531	1	530	3,983	6	3,977	3,960	8	3,952
Indian Health Services .....	297	.....	297	1,951	.....	1,951	1,616	.....	1,616
Centers for Disease Control and Prevention .....	555	.....	555	3,567	.....	3,567	3,294	.....	3,294
National Institutes of Health .....	2,472	.....	2,472	17,050	.....	17,050	16,635	.....	16,635
Substance Abuse and Mental Health Services Administration .....	257	.....	257	1,834	.....	1,834	1,881	.....	1,881
Agency for Healthcare Research and Quality .....	22	.....	22	-9	.....	-9	-52	.....	-52
<b>Total--Public Health Service .....</b>	<b>4,331</b>	<b>2</b>	<b>4,330</b>	<b>29,469</b>	<b>10</b>	<b>29,459</b>	<b>27,974</b>	<b>12</b>	<b>27,961</b>
Centers for Medicare and Medicaid Services:									
Grants to States for Medicaid .....	26,118	.....	26,118	141,947	.....	141,947	117,294	.....	117,294
Payments to Health Care Trust Funds .....	22,539	.....	22,539	121,034	.....	121,034	111,458	.....	111,458
State Children's Health Insurance Fund .....	669	.....	669	4,218	.....	4,218	3,858	.....	3,858
Federal Hospital Insurance Trust Fund:									
Benefit Payments .....	20,247	.....	20,247	133,695	.....	133,695	125,917	.....	125,917
Administrative Expenses .....	184	.....	184	1,331	.....	1,331	1,214	.....	1,214
<b>Total--FHI Trust Fund .....</b>	<b>20,431</b>	<b>.....</b>	<b>20,431</b>	<b>135,026</b>	<b>.....</b>	<b>135,026</b>	<b>127,131</b>	<b>.....</b>	<b>127,131</b>
Health Care Fraud and Abuse Control .....	68	.....	68	444	.....	444	492	.....	492
Federal Supplementary Medical Insurance Trust Fund:									
Benefit Payments .....	17,197	.....	17,197	114,123	.....	114,123	104,366	.....	104,366
Administrative Expenses .....	227	.....	227	1,503	.....	1,503	1,509	.....	1,509
<b>Total--FSMI Trust Fund .....</b>	<b>17,424</b>	<b>.....</b>	<b>17,424</b>	<b>115,626</b>	<b>.....</b>	<b>115,626</b>	<b>105,875</b>	<b>.....</b>	<b>105,875</b>
Medicare Prescription Drugs:									
Benefit Payments .....	4,611	.....	4,611	30,245	.....	30,245	23,200	.....	23,200
Administrative Expenses .....	10	.....	10	37	.....	37	173	.....	173
Other .....	33	.....	33	417	.....	417	372	.....	372
<b>Total--Centers for Medicare and Medicaid Services .....</b>	<b>91,903</b>	<b>.....</b>	<b>91,903</b>	<b>548,994</b>	<b>.....</b>	<b>548,994</b>	<b>489,852</b>	<b>.....</b>	<b>489,852</b>
Administration for Children and Families:									
Temporary Assistance for Needy Families .....	1,457	.....	1,457	11,195	.....	11,195	10,685	.....	10,685
Payments to States for Child Support Enforcement and Family Support Programs .....									
Low Income Home Energy Assistance .....	268	.....	268	1,976	.....	1,976	2,111	.....	2,111
Refugee and Entrant Assistance .....	482	.....	482	3,308	.....	3,308	1,990	.....	1,990
Child Care Entitlement to States .....	43	.....	43	347	.....	347	315	.....	315
Payments to States for the Child Care and Development Block Grant .....	170	.....	170	1,776	.....	1,776	1,613	.....	1,613
Social Services Block Grant .....	299	.....	299	1,218	.....	1,218	1,148	.....	1,148
Children and Families Services Programs .....	252	.....	252	1,126	.....	1,126	1,155	.....	1,155
Payments to States for Foster Care and Adoption Assistance .....	915	.....	915	5,425	.....	5,425	5,414	.....	5,414
Other .....	561	.....	561	3,908	.....	3,908	3,938	.....	3,938
<b>Total--Administration for Children and Families .....</b>	<b>4,471</b>	<b>.....</b>	<b>4,471</b>	<b>30,826</b>	<b>.....</b>	<b>30,826</b>	<b>28,726</b>	<b>.....</b>	<b>28,726</b>
Administration on Aging .....	130	.....	130	869	.....	869	863	.....	863
Departmental Management .....	31	.....	31	1,318	.....	1,318	1,510	.....	1,510
Other .....	113	.....	113	404	.....	404	437	.....	437
Proprietary Receipts from the Public .....	.....	5,695	-5,695	.....	38,346	-38,346	.....	36,121	-36,121
Intrabudgetary Transactions:									
Payments for Health Insurance for the Aged:									
Federal Supplementary Medical Insurance Trust Fund .....	-16,426	.....	-16,426	-112,292	.....	-112,292	-102,047	.....	-102,047
Payments for Tax and Other Credits:									
Federal Hospital Insurance Trust Fund .....	-6,111	.....	-6,111	-8,742	.....	-8,742	-9,406	.....	-9,406
Other .....	-39	.....	-39	9	.....	9	-148	.....	-148
<b>Total--Department of Health and Human Services .....</b>	<b>78,403</b>	<b>5,697</b>	<b>72,707</b>	<b>490,854</b>	<b>38,356</b>	<b>452,499</b>	<b>437,762</b>	<b>36,134</b>	<b>401,628</b>
<b>Department of Homeland Security:</b>									
Departmental Management and Operations .....	89	.....	89	584	.....	584	435	.....	435
Citizenship and Immigration Services .....	213	.....	213	1,409	.....	1,409	1,117	.....	1,117
United States Secret Service .....	140	.....	140	983	.....	983	890	.....	890
Transportation Security Administration .....	398	.....	398	2,909	.....	2,909	2,651	.....	2,651
Immigration and Customs Enforcement .....	444	.....	444	2,904	.....	2,904	2,416	.....	2,416
Customs and Border Protection .....	1,064	.....	1,064	7,287	.....	7,287	5,486	.....	5,486
United States Coast Guard .....	774	1	773	5,578	6	5,572	5,057	6	5,051
National Protection and Programs Directorate .....	185	.....	185	724	.....	724	740	.....	740
Federal Emergency Management Administration:									
State and Local Programs .....	231	.....	231	962	.....	962	1,274	.....	1,274
Firefighter Assistance Grants .....	44	.....	44	288	.....	288	462	.....	462
Disaster Relief .....	678	.....	678	6,466	.....	6,466	4,341	.....	4,341
National Flood Insurance Fund .....	35	106	-72	2,974	467	2,508	914	802	112
Other .....	137	.....	137	845	.....	845	596	.....	596
<b>Total--Federal Emergency Management Administration .....</b>	<b>1,126</b>	<b>106</b>	<b>1,019</b>	<b>11,535</b>	<b>467</b>	<b>11,069</b>	<b>7,587</b>	<b>802</b>	<b>6,785</b>
Science and Technology .....	90	.....	90	567	.....	567	539	.....	539
Domestic Nuclear Detection Office .....	42	.....	42	255	.....	255	207	.....	207
Other .....	27	.....	27	229	.....	229	268	.....	268
Proprietary Receipts from the Public .....	.....	9	-9	.....	47	-47	.....	146	-146
Intrabudgetary Transactions .....	22	.....	22	131	.....	131	127	.....	127
Offsetting Governmental Receipts .....	.....	509	-509	.....	3,026	-3,026	.....	3,685	-3,685
<b>Total--Department of Homeland Security .....</b>	<b>4,614</b>	<b>625</b>	<b>3,989</b>	<b>35,095</b>	<b>3,546</b>	<b>31,550</b>	<b>27,518</b>	<b>4,638</b>	<b>22,880</b>

**Table 5. Outlays of the U.S. Government, April 2009 and Other Periods—Continued**

Classification	[\$ millions]								
	This Month			Current Fiscal Year to Date			Prior Fiscal Year to Date		
	Gross Outlays	Applicable Receipts	Outlays	Gross Outlays	Applicable Receipts	Outlays	Gross Outlays	Applicable Receipts	Outlays
<b>Department of Housing and Urban Development:</b>									
Public and Indian Housing Programs:									
Tenant Based Rental Assistance.....	1,301	.....	1,301	8,999	.....	8,999	9,329	.....	9,329
Housing Certificate Fund .....	160	.....	160	977	.....	977	1,796	.....	1,796
Project-Based Rental Assistance.....	586	.....	586	4,247	.....	4,247	3,316	.....	3,316
Public Housing Capital Fund.....	244	.....	244	1,815	.....	1,815	1,714	.....	1,714
Public Housing Operating Fund.....	345	.....	345	2,608	.....	2,608	2,453	.....	2,453
Revitalization of Severely Distressed Public Housing (Hope VI).....	19	.....	19	156	.....	156	277	.....	277
Native American Housing Block Grant.....	45	.....	45	289	.....	289	306	.....	306
Other .....	-6	.....	-6	-52	(**)	-52	-36	.....	-36
<b>Total--Public and Indian Housing Programs.....</b>	<b>2,694</b>	<b>.....</b>	<b>2,694</b>	<b>19,040</b>	<b>(**)</b>	<b>19,040</b>	<b>19,156</b>	<b>.....</b>	<b>19,156</b>
Community Planning and Development:									
Housing Opportunities for Persons with AIDS.....	25	.....	25	168	.....	168	165	.....	165
Community Development Fund.....	513	.....	513	4,139	.....	4,139	5,771	.....	5,771
Home Investment Partnership Program.....	172	.....	172	1,099	.....	1,099	1,149	.....	1,149
Homeless Assistance Grants.....	118	.....	118	871	.....	871	839	.....	839
Other .....	10	.....	10	54	(**)	54	48	.....	1
<b>Total--Community Planning and Development.....</b>	<b>837</b>	<b>.....</b>	<b>837</b>	<b>6,331</b>	<b>(**)</b>	<b>6,331</b>	<b>7,973</b>	<b>.....</b>	<b>1</b>
Housing Programs:									
Credit Accounts:									
FHA-Mutual Mortgage Insurance Fund, Program Account.....	4	.....	4	25	.....	25	21	.....	21
FHA-Mutual Mortgage Insurance Capital Reserve Account.....	-185	.....	-185	-852	.....	-852	-741	.....	-741
FHA-Mutual Mortgage and Cooperative Housing Insurance Fund, Liquidating Account.....	.....	-1	1	8	-1	9	50	26	24
FHA-General and Special Risk Fund, Program Account.....	6	.....	6	34	.....	34	38	.....	38
FHA-General and Special Risk Fund, Liquidating Account.....	.....	52	-52	8	85	-77	112	176	-63
Housing for the Elderly or Handicapped Fund, Liquidating Account .....	(**)	60	-60	(**)	452	-452	(**)	619	-619
Home Ownership Preservation Entity Fund .....	(**)	.....	(**)	4	.....	4	.....	.....	.....
Housing for the Elderly.....	81	.....	81	570	.....	570	589	.....	589
Housing for Persons with Disabilities.....	72	.....	72	495	.....	495	497	.....	497
Other Assisted Housing Programs.....	4	.....	4	29	.....	29	34	.....	34
Other .....	(**)	1	-1	10	11	-1	4	22	-18
<b>Total--Housing Programs.....</b>	<b>-18</b>	<b>112</b>	<b>-130</b>	<b>332</b>	<b>546</b>	<b>-215</b>	<b>604</b>	<b>843</b>	<b>-239</b>
Government National Mortgage Association:									
Guarantees of Mortgage-Backed Securities .....	8	33	-26	37	-117	154	37	254	-217
Management and Administration .....	138	.....	138	948	.....	948	912	.....	912
Other .....	17	.....	17	136	.....	136	149	.....	149
Proprietary Receipts from the Public:									
FHA-General and Special Risk Fund.....	.....	31	-31	.....	82	-82	.....	342	-342
Other .....	.....	-9	9	.....	8	-8	.....	25	-25
Intrabudgetary Transactions .....	-1	.....	-1	-6	.....	-6	(**)	.....	(**)
Offsetting Governmental Receipts .....	.....	(**)	(**)	.....	2	-2	.....	69	-69
<b>Total--Department of Housing and Urban Development.....</b>	<b>3,674</b>	<b>167</b>	<b>3,507</b>	<b>26,817</b>	<b>521</b>	<b>26,296</b>	<b>28,831</b>	<b>1,534</b>	<b>27,297</b>
<b>Department of the Interior:</b>									
Land and Minerals Management:									
Bureau of Land Management:									
Management of Lands and Resources .....	84	.....	84	510	.....	510	461	.....	461
Other.....	50	4	45	387	56	331	403	86	317
Minerals Management Service.....	144	.....	144	1,385	.....	1,385	1,267	.....	1,267
Office of Surface Mining Reclamation and Enforcement.....	26	.....	26	315	.....	315	356	.....	356
<b>Total--Land and Minerals Management .....</b>	<b>302</b>	<b>4</b>	<b>298</b>	<b>2,598</b>	<b>56</b>	<b>2,542</b>	<b>2,488</b>	<b>86</b>	<b>2,402</b>
Water and Science:									
Bureau of Reclamation:									
Water and Related Resources.....	100	.....	100	419	.....	419	288	.....	288
Other.....	43	22	21	262	170	92	294	135	160
United States Geological Survey .....	78	.....	78	605	.....	605	576	.....	576
Other .....	1	.....	1	43	.....	43	46	.....	46
<b>Total--Water and Science .....</b>	<b>222</b>	<b>22</b>	<b>200</b>	<b>1,328</b>	<b>170</b>	<b>1,158</b>	<b>1,205</b>	<b>135</b>	<b>1,070</b>
Fish and Wildlife and Parks:									
United States Fish and Wildlife Service.....	166	.....	166	1,254	.....	1,254	1,247	.....	1,247
National Park Service .....	217	.....	217	1,703	.....	1,703	1,510	.....	1,510
<b>Total--Fish and Wildlife and Parks .....</b>	<b>383</b>	<b>.....</b>	<b>383</b>	<b>2,957</b>	<b>.....</b>	<b>2,957</b>	<b>2,757</b>	<b>.....</b>	<b>2,757</b>
Bureau of Indian Affairs And Bureau of Indian Education.....									
.....	362	(**)	362	1,477	1	1,476	1,492	1	1,492
Departmental Offices:									
Insular Affairs.....	33	.....	33	207	.....	207	193	.....	193
Office of the Special Trustee for American Indians.....	83	.....	83	323	.....	323	332	.....	332
Department-Wide Programs .....	118	.....	118	803	.....	803	854	.....	854
Other .....	19	.....	19	112	.....	112	116	.....	116
Proprietary Receipts from the Public.....	.....	384	-384	.....	3,347	-3,347	.....	3,119	-3,119
Intrabudgetary Transactions .....	-24	.....	-24	108	.....	108	-224	.....	-224
<b>Total--Department of the Interior.....</b>	<b>1,497</b>	<b>409</b>	<b>1,088</b>	<b>9,914</b>	<b>3,574</b>	<b>6,340</b>	<b>9,214</b>	<b>3,340</b>	<b>5,874</b>

**Table 5. Outlays of the U.S. Government, April 2009 and Other Periods—Continued**

Classification	[\$ millions]								
	This Month			Current Fiscal Year to Date			Prior Fiscal Year to Date		
	Gross Outlays	Applicable Receipts	Outlays	Gross Outlays	Applicable Receipts	Outlays	Gross Outlays	Applicable Receipts	Outlays
<b>Department of Justice:</b>									
General Administration .....	175	.....	175	1,123	.....	1,123	987	.....	987
Legal Activities and United States Marshals:									
General Legal Activities .....	67	.....	67	422	.....	422	444	.....	444
United States Attorneys .....	188	.....	188	1,075	.....	1,075	1,036	.....	1,036
United States Marshals Service .....	74	.....	74	592	.....	592	626	.....	626
Assets Forfeiture Fund .....	57	.....	57	552	.....	552	707	.....	707
Other .....	57	.....	57	305	.....	305	287	.....	287
Federal Bureau of Investigation .....	491	.....	491	3,637	.....	3,637	3,693	.....	3,693
Drug Enforcement Administration .....	187	.....	187	1,302	.....	1,302	1,148	.....	1,148
Bureau of Alcohol, Tobacco, Firearms, and Explosives .....	96	.....	96	601	.....	601	607	.....	607
Federal Prison System .....	509	31	478	3,562	193	3,370	3,280	190	3,090
Office of Justice Programs:									
State and Local Law Enforcement Assistance .....	67	.....	67	867	.....	867	1,091	.....	1,091
Crime Victims Fund .....	37	.....	37	335	.....	335	346	.....	346
Other .....	116	.....	116	852	.....	852	910	.....	910
Other .....	13	.....	13	305	.....	305	314	.....	314
Proprietary Receipts from the Public .....	.....	5	-5	.....	26	-26	.....	10	-10
Intrabudgetary Transactions .....	-286	.....	-286	-243	.....	-243	643	.....	643
Offsetting Governmental Receipts .....	.....	38	-38	.....	244	-244	.....	202	-202
<b>Total--Department of Justice .....</b>	<b>1,849</b>	<b>74</b>	<b>1,774</b>	<b>15,288</b>	<b>463</b>	<b>14,826</b>	<b>16,118</b>	<b>402</b>	<b>15,717</b>
<b>Department of Labor:</b>									
Employment and Training Administration:									
Training and Employment Services .....	304	.....	304	2,068	.....	2,068	2,526	.....	2,526
Community Service Employment for Older Americans .....	48	.....	48	314	.....	314	268	.....	268
Federal Unemployment Benefits and Allowances .....	33	.....	33	250	.....	250	514	.....	514
Federal Additional Unemployment Compensation Program-Recovery Act .....	986	.....	986	1,459	.....	1,459	.....	.....	.....
State Unemployment Insurance and Employment Service Operations .....	45	.....	45	41	.....	41	18	.....	18
Advances to the Unemployment Trust Fund And Other Funds .....	.....	.....	.....	20	.....	20	.....	.....	.....
Program Administration .....	11	.....	11	57	.....	57	65	.....	65
Unemployment Trust Fund:									
Federal-State Unemployment Insurance:									
State Unemployment Benefits .....	10,883	.....	10,883	55,484	.....	55,484	23,052	.....	23,052
State Administrative Expenses .....	302	.....	302	2,155	.....	2,155	2,032	.....	2,032
Federal Administrative Expenses .....	43	.....	43	296	.....	296	298	.....	298
Other .....	(**)	.....	(**)	1	.....	1	2	.....	2
Total--Unemployment Trust Fund .....	11,229	.....	11,229	57,937	.....	57,937	25,384	.....	25,384
Other .....	11,516	.....	11,516	11,518	.....	11,518	2	.....	2
<b>Total--Employment and Training Administration .....</b>	<b>24,172</b>	<b>.....</b>	<b>24,172</b>	<b>73,665</b>	<b>.....</b>	<b>73,665</b>	<b>28,777</b>	<b>.....</b>	<b>28,777</b>
Pension Benefit Guaranty Corporation .....	389	-96	485	2,741	2,294	448	2,751	2,925	-175
Employment Standards Administration:									
Salaries and Expenses .....	35	.....	35	249	.....	249	237	.....	237
Special Benefits .....	-625	.....	-625	65	.....	65	-62	.....	-62
Energy Employees Occupational Illness Compensation Fund:									
Special Benefits for Disabled Coal Miners .....	20	.....	20	144	.....	144	158	.....	158
Black Lung Disability Trust Fund .....	30	.....	30	9,187	.....	9,187	193	.....	193
Other .....	26	.....	26	182	.....	182	190	.....	190
Occupational Safety and Health Administration .....	43	.....	43	290	.....	290	285	.....	285
Mine Safety and Health Administration .....	35	.....	35	199	.....	199	200	.....	200
Bureau of Labor Statistics .....	43	.....	43	281	.....	281	270	.....	270
Departmental Management .....	165	.....	165	1,200	.....	1,200	679	.....	679
Other .....	(**)	.....	(**)	80	.....	80	77	.....	77
Proprietary Receipts from the Public .....	.....	3	-3	.....	20	-20	.....	25	-25
Intrabudgetary Transactions .....	-11,517	.....	-11,517	-20,901	.....	-20,901	-367	.....	-367
<b>Total--Department of Labor .....</b>	<b>12,907</b>	<b>-93</b>	<b>13,000</b>	<b>68,047</b>	<b>2,313</b>	<b>65,733</b>	<b>33,984</b>	<b>2,950</b>	<b>31,034</b>
<b>Department of State:</b>									
Administration of Foreign Affairs:									
Diplomatic and Consular Programs .....	366	.....	366	3,332	.....	3,332	3,321	.....	3,321
Embassy Security, Construction, and Maintenance .....	69	.....	69	713	.....	713	528	.....	528
Payment to Foreign Service Retirement And Disability Fund .....	89	.....	89	157	.....	157	17	.....	17
Foreign Service Retirement and Disability Fund .....	68	.....	68	472	.....	472	463	.....	463
Other .....	215	.....	215	612	.....	612	369	.....	369
Total--Administration of Foreign Affairs .....	807	.....	807	5,286	.....	5,286	4,698	.....	4,698
International Organizations and Conferences .....	18	.....	18	2,558	.....	2,558	2,049	.....	2,049
Migration and Refugee Assistance .....	137	.....	137	845	.....	845	608	.....	608
International Narcotics Control and Law Enforcement .....	-15	.....	-15	667	.....	667	214	.....	214
Andean Counterdrug Initiative .....	38	.....	38	274	.....	274	432	.....	432
Other .....	440	.....	440	2,336	.....	2,336	1,533	.....	1,533
Proprietary Receipts from the Public .....	.....	2	-2	.....	3	-3	.....	-35	35
Intrabudgetary Transactions .....	-55	.....	-55	-158	.....	-158	-50	.....	-50
<b>Total--Department of State .....</b>	<b>1,370</b>	<b>2</b>	<b>1,368</b>	<b>11,809</b>	<b>3</b>	<b>11,806</b>	<b>9,484</b>	<b>-35</b>	<b>9,519</b>

**Table 5. Outlays of the U.S. Government, April 2009 and Other Periods—Continued**

Classification	[\$ millions]								
	This Month			Current Fiscal Year to Date			Prior Fiscal Year to Date		
	Gross Outlays	Applicable Receipts	Outlays	Gross Outlays	Applicable Receipts	Outlays	Gross Outlays	Applicable Receipts	Outlays
<b>Department of Transportation:</b>									
Office of the Secretary .....	-35	.....	-35	96	.....	96	85	.....	85
<b>Federal Aviation Administration:</b>									
Operations .....	126	.....	126	1,147	.....	1,147	2,739	.....	2,739
<b>Airport and Airway Trust Fund:</b>									
Grants-In-Aid for Airports .....	262	.....	262	2,215	.....	2,215	2,139	.....	2,139
Facilities and Equipment .....	177	.....	177	1,335	.....	1,335	1,410	.....	1,410
Research, Engineering, and Development .....	8	.....	8	72	.....	72	56	.....	56
Trust Fund Share of FAA Operations .....	600	.....	600	4,001	.....	4,001	2,114	.....	2,114
Total--Airport and Airway Trust Fund .....	1,048	.....	1,048	7,623	.....	7,623	5,719	.....	5,719
Other .....	-53	40	-93	-116	95	-211	-73	102	-175
Total--Federal Aviation Administration .....	1,121	40	1,081	8,654	95	8,559	8,384	102	8,282
<b>Federal Highway Administration:</b>									
<b>Highway Trust Fund:</b>									
Federal-Aid Highways .....	2,228	.....	2,228	18,973	.....	18,973	17,993	.....	17,993
Other .....	6	3	3	41	12	29	96	8	88
Other Programs .....	93	.....	93	599	.....	599	768	.....	768
Total--Federal Highway Administration .....	2,327	3	2,324	19,614	12	19,602	18,857	8	18,849
Federal Motor Carrier Safety Administration .....	44	.....	44	299	.....	299	279	.....	279
National Highway Traffic Safety Administration .....	39	.....	39	418	.....	418	419	.....	419
Federal Railroad Administration .....	283	4	279	986	7	979	1,149	3	1,146
<b>Federal Transit Administration:</b>									
Formula Grants .....	57	.....	57	493	.....	493	821	.....	821
Capital Investment Grants .....	211	.....	211	1,251	.....	1,251	1,209	.....	1,209
Formula and Bus Grants .....	524	.....	524	3,738	.....	3,738	2,762	.....	2,762
Other .....	13	.....	13	126	.....	126	121	.....	121
Total--Federal Transit Administration .....	806	.....	806	5,608	.....	5,608	4,913	.....	4,913
Maritime Administration .....	202	10	192	514	332	182	326	263	63
Other .....	31	2	29	132	7	125	81	6	75
Proprietary Receipts from the Public .....	.....	5	-5	.....	65	-65	.....	58	-58
Intrabudgetary Transactions .....	(**)	.....	(**)	23	.....	23	-10	.....	-10
Offsetting Governmental Receipts .....	.....	5	-5	.....	24	-24	.....	62	-62
Total--Department of Transportation .....	4,818	70	4,748	36,343	541	35,802	34,482	501	33,980
<b>Department of the Treasury:</b>									
<b>Departmental Offices:</b>									
Exchange Stabilization Fund .....	.....	528	-528	3,630	3,369	261	.....	728	-728
Housing and Economic Recovery Programs .....	.....	.....	.....	59,800	.....	59,800	.....	.....	.....
Troubled Asset Relief Programs .....	3,219	.....	3,219	117,920	.....	117,920	.....	.....	.....
Other .....	-39	.....	-39	510	.....	510	446	.....	446
<b>Financial Management Service:</b>									
Payment to the Resolution Funding Corporation .....	590	.....	590	1,689	.....	1,689	938	.....	938
Financial Agent Services .....	50	.....	50	327	.....	327	272	.....	272
Interest Paid to Credit Financing Accounts .....	.....	.....	.....	(**)	.....	(**)	26	.....	26
Claims, Judgements, and Relief Acts .....	42	.....	42	737	.....	737	435	.....	435
Other .....	33	(**)	33	542	(**)	542	588	.....	588
Total--Financial Management Service .....	715	(**)	715	3,295	(**)	3,295	2,260	.....	2,260
Federal Financing Bank .....	-51	.....	-51	-389	.....	-389	-544	.....	-544
<b>Alcohol and Tobacco Tax and Trade Bureau:</b>									
Salaries and Expenses .....	10	.....	10	56	.....	56	51	.....	51
Internal Revenue Collections for Puerto Rico .....	29	.....	29	289	.....	289	245	.....	245
Bureau of Engraving and Printing .....	-4	.....	-4	7	.....	7	16	.....	16
United States Mint .....	228	328	-100	1,495	1,760	-264	1,191	1,416	-225
Bureau of the Public Debt .....	16	.....	16	146	.....	146	166	.....	166
<b>Internal Revenue Service:</b>									
Taxpayer Services .....	215	.....	215	1,373	.....	1,373	1,302	.....	1,302
Enforcement .....	381	.....	381	2,760	.....	2,760	2,711	.....	2,711
Central Fiscal Operations .....	.....	.....	.....	.....	.....	.....	(**)	.....	(**)
Operations Support .....	475	.....	475	2,279	.....	2,279	2,289	.....	2,289
Payment Where Earned Income Credit Exceeds Liability for Tax .....	2,938	.....	2,938	41,058	.....	41,058	39,134	.....	39,134
Payment Where Recovery Rebate Exceeds Liability for Tax .....	.....	.....	.....	478	.....	478	2,060	.....	2,060
Payment Where Child Credit Exceeds Liability for Tax .....	2,295	.....	2,295	20,321	.....	20,321	15,848	.....	15,848
Payment Where Tax Credits to Aid First Time Homebuyers Exceeds Liability for Tax .....	3,993	.....	3,993	7,009	.....	7,009	.....	.....	.....
Refunding Internal Revenue Collections, Interest .....	271	.....	271	1,625	.....	1,625	3,283	.....	3,283
Other .....	39	(**)	39	212	6	207	245	4	241
Total--Internal Revenue Service .....	10,609	(**)	10,608	77,116	6	77,110	66,873	4	66,869
Comptroller of the Currency .....	55	-11	66	404	384	20	381	367	14
Office of Thrift Supervision .....	16	2	15	141	123	18	122	113	9
<b>Interest on the Public Debt:</b>									
<b>Interest on Treasury Debt Securities (Gross):</b>									
Public Issues (Accrual Basis) .....	18,584	.....	18,584	98,261	.....	98,261	135,059	.....	135,059
Special Issues (Cash Basis) .....	6,263	.....	6,263	95,178	.....	95,178	108,845	.....	108,845
Total--Interest on Treasury Debt Securities (Gross) .....	24,847	.....	24,847	193,439	.....	193,439	243,904	.....	243,904
Total--Interest on the Public Debt .....	24,847	.....	24,847	193,439	.....	193,439	243,904	.....	243,904
Other .....	7	.....	7	46	.....	46	49	.....	49
Proprietary Receipts from the Public .....	.....	485	-485	.....	24,782	-4,782	.....	1,716	-1,716
Intrabudgetary Transactions .....	60	.....	60	-1,766	.....	-1,766	-1,886	.....	-1,886
Total--Department of the Treasury .....	39,718	1,332	38,386	456,138	10,424	445,714	313,272	4,344	308,928

**Table 5. Outlays of the U.S. Government, April 2009 and Other Periods—Continued**

Classification	[\$ millions]								
	This Month			Current Fiscal Year to Date			Prior Fiscal Year to Date		
	Gross Outlays	Applicable Receipts	Outlays	Gross Outlays	Applicable Receipts	Outlays	Gross Outlays	Applicable Receipts	Outlays
<b>Department of Veterans Affairs:</b>									
Veterans Health Administration:									
Medical Care .....	3,296	.....	3,296	22,106	.....	22,106	19,352	.....	19,352
Medical Administration.....	326	.....	326	2,367	.....	2,367	2,028	.....	2,028
Other .....	73	28	45	551	195	356	474	176	298
<b>Benefit Programs:</b>									
Public Enterprise Funds:									
Veterans Housing Benefit Program Fund.....	5	2	3	386	13	373	64	15	50
Compensation and Pensions .....	3,727	.....	3,727	25,240	.....	25,240	23,049	.....	23,049
Readjustment Benefits.....	366	.....	366	2,413	.....	2,413	2,038	.....	2,038
Insurance Funds:									
National Service Life.....	111	.....	111	697	.....	697	672	.....	672
Veterans Special Life.....	14	2	12	88	79	9	81	82	-1
Other .....	121	104	17	786	728	58	841	796	46
<b>Total--Benefit Programs.....</b>	<b>4,345</b>	<b>108</b>	<b>4,237</b>	<b>29,609</b>	<b>820</b>	<b>28,789</b>	<b>26,746</b>	<b>892</b>	<b>25,854</b>
Departmental Administration.....	469	.....	469	3,171	(**)	3,171	2,763	(**)	2,763
Proprietary Receipts from the Public:									
National Service Life.....	.....	11	-11	.....	83	-83	.....	79	-79
Other .....	.....	345	-345	.....	2,537	-2,537	.....	1,594	-1,594
Intrabudgetary Transactions .....	(**)	.....	(**)	-1	.....	-1	-9	.....	-9
<b>Total--Department of Veterans Affairs .....</b>	<b>8,509</b>	<b>491</b>	<b>8,017</b>	<b>57,803</b>	<b>3,635</b>	<b>54,168</b>	<b>51,355</b>	<b>2,741</b>	<b>48,613</b>
<b>Corps of Engineers:</b>									
Construction .....	50	.....	50	1,016	.....	1,016	952	.....	952
Operation and Maintenance.....	227	.....	227	1,415	.....	1,415	688	.....	688
Flood Control and Coastal Emergencies .....	150	.....	150	755	.....	755	289	.....	289
Harbor Maintenance Trust Fund.....	.....	.....	.....	.....	.....	.....	447	.....	447
Rivers and Harbors Contributed Funds.....	34	.....	34	224	.....	224	158	.....	158
Other .....	22	.....	22	750	.....	750	740	.....	740
Proprietary Receipts from the Public.....	.....	36	-36	.....	260	-260	.....	394	-394
Intrabudgetary Transactions .....	(**)	.....	(**)	-11	.....	-11	-10	.....	-10
<b>Total--Corps of Engineers.....</b>	<b>484</b>	<b>36</b>	<b>447</b>	<b>4,150</b>	<b>260</b>	<b>3,889</b>	<b>3,265</b>	<b>394</b>	<b>2,871</b>
<b>Other Defense Civil Programs:</b>									
Military Retirement:									
Payment to Military Retirement Fund.....	.....	.....	.....	51,125	.....	51,125	46,187	.....	46,187
Military Retirement Fund.....	4,160	.....	4,160	29,053	.....	29,053	26,412	.....	26,412
Retiree Health Care:									
Payment to Department of Defense Medicare-Eligible Retiree Health Care Fund.....	.....	.....	.....	10,660	.....	10,660	12,930	.....	12,930
Department of Defense Medicare-Eligible Retiree Health Care Fund.....	979	.....	979	5,208	.....	5,208	4,926	.....	4,926
Educational Benefits.....	45	.....	45	296	.....	296	270	.....	270
Other .....	23	.....	23	153	.....	153	127	.....	127
Proprietary Receipts from the Public.....	.....	2	-2	.....	9	-9	.....	7	-7
Intrabudgetary Transactions .....	-1,970	.....	-1,970	-61,370	.....	-61,370	-63,594	.....	-63,594
<b>Total--Other Defense Civil Programs .....</b>	<b>3,237</b>	<b>2</b>	<b>3,235</b>	<b>35,126</b>	<b>9</b>	<b>35,117</b>	<b>27,259</b>	<b>7</b>	<b>27,252</b>
<b>Environmental Protection Agency:</b>									
Science and Technology.....	80	.....	80	479	.....	479	448	.....	448
Environmental Programs and Management.....	203	.....	203	1,376	.....	1,376	1,366	.....	1,366
State and Tribal Assistance Grants.....	236	.....	236	1,943	.....	1,943	2,157	.....	2,157
Payment to the Hazardous Substance Superfund .....	609	.....	609	1,748	.....	1,748	985	.....	985
Hazardous Substance Superfund.....	93	.....	93	766	.....	766	708	.....	708
Other .....	27	(**)	26	85	22	64	57	22	35
Proprietary Receipts from the Public.....	.....	3	-3	.....	64	-64	.....	58	-58
Intrabudgetary Transactions .....	-626	.....	-626	-1,723	.....	-1,723	-962	.....	-962
Offsetting Governmental Receipts .....	.....	2	-2	.....	14	-14	.....	16	-16
<b>Total--Environmental Protection Agency.....</b>	<b>622</b>	<b>5</b>	<b>617</b>	<b>4,674</b>	<b>99</b>	<b>4,575</b>	<b>4,760</b>	<b>96</b>	<b>4,664</b>
<b>Executive Office of the President:</b>									
The White House.....	16	.....	16	102	(**)	102	100	.....	100
Office of Management and Budget .....	7	.....	7	47	.....	47	44	.....	44
Unanticipated Needs:									
Iraq Relief and Reconstruction Fund.....	28	.....	28	211	.....	211	602	.....	602
Other .....	7	.....	7	54	.....	54	50	.....	50
Proprietary Receipts from the Public.....	.....	(**)	(**)	.....	1	-1	.....	1	-1
Intrabudgetary Transactions .....	.....	.....	.....	(**)	.....	(**)	(**)	.....	(**)
<b>Total--Executive Office of the President .....</b>	<b>57</b>	<b>(**)</b>	<b>57</b>	<b>415</b>	<b>1</b>	<b>414</b>	<b>795</b>	<b>1</b>	<b>795</b>
<b>General Services Administration:</b>									
Real Property Activities.....	24	.....	24	273	.....	273	169	.....	169
Supply and Technology Activities .....	-28	.....	-28	-85	.....	-85	75	.....	75
General Activities.....	17	.....	17	140	.....	140	124	.....	124
Proprietary Receipts from the Public.....	.....	19	-19	.....	45	-45	.....	49	-49
Intrabudgetary Transactions .....	-1	.....	-1	-8	.....	-8	-3	.....	-3
<b>Total--General Services Administration.....</b>	<b>11</b>	<b>19</b>	<b>-8</b>	<b>320</b>	<b>45</b>	<b>275</b>	<b>366</b>	<b>49</b>	<b>317</b>

**Table 5. Outlays of the U.S. Government, April 2009 and Other Periods—Continued**

Classification	This Month			Current Fiscal Year to Date			Prior Fiscal Year to Date		
	Gross Outlays	Applicable Receipts	Outlays	Gross Outlays	Applicable Receipts	Outlays	Gross Outlays	Applicable Receipts	Outlays
<b>International Assistance Program:</b>									
International Security Assistance:									
Foreign Military Financing Program .....	2,582	.....	2,582	4,400	.....	4,400	4,122	.....	4,122
Economic Support Fund .....	391	.....	391	3,204	.....	3,204	2,368	.....	2,368
Other .....	79	4	75	541	127	414	541	153	388
<b>Total--International Security Assistance .....</b>	<b>3,053</b>	<b>4</b>	<b>3,048</b>	<b>8,145</b>	<b>127</b>	<b>8,018</b>	<b>7,031</b>	<b>153</b>	<b>6,878</b>
Multilateral Assistance:									
Contribution to the International Development Association .....									
Association .....	.....	.....	.....	47	.....	47	950	.....	950
Other .....	53	.....	53	394	.....	394	447	.....	447
<b>Total--Multilateral Assistance .....</b>	<b>53</b>	<b>.....</b>	<b>53</b>	<b>441</b>	<b>.....</b>	<b>441</b>	<b>1,397</b>	<b>.....</b>	<b>1,397</b>
International Development Assistance:									
Agency for International Development:									
Sustainable Development Assistance Program .....	125	.....	125	813	.....	813	736	.....	736
Child Survival and Disease Programs .....	127	.....	127	533	.....	533	1,130	.....	1,130
Operating Expenses .....	63	.....	63	424	.....	424	419	.....	419
Other .....	22	26	-4	779	284	495	761	447	314
Proprietary Receipts from the Public .....	.....	(**)	(**)	.....	1	-1	.....	1	-1
Intrabudgetary Transactions .....	3	.....	3	1	.....	1	61	.....	61
<b>Total--Agency for International Development .....</b>	<b>340</b>	<b>26</b>	<b>315</b>	<b>2,550</b>	<b>285</b>	<b>2,265</b>	<b>3,107</b>	<b>449</b>	<b>2,658</b>
Overseas Private Investment Corporation:									
Overseas Private Investment Corporation Account .....	5	8	-3	52	132	-81	40	142	-102
Proprietary Receipts from the Public .....	.....	5	-5	.....	34	-34	.....	28	-28
<b>Total--Overseas Private Investment Corporation .....</b>	<b>5</b>	<b>13</b>	<b>-8</b>	<b>52</b>	<b>166</b>	<b>-114</b>	<b>40</b>	<b>170</b>	<b>-130</b>
Peace Corps .....	32	(**)	32	181	(**)	181	197	7	190
Other .....	9	.....	9	62	.....	62	54	(**)	54
<b>Total--International Development Assistance .....</b>	<b>386</b>	<b>39</b>	<b>347</b>	<b>2,845</b>	<b>451</b>	<b>2,394</b>	<b>3,398</b>	<b>626</b>	<b>2,772</b>
International Monetary Programs .....	-15	.....	-15	174	.....	174	-182	.....	-182
Military Sales Programs:									
Foreign Military Sales Trust Fund .....	1,772	.....	1,772	12,087	.....	12,087	9,477	.....	9,477
Proprietary Receipts from the Public .....	.....	2,134	-2,134	.....	13,646	-13,646	.....	14,001	-14,001
Other .....	51	(**)	51	386	(**)	385	310	1	309
<b>Total--International Assistance Program .....</b>	<b>5,300</b>	<b>2,178</b>	<b>3,122</b>	<b>24,077</b>	<b>14,224</b>	<b>9,853</b>	<b>21,432</b>	<b>14,781</b>	<b>6,651</b>
<b>National Aeronautics and Space Administration:</b>									
Science, Aeronautics, and Exploration .....	769	.....	769	5,881	.....	5,881	6,050	.....	6,050
Space Operations .....	561	.....	561	3,753	.....	3,753	3,666	.....	3,666
Other .....	187	.....	187	816	.....	816	40	.....	40
Proprietary Receipts from the Public .....	.....	1	-1	.....	5	-5	.....	4	-4
Intrabudgetary Transactions .....	(**)	.....	(**)	-1	.....	-1	2	.....	2
<b>Total--National Aeronautics and Space Administration .....</b>	<b>1,518</b>	<b>1</b>	<b>1,518</b>	<b>10,449</b>	<b>5</b>	<b>10,445</b>	<b>9,759</b>	<b>4</b>	<b>9,755</b>
<b>National Science Foundation:</b>									
Research and Related Activities .....	403	.....	403	2,491	.....	2,491	2,310	.....	2,310
Education and Human Resources .....	32	.....	32	432	.....	432	449	.....	449
Other .....	23	.....	23	277	.....	277	298	.....	298
Proprietary Receipts from the Public .....	.....	(**)	(**)	.....	1	-1	.....	1	-1
<b>Total--National Science Foundation .....</b>	<b>458</b>	<b>(**)</b>	<b>458</b>	<b>3,200</b>	<b>1</b>	<b>3,199</b>	<b>3,057</b>	<b>1</b>	<b>3,056</b>
<b>Office of Personnel Management:</b>									
Government Payment for Annuitants, Employees									
Health and Life Insurance Benefits .....	781	.....	781	5,220	.....	5,220	5,074	.....	5,074
Payment to Civil Service Retirement And									
Civil Service Retirement and Disability Fund .....	5,849	.....	5,849	39,053	.....	39,053	36,925	.....	36,925
Employees Life Insurance Fund .....	236	240	-3	1,420	2,346	-926	1,415	2,212	-797
Employees and Retired Employees Health Benefits Fund .....	3,243	2,994	249	21,382	21,116	265	20,574	20,281	293
Other .....	-4	.....	-4	139	.....	139	81	.....	81
Proprietary Receipts from the Public .....	.....	(**)	(**)	.....	3	-3	.....	1	-1
Intrabudgetary Transactions:									
Postal Service Contributions .....	.....	.....	.....	-686	.....	-686	-569	.....	-569
Civil Service Retirement and Disability Fund:									
Other .....	-4	.....	-4	-24	.....	-24	-21	.....	-21
<b>Total--Office of Personnel Management .....</b>	<b>10,102</b>	<b>3,234</b>	<b>6,868</b>	<b>66,504</b>	<b>23,465</b>	<b>43,039</b>	<b>63,479</b>	<b>22,494</b>	<b>40,984</b>
<b>Small Business Administration:</b>									
Public Enterprise Funds:									
Business Loan Fund .....	86	(**)	85	1,662	5	1,657	498	14	484
Disaster Loan Fund .....	8	(**)	8	552	1	551	141	2	139
Other .....	1	1	(**)	3	4	-1	3	4	-1
Other .....	-20	.....	-20	51	(**)	51	272	.....	272
Proprietary Receipts from the Public .....	.....	(**)	(**)	.....	489	-489	.....	743	-743
Intrabudgetary Transactions .....	.....	.....	.....	(**)	.....	(**)	(**)	.....	(**)
<b>Total--Small Business Administration .....</b>	<b>74</b>	<b>1</b>	<b>73</b>	<b>2,268</b>	<b>500</b>	<b>1,768</b>	<b>914</b>	<b>762</b>	<b>152</b>

**Table 5. Outlays of the U.S. Government, April 2009 and Other Periods—Continued**

Classification	[\$ millions]								
	This Month			Current Fiscal Year to Date			Prior Fiscal Year to Date		
	Gross Outlays	Applicable Receipts	Outlays	Gross Outlays	Applicable Receipts	Outlays	Gross Outlays	Applicable Receipts	Outlays
<b>Social Security Administration:</b>									
Payments to Social Security Trust Funds .....	5,446	.....	5,446	15,349	.....	15,349	13,659	.....	13,659
Supplemental Security Income Program.....	3,393	.....	3,393	27,228	.....	27,228	24,994	.....	24,994
<b>Federal Old-Age and Survivors Insurance Trust Fund</b>									
<b>(Off-Budget):</b>									
Benefit Payments.....	46,144	.....	46,144	311,780	.....	311,780	290,014	.....	290,014
Administrative Expenses.....	244	.....	244	1,904	.....	1,904	1,890	.....	1,890
Total--FOASI Trust Fund .....	46,388	.....	46,388	313,683	.....	313,683	291,903	.....	291,903
<b>Federal Disability Insurance Trust Fund</b>									
<b>(Off-Budget):</b>									
Benefit Payments.....	10,023	.....	10,023	65,717	.....	65,717	60,107	.....	60,107
Administrative Expenses.....	239	.....	239	1,463	.....	1,463	1,400	.....	1,400
Total--FDI Trust Fund .....	10,262	.....	10,262	67,180	.....	67,180	61,507	.....	61,507
Other .....	33	.....	33	118	.....	118	109	.....	109
<b>Proprietary Receipts from the Public:</b>									
On-Budget .....	.....	210	-210	.....	1,788	-1,788	.....	1,572	-1,572
Off-Budget .....	.....	12	-12	.....	57	-57	.....	57	-57
<b>Intrabudgetary Transactions:</b>									
Off-Budget <sup>3</sup> .....	-5,446	.....	-5,446	-15,348	.....	-15,348	-13,649	.....	-13,649
Total--Social Security Administration .....	60,076	222	59,854	408,210	1,845	406,364	378,523	1,629	376,893
<b>Other Independent Agencies:</b>									
Broadcasting Board of Governors.....	74	1	74	397	-1	398	420	1	419
Corporation for National and Community Service .....	73	(**)	73	505	(**)	505	508	1	507
Corporation for Public Broadcasting .....	37	.....	37	461	.....	461	448	.....	448
<b>District of Columbia:</b>									
Courts.....	27	.....	27	178	.....	178	144	.....	144
General and Special Payments.....	168	.....	168	395	(**)	395	290	(**)	290
Other .....	14	.....	14	20	.....	20	13	.....	13
Equal Employment Opportunity Commission .....	28	(**)	27	202	1	201	183	1	182
Export-Import Bank of the United States.....	-23	9	-32	-104	25	-129	516	1,079	-563
<b>Federal Communications Commission:</b>									
Universal Service Fund.....	627	.....	627	4,799	.....	4,799	4,635	.....	4,635
Spectrum Auction Program Account .....	(**)	.....	(**)	2	.....	2	4	.....	4
Other .....	15	2	14	132	11	121	21	13	7
<b>Federal Deposit Insurance Corporation:</b>									
Deposit Insurance Fund.....	2,249	999	1,250	8,473	7,286	1,187	-1,118	.....	-1,118
FSLIC Resolution Fund.....	-1	(**)	-1	170	4	166	502	143	359
Total--Federal Deposit Insurance Corporation .....	2,248	999	1,249	8,643	7,290	1,353	-616	143	-758
Federal Drug Control Programs.....	20	.....	20	179	.....	179	179	.....	179
Federal Housing Finance Agency.....	-35	.....	-35	-111	.....	-111	.....	.....	.....
Intelligence Community Management Account .....	57	.....	57	210	.....	210	125	.....	125
Legal Services Corporation.....	35	.....	35	222	.....	222	204	.....	204
National Archives and Records Administration .....	36	2	35	250	10	240	221	11	209
National Credit Union Administration .....	476	1,224	-748	45,518	27,438	18,080	415	649	-235
National Endowment for the Arts .....	15	(**)	15	86	(**)	86	75	(**)	75
National Endowment for the Humanities.....	13	.....	13	87	.....	87	79	.....	79
Institute of Museum and Library Services .....	19	.....	19	153	.....	153	141	.....	141
National Labor Relations Board .....	21	(**)	21	146	(**)	146	146	(**)	146
Nuclear Regulatory Commission.....	79	94	-15	560	490	70	497	446	51
<b>Postal Service:</b>									
<b>Off-Budget:</b>									
Public Enterprise Funds.....	5,331	5,902	-572	40,718	42,355	-1,637	42,577	46,246	-3,669
Other.....	.....	.....	.....	109	.....	109	.....	.....	.....
Other .....	.....	.....	.....	118	.....	118	109	(**)	109



**Table 5. Outlays of the U.S. Government, April 2009 and Other Periods—Continued**

Classification	[\$ millions]								
	This Month			Current Fiscal Year to Date			Prior Fiscal Year to Date		
	Gross Outlays	Applicable Receipts	Outlays	Gross Outlays	Applicable Receipts	Outlays	Gross Outlays	Applicable Receipts	Outlays
<b>Other Independent Agencies:—Continued</b>									
Railroad Retirement Board:									
Federal Windfall Subsidy .....	6	.....	6	41	.....	41	46	.....	46
Federal Payments to the Railroad Retirement Accounts.....	55	.....	55	211	.....	211	331	.....	331
Railroad Unemployment Insurance Trust Fund:									
Benefit Payments.....	14	.....	14	75	.....	75	56	.....	56
Transfer to Administrative Funds .....	1	.....	1	9	.....	9	10	.....	10
Rail Industry Pension Fund:									
Benefit Payments.....	363	.....	363	2,499	.....	2,499	2,382	.....	2,382
Advances from FOASDI Fund.....	-110	.....	-110	-752	.....	-752	-724	.....	-724
OASDI Certifications .....	110	.....	110	752	.....	752	727	.....	727
Administrative Expenses.....	3	.....	3	1	.....	1	(**)	.....	(**)
Transfer to Administrative Funds .....	5	.....	5	38	.....	38	37	.....	37
Other.....	(**)	.....	(**)	(**)	.....	(**)	1	.....	1
National Railroad Retirement Investment Trust:									
Administrative Expenses.....	10	.....	10	42	.....	42	39	.....	39
Transfers to the Railroad Retirement Trust Funds From the National Railroad Retirement Investment Trust.....	89	.....	89	892	.....	892	748	.....	748
Railroad Social Security Equivalent Benefit Account:									
Benefit Payments.....	516	.....	516	3,532	.....	3,532	3,397	.....	3,397
Transfer to Administrative Funds .....	2	.....	2	19	.....	19	19	.....	19
Other .....	(**)	.....	(**)	1	.....	1	(**)	.....	(**)
Proprietary Receipts from the Public.....	.....	790	-790	.....	-8,067	8,067	.....	-1,188	1,188
Intrabudgetary Transactions:									
Other.....	-144	.....	-144	-1,103	.....	-1,103	-1,079	.....	-1,079
Total--Railroad Retirement Board .....	921	790	130	6,257	-8,067	14,324	5,991	-1,188	7,178
Securities and Exchange Commission.....	71	(**)	71	274	(**)	273	35	-60	95
Smithsonian Institution.....	72	.....	72	486	(**)	486	439	(**)	439
Tennessee Valley Authority .....	2,875	2,936	-61	19,020	19,640	-620	15,006	14,841	165
Other .....	256	30	226	1,415	329	1,085	1,371	415	956
<b>Total--Other Independent Agencies .....</b>	<b>13,550</b>	<b>11,990</b>	<b>1,560</b>	<b>131,327</b>	<b>89,523</b>	<b>41,804</b>	<b>74,174</b>	<b>62,598</b>	<b>11,577</b>
<b>Undistributed Offsetting Receipts:</b>									
Other Interest.....	.....	.....	.....	.....	(**)	(**)	.....	8	-8
Employer Share, Employee Retirement:									
Department of Health and Human Services:									
Federal Hospital Insurance Trust Fund:									
Federal Employer Contributions.....	-262	.....	-262	-1,773	.....	-1,773	-1,689	.....	-1,689
Postal Service Employer Contributions .....	-67	.....	-67	-479	.....	-479	-448	.....	-448
Department of State:									
Foreign Service Retirement and Disability Fund .....	-18	.....	-18	-134	.....	-134	-124	.....	-124
Other Defense Civil Programs:									
Military Retirement Fund.....	-1,172	.....	-1,172	-13,499	.....	-13,499	-12,205	.....	-12,205
Department of Defense Medicare-Eligible									
Retiree Health Care Fund .....	.....	.....	.....	-10,644	.....	-10,644	-11,496	.....	-11,496
Office of Personnel Management:									
Postal Service Contributions for Benefits									
Civil Service Retirement and Disability Fund .....	-1,574	.....	-1,574	-11,488	.....	-11,488	-10,503	.....	-10,503
Social Security Administration (Off-Budget):									
Federal Old-Age and Survivors Insurance Trust Fund:									
Federal Employer Contributions.....	-1,070	.....	-1,070	-6,779	.....	-6,779	-6,308	.....	-6,308
Federal Disability Insurance Trust Fund:									
Federal Employer Contributions.....	-182	.....	-182	-1,151	.....	-1,151	-1,071	.....	-1,071
Payments for Military Service Credits .....	.....	.....	.....	.....	.....	.....	-8	.....	-8
Other .....	(**)	.....	(**)	(**)	.....	(**)	(**)	.....	(**)
Total--Employer Share, Employee Retirement.....	-4,346	.....	-4,346	-45,948	.....	-45,948	-43,852	.....	-43,852

**Table 5. Outlays of the U.S. Government, April 2009 and Other Periods—Continued**

Classification	[\$ millions]								
	This Month			Current Fiscal Year to Date			Prior Fiscal Year to Date		
	Gross Outlays	Applicable Receipts	Outlays	Gross Outlays	Applicable Receipts	Outlays	Gross Outlays	Applicable Receipts	Outlays
<b>Undistributed Offsetting Receipts:—Continued</b>									
Interest Received by Trust Funds:									
Judicial Branch:									
Judicial Survivors Annuity Fund .....	-1	.....	-1	-12	.....	-12	-7	.....	-7
Department of Health and Human Services:									
Federal Hospital Insurance Trust Fund .....	-33	.....	-33	-7,983	.....	-7,983	-8,301	.....	-8,301
Federal Supplementary Medical Insurance Trust Fund .....	-25	.....	-25	-1,492	.....	-1,492	-1,141	.....	-1,141
Department of Homeland Security:									
Oil Spill Liability Trust Fund .....	1	.....	1	-13	.....	-13	13	.....	13
Other .....	(**)	.....	(**)	-29	.....	-29	-42	.....	-42
Department of Labor:									
Unemployment Trust Fund .....	-112	.....	-112	-1,936	.....	-1,936	-1,869	.....	-1,869
Department of State:									
Foreign Service Retirement and Disability Fund .....	(**)	.....	(**)	-390	.....	-390	-390	.....	-390
Department of Transportation:									
Airport and Airway Trust Fund .....	-2	.....	-2	-161	.....	-161	-197	.....	-197
Department of Veterans Affairs:									
National Service Life Insurance Fund .....	-2	.....	-2	-262	.....	-262	-282	.....	-282
United States Government Life Insurance Fund .....	(**)	.....	(**)	-1	.....	-1	-1	.....	-1
Corps of Engineers .....	(**)	.....	(**)	-56	.....	-56	-64	.....	-64
Other Defense Civil Programs:									
Military Retirement Fund .....	-3,359	.....	-3,359	1,050	.....	1,050	-8,408	.....	-8,408
Educational Benefits Fund .....	-2	.....	-2	7	.....	7	-34	.....	-34
Armed Forces Retirement Home .....	(**)	.....	(**)	4	.....	4	-4	.....	-4
Environmental Protection Agency .....	-8	.....	-8	-129	.....	-129	-123	.....	-123
Office of Personnel Management:									
Civil Service Retirement and Disability Fund .....	-38	.....	-38	-18,678	.....	-18,678	-18,618	.....	-18,618
Social Security Administration (Off-Budget):									
Federal Old-Age and Survivors Insurance Trust Fund .....	-55	.....	-55	-53,332	.....	-53,332	-50,602	.....	-50,602
Federal Disability Insurance Trust Fund .....	-8	.....	-8	-5,424	.....	-5,424	-5,482	.....	-5,482
Independent Agencies:									
Railroad Retirement Board .....	-15	.....	-15	-28	.....	-28	-82	.....	-82
Other .....	2	.....	2	-9	.....	-9	-19	.....	-19
Other .....	1	.....	1	-45	.....	-45	130	.....	130
Total--Interest Received by Trust Funds .....	-3,658	.....	-3,658	-88,919	.....	-88,919	-95,522	.....	-95,522
Digital Television Transition and Public Safety Fund .....	.....	.....	.....	15,966	.....	-15,966	.....	.....	.....
Rents and Royalties on the Outer Continental Shelf Lands .....	.....	317	-317	.....	2,439	-2,439	.....	10,110	-10,110
Spectrum Auction Proceeds .....	.....	.....	.....	.....	.....	.....	.....	(**)	(**)
Spectrum Relocation Activities .....	.....	.....	.....	.....	.....	.....	.....	(**)	(**)
<b>Total--Undistributed Offsetting Receipts .....</b>	<b>-8,004</b>	<b>317</b>	<b>-8,321</b>	<b>-134,867</b>	<b>18,405</b>	<b>-153,272</b>	<b>-139,373</b>	<b>10,118</b>	<b>-149,492</b>
<b>Total Outlays .....</b>	<b>316,471</b>	<b>29,332</b>	<b>287,139</b>	<b>2,287,451</b>	<b>229,091</b>	<b>2,058,360</b>	<b>1,890,055</b>	<b>186,865</b>	<b>1,703,191</b>
<b>Total On-Budget .....</b>	<b>261,251</b>	<b>23,417</b>	<b>237,834</b>	<b>1,947,796</b>	<b>186,679</b>	<b>1,761,117</b>	<b>1,571,187</b>	<b>140,562</b>	<b>1,430,625</b>
<b>Total Off-Budget .....</b>	<b>55,220</b>	<b>5,914</b>	<b>49,305</b>	<b>339,655</b>	<b>42,412</b>	<b>297,243</b>	<b>318,868</b>	<b>46,303</b>	<b>272,566</b>
<b>Total Surplus (+) or Deficit .....</b>			<b>-20,907</b>			<b>-802,294</b>			<b>-153,471</b>
<b>Total On-Budget .....</b>			<b>-41,985</b>			<b>-894,752</b>			<b>-269,074</b>
<b>Total Off-Budget .....</b>			<b>+21,078</b>			<b>+92,457</b>			<b>+115,603</b>

**MEMORANDUM**

Receipts Offset Against Outlays (In Millions)

	Current Fiscal Year to Date	Comparable Period Prior Fiscal Year
Proprietary Receipts .....	63,494	73,500
Intrabudgetary Transactions .....	360,560	335,144
Governmental Receipts .....	19,771	4,485
<b>Total Receipts Offset Against Outlays .....</b>	<b>443,825</b>	<b>413,130</b>

<sup>1</sup>Outlays have been decreased due to prior month reporting in the amount of \$178,665 million by the Department of Treasury.

<sup>2</sup>Outlays have been increased due to prior month reporting in the amount of \$3,254 million by the Department of Treasury.

<sup>3</sup>Includes FICA and SECA tax credits, non-contributory military service credits, special benefits for the aged, and credit for the unnegotiated OASI benefit checks.

... No Transactions

(\*\*) Less than \$500,000

Note: Details may not add to totals due to rounding.

This Page Left Blank Intentionally

---

**Table 6. Means of Financing the Deficit or Disposition of Surplus by the U.S. Government, April 2009 and Other Periods**

Assets and Liabilities Directly Related to Budget Off-Budget Activity	Net Transactions (-) denotes net reduction of either liability or asset accounts					Account Balances Current Fiscal Year	
	This Month	Fiscal Year to Date		Beginning of		Close of This Month	
		This Year	Prior Year	This Year	This Month		
<b>Liability Accounts:</b>							
Borrowing from the Public:							
Treasury Securities, Issued Under General Financing Authorities:							
Debt Held by the Public .....	97,281	1,122,133	194,889	5,808,691	6,833,543	6,930,825	
Intragovernmental Holdings .....	14,369	91,734	175,015	4,216,033	4,293,398	4,307,767	
Total Treasury Securities Outstanding .....	111,651	1,213,867	369,904	10,024,725	11,126,941	11,238,592	
Plus Premium on Treasury Securities .....	209	5,127	504	4,819	9,737	9,946	
Less Discount on Treasury Securities .....	-2,605	-2,140	-7,532	68,954	69,419	66,814	
Total Treasury Securities Net Of Premium and Discount .....	114,465	1,221,134	377,940	9,960,590	11,067,259	11,181,724	
Agency Securities, Issued Under Special Financing Authorities (See Schedule B. for Other Agency Borrowing, See Schedule C) .....							
Total Federal Securities .....	-145	-695	204	23,104	22,554	22,409	
Deduct:							
Federal Securities Held As Investments of Government Accounts (See Schedule D) .....	14,723	94,841	174,623	4,210,491	4,290,609	4,305,332	
Less Discount on Federal Securities Held As Investments of Government Accounts .....	-2,307	-1,998	-2,369	27,432	27,741	25,434	
Net Federal Securities Held As Investments of Government Accounts .....	17,030	96,839	176,992	4,183,059	4,262,868	4,279,898	
Total Borrowing from the Public .....	97,290	1,123,600	201,151	5,800,635	6,826,945	6,924,235	
Accrued Interest Payable to the Public .....	7,259	6,790	3,076	40,131	39,662	46,921	
Allocations of Special Drawing Rights .....	14	-291	329	7,630	7,325	7,339	
Deposit Funds .....	865	-13,204	20,552	27,417	13,348	14,213	
Miscellaneous Liability Accounts (Includes Checks Outstanding Etc.) .....	6,058	9,815	4,954	10,449	14,206	20,265	
<b>Total Liability Accounts .....</b>	<b>111,486</b>	<b>1,126,711</b>	<b>230,062</b>	<b>5,886,262</b>	<b>6,901,486</b>	<b>7,012,973</b>	
<b>Asset Accounts (Deduct)</b>							
Cash and Monetary Assets:							
U.S. Treasury Operating Cash: <sup>1</sup>							
Federal Reserve Account .....	69,043	103,206	-584	32,988	67,151	136,194	
Supplementary Financing Program Account .....	-4	-99,562	.....	299,491	199,934	199,929	
Tax and Loan Note Accounts .....	263	-37,123	66,054	39,129	1,742	2,005	
Balance .....	69,302	-33,479	65,470	371,608	268,826	338,129	
Special Drawing Rights:							
Total Holdings .....	16	-320	466	9,418	9,082	9,098	
SDR Certificates Issued to Federal Reserve Banks .....	.....	.....	.....	-2,200	-2,200	-2,200	
Balance .....	16	-320	466	7,218	6,882	6,898	
Reserve Position on the U.S. Quota in the IMF:							
U.S. Subscription to International Monetary Fund:							
Direct Quota Payments .....	.....	.....	.....	46,525	46,525	46,525	
Maintenance of Value Adjustments .....	102	-2,206	2,494	11,325	9,016	9,118	
Letter of Credit Issued to IMF .....	42	312	-406	-51,864	-51,594	-51,552	
Dollar Deposits with the IMF .....	-6	-59	14	-88	-141	-147	
Receivable/payable (-) for Interim Maintenance of Value Adjustments .....	-88	5,455	-2,312	-1,148	4,395	4,308	
Balance .....	51	3,503	-210	4,750	8,202	8,252	
Other Cash and Monetary Assets .....	-137	997	355	26,720	27,853	27,717	
Total Cash and Monetary Assets .....	69,233	-29,300	66,081	410,296	311,763	380,996	
Non-Federal Securities of the National Railroad							
Retirement Investment Trust .....	833	-9,627	-1,665	27,503	17,043	17,876	
Net Activity, Guaranteed Loan Financing .....	297	3,388	6,365	-42,407	-39,317	-39,020	
Net Activity, Direct Loan Financing .....	15,232	354,709	3,656	195,773	253,250	550,481	
Miscellaneous Asset Accounts .....	4,985	5,437	2,479	580	1,032	6,017	
<b>Total Asset Accounts .....</b>	<b>90,579</b>	<b>324,607</b>	<b>76,916</b>	<b>591,744</b>	<b>825,771</b>	<b>916,350</b>	
<b>Excess of Liabilities (+) or Assets (-) .....</b>	<b>20,907</b>	<b>802,104</b>	<b>153,146</b>	<b>5,294,518</b>	<b>6,075,715</b>	<b>6,096,622</b>	
Transactions Not Applied to Current Year's Surplus or Deficit (See Schedule A for Details) .....							
	.....	190	325	.....	190	190	
<b>Total Budget and Off-Budget Federal Entities (Financing of Deficit (+) or Disposition Of Surplus (-)) .....</b>							
	<b>20,907</b>	<b>802,294</b>	<b>153,471</b>	<b>5,294,518</b>	<b>6,075,905</b>	<b>6,096,812</b>	

<sup>1</sup>Major sources of information used to determine Treasury's operating cash balance include Federal Reserve Banks, the Treasury Regional Finance Centers, the Internal Revenue Service Centers, the Bureau of the Public Debt and various electronic systems. Deposits are reflected as received and withdrawals are reflected as processed.

<sup>2</sup>Includes prior month adjustments of \$175,411 million to reflect the reclassification of TARP equity reporting in accordance with the *Federal Credit Reform Act of 1990* and the *Emergency Economic Stabilization Act of 2008*.

... No Transactions

Note: Details may not add to totals due to rounding.

**Table 6. Schedule A-Analysis of Change in Excess of Liabilities of the U.S. Government, April 2009 and Other Periods**

Classification	[\$ millions]		
	This Month	Fiscal Year to Date	
		This Year	Prior Year
<b>Excess of Liabilities Beginning of Period:</b>			
Based on Composition of Unified Budget In			
Preceding Period .....	6,251,127	5,294,525	4,841,785
Adjustments During Current Fiscal Year For			
Changes in Composition of Unified Budget:			
Revisions by Federal Agencies to the Prior Budget Results .....	-175,411	-7	-1,307
Excess of Liabilities Beginning of Period (Current Basis).....	6,075,715	5,294,518	4,840,478
<b>Budget Surplus (-) or Deficit:</b>			
Based on Composition of Unified Budget in Prior Fiscal Yr.....	20,907	802,294	153,471
Total Surplus (-) or Deficit (Table 2).....	20,907	802,294	153,471
Total-On-Budget (Table 2).....	41,985	894,752	269,074
Total-Off-Budget (Table 2).....	-21,078	-92,457	-115,603
<b>Transactions Not Applied to Current Year's Surplus or Deficit:</b>			
Seigniorage .....	.....	-190	-325
Total-Transactions Not Applied to Current Year's			
Surplus or Deficit .....	.....	-190	-325
<b>Excess of Liabilities Close of Period .....</b>	<b>6,096,622</b>	<b>6,096,622</b>	<b>4,993,624</b>

... No Transactions

Note: Details may not add to totals due to rounding.

**Table 6. Schedule B-Securities Issued by Federal Agencies Under Special Financing Authorities, April 2009 and Other Periods**

Classification	[\$ millions]					
	This Month	Net Transactions (-) denotes net reduction of liability accounts		Account Balances Current Fiscal Year		
		Fiscal Year to Date		Beginning of		Close of
		This Year	Prior Year	This Year	This Month	This Month
<b>Agency Securities, Issued Under Special Financing Authorities:</b>						
Obligations Guaranteed by the United States,						
Issued By:						
Department of Housing and Urban Development:						
Federal Housing Administration .....	.....	-37	-19	69	33	33
Obligations Not Guaranteed by the United States,						
Issued By:						
Legislative Branch:						
Architect of the Capitol.....	1	-3	-1	150	146	147
Independent Agencies:						
Federal Communications Commission.....	.....	.....	.....	(**)	(**)	(**)
National Archives and Records Administration .....	.....	-6	-5	204	199	199
Tennessee Valley Authority .....	-146	-649	228	22,680	22,177	22,031
<b>Total Agency Securities .....</b>	<b>-145</b>	<b>-695</b>	<b>204</b>	<b>23,104</b>	<b>22,554</b>	<b>22,409</b>

... No Transactions

Note: Details may not add to totals due to rounding.

(\* \*) Less than \$500,000.

**Table 6. Schedule C (Memorandum)-Federal Agency Borrowing Financed Through the Issue of Treasury Securities, April 2009 and Other Periods**

Classification	[\$ millions]					
	Transactions			Account Balances Current Fiscal Year		
	This Month	Fiscal Year to Date		Beginning of		Close of This Month
This Year		Prior Year	This Year	This Month		
<b>Borrowing from the Treasury:</b>						
Department of Agriculture:						
Farm Service Agency:						
Commodity Credit Corporation.....	-2,335	495	1,085	3,886	6,716	4,381
Agricultural Credit Insurance Fund.....	161	1,164	460	5,277	6,280	6,441
Farm Storage Facility Loans.....	.....	47	80	523	570	570
Apple Loans Fund.....	.....	.....	.....	(**)	(**)	(**)
Emergency Boll Weevil Loan Fund.....	.....	.....	(**)	(**)	(**)	(**)
Rural Housing Service:						
Rural Housing Insurance.....	115	651	421	12,023	12,559	12,674
Rural Community Facility Loans Fund.....	36	212	222	2,715	2,891	2,928
Multifamily Housing Revitalization Loan Account.....	1	41	31	42	83	83
Rural Business - Cooperative Service:						
Rural Business and Industry Loans.....	.....	.....	.....	92	92	92
Rural Development Loan Fund.....	1	10	10	279	287	288
Rural Economic Development Loan Fund.....	1	11	12	108	118	118
Renewable Energy Guaranteed Loan Account.....	.....	.....	.....	(**)	(**)	(**)
Rural Utilities Service:						
Rural Water and Waste Disposal Fund.....	43	415	266	8,071	8,442	8,485
Rural Electrification and Telecommunications Fund.....	327	1,857	467	15,808	17,338	17,665
Rural Telephone Bank.....	5	37	39	557	588	594
Distance Learning and Telemedicine Program.....	9	48	37	352	392	401
Foreign Agricultural Service.....	5	5	.....	1,456	1,456	1,461
Department of Commerce:						
Departmental Management:						
National Oceanic and Atmospheric Administration:						
Fisheries Finance.....	1	16	12	465	480	481
Fishing Vessel Obligations.....	.....	.....	(**)	7	7	7
National Telecommunications and Information Administration						
Digital Television Transition and Public Safety Fund.....	.....	-5	200	5	.....	.....
Department of Defense - Military:						
Arms Initiative Loans.....	.....	.....	.....	1	1	1
Family Housing Improvement Loans.....	7	108	16	233	334	341
Department of Education:						
College Housing and Academic Facilities Loans.....	.....	(**)	.....	75	75	75
Federal Direct Student Loans.....	.....	30,614	11,147	117,488	148,102	148,102
TEACH Grant Loans.....	.....	28	.....	14	42	42
Temporary Student Loan Purchase Authority.....	3,851	19,649	.....	10,754	26,552	30,403
Federal Family Education Loans.....	.....	68	.....	.....	68	68
Department of Energy:						
Bonneville Power Administration Fund.....	60	35	-140	2,186	2,161	2,221
Department of Homeland Security:						
National Flood Insurance Fund.....	.....	1,988	-175	17,360	19,348	19,348
Disaster Assistance Loan Fund.....	2	3	-251	(**)	1	3
Department of Housing and Urban Development:						
Public and Indian Housing Programs:						
Low-Rent Public Housing - Loans and Other Expenses.....	.....	1	1	.....	1	1
Housing Programs:						
Federal Housing Administration.....	100	100	.....	4,832	4,832	4,932
Department of the Interior:						
Helium Fund.....	.....	.....	.....	252	252	252
Bureau of Reclamation Loan Fund.....	(**)	(**)	.....	52	51	51
Bureau of Indian Affairs.....	.....	.....	.....	8	8	8
Assistance to American Samoa Loan Fund.....	.....	.....	.....	11	11	11
Department of Labor:						
Black Lung Disability Trust Fund.....	-125	6,371	.....	.....	6,496	6,371
Department of State:						
Repatriation Loans.....	.....	(**)	(**)	2	2	2
Department of Transportation:						
Essential Air Service and Rural Airport Improvement Fund.....	.....	-15	.....	15	.....	.....
Federal Aviation Administration:						
Aircraft Purchase Loan Guarantee Program.....	.....	.....	.....	(**)	(**)	(**)
Federal Highway Administration:						
Transportation Infrastructure Finance and Innovation Fund.....	11	102	96	1,331	1,422	1,433
Federal Railroad Administration:						
Railroad Rehabilitation and Improvement Loan Fund.....	.....	41	34	287	328	328
Other.....	.....	.....	.....	(**)	(**)	(**)
Maritime Administration:						
Ocean Freight Differential.....	140	36	-177	108	4	144
Maritime Guaranteed Loan (Title XI) Fund.....	.....	19	.....	19	38	38
Department of Treasury:						
Departmental Offices:						
Community Development Financial Institutions Fund.....	1	2	(**)	41	43	44
Housing and Economic Recovery Programs.....	30,354	161,904	.....	5,415	136,965	167,319
Troubled Assets Insurance Financing Fund.....	.....	751	.....	.....	751	751
Troubled Asset Relief Program.....	1,628	190,258	.....	.....	188,630	190,258
Federal Financing Bank Revolving Fund.....	-1,111	17,858	-3,863	21,957	40,926	39,815

**Table 6. Schedule C (Memorandum)-Federal Agency Borrowing Financed Through the Issue of Treasury Securities, April 2009 and Other Periods**

Classification	[\$ millions]					
	This Month	Transactions		Account Balances Current Fiscal Year		Close of This Month
		Fiscal Year to Date		Beginning of		
	This Year	Prior Year	This Year	This Month		
<b>Borrowing from the Treasury:--Continued</b>						
Department of Veterans Affairs:						
Veterans Housing Benefit Program Fund.....	.....	1,543	714	1,527	3,070	3,070
Native American Veteran Housing Fund.....	.....	16	8	45	61	61
Vocational Rehabilitation Loan Fund.....	.....	3	3	2	5	5
Corps of Engineers:						
Washington Aqueduct.....	.....	(**)	(**)	12	12	12
Environmental Protection Agency:						
Abatement, Control, and Compliance Loan Program.....	.....	-1	.....	13	12	12
General Services Administration:						
Land Acquisition and Development Fund.....	.....	.....	.....	(**)	(**)	(**)
International Assistance Program:						
International Security Assistance:						
Foreign Military Loan Program.....	.....	58	.....	7	65	65
Military Debt Reduction.....	.....	.....	.....	30	30	30
Agency for International Development:						
International Debt Reduction.....	.....	.....	.....	477	477	477
Development Credit Authority Loan Fund.....	.....	.....	.....	(**)	(**)	(**)
Overseas Private Investment Corporation.....	15	153	193	861	999	1,014
Small Business Administration:						
Business Loan Fund.....	.....	511	-401	971	1,482	1,482
Disaster Loan Fund.....	.....	-1,073	-1,832	8,492	7,420	7,420
Independent Agencies:						
Export-Import Bank of the United States.....	170	550	.....	2,929	3,309	3,479
Federal Communications Commission:						
Spectrum Auction Loan Fund.....	.....	.....	.....	113	113	113
Presidio Trust Fund.....	.....	.....	.....	50	50	50
Railroad Retirement Board:						
Social Security Equivalent Benefit Account.....	303	2,064	1,937	3,096	4,857	5,160
Smithsonian Institution:						
John F. Kennedy Center Parking Facilities.....	.....	.....	.....	20	20	20
Tennessee Valley Authority.....	.....	.....	150	.....	.....	.....
<b>Total Agency Borrowing from the Treasury</b>						
<b>Financed Through Treasury Securities Issued.....</b>		<b>33,775</b>	<b>438,747</b>	<b>10,801</b>	<b>252,757</b>	<b>657,729</b>
<b>Borrowing from the Federal Financing Bank:</b>						
Department of Agriculture:						
Rural Utilities Service:						
Rural Electrification and Telecommunications Fund.....	249	1,465	-134	26,326	27,542	27,791
Department of Defense - Military:						
Department of the Navy.....	.....	.....	.....	1,624	1,624	1,624
Defense Agencies.....	.....	-14	.....	-1,608	-1,622	-1,622
Department of Education:						
Historically Black College and University Capital Financing Fund.....	5	53	(**)	337	384	390
Department of Health and Human Services:						
Health Maintenance Organization Loan And Loan Guarantee Fund.....	.....	.....	.....	(**)	(**)	(**)
Department of Housing and Urban Development:						
Low-Rent Housing - Loans and Other Expenses.....	.....	-104	-99	691	587	587
Department of Transportation:						
Railroad Rehabilitation and Improvement Loan Fund.....	.....	(**)	(**)	2	2	2
Department of Veterans Affairs:						
Guaranteed Transitional Housing for Homeless Veterans.....	.....	(**)	(**)	5	5	5
General Services Administration:						
Federal Buildings Fund.....	-9	-33	-26	2,078	2,054	2,045
International Assistance Program:						
Foreign Military Financing Program.....	-4	-75	-84	680	608	605
Small Business Administration:						
Business Loan Fund.....	(**)	-3	-4	10	8	7
Independent Agencies:						
National Credit Union Administration.....	-453	17,597	.....	1,109	19,159	18,706
Postal Service.....	-910	-2,307	-3,840	7,200	5,803	4,893
<b>Total Borrowing from the Federal Financing Bank.....</b>	<b>-1,120</b>	<b>16,578</b>	<b>-4,187</b>	<b>38,455</b>	<b>56,153</b>	<b>55,033</b>

Note: This table includes lending by the Federal Financing Bank accomplished by the purchase of agency financial assets, by the acquisition of agency debt securities, and by the direct loans on behalf of an agency. The Federal Financing Bank borrows from Treasury and issues its own securities and in turn may loan these funds to agencies in lieu of agencies borrowing directly through Treasury or issuing their own securities. <sup>1</sup>Includes prior month adjustments of \$178,665 million to reflect the reclassification of TARP equity reporting in accordance with the *Federal Credit Reform Act of 1990* and the *Emergency Economic Stabilization Act of 2008*.

... No Transactions  
(\*\*\*) Less than \$500,000

Note: Details may not add to totals due to rounding.

**Table 6. Schedule D-Investments of Federal Government Accounts in Federal Securities, April 2009 and Other Periods**

Assets and Liabilities Directly Related to Budget Off-Budget Activity	[\$ millions]					
	Net Purchases or Sales (-)			Securities Held as investments Current Fiscal Year		
	This Month	Fiscal Year to Date		Beginning of		Close of This Month
This Year		Prior Year	This Year	This Month		
<b>Federal Funds:</b>						
Department of Agriculture .....	8	18	32	102	112	120
Department of Commerce.....	1	3	3	.....	1	3
Department of Defense-Military:						
Defense Cooperation Account .....	(**)	7	(**)	.....	7	7
Department of Energy.....	203	847	1,999	47,281	47,925	48,128
Department of Housing and Urban Development:						
Housing Programs:						
Federal Housing Administration Fund .....	176	824	694	19,092	19,740	19,916
Government National Mortgage Association:						
Guarantees of Mortgage-Backed Securities .....	26	-158	213	9,271	9,088	9,113
Department of the Interior .....	49	214	-29	7,104	7,269	7,319
Department of Labor.....	-2,772	-1,954	-1,787	16,988	17,806	15,034
Department of Transportation .....	-24	86	109	1,119	1,229	1,205
Department of the Treasury .....	484	-50	476	17,745	17,210	17,695
Department of Veterans Affairs:						
Canteen Service Revolving Fund.....	.....	-26	.....	26	.....	.....
Veterans Reopened Insurance Fund .....	-5	-16	-16	356	345	340
Servicemen's Group Life Insurance Fund.....	.....	(**)	(**)	1	1	1
Other Defense Civil Programs:						
Uniformed Services Retiree Health Care Fund .....	1,000	14,940	19,329	112,726	126,666	127,666
Office of Personnel Management:						
Postal Service Contributions .....	.....	686	569	32,294	32,979	32,979
<b>Independent Agencies:</b>						
Federal Deposit Insurance Corporation:						
Deposit Insurance Fund.....	-1,261	-1,265	1,064	29,937	29,933	28,671
FSLIC Resolution Fund.....	(**)	7	121	3,320	3,327	3,327
Federal Housing Finance Agency.....	36	60	.....	.....	24	60
National Credit Union Administration .....	288	-508	222	7,292	6,496	6,784
Postal Service.....	-200	-605	21	1,605	1,200	1,000
Other .....	-79	-64	303	13,662	13,677	13,598
Other .....	118	31	441	7,971	7,885	8,003
Total Treasury Securities .....	-1,952	13,077	23,762	327,890	342,920	340,967
<b>Total Federal Funds.....</b>	<b>-1,952</b>	<b>13,077</b>	<b>23,762</b>	<b>327,890</b>	<b>342,920</b>	<b>340,967</b>
<b>Trust Funds:</b>						
Legislative Branch:						
Library of Congress .....	-1	-3	(**)	47	45	44
United States Tax Court.....	.....	(**)	(**)	9	10	10
Other .....	-1	6	2	31	39	37
Judicial Branch:						
Judicial Retirement Funds .....	71	60	43	774	763	834
Department of Agriculture .....	-6	15	30	6	27	21
Department of Defense-Military:						
Voluntary Separation Incentive Fund .....	-3	26	29	512	541	538
Other .....	-1	-1	-3	32	32	31
Department of Health and Human Services:						
Federal Hospital Insurance Trust Fund.....	7,060	2,401	11,591	318,741	314,082	321,142
Federal Supplementary Medical Insurance Trust Fund .....	-839	3,711	7,969	59,090	63,639	62,801
Other .....	4	97	-35	2,709	2,802	2,806



**Table 6. Schedule D-Investments of Federal Government Accounts in Federal Securities, April 2009 and Other Periods**

Assets and Liabilities Directly Related to Budget Off-Budget Activity	Net Purchases or Sales (-)			Securities Held as investments Current Fiscal Year		
	This Month	Fiscal Year to Date		Beginning of		Close of This Month
		This Year	Prior Year	This Year	This Month	
<b>Trust Funds:—Continued</b>						
Department of Homeland Security.....	40	65	136	3,074	3,099	3,139
Department of the Interior.....	13	8	-2	65	61	74
Department of Labor:						
Unemployment Trust Fund.....	-7,960	-42,140	-8,715	72,432	38,252	30,292
Other.....	-11	-14	-17	67	64	53
Department of State:						
Foreign Service Retirement and Disability Fund.....	41	223	80	14,855	15,037	15,078
Other.....	1	2	-7	36	36	37
Department of Transportation:						
Airport and Airway Trust Fund.....	-338	-826	1,961	7,674	7,186	6,848
Highway Trust Fund.....	470	-2,603	850	12,811	9,738	10,208
Other.....	.....	(**)	.....	(**)	(**)	(**)
Department of Treasury.....	318	-14	-2	957	625	943
Department of Veterans Affairs:						
General Post Fund, National Homes.....	.....	10	2	71	82	82
National Service Life Insurance.....	-99	-351	-315	9,272	9,020	8,921
United States Government Life Insurance Fund.....	-1	-3	-3	30	28	27
Veterans Special Life Insurance Fund.....	-12	-8	(**)	1,999	2,002	1,990
Corps of Engineers.....	62	796	339	4,739	5,473	5,535
Other Defense Civil Programs:						
Military Retirement Fund.....	865	33,476	30,435	215,949	248,560	249,425
Other.....	31	95	145	1,886	1,949	1,981
Environmental Protection Agency.....	547	1,232	554	6,049	6,735	7,282
National Aeronautics and Space Administration.....	.....	(**)	(**)	15	14	14
Office of Personnel Management:						
Civil Service Retirement and Disability Fund:						
Treasury Securities.....	-3,903	-6,487	-5,419	728,850	726,266	722,364
Employees Life Insurance Fund.....	4	900	800	34,397	35,294	35,298
Employees and Retired Employees Health Benefits Fund.....	-247	-271	-276	15,565	15,541	15,294
Social Security Administration:						
Federal Old-Age and Survivors Insurance Trust Fund.....	19,860	93,452	108,502	2,150,651	2,224,243	2,244,103
Federal Disability Insurance Trust Fund.....	849	-2,709	2,359	216,487	212,929	213,778
Independent Agencies:						
Harry S. Truman Memorial Scholarship Trust Fund.....	(**)	(**)	-3	55	55	55
Japan-United States Friendship Commission.....	1	5	(**)	33	38	39
Railroad Retirement Board:						
Treasury Securities.....	-214	519	-238	1,857	2,590	2,376
Agency Securities.....	.....	(**)	(**)	6	6	6
Other.....	74	95	66	765	786	860
Total Treasury Securities.....	16,675	81,764	150,861	3,882,595	3,947,684	3,964,359
Total Agency Securities.....	.....	(**)	(**)	6	6	6
<b>Total Trust Funds.....</b>	<b>16,675</b>	<b>81,764</b>	<b>150,861</b>	<b>3,882,600</b>	<b>3,947,689</b>	<b>3,964,365</b>
<b>Grand Total.....</b>	<b>14,723</b>	<b>94,841</b>	<b>174,623</b>	<b>4,210,491</b>	<b>4,290,609</b>	<b>4,305,332</b>

... No Transactions  
 (\*\* \*) Less than \$500,000

Note: Investments are in Treasury securities unless otherwise noted.  
 Note: Details may not add to totals due to rounding.

**Table 6. Schedule E-Net Activity, Guaranteed and Direct Loan Financing, April 2009 and Other Periods**

[\$ millions]

Classification	Net Transactions (-) denotes net reduction of liability accounts			Account Balances Current Fiscal Year		
	This Month	Fiscal Year to Date		Beginning of		Close of This Month
		This Year	Prior Year	This Year	This Month	
<b>Guaranteed Loan Financing Activity:</b>						
Department of Agriculture:						
Farm Service Agency:						
Commodity Credit Corporation Export Fund .....	-12	-89	206	205	128	116
Agricultural Credit Insurance Fund .....	-3	-15	48	-367	-379	-382
Rural Housing Service:						
Rural Community Facility Loans .....	-1	1	21	-20	-18	-19
Rural Housing Insurance Fund .....	-19	-50	-31	-746	-777	-796
Rural Business-Cooperative Service:						
Rural Business and Industry Loans .....	4	16	12	-174	-163	-158
Renewable Energy Guaranteed Loan Account .....	(**)	(**)	1	-6	-6	-6
Biorefinery Assistance Loan Account .....	.....	-27	.....	.....	-27	-27
Rural Utilities Service:						
Rural Water and Waste Disposal Fund .....	(**)	1	(**)	-24	-23	-23
Department of Commerce:						
General Administration:						
Emergency Oil, Gas, and Steel Account .....	(**)	56	-2	-51	5	5
National Oceanic and Atmospheric Administration:						
Fishing Vessel Obligations .....	.....	(**)	-1	3	3	3
Department of Defense-Military .....	4	4	(**)	-25	-25	-22
Department of Education:						
Office of Student Financial Assistance:						
Federal Family Education Loans .....	134	2,565	5,337	-28,685	-26,253	-26,119
Department of Energy:						
Department of Health and Human Services:						
Health Resources and Services Administration:						
Health Center Loans .....	.....	(**)	.....	-4	-4	-4
Health Education Assistance Loans .....	1	3	19	-94	-92	-91
Department of Housing and Urban Development:						
Public and Indian Housing Programs:						
Indian Housing Loans .....	(**)	-5	4	-35	-40	-40
Native Hawaiian Housing Loans .....	.....	(**)	(**)	(**)	(**)	(**)
Community Planning and Development:						
Community Development Loans .....	-3	-4	-2	-96	-98	-101
Housing Programs:						
FHA-Mutual Mortgage Insurance Loans .....	-317	-1,098	426	-5,835	-6,617	-6,933
FHA-General and Special Risk Fund .....	241	489	-13	828	1,076	1,317
Home Ownership Preservation Entity Fund .....	(**)	(**)	.....	.....	(**)	(**)
Government National Mortgage Association:						
Guarantees of Mortgaged-Backed Securities .....	-43	-277	-167	-1,330	-1,563	-1,606
Department of the Interior:						
Bureau of Indian Affairs .....	4	1	-1	-40	-43	-39
Department of Transportation:						
Office of the Secretary:						
Minority Business Resource Center Fund .....	.....	(**)	(**)	(**)	(**)	(**)
Federal Highway Administration:						
Transportation Infrastructure Finance and Innovation Fund .....	.....	.....	.....	(**)	(**)	(**)
Maritime Administration:						
Maritime Guaranteed Loan (Title XI) Fund .....	(**)	31	-2	-220	-190	-190
Department of the Treasury:						
Departmental Offices:						
Air Transportation Stabilization Fund .....	.....	.....	.....	(**)	(**)	(**)
Troubled Assets Insurance Financing Fund .....	.....	725	.....	.....	725	725
Department of Veterans Affairs:						
Veterans Benefits Administration:						
Veterans Housing Benefit Program Fund .....	46	641	-199	-3,247	-2,652	-2,606
Guaranteed Transitional Housing Loans for Homeless Veterans .....	(**)	(**)	(**)	(**)	(**)	(**)
International Assistance Program:						
Agency for International Development:						
Ukraine Export Credit Insurance Fund .....	.....	.....	(**)	.....	.....	.....
Loan Guarantees to Israel .....	.....	.....	.....	-1,284	-1,284	-1,284
Urban and Environmental Credit Guaranteed Loans .....	(**)	(**)	-2	-78	-78	-78
Microenterprise and Small Enterprise Development .....	(**)	(**)	(**)	-1	-1	-1
Development Credit Authority Loan Fund .....	(**)	-2	(**)	-33	-35	-35
Loan Guarantees to Egypt .....	.....	.....	.....	-170	-170	-170
Overseas Private Investment Corporation .....	-4	-35	-54	-133	-164	-168
Small Business Administration:						
Business Loan Fund .....	279	594	616	109	424	703
Independent Agencies:						
Export-Import Bank of the United States .....	-14	-135	148	-855	-976	-990
<b>Net Activity, Guaranteed Loan Financing .....</b>	<b>297</b>	<b>3,388</b>	<b>6,365</b>	<b>-42,407</b>	<b>-39,317</b>	<b>-39,020</b>
<b>Direct Loan Financing Activity:</b>						
Department of Agriculture:						
Farm Service Agency:						
Agricultural Credit Insurance Fund .....	118	-64	173	4,583	4,401	4,519
Farm Storage Facility Loans .....	-1	28	-17	300	329	328
Apple Loans Fund .....	.....	(**)	(**)	(**)	(**)	(**)
Emergency Boll Weevil Loan Fund .....	.....	(**)	(**)	(**)	(**)	(**)
Natural Resources Conservation Service:						
Agricultural Resource Conservation Demonstration Program .....	.....	.....	.....	(**)	(**)	(**)
Rural Housing Service:						
Rural Community Facility Loans Fund .....	17	89	119	2,400	2,471	2,489
Rural Housing Insurance Fund .....	25	12	-43	11,816	11,803	11,828
Multifamily Housing Revitalization Loan Account .....	(**)	20	17	35	55	55

**Table 6. Schedule E-Net Activity, Guaranteed and Direct Loan Financing, April 2009 and Other Periods**

[\$ millions]

Classification	Net Transactions (-) denotes net reduction of liability accounts			Account Balances Current Fiscal Year		
	This Month	Fiscal Year to Date		Beginning of		Close of This Month
		This Year	Prior Year	This Year	This Month	
<b>Direct Loan Financing Activity:—Continued</b>						
Department of Agriculture: —Continued						
Rural Business-Cooperative Service:						
Rural Business and Industry Loan Fund .....	-1	-3	(**)	11	9	8
Rural Development Loan Fund .....	(**)	-3	-3	269	265	266
Rural Economic Development Loan Fund.....	-1	(**)	2	87	88	87
Rural Utilities Service:						
Rural Water and Waste Disposal Loans .....	1	91	86	7,147	7,236	7,238
Rural Electrification and Telecommunications Fund .....	242	2,512	1,257	31,644	33,914	34,156
Rural Telephone Bank .....	1	-6	4	522	515	516
Distance Learning and Telemedicine Program .....	-4	13	13	319	336	332
Rural Development Insurance Fund .....	.....	.....	.....	1,065	1,065	1,065
Foreign Agricultural Service:						
P.L. 480 Direct Loan Fund .....	-9	-156	-526	437	289	281
International Debt Reduction .....	4	-13	-27	107	90	94
Department of Commerce:						
National Oceanic and Atmospheric Administration:						
Fisheries Finance .....	-3	-14	-11	465	454	451
Department of Defense-Military .....	9	105	12	233	329	338
Department of Education:						
Office of Postsecondary Education:						
College Housing and Academic Facilities Loans.....	(**)	(**)	-1	11	11	10
Historically Black College and University Capital Financing Fund.....	5	53	3	5	53	59
Office of Student Financial Assistance:						
Federal Direct Student Loans .....	859	14,097	3,826	109,675	122,913	123,772
Teach Grant Loans .....	5	23	.....	-1	17	22
Temporary Student Loan Purchase Authority .....	3,679	23,511	.....	5,293	25,125	28,804
Department of Homeland Security:						
Disaster Assistance Loan Fund .....	(**)	(**)	(**)	-3	-3	-2
Department of Housing and Urban Development:						
Housing Programs:						
FHA-Mutual Mortgage Insurance Loans .....	(**)	(**)	-1	-4	-4	-4
FHA-General and Special Risk Fund .....	.....	.....	.....	(**)	(**)	(**)
Department of the Interior:						
Bureau of Reclamation .....	-5	-5	-15	52	52	47
Bureau of Indian Affairs .....	(**)	-1	-1	7	7	7
Assistance to American Samoa Loan Fund .....	-2	-3	-2	10	9	7
Department of State:						
Administration of Foreign Affairs:						
Repatriation Loans.....	(**)	-1	-1	-6	-6	-7
Department of Transportation:						
Federal Highway Administration:						
Transportation Infrastructure Finance and Innovation Fund.....	11	102	86	1,329	1,420	1,430
Federal Railroad Administration:						
Railroad Rehabilitation and Improvement Loan Fund .....	.....	30	-246	286	317	317
Department of the Treasury:						
Departmental Offices:						
Community Development Financial Institutions Fund .....	(**)	-2	-2	41	40	40
GSE Mortgage-Backed Securities Purchase Program .....	11,505	130,701	.....	5,074	124,271	135,776
Troubled Asset Relief Program.....	-1,220	183,957	.....	.....	1185,177	183,957
Financial Management Service.....	.....	.....	.....	(**)	(**)	(**)
Department of Veterans Affairs:						
Veterans Benefits Administration:						
Veterans Housing Benefit Program Fund.....	-6	-41	-11	1,470	1,435	1,429
Native American Veteran Housing Fund.....	-1	2	4	43	46	45
Vocational Rehabilitation Loan Fund .....	(**)	(**)	(**)	1	1	2
Environmental Protection Agency:						
Abatement, Control, and Compliance Loan Program .....	.....	-2	-2	13	11	11
International Assistance Program:						
International Security Assistance:						
Foreign Military Loan Program.....	.....	58	(**)	7	65	65
Military Debt Reduction.....	.....	.....	-318	28	28	28
Agency for International Development:						
International Debt Reduction .....	-1	-29	-19	257	228	227
Overseas Private Investment Corporation .....	5	27	-33	580	603	607
Small Business Administration:						
Business Loan Fund .....	-1	-10	-6	97	88	87
Disaster Loan Fund .....	-29	-278	-204	7,227	6,979	6,950
Independent Agencies:						
Export-Import Bank of the United States.....	29	-91	-450	2,778	2,658	2,687
Federal Communications Commission:						
Spectrum Auction Loan Fund .....	(**)	(**)	-5	59	59	59
<b>Net Activity, Direct Loan Financing.....</b>	<b>15,232</b>	<b>354,709</b>	<b>3,656</b>	<b>195,773</b>	<b>535,250</b>	<b>550,481</b>

Note: Federal credit programs provide benefits to the public in the form of direct loans and loan guarantees. This table reflects cash transactions and balances of the nonbudgetary financing fund accounts that result from the disbursement of loans, collection of fees, repayment of principle, sale of collateral, interest, and subsidy received from the credit program accounts at net present value in accordance with the *Federal Credit Reform Act of 1990*. Unreimbursed costs such as administrative expenses and subsidy payments are reported on a cash basis and included within each program's budgetary totals in Table 5.

<sup>1</sup>Includes prior month adjustments of \$175,411 million to reflect the reclassification of TARP equity reporting in accordance with the *Federal Credit Reform Act of 1990* and the *Emergency Economic Stabilization Act of 2008*.

... No Transactions  
(\*) Less than \$500,000

Note: Details may not add to totals due to rounding.

**Table 7. Receipts and Outlays of the U.S. Government by Month, Fiscal Year 2009**

[\$ millions]

Classification	Oct.	Nov.	Dec.	Jan.	Feb.	March	April	May	June	July	Aug.	Sept.	Fiscal Year to Date	Comparable Period Prior F.Y.
<b>Receipts:</b>														
Individual Income Taxes .....	86,323	60,095	108,880	124,459	8,717	41,227	136,668						566,369	747,558
Corporation Income Taxes.....	81	1,994	48,293	4,532	-2,056	3,392	14,545						70,781	171,142
Social Insurance And Retirement Receipts:														
Employment and General Retirement .....	62,304	67,208	64,158	83,292	67,805	73,081	90,985						508,833	507,153
Unemployment Insurance.....	2,007	2,976	242	1,149	3,348	338	7,058						17,117	18,801
Other Retirement.....	394	322	394	320	323	324	323						2,401	2,415
Excise Taxes.....	3,911	5,321	5,185	5,042	4,248	4,994	5,642						34,343	37,130
Estate and Gift Taxes .....	2,097	2,274	2,186	2,387	1,244	1,919	3,976						16,082	18,121
Customs Duties .....	2,633	2,225	2,038	2,085	1,682	1,522	1,878						14,063	15,717
Miscellaneous Receipts .....	5,097	2,366	6,435	2,844	2,018	2,159	5,158						26,077	31,684
<b>Total--Receipts This Year .....</b>	<b>164,847</b>	<b>144,782</b>	<b>237,811</b>	<b>226,109</b>	<b>87,328</b>	<b>128,957</b>	<b>266,232</b>						<b>1,256,066</b>	<b>.....</b>
<b>(On-Budget).....</b>	<b>117,998</b>	<b>94,377</b>	<b>191,039</b>	<b>161,462</b>	<b>34,133</b>	<b>71,507</b>	<b>195,849</b>						<b>866,366</b>	<b>.....</b>
<b>(Off-Budget).....</b>	<b>46,849</b>	<b>50,405</b>	<b>46,772</b>	<b>64,647</b>	<b>53,195</b>	<b>57,450</b>	<b>70,383</b>						<b>389,700</b>	<b>.....</b>
<i>Total--Receipts Prior Year .....</i>	<i>178,175</i>	<i>151,055</i>	<i>276,982</i>	<i>255,217</i>	<i>105,723</i>	<i>178,816</i>	<i>403,751</i>						<i>.....</i>	<i>1,549,720</i>
<i>(On Budget).....</i>	<i>133,146</i>	<i>102,705</i>	<i>227,125</i>	<i>191,181</i>	<i>53,495</i>	<i>120,840</i>	<i>333,059</i>						<i>.....</i>	<i>1,161,551</i>
<i>(Off Budget).....</i>	<i>45,029</i>	<i>48,350</i>	<i>49,857</i>	<i>64,036</i>	<i>52,229</i>	<i>57,976</i>	<i>70,692</i>						<i>.....</i>	<i>388,169</i>
<b>Outlays:</b>														
Legislative Branch .....	378	343	706	343	324	357	362						2,813	2,633
Judicial Branch .....	706	473	528	503	497	535	527						3,768	3,584
Department of Agriculture:														
Commodity Credit Corporation And Foreign Agricultural Service.....	6,613	2,694	2,746	1,893	927	-613	-938						13,322	12,087
Other .....	8,090	5,370	8,772	8,959	9,351	9,669	8,822						59,034	47,736
Department of Commerce.....	748	745	1,119	777	1,235	655	1,035						6,315	4,136
Department of Defense:														
Military:														
Military Personnel .....	28,995	6,393	14,904	10,531	11,140	6,898	10,643						89,503	85,038
Operation and Maintenance.....	19,981	19,222	22,853	20,690	20,574	21,806	21,512						146,638	138,432
International Reconstruction and Other Assistance .....	2	3	4	3	3	(**)	2						17	18
Procurement.....	9,403	10,409	12,610	9,638	9,227	10,823	11,034						73,143	65,003
Research, Development, Test, and Evaluation.....	5,791	7,442	8,097	6,399	5,317	7,107	6,980						47,134	44,304
Military Construction.....	1,166	1,179	1,704	1,060	1,382	1,508	1,316						9,314	5,908
Family Housing.....	197	310	244	186	181	210	284						1,611	2,089
Revolving and Management Funds .....	1,096	44	589	-207	-362	641	232						2,033	2,853
Other .....	-554	626	-521	-1,290	796	435	-299						-806	-1,243
<b>Total Military .....</b>	<b>66,078</b>	<b>45,627</b>	<b>60,484</b>	<b>47,009</b>	<b>48,258</b>	<b>49,428</b>	<b>51,704</b>						<b>368,588</b>	<b>342,401</b>
Department of Education .....	5,609	4,286	6,042	5,921	6,591	5,351	5,653						39,453	38,624
Department of Energy.....	2,184	1,620	2,027	1,601	1,617	1,907	1,909						12,866	11,044
Department of Health and Human Services:														
Public Health Service.....	4,377	3,770	4,291	4,029	4,159	4,503	4,330						29,459	27,961
Centers for Medicare And Medicaid Services:														
Grants to States for Medicaid .....	19,215	16,504	17,965	17,407	18,709	26,028	26,118						141,947	117,294
Federal Hospital Ins. Trust Fund.....	22,281	13,225	20,467	23,198	19,354	16,070	20,431						135,026	127,131
Federal Supp. Med. Ins. Trust Fund .....	21,759	11,285	17,286	20,009	15,271	12,592	17,424						115,626	105,875
Other .....	28,275	13,571	19,909	30,193	21,473	15,044	27,930						156,396	139,552
Administration for Children and Families.....	4,236	4,074	4,229	4,498	4,356	4,961	4,471						30,826	28,726
Other .....	-23,674	-17,555	-20,645	-26,183	-21,694	-19,032	-27,997						-156,781	-144,912
Department of Homeland Security.....	5,060	4,419	5,907	4,210	3,631	4,333	3,989						31,550	22,880
Department of Housing and Urban Development .....	3,884	3,685	4,145	3,737	3,510	3,828	3,507						26,296	27,297
Department of the Interior .....	889	880	988	793	835	866	1,088						6,340	5,874
Department of Justice.....	2,292	2,262	2,570	1,890	1,895	2,141	1,774						14,826	15,717
Department of Labor:														
Unemployment Trust Fund .....	5,210	4,801	7,761	8,666	9,264	11,006	11,229						57,937	25,384
Other .....	1,282	765	1,151	1,084	361	1,383	1,771						7,796	5,650
Department of State.....	2,372	1,697	2,037	1,482	1,384	1,465	1,368						11,806	9,519
Department of Transportation:														
Highway Trust Fund.....	4,101	3,149	3,091	2,073	2,088	2,270	2,231						19,003	18,081
Other .....	2,504	2,169	3,162	2,172	2,094	2,180	2,518						16,800	15,900
Department of the Treasury:														
Interest on Treasury Debt Securities (Gross).....	18,984	18,559	97,775	3,133	10,311	19,830	24,847						193,439	243,904
Other .....	35,082	52,089	21,895	29,357	37,178	63,135	13,539						252,275	65,024

**Table 7. Receipts and Outlays of the U.S. Government by Month, Fiscal Year 2009**

[\$ millions]

Classification	Oct.	Nov.	Dec.	Jan.	Feb.	March	April	May	June	July	Aug.	Sept.	Fiscal Year to Date	Comparable Period Prior F.Y.
<b>Outlays:—Continued</b>														
<b>Department of Veterans Affairs:</b>														
Compensation And Pensions.....	6,618	257	6,852	3,734	3,698	353	3,727						25,240	23,049
National Service Life.....	89	74	78	91	80	102	101						614	593
Other .....	4,860	3,728	4,039	3,674	3,894	3,928	4,190						28,314	24,971
Corps of Engineers.....	634	629	906	369	402	501	447						3,889	2,871
Other Defense Civil Programs .....	3,922	5,238	5,683	6,957	5,469	4,613	3,235						35,117	27,252
Environmental Protection.....	645	653	743	581	647	689	617						4,575	4,664
Executive Office of the President.....	82	40	55	71	50	58	57						414	795
General Services Administration.....	20	-73	65	16	-52	306	-8						275	317
<b>International Assistance Program:</b>														
International Security Assistance.....	1,100	1,844	586	512	417	511	3,048						8,018	6,878
Multilateral Assistance.....	88	109	43	47	80	21	53						441	1,397
International Development Assistance.....	333	398	341	335	291	350	347						2,394	2,772
Other .....	823	-135	-1,145	-84	136	-269	-325						-1,000	-4,396
National Aeronautics and Space Administration.....	1,483	1,426	1,810	1,185	1,345	1,677	1,518						10,445	9,755
National Science Foundation.....	477	492	452	437	432	450	458						3,199	3,056
Office of Personnel Management.....	6,008	5,604	5,335	6,624	5,870	6,730	6,868						43,039	40,984
Small Business Administration.....	82	81	101	74	1,285	72	73						1,768	152
<b>Social Security Administration:</b>														
<b>Federal Old-Age and Survivors Ins.</b>														
Trust Fund (Off-Budget).....	42,974	42,936	43,613	45,626	46,030	46,116	46,388						313,683	291,903
<b>Federal Disability Ins. Trust</b>														
Fund (Off-Budget).....	9,148	9,099	9,259	9,704	9,701	10,006	10,262						67,180	61,507
Other .....	7,032	37	5,821	5,028	4,108	271	3,204						25,502	23,482
<b>Independent Agencies:</b>														
<b>Fed. Deposit Ins. Corp:</b>														
Deposit Insurance Fund.....	417	4,853	-3,309	225	43	-2,292	1,250						1,187	-1,118
FSLIC Resolution Fund.....	-1	1	24	2	(**)	141	-1						166	359
<b>Postal Service:</b>														
<b>Off-Budget:</b>														
Public Enterprise Funds.....	256	-367	-294	-331	226	-556	-572						-1,637	-3,669
Other.....			109										109	
Other .....	101						17						118	109
Tennessee Valley Authority.....	-28	-245	521	-294	-332	-180	-61						-620	165
Other Independent Agencies.....	5,635	6,534	3,253	7,493	5,740	12,882	944						42,481	15,730
<b>Undistributed Offsetting Receipts:</b>														
Employer Share, Employee Retirement.....	-18,701	-4,260	-4,968	-4,211	-4,894	-4,569	-4,346						-45,948	-43,852
Interest Received by Trust Funds.....	-1,906	52	-86,222	3,196	483	-864	-3,658						-88,919	-95,522
Rents and Royalties on Outer Continental Shelf Lands.....	-357	-144	-594	-248	-364	-414	-317						-2,439	-10,110
Other .....	(**)	-9,389		(**)	-6,577								-15,966	-8
<b>Totals This Year:</b>														
Total Outlays.....	320,372	269,983	289,566	289,567	281,188	320,545	287,139						2,058,360	.....
(On-Budget).....	272,915	219,480	296,073	241,802	226,552	266,461	237,834						1,761,117	.....
(Off-Budget).....	47,457	50,503	-6,507	47,765	54,635	54,084	49,305						297,243	.....
Total-Surplus (+) or Deficit (-).....	-155,525	-125,201	-51,755	-63,457	-193,860	-191,589	-20,907						-802,294	.....
(On-Budget).....	-154,917	-125,103	-105,034	-80,339	-192,419	-194,954	-41,985						-894,752	.....
(Off-Budget).....	-608	-98	+53,279	+16,882	-1,440	+3,365	+21,078						+92,457	.....
Total Borrowing from the Public.....	494,505	91,276	-24,887	-48,813	260,695	253,534	97,290						1,123,600	201,151
<b>Total-Outlays Prior Year</b>														
.....	235,014	249,293	228,721	237,379	281,287	227,028	244,469						.....	1,703,191
(On-Budget).....	192,586	200,783	235,395	193,589	232,181	177,070	199,021						.....	1,430,625
(Off-Budget).....	42,428	48,510	-6,674	43,790	49,106	49,958	45,448						.....	272,566
<b>Total-Surplus (+) or Deficit (-) Prior Year</b>														
.....	-56,838	-98,238	+48,261	+17,839	-175,563	-48,212	+159,282						.....	-153,471
(On-Budget).....	-59,440	-98,078	-8,270	-2,408	-178,686	-56,230	+134,038						.....	-269,074
(Off-Budget).....	+2,601	-160	+56,531	+20,246	+3,123	+8,018	+25,244						.....	+115,603

... No Transactions  
 (\*\*) Less than \$500,000

Note: Details may not add to totals due to rounding.

**Table 8. Trust Fund Impact on Budget Results and Investment Holdings as of April 30, 2009**

Classification	[\$ millions]								
	This Month			Fiscal Year to Date			Securities held as investments Current Fiscal Year		
	Receipts	Outlays	Excess	Receipts	Outlays	Excess	Beginning of This Year	Close of This Month	Close of This Month
<b>Trust Receipts, Outlays, and Investments Held:</b>									
Airport and Airway .....	957	1,048	-91	5,817	7,667	-1,851	7,674	7,186	6,848
Black Lung Disability.....	53	30	23	6,825	2,689	4,135	.....	.....	.....
Federal Disability Insurance.....	10,928	10,262	666	64,557	67,180	-2,623	216,487	212,929	213,778
Federal Employees Life and Health.....	.....	245	-245	.....	-661	661	49,963	50,835	50,592
Federal Employees Retirement .....	2,120	5,921	-3,801	33,349	39,556	-6,207	744,489	742,076	738,285
Federal Hospital Insurance.....	27,206	20,499	6,707	138,017	135,470	2,547	318,741	314,082	321,142
Federal Old-Age and Survivors Insurance.....	66,228	46,388	19,840	407,235	313,683	93,551	2,150,651	2,224,243	2,244,103
Federal Supplementary Medical Insurance.....	21,714	22,045	-331	149,720	145,908	3,812	59,090	63,639	62,801
Hazardous Substance Superfund .....	615	93	522	1,861	766	1,095	2,884	3,468	3,995
Highways.....	3,055	2,831	224	18,318	23,411	-5,094	12,811	9,738	10,208
Military Advances.....	2,134	1,772	362	13,646	12,087	1,559	.....	.....	.....
Military Retirement.....	4,532	4,160	372	63,574	29,053	34,521	215,949	248,560	249,425
Railroad Retirement.....	1,297	989	308	-4,133	7,022	-11,155	1,863	2,595	2,381
Unemployment .....	18,686	11,244	7,442	30,959	58,021	-27,062	72,432	38,252	30,292
Veterans Life Insurance.....	13	124	-111	347	710	-363	11,301	11,050	10,938
All Other Trust .....	537	357	179	3,896	2,827	1,069	18,266	19,035	19,577
<b>Total Trust Fund Receipts and Outlays and Investments Held from Table 6-D.....</b>	<b>160,077</b>	<b>128,010</b>	<b>32,067</b>	<b>933,987</b>	<b>845,389</b>	<b>88,597</b>	<b>3,882,600</b>	<b>3,947,689</b>	<b>3,964,365</b>
Less: Interfund Transactions.....	57,269	57,269	.....	378,633	378,633	.....			
Trust Fund Receipts and Outlays on the Basis of Tables 4 & 5.....	102,807	70,741	32,067	555,354	466,756	88,597			
<b>Total Federal Fund Receipts and Outlays.....</b>	<b>163,523</b>	<b>216,497</b>	<b>-52,974</b>	<b>701,402</b>	<b>1,592,294</b>	<b>-890,892</b>			
Less: Interfund Transactions.....	99	99	.....	690	690	.....			
Federal Fund Receipts and Outlays on The Basis of Table 4 & 5.....	163,425	216,398	-52,974	700,712	1,591,604	-890,892			
<b>Net Budget Receipts &amp; Outlays .....</b>	<b>266,232</b>	<b>287,139</b>	<b>-20,907</b>	<b>1,256,066</b>	<b>2,058,360</b>	<b>-802,294</b>			

Note: Interfund receipts and outlays are transactions between Federal funds and trust funds such as Federal payments and contributions, and interest and profits on investments in Federal securities. They have no net effect on overall budget receipts and outlays since the receipt side of such transactions is offset against budget outlays. In this table, Interfund receipts are shown as an adjustment to arrive at total receipts and outlays of trust funds respectively. ... No Transactions

**Table 9. Summary of Receipts by Source, and Outlays by Function of the U.S. Government, April 2009 and Other Periods**

Classification	[\$ millions]		
	This Month	Fiscal Year to Date	Comparable Period Prior Fiscal Year
<b>Net Receipts</b>			
Individual Income Taxes .....	136,668	566,369	747,558
Corporation Income Taxes.....	14,545	70,781	171,142
<b>Social Insurance and Retirement Receipts:</b>			
Employment and General Retirement.....	90,985	508,833	507,153
Unemployment Insurance.....	7,058	17,117	18,801
Other Retirement.....	323	2,401	2,415
Excise Taxes .....	5,642	34,343	37,130
Estate and Gift Taxes .....	3,976	16,082	18,121
Customs Duties .....	1,878	14,063	15,717
Miscellaneous Receipts .....	5,158	26,077	31,684
<b>Total.....</b>	<b>266,232</b>	<b>1,256,066</b>	<b>1,549,720</b>
<b>Net Outlays</b>			
National Defense .....	54,273	385,925	359,275
International Affairs.....	4,341	21,699	16,171
General Science, Space, and Technology.....	1,963	13,911	13,210
Energy .....	-25	193	-29
Natural Resources and Environment .....	2,550	18,963	17,303
Agriculture .....	566	22,070	19,470
Commerce and Housing Credit.....	3,520	202,359	755
Transportation .....	5,918	43,967	41,123
Community and Regional Development.....	1,813	17,230	13,870
Education, Training, Employment and Social Services.....	7,940	53,538	52,538
Health .....	33,541	189,735	163,115
Medicare.....	36,888	243,177	220,427
Income Security.....	49,527	321,196	256,969
Social Security.....	56,649	380,825	353,363
Veterans Benefits and Services.....	8,024	54,214	48,608
Administration of Justice.....	3,831	27,674	26,580
General Government .....	1,261	11,989	9,103
Net Interest.....	19,223	114,047	145,301
Undistributed Offsetting Receipts .....	-4,663	-64,352	-53,962
<b>Total.....</b>	<b>287,139</b>	<b>2,058,360</b>	<b>1,703,191</b>

Note: Details may not add to totals due to rounding.

# Explanatory Notes

## 1. Flow of Data into Monthly Treasury Statement

The *Monthly Treasury Statement (MTS)* is assembled from data in the central accounting system. The major sources of data include monthly accounting reports by Federal entities and disbursing officers, and daily reports from the Federal Reserve banks. These reports detail accounting transactions affecting receipts and outlays of the Federal Government and off-budget Federal entities, and their related effect on the assets and liabilities of the U.S. Government. Information is presented in the *MTS* on a modified cash basis.

## 2. Notes on Receipts

Receipts included in the report are classified into the following major categories: (1) budget receipts and (2) offsetting collections (also called applicable receipts). Budget receipts are collections from the public that result from the exercise of the Government's sovereign or governmental powers, excluding receipts offset against outlays. These collections, also called governmental receipts, consist mainly of tax receipts (including social insurance taxes), receipts from court fines, certain licenses, and deposits of earnings by the Federal Reserve System. Refunds of receipts are treated as deductions from gross receipts.

Offsetting collections are from other Government accounts or the public that are of a business-type or market-oriented nature. They are classified into two major categories: (1) offsetting collections credited to appropriations or fund accounts, and (2) offsetting receipts (i.e., amounts deposited in receipt accounts). Collections credited to appropriation or fund accounts normally can be used without appropriation action by Congress. These occur in two instances: (1) when authorized by law, amounts collected for materials or services are treated as reimbursements to appropriations and (2) in the three types of revolving funds (public enterprise, intra governmental, and trust); collections are netted against spending, and outlays are reported as the net amount.

Offsetting receipts in receipt accounts cannot be used without being appropriated. They are subdivided into two categories: (1) proprietary receipts - these collections are from the public and they are offset against outlays by agency and by function, and (2) intra governmental funds - these are payments into receipt accounts from Governmental appropriation or fund accounts. The transactions may be intrabudgetary when the payment and receipt both occur within the budget or from receipts from off-budget Federal entities in those cases where payment is made by a Federal entity whose budget authority and outlays are excluded from the budget totals.

Intrabudgetary transactions are subdivided into three categories: (1) interfund transactions, where the payments are from one fund group (either Federal funds or trust funds) to a receipt account in the other fund group; (2) Federal intrafund transactions, where the payments and receipts both occur within the Federal fund group; and (3) trust intrafund transactions, where the payments and receipts both occur within the trust fund group.

Offsetting receipts are generally deducted from budget authority and outlays by function, by subfunction, or by agency. There are four types of receipts, however, that are deducted from budget totals as undistributed offsetting receipts. They are: (1) agencies' payments (including payments by off-budget Federal entities) as employers into employees retirement funds, (2) interest received by trust funds, (3) rents and royalties on the Outer Continental Shelf lands, and (4) other interest (i.e., interest collected on Outer Continental Shelf money in deposit funds when such money is transferred into the budget).

## 3. Notes on Outlays

Outlays are generally accounted for on the basis of checks issued, electronic funds transferred, or cash payments made. Certain outlays do not require issuance of cash or checks. An example is charges made against appropriations for that part of employees' salaries withheld for taxes or savings bond allotments - these are counted as payments to the employee and credits for whatever purpose the money was withheld. Outlays are stated net of offsetting collections (including receipts of revolving and management funds) and of refunds. Interest on the public debt (public issues) is recognized on the accrual basis. Federal credit programs subject to the Federal Credit Reform Act of 1990 use the cash

basis of accounting and are divided into two components. The portion of the credit activities that involve a cost to the Government (mainly subsidies) is included within the budget program accounts. The remaining portion of the credit activities are in non-budget financing accounts. Outlays of off-budget Federal entities are excluded by law from budget totals. However, they are shown separately and combined with the on-budget outlays to display total Federal outlays.

## 4. Processing

The data on payments and collections are reported by account symbol into the central accounting system. In turn, the data are extracted from this system for use in the preparation of the *MTS*.

There are two major checks which are conducted to assure consistency of the data reported:

1. Verification of payment data. The monthly payment activity reported by Federal entities on the Statements of Transactions is compared to the payment activity of Federal entities as reported by disbursing officers.
2. Verification of collection data. Reported collections appearing on Statements of Transactions are compared to deposits as reported by Federal Reserve Banks.

## 5. Other Sources of Information About Federal Government Financial Activities

- *A Glossary of Terms Used in the Federal Budget Process, 2005* (Available from the U.S. Government Accounting Office, at <http://www.gao.gov/new.items/do5734sp.pdf>/September, or by calling 202-512-6000. This glossary provides a basic reference document of standardized definitions of terms used by the Federal Government in the budget making process.
- *Daily Treasury Statement* (Available on the internet at <http://www.fms.treas.gov/dts>). The *Daily Treasury Statement* is published each working day of the Federal Government and provides data on the cash and debt operations of the Treasury.
- *Monthly Statement of the Public Debt of the United States* (Available on the internet at <http://www.treasurydirect.gov/govt/reports/pd/mspd/nspd.htm>). This publication provides detailed information concerning the public debt.
- *Treasury Bulletin* (Available from GPO, Washington, D.C. 20402 on a subscription or single copy and on the internet at <http://www.fms.treas.gov/bulletin/index.html>). Quarterly, contains a mix of narrative, tables, and charts on Treasury issues, Federal financial operations, international statistics, and special reports.
- *Budget of the United States Government, Fiscal Year 20\_\_* (Available from GPO, Washington, D.C. 20402 on a subscription basis only and on the internet at <http://www.access.gpo.gov/usbudget>). This publication is a single volume which provides budget information and contains:
  - *Appendix, The Budget of the United States Government, FY 20\_\_*
  - *The United States Budget in Brief, FY 20\_\_*
  - *Analytical Perspectives*
  - *Historical Tables*
- *Combined Statement of Receipts, Outlays, and Balances of the United States Government* (Available from Financial Management Services, U.S. Department of Treasury, Washington, D.C. 20227 and on the internet at <http://www.fms.treas.gov/annualreport/index.html>). This report includes budgetary results at the summary level and presents individual receipt and appropriation accounts at the detail level.

**Scheduled Release**

**The release date for the May 2009  
Statement will be 2:00 p.m. EST June 10, 2009.**

The Monthly Treasury Statement is available on the Department of Commerce's Economic Bulletin Board.  
For information call (202) 482-1986.

Internet service subscribers can access the current issue of the Monthly Treasury Statement through the  
Financial Management Service's website:

<http://www.fms.treas.gov/mts/index.html>