



# Monthly Treasury Statement

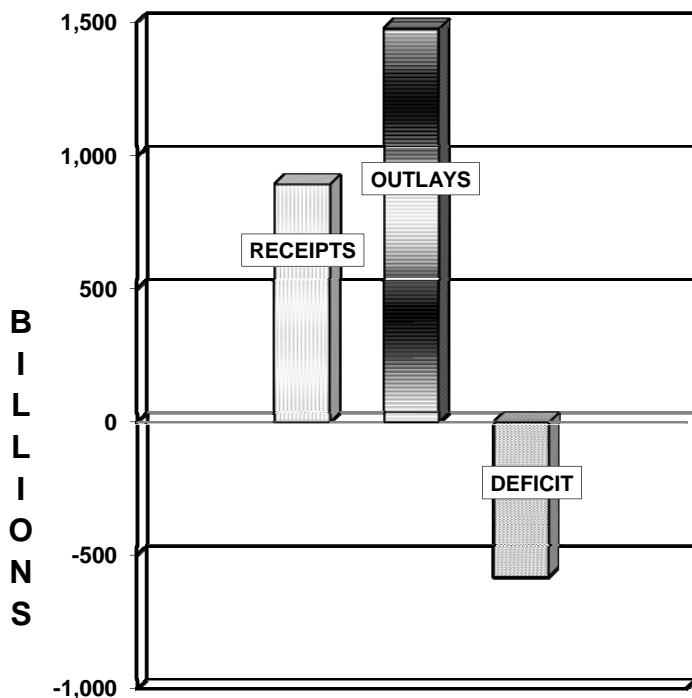
of Receipts and Outlays  
of the United States Government

For Fiscal Year 2012 Through February 29, 2012, and Other Periods

## Highlight

The Budget Estimates provided in Tables 2 and 3 are based on the *FY 2013 Budget*, released by the Office of Management and Budget on February 13, 2012.

### RECEIPTS, OUTLAYS, AND SURPLUS/DEFICIT THROUGH FEBRUARY 2012



#### Contents

Summary, page 2

Receipts, page 6

Outlays, page 7

Means of financing, page 20

Receipts/outlays by month, page 32

Federal trust funds/securities, page 34

Receipts by source/outlays by  
function, page 34

Explanatory notes, page 35

Compiled and Published by

Department of the Treasury  
Financial Management Service



## Introduction

The *Monthly Treasury Statement of Receipts and Outlays of the United States Government (MTS)* is prepared by the Financial Management Service, Department of the Treasury, and after approval by the Fiscal Assistant Secretary of the Treasury; is normally released on the 8th workday of the month following the reporting month. The publication is based on data provided by Federal entities, disbursing officers, and Federal Reserve banks.

### AUDIENCE

The *MTS* is published to meet the needs of those responsible for or interested in the cash position of the Treasury, those who are responsible or interested in the Government's budget results; and individuals and businesses whose operations depend upon or are related to the Government's financial operations.

### DISCLOSURE STATEMENT

This statement summarizes the financial activities of the Federal Government and off-budget Federal entities conducted in accordance with the Budget of the U.S. Government, i.e., receipts and outlays of funds, the surplus or deficit, and the means of financing the deficit or disposing of the surplus. Information is presented on a modified cash basis; receipts are accounted for on the basis of collections; refunds of receipts are treated as deductions from gross receipts; revolving and

management fund receipts, reimbursements and refunds of monies previously expended are treated as deductions from gross outlays; and interest on the public debt (public issues) is recognized on the accrual basis. Major information sources include accounting data reported by Federal entities, disbursing officers, and Federal Reserve banks.

### TRIAD OF PUBLICATIONS

The *MTS* is part of a triad of Treasury financial reports. The *Daily Treasury Statement* is published each working day of the Federal Government. It provides data on the cash and debt operations of the Treasury based upon reporting of the Treasury account balances by Federal Reserve banks. The *MTS* is a report of Government receipts and outlays, based on agency reporting. The *Combined Statement of Receipts, Outlays, and Balances of the United States Government* is the official publication of the detailed receipts and outlays of the Government. It is published annually in accordance with legislative mandates given to the Secretary of the Treasury.

### DATA SOURCES AND INFORMATION

The Explanatory Notes section of this publication provides information concerning the flow of data into the *MTS* and sources of information relevant to the *MTS*.

**Table 1. Summary of Receipts, Outlays, and the Deficit/Surplus of the U.S. Government, Fiscal Years 2011 and 2012, by Month**

Period	[\$ millions]		
	Receipts	Outlays	Deficit/Surplus (-)
<b>FY 2011</b>			
October.....	145,951	286,384	140,432
November.....	148,970	299,364	150,394
December.....	236,875	315,009	78,134
January.....	226,550	276,346	49,796
February.....	110,656	333,163	222,507
March.....	150,894	339,048	188,154
April.....	289,543	329,929	40,387
May.....	174,936	232,577	57,641
June.....	249,658	292,738	43,080
July.....	159,063	288,439	129,376
August.....	169,246	303,388	134,143
September.....	240,153	302,911	62,758
Year-to-Date.....	<b>12,302,495</b>	<b>13,599,297</b>	<b>1,296,803</b>
<b>FY 2012</b>			
October.....	163,072	261,539	98,466
November.....	152,402	289,704	137,302
December.....	239,963	325,930	85,967
January.....	234,319	261,731	27,412
February.....	103,413	335,096	231,683
Year-to-Date.....	<b>893,169</b>	<b>1,473,999</b>	<b>580,830</b>

<sup>1</sup>The receipt, outlay and deficit figures differ from the *FY 2013 Budget*, released by the Office of Management and Budget on February 13, 2012. The deficit figure differs by -\$2,792 million, due mainly to revisions in the data following the release of the *Final Monthly Treasury Statement*.

Note: Details may not add to totals due to rounding.

**Table 2. Summary of Budget and Off-Budget Results and Financing of the U.S. Government, February 2012 and Other Periods**

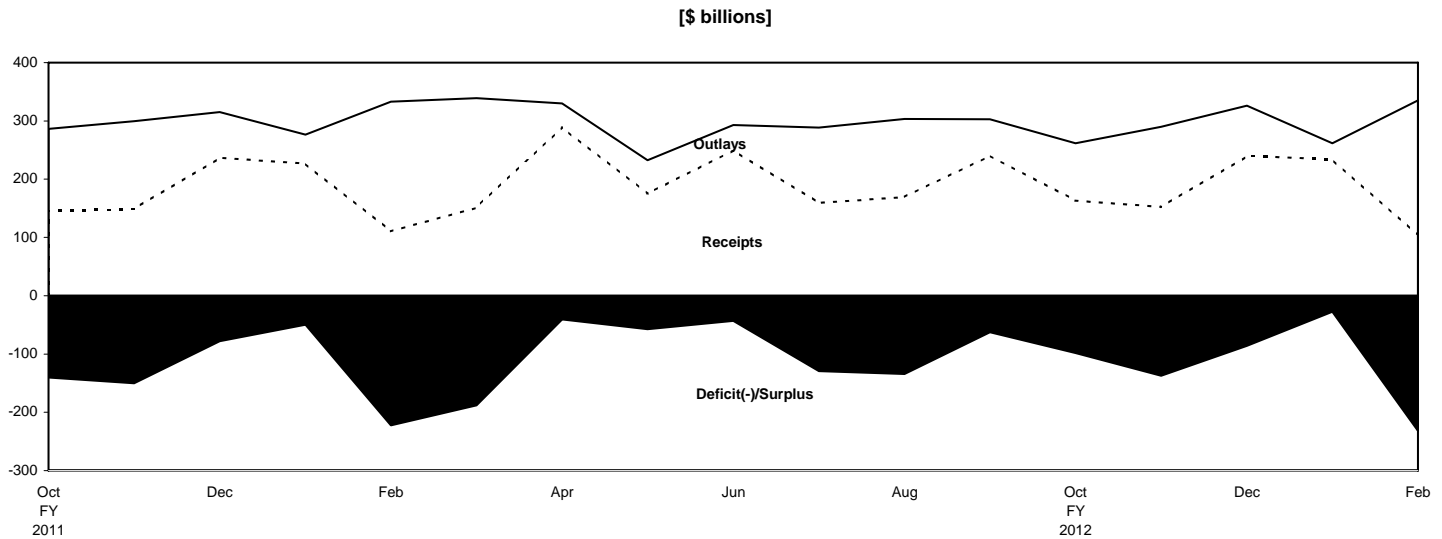
Classification	[\$ millions]				
	This Month	Current Fiscal Year to Date	Budget Estimates Full Fiscal Year <sup>1</sup>	Prior Fiscal Year to Date (2011)	Budget Estimates Next Fiscal Year (2013) <sup>1</sup>
Total On-Budget and Off-Budget Results:					
Total Receipts .....	103,413	893,169	2,468,599	869,003	2,901,956
On-Budget Receipts .....	57,954	672,851	1,896,459	635,026	2,224,545
Off-Budget Receipts .....	45,459	220,318	572,140	233,977	677,411
Total Outlays .....	335,096	1,473,999	3,795,547	1,510,266	3,803,364
On-Budget Outlays .....	281,062	1,280,643	3,290,381	1,301,170	3,169,287
Off-Budget Outlays .....	54,034	193,357	505,166	209,096	634,077
Total Surplus (+) or Deficit (-).....	-231,683	-580,830	-1,326,948	-641,264	-901,408
On-Budget Surplus (+) or Deficit (-) .....	-223,108	-607,791	-1,393,922	-666,144	-944,742
Off-Budget Surplus (+) or Deficit (-) .....	-8,575	+26,962	+66,974	+24,881	+43,334
Total On-Budget and Off-Budget Financing .....	231,683	580,830	1,326,948	641,264	901,408
Means of Financing:					
Borrowing from the Public.....	150,351	601,040	1,449,877	541,275	1,058,618
Reduction of Operating Cash, Increase (-).....	96,053	-4,453	-1,910	119,221	.....
By Other Means.....	-14,722	-15,758	-121,018	-19,232	-157,210

<sup>1</sup>These estimates are based on the *FY 2013 Budget*, released by the Office of Management and Budget on February 13, 2012.

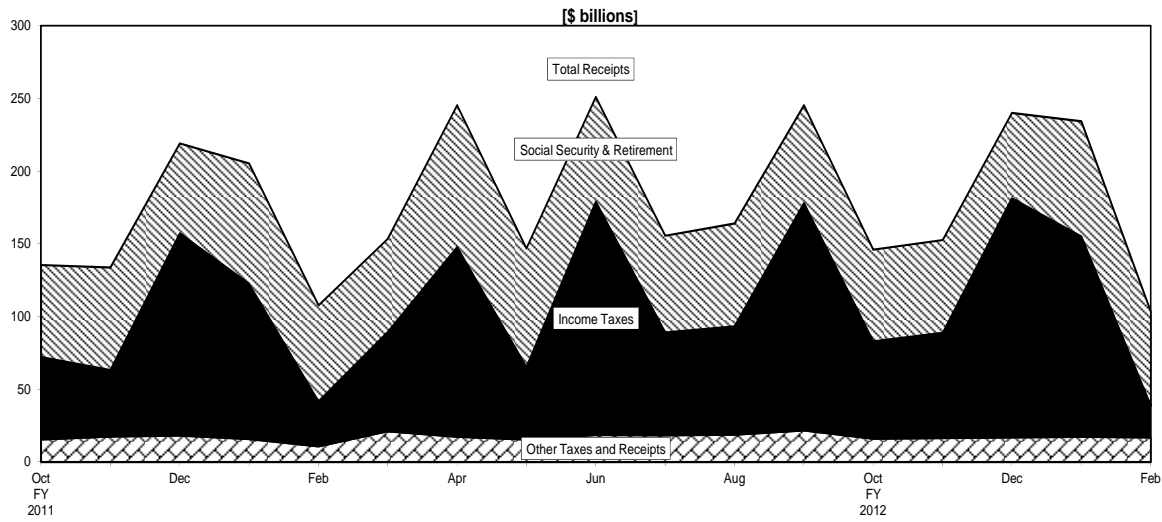
... No Transactions

Note: Details may not add to totals due to rounding.

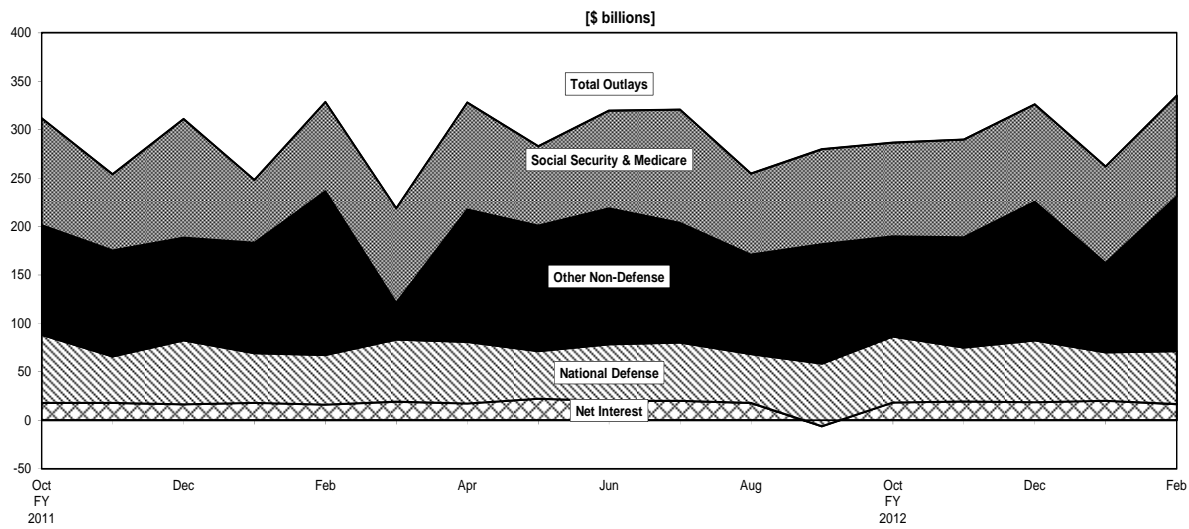
**Figure 1. Monthly Receipts, Outlays, and Budget Deficit/Surplus of the U.S. Government, Fiscal Years 2011 and 2012**



**Figure 2. Monthly Receipts of the U.S. Government, by Source, Fiscal Years 2011 and 2012**



**Figure 3. Monthly Outlays of the U.S. Government, by Function, Fiscal Years 2011 and 2012**



**Table 3. Summary of Receipts and Outlays of the U.S. Government, February 2012 and Other Periods**

Classification	[\$ millions]			
	This Month	Current Fiscal Year to Date	Comparable Prior Period Year to Date	Budget Estimates Full Fiscal Year <sup>1</sup>
<b>Budget Receipts</b>				
Individual Income Taxes .....	21,460	425,253	422,841	1,164,650
Corporation Income Taxes .....	405	60,566	38,179	236,801
Social Insurance and Retirement Receipts:				
Employment and General Retirement (Off-Budget) .....	45,459	220,318	233,977	572,140
Employment and General Retirement (On-Budget) .....	15,093	82,778	77,031	207,034
Unemployment Insurance .....	3,924	19,426	15,380	57,138
Other Retirement .....	290	1,538	1,706	4,338
Excise Taxes .....	4,907	28,475	25,923	79,415
Estate and Gift Taxes .....	1,278	5,216	54	11,377
Customs Duties .....	2,339	12,294	11,905	30,817
Miscellaneous Receipts .....	8,260	37,304	42,006	104,889
<b>Total Receipts .....</b>	<b>103,413</b>	<b>893,169</b>	<b>869,003</b>	<b>2,468,599</b>
(On-Budget) .....	<b>57,954</b>	<b>672,851</b>	<b>635,026</b>	<b>1,896,459</b>
(Off-Budget) .....	<b>45,459</b>	<b>220,318</b>	<b>233,977</b>	<b>572,140</b>
<b>Budget Outlays</b>				
Legislative Branch .....	368	1,925	1,985	5,253
Judicial Branch .....	561	2,837	2,859	7,581
Department of Agriculture .....	10,685	67,258	63,254	150,680
Department of Commerce .....	989	4,571	4,425	11,326
Department of Defense-Military Programs .....	52,093	271,784	281,411	688,254
Department of Education .....	10,108	27,616	42,643	98,467
Department of Energy .....	2,677	14,321	13,998	38,998
Department of Health and Human Services .....	70,599	329,379	358,065	871,836
Department of Homeland Security .....	3,236	20,967	18,110	60,443
Department of Housing and Urban Development .....	3,867	19,684	20,554	56,788
Department of the Interior .....	995	5,181	5,471	11,241
Department of Justice .....	2,379	13,039	12,825	34,556
Department of Labor .....	9,528	47,030	59,395	127,157
Department of State .....	1,404	10,776	10,158	29,937
Department of Transportation .....	4,896	30,542	31,125	84,135
Department of the Treasury:				
Interest on Treasury Debt Securities (Gross) .....	17,414	186,115	191,121	450,335
Other .....	51,600	77,540	79,629	129,283
Department of Veterans Affairs .....	10,235	46,470	49,172	129,186
Corps of Engineers .....	541	3,440	4,609	9,184
Other Defense Civil Programs .....	5,265	19,802	22,029	51,991
Environmental Protection Agency .....	766	4,101	4,962	9,352
Executive Office of the President .....	32	152	199	414
General Services Administration .....	61	512	541	1,083
International Assistance Program .....	1,290	10,485	6,930	25,554
National Aeronautics and Space Administration .....	1,278	6,676	7,067	17,637
National Science Foundation .....	513	2,793	2,745	8,281
Office of Personnel Management .....	6,524	32,448	30,322	87,462
Small Business Administration .....	82	493	629	3,157
Social Security Administration .....	68,346	330,107	319,797	827,061
Other Independent Agencies .....	2,635	18,354	-225	48,079
Allowances .....	.....	.....	.....	125
Undistributed Offsetting Receipts:				
Interest .....	157	-85,252	-90,707	-180,392
Other .....	-6,028	-47,147	-44,832	-98,897
<b>Total Outlays .....</b>	<b>335,096</b>	<b>1,473,999</b>	<b>1,510,266</b>	<b>3,795,547</b>
(On-Budget) .....	<b>281,062</b>	<b>1,280,643</b>	<b>1,301,170</b>	<b>3,290,381</b>
(Off-Budget) .....	<b>54,034</b>	<b>193,357</b>	<b>209,096</b>	<b>505,166</b>
<b>Surplus (+) or Deficit (-) .....</b>	<b>-231,683</b>	<b>-580,830</b>	<b>-641,264</b>	<b>-1,326,948</b>
(On-Budget) .....	<b>-223,108</b>	<b>-607,791</b>	<b>-666,144</b>	<b>-1,393,922</b>
(Off-Budget) .....	<b>-8,575</b>	<b>+26,962</b>	<b>+24,881</b>	<b>+66,974</b>

<sup>1</sup>These estimates are based on the *FY 2013 Budget*, released by the Office of Management and Budget on February 13, 2012.

... No Transactions

**Table 4. Receipts of the U.S. Government, February 2012 and Other Periods**

Classification	This Month			Current Fiscal Year to Date			Prior Fiscal Year to Date		
	Gross Receipts	Refunds (Deduct)	Receipts	Gross Receipts	Refunds (Deduct)	Receipts	Gross Receipts	Refunds (Deduct)	Receipts
<b>Individual Income Taxes:</b>									
Withheld.....	96,934			445,624			426,652		
Presidential Election Campaign Fund.....	8			10			8		
Other.....	5,435			85,798			78,981		
<b>Total--Individual Income Taxes.....</b>	<b>102,377</b>	<b>80,917</b>	<b>21,460</b>	<b>531,433</b>	<b>106,179</b>	<b>425,253</b>	<b>505,641</b>	<b>82,799</b>	<b>422,841</b>
<b>Corporation Income Taxes.....</b>	<b>4,248</b>	<b>3,844</b>	<b>405</b>	<b>80,531</b>	<b>19,964</b>	<b>60,566</b>	<b>75,009</b>	<b>36,830</b>	<b>38,179</b>
<b>Social Insurance and Retirement Receipts:</b>									
Employment and General Retirement:									
Federal Old-Age and Survivors Ins. Trust Fund:									
Federal Insurance Contributions Act Taxes.....	38,598		38,598	188,743		188,743	205,361		205,361
Self-Employment Contributions Act Taxes.....	261		261	5,275		5,275	6,086		6,086
Adjustments Attributable to Prior Years.....				-5,690		-5,690	-11,402		-11,402
<b>Total--FOASI Trust Fund.....</b>	<b>38,859</b>		<b>38,859</b>	<b>188,328</b>		<b>188,328</b>	<b>200,045</b>		<b>200,045</b>
Federal Disability Insurance Trust Fund:									
Federal Insurance Contributions Act Taxes.....	6,555		6,555	32,059		32,059	34,832		34,832
Self-Employment Contributions Act Taxes.....	45		45	896		896	1,034		1,034
Adjustments Attributable to Prior Years.....				-965		-965	-1,935		-1,935
<b>Total--FDI Trust Fund.....</b>	<b>6,600</b>		<b>6,600</b>	<b>31,990</b>		<b>31,990</b>	<b>33,931</b>		<b>33,931</b>
Federal Hospital Insurance Trust Fund:									
Federal Insurance Contributions Act Taxes.....	14,509		14,509	79,023		79,023	75,774		75,774
Self-Employment Contributions Act Taxes.....	139		139	2,824		2,824	2,672		2,672
Adjustments Attributable to Prior Years.....				-1,001		-1,001	-3,446		-3,446
<b>Total--FHI Trust Fund.....</b>	<b>14,648</b>		<b>14,648</b>	<b>80,846</b>		<b>80,846</b>	<b>75,000</b>		<b>75,000</b>
Railroad Retirement :									
Rail Pension and Supplemental Annuity.....	242	(**)	242	993	1	992	1,029	(**)	1,029
Social Security Equivalent Account.....	203	(**)	203	940	1	940	1,003	(**)	1,003
<b>Total--Employment and General Retirement.....</b>	<b>60,552</b>	<b>(**)</b>	<b>60,552</b>	<b>303,097</b>	<b>1</b>	<b>303,096</b>	<b>311,008</b>	<b>(**)</b>	<b>311,008</b>
Unemployment Insurance:									
Deposits by States.....	3,642		3,642	16,200		16,200	13,322		13,322
Federal Unemployment Tax Act Taxes.....	270	2	268	3,118	11	3,107	2,016	14	2,002
Railroad Unemployment Taxes.....	15		15	119		119	56		56
<b>Total--Unemployment Insurance.....</b>	<b>3,926</b>	<b>2</b>	<b>3,924</b>	<b>19,437</b>	<b>11</b>	<b>19,426</b>	<b>15,394</b>	<b>14</b>	<b>15,380</b>
Other Retirement:									
Federal Employees Retirement - Employee Share.....	287		287	1,527		1,527	1,693		1,693
Non-Federal Employees Retirement.....	3		3	11		11	12		12
<b>Total--Other Retirement.....</b>	<b>290</b>		<b>290</b>	<b>1,538</b>		<b>1,538</b>	<b>1,706</b>		<b>1,706</b>
<b>Total--Social Insurance and Retirement Receipts.....</b>	<b>64,768</b>	<b>2</b>	<b>64,766</b>	<b>324,072</b>	<b>12</b>	<b>324,060</b>	<b>328,108</b>	<b>14</b>	<b>328,094</b>
<b>Excise Taxes:</b>									
Miscellaneous Excise Taxes.....	516	1,353	-837	10,012	2,061	7,952	8,641	1,030	7,611
Airport and Airway Trust Fund.....	1,313	8	1,305	4,554	8	4,546	4,152	7	4,145
Highway Trust Fund.....	4,368		4,368	15,733		15,733	13,935		13,935
Black Lung Disability Trust Fund.....	71		71	245		245	233		233
<b>Total--Excise Taxes.....</b>	<b>6,268</b>	<b>1,362</b>	<b>4,907</b>	<b>30,544</b>	<b>2,069</b>	<b>28,475</b>	<b>26,960</b>	<b>1,037</b>	<b>25,923</b>
<b>Estate and Gift Taxes.....</b>	<b>1,299</b>	<b>21</b>	<b>1,278</b>	<b>5,367</b>	<b>151</b>	<b>5,216</b>	<b>1,426</b>	<b>1,373</b>	<b>54</b>
<b>Customs Duties.....</b>	<b>2,435</b>	<b>97</b>	<b>2,339</b>	<b>13,327</b>	<b>1,033</b>	<b>12,294</b>	<b>12,343</b>	<b>438</b>	<b>11,905</b>
<b>Miscellaneous Receipts:</b>									
Deposits of Earnings by Federal Reserve Banks.....	6,715		6,715	29,074		29,074	33,272		33,272
Universal Service Fund.....	908		908	3,979		3,979	3,564		3,564
All Other.....	637	1	636	4,261	10	4,251	5,187	17	5,170
<b>Total -- Miscellaneous Receipts.....</b>	<b>8,261</b>	<b>1</b>	<b>8,260</b>	<b>37,314</b>	<b>10</b>	<b>37,304</b>	<b>42,023</b>	<b>17</b>	<b>42,006</b>
<b>Total -- Receipts.....</b>	<b>189,656</b>	<b>86,243</b>	<b>103,413</b>	<b>1,022,587</b>	<b>129,418</b>	<b>893,169</b>	<b>991,510</b>	<b>122,508</b>	<b>869,003</b>
<b>Total -- On-Budget.....</b>	<b>144,197</b>	<b>86,243</b>	<b>57,954</b>	<b>802,269</b>	<b>129,418</b>	<b>672,851</b>	<b>757,534</b>	<b>122,508</b>	<b>635,026</b>
<b>Total -- Off-Budget.....</b>	<b>45,459</b>		<b>45,459</b>	<b>220,318</b>		<b>220,318</b>	<b>233,977</b>		<b>233,977</b>

... No Transactions

(\*\*) Less than \$500,000

Note: Details may not add to totals due to rounding.

**Table 5. Outlays of the U.S. Government, February 2012 and Other Periods**

Classification	[\$ millions]								
	This Month			Current Fiscal Year to Date			Prior Fiscal Year to Date		
	Gross Outlays	Applicable Receipts	Outlays	Gross Outlays	Applicable Receipts	Outlays	Gross Outlays	Applicable Receipts	Outlays
<b>Legislative Branch:</b>									
Senate.....	76	(**)	76	379	2	377	381	1	379
House of Representatives.....	120	(**)	120	605	1	604	586	1	585
Joint Items.....	2	.....	2	7	.....	7	7	.....	7
Capitol Police.....	25	.....	25	138	.....	138	177	.....	177
Congressional Budget Office.....	4	.....	4	19	.....	19	19	.....	19
Architect of the Capitol.....	46	(**)	46	230	1	228	209	1	208
Library of Congress.....	55	(**)	55	284	2	281	278	3	275
Government Printing Office.....	-7	.....	-7	25	.....	25	55	.....	55
Government Accountability Office.....	40	.....	40	219	.....	219	238	.....	238
United States Tax Court.....	4	.....	4	20	.....	20	21	.....	21
Other Legislative Branch Agencies.....	4	.....	4	23	.....	23	35	.....	35
Proprietary Receipts from the Public.....	.....	1	-1	.....	8	-8	.....	10	-10
Intrabudgetary Transaction.....	(**)	.....	(**)	-10	.....	-10	-5	.....	-5
<b>Total--Legislative Branch.....</b>	<b>370</b>	<b>2</b>	<b>368</b>	<b>1,939</b>	<b>15</b>	<b>1,925</b>	<b>2,001</b>	<b>16</b>	<b>1,985</b>
<b>Judicial Branch:</b>									
Supreme Court of the United States.....	6	.....	6	35	.....	35	38	.....	38
Courts of Appeals, District Courts, and Other									
Judicial Services.....	855	.....	855	3,116	.....	3,116	2,816	.....	2,816
Other.....	23	.....	23	182	.....	182	81	.....	81
Proprietary Receipts from the Public.....	.....	18	-18	.....	62	-62	.....	50	-50
Intrabudgetary Transactions.....	-306	.....	-306	-434	.....	-434	-25	.....	-25
<b>Total--Judicial Branch.....</b>	<b>579</b>	<b>18</b>	<b>561</b>	<b>2,898</b>	<b>62</b>	<b>2,837</b>	<b>2,909</b>	<b>50</b>	<b>2,859</b>
<b>Department of Agriculture:</b>									
Agricultural Research Service.....	82	.....	82	492	.....	492	527	.....	527
<b>National Institute of Food and Agriculture:</b>									
Research and Education Activities.....	47	.....	47	281	.....	281	243	.....	243
Extension Activities.....	31	.....	31	188	.....	188	169	.....	169
Other.....	9	.....	9	38	.....	38	35	.....	35
Animal and Plant Health Inspection Service.....	106	.....	106	451	.....	451	481	.....	481
Food Safety and Inspection Service.....	67	.....	67	399	.....	399	423	.....	423
Agricultural Marketing Service.....	76	.....	76	437	.....	437	707	.....	707
<b>Risk Management Agency:</b>									
Administrative and Operating Expenses.....	4	.....	4	33	.....	33	31	.....	31
Federal Crop Insurance Corporation Fund.....	690	3	687	6,252	2,930	3,321	3,045	1,950	1,095
<b>Farm Service Agency:</b>									
Salaries and Expenses.....	129	.....	129	539	.....	539	668	.....	668
USDA Supplemental Assistance.....	(**)	.....	(**)	(**)	.....	(**)	20	.....	20
Agricultural Disaster Relief Fund.....	120	.....	120	352	.....	352	592	.....	592
Commodity Credit Corporation.....	547	1,031	-484	14,211	5,390	8,821	16,610	5,868	10,742
Tobacco Trust Fund.....	1	.....	1	242	.....	242	239	.....	239
Agricultural Credit Insurance Fund.....	13	16	-3	124	111	12	58	132	-75
Other.....	4	.....	4	18	.....	18	19	.....	19
<b>Total--Farm Service Agency.....</b>	<b>813</b>	<b>1,047</b>	<b>-234</b>	<b>15,486</b>	<b>5,501</b>	<b>9,985</b>	<b>18,206</b>	<b>6,001</b>	<b>12,205</b>
<b>Natural Resources Conservation Service:</b>									
Conservation Operations.....	29	.....	29	391	.....	391	347	.....	347
Farm Security and Rural Investment Programs.....	238	.....	238	1,485	.....	1,485	1,314	.....	1,314
Other.....	13	.....	13	85	.....	85	159	.....	159
Rural Development.....	50	.....	50	-136	.....	-136	287	.....	287
<b>Rural Housing Service:</b>									
Rural Housing Insurance Fund.....	7	54	-47	473	267	206	49	292	-244
Rental Assistance Program.....	95	.....	95	460	.....	460	440	.....	440
Other.....	18	.....	18	94	.....	94	109	.....	109
<b>Rural Utilities Service:</b>									
Rural Electrification and Telecommunications Fund.....	(**)	158	-158	90	845	-755	106	1,219	-1,113
Other.....	115	18	97	668	113	555	400	98	302
Foreign Agricultural Service.....	387	.....	387	973	.....	973	732	.....	732
<b>Food and Nutrition Service:</b>									
Supplemental Nutrition Assistance Program.....	6,413	.....	6,413	33,551	.....	33,551	31,401	.....	31,401
Child Nutrition Programs.....	1,691	.....	1,691	9,107	.....	9,107	7,752	.....	7,752
Special Supplemental Nutrition Program for Women, Infants, and Children (WIC).....	597	.....	597	2,949	.....	2,949	2,782	.....	2,782
Other.....	23	.....	23	244	.....	244	246	.....	246
<b>Total--Food and Nutrition Service.....</b>	<b>8,724</b>	<b>.....</b>	<b>8,724</b>	<b>45,851</b>	<b>.....</b>	<b>45,851</b>	<b>42,181</b>	<b>.....</b>	<b>42,181</b>
<b>Forest Service:</b>									
National Forest System.....	121	.....	121	614	.....	614	635	.....	635
Capital Improvement and Maintenance.....	38	.....	38	266	.....	266	410	.....	410
Wildland Fire Management.....	116	.....	116	752	.....	752	756	.....	756
Forest Service Permanent Appropriations.....	11	.....	11	376	.....	376	458	.....	458
Other.....	57	.....	57	333	.....	333	347	.....	347
<b>Total--Forest Service.....</b>	<b>343</b>	<b>.....</b>	<b>343</b>	<b>2,341</b>	<b>.....</b>	<b>2,341</b>	<b>2,607</b>	<b>.....</b>	<b>2,607</b>
Other.....	62	5	57	350	19	331	562	23	538
Proprietary Receipts from the Public.....	.....	71	-71	.....	355	-355	.....	316	-316
Intrabudgetary Transactions.....	35	.....	35	107	.....	107	-5	.....	-5
<b>Total--Department of Agriculture.....</b>	<b>12,041</b>	<b>1,357</b>	<b>10,685</b>	<b>77,288</b>	<b>10,030</b>	<b>67,258</b>	<b>73,153</b>	<b>9,899</b>	<b>63,254</b>

**Table 5. Outlays of the U.S. Government, February 2012 and Other Periods—Continued**

Classification	[\$ millions]								
	This Month			Current Fiscal Year to Date			Prior Fiscal Year to Date		
	Gross Outlays	Applicable Receipts	Outlays	Gross Outlays	Applicable Receipts	Outlays	Gross Outlays	Applicable Receipts	Outlays
<b>Department of Commerce:</b>									
Economic Development Administration .....	35	(**)	34	174	(**)	173	198	5	192
Bureau of the Census .....	97	.....	97	519	.....	519	782	.....	782
International Trade Administration .....	76	.....	76	209	.....	209	176	.....	176
National Oceanic and Atmospheric Administration .....	431	32	399	2,231	80	2,152	2,080	12	2,069
National Institute of Standards and Technology .....	76	.....	76	472	.....	472	431	.....	431
National Telecommunication and Information Administration .....	324	.....	324	841	.....	841	530	.....	530
Other .....	-12	5	-17	229	23	206	188	19	169
Proprietary Receipts from the Public .....	.....	-1	1	.....	-7	7	.....	-9	9
Intrabudgetary Transactions .....	-2	.....	-2	-8	.....	-8	67	.....	67
<b>Total--Department of Commerce .....</b>	<b>1,025</b>	<b>36</b>	<b>989</b>	<b>4,668</b>	<b>97</b>	<b>4,571</b>	<b>4,452</b>	<b>27</b>	<b>4,425</b>
<b>Department of Defense--Military Programs:</b>									
<b>Military Personnel:</b>									
Department of the Army .....	5,241	.....	5,241	28,645	.....	28,645	31,333	.....	31,333
Department of the Navy .....	3,635	.....	3,635	20,295	.....	20,295	21,119	.....	21,119
Department of the Air Force .....	2,799	.....	2,799	15,216	.....	15,216	16,170	.....	16,170
Defense Agencies .....	.....	.....	.....	5,376	.....	5,376	4,950	.....	4,950
<b>Total--Military Personnel .....</b>	<b>11,675</b>	<b>.....</b>	<b>11,675</b>	<b>69,531</b>	<b>.....</b>	<b>69,531</b>	<b>73,572</b>	<b>.....</b>	<b>73,572</b>
<b>Operation and Maintenance:</b>									
Department of the Army .....	7,859	.....	7,859	39,076	.....	39,076	41,651	.....	41,651
Department of the Navy .....	4,818	.....	4,818	23,292	.....	23,292	21,810	.....	21,810
Department of the Air Force .....	4,616	.....	4,616	23,588	.....	23,588	22,985	.....	22,985
Defense Agencies .....	6,117	.....	6,117	27,083	.....	27,083	26,475	.....	26,475
<b>Total--Operation and Maintenance .....</b>	<b>23,410</b>	<b>.....</b>	<b>23,410</b>	<b>113,039</b>	<b>.....</b>	<b>113,039</b>	<b>112,922</b>	<b>.....</b>	<b>112,922</b>
<b>International Reconstruction and Other Assistance:</b>									
Department of the Army .....	(**)	.....	(**)	(**)	.....	(**)	1	.....	1
<b>Procurement:</b>									
Department of the Army .....	2,590	.....	2,590	14,935	.....	14,935	16,385	.....	16,385
Department of the Navy .....	3,571	.....	3,571	17,418	.....	17,418	17,275	.....	17,275
Department of the Air Force .....	4,361	.....	4,361	17,723	.....	17,723	17,694	.....	17,694
Defense Agencies .....	660	.....	660	3,458	.....	3,458	3,110	.....	3,110
<b>Total--Procurement .....</b>	<b>11,182</b>	<b>.....</b>	<b>11,182</b>	<b>53,533</b>	<b>.....</b>	<b>53,533</b>	<b>54,464</b>	<b>.....</b>	<b>54,464</b>
<b>Research, Development, Test, and Evaluation:</b>									
Department of the Army .....	579	.....	579	3,548	.....	3,548	4,349	.....	4,349
Department of the Navy .....	1,456	.....	1,456	6,679	.....	6,679	7,199	.....	7,199
Department of the Air Force .....	1,559	.....	1,559	9,033	.....	9,033	10,719	.....	10,719
Defense Agencies .....	1,574	.....	1,574	7,500	.....	7,500	7,648	.....	7,648
<b>Total--Research, Development, Test, and Evaluation .....</b>	<b>5,167</b>	<b>.....</b>	<b>5,167</b>	<b>26,760</b>	<b>.....</b>	<b>26,760</b>	<b>29,915</b>	<b>.....</b>	<b>29,915</b>
<b>Military Construction:</b>									
Department of the Army .....	314	.....	314	2,087	.....	2,087	2,311	.....	2,311
Department of the Navy .....	216	.....	216	1,115	.....	1,115	1,068	.....	1,068
Department of the Air Force .....	113	.....	113	672	.....	672	714	.....	714
Defense Agencies .....	502	.....	502	2,698	.....	2,698	4,369	.....	4,369
<b>Total--Military Construction .....</b>	<b>1,145</b>	<b>.....</b>	<b>1,145</b>	<b>6,572</b>	<b>.....</b>	<b>6,572</b>	<b>8,462</b>	<b>.....</b>	<b>8,462</b>
<b>Family Housing:</b>									
Department of the Army .....	54	.....	54	234	.....	234	247	.....	247
Department of the Navy .....	42	.....	42	168	.....	168	201	.....	201
Department of the Air Force .....	69	.....	69	369	.....	369	431	.....	431
Defense Agencies .....	69	12	57	224	58	166	548	123	426
<b>Revolving and Management Funds:</b>									
Department of the Navy .....	242	.....	242	797	.....	797	597	.....	597
<b>Defense Agencies:</b>									
Working Capital Fund .....	-755	.....	-755	642	.....	642	49	.....	49
Other .....	22	.....	22	144	.....	144	235	.....	235
Allowances .....	(**)	.....	(**)	1	.....	1	-8	.....	-8
<b>Trust Funds:</b>									
Department of the Army .....	(**)	.....	(**)	2	.....	2	1	.....	1
Department of the Navy .....	3	.....	3	12	.....	12	6	.....	6
Department of the Air Force .....	(**)	.....	(**)	(**)	.....	(**)	5	(**)	4
Defense Agencies .....	7	.....	7	87	.....	87	70	.....	70
<b>Proprietary Receipts from the Public:</b>									
Department of the Army .....	.....	82	-82	.....	-297	297	.....	35	-35
Department of the Navy .....	.....	254	-254	.....	407	-407	.....	32	-32
Department of the Air Force .....	.....	-314	314	.....	-46	46	.....	-22	22
Defense Agencies .....	.....	21	-21	.....	332	-332	.....	235	-235
<b>Intrabudgetary Transactions:</b>									
Department of the Army .....	-18	.....	-18	280	.....	280	24	.....	24
Department of the Navy .....	-131	.....	-131	-131	.....	-131	9	.....	9
Department of the Air Force .....	-5	.....	-5	-16	.....	-16	54	.....	54
Defense Agencies .....	-30	.....	-30	-11	.....	-11	10	.....	10
<b>Offsetting Governmental Receipts:</b>									
Department of the Army .....	.....	.....	.....	.....	.....	.....	.....	(**)	(**)
Defense Agencies .....	.....	(**)	(**)	.....	(**)	(**)	.....	(**)	(**)
<b>Total--Department of Defense--Military Programs .....</b>	<b>52,149</b>	<b>55</b>	<b>52,093</b>	<b>272,238</b>	<b>454</b>	<b>271,784</b>	<b>281,815</b>	<b>403</b>	<b>281,411</b>



**Table 5. Outlays of the U.S. Government, February 2012 and Other Periods—Continued**

Classification	[\$ millions]								
	This Month			Current Fiscal Year to Date			Prior Fiscal Year to Date		
	Gross Outlays	Applicable Receipts	Outlays	Gross Outlays	Applicable Receipts	Outlays	Gross Outlays	Applicable Receipts	Outlays
<b>Department of Education:</b>									
Office of Elementary and Secondary Education:									
Accelerating Achievement and Ensuring Equity.....	1,285	.....	1,285	6,485	.....	6,485	7,306	.....	7,306
Impact Aid.....	394	.....	394	978	.....	978	660	.....	660
Education Improvement Programs.....	441	.....	441	2,089	.....	2,089	2,140	.....	2,140
State Fiscal Stabilization Fund, Recovery Act.....	63	.....	63	998	.....	998	5,612	.....	5,612
Other.....	326	.....	326	1,517	.....	1,517	1,574	.....	1,574
<b>Total—Office of Elementary and Secondary Education.....</b>	<b>2,509</b>	<b>.....</b>	<b>2,509</b>	<b>12,066</b>	<b>.....</b>	<b>12,066</b>	<b>17,291</b>	<b>.....</b>	<b>17,291</b>
Office of Innovation and Improvement.....	13	.....	13	340	.....	340	397	.....	397
Office of Safe and Drug-Free Schools.....	29	.....	29	157	.....	157	211	.....	211
Office of English Language Acquisition.....	41	.....	41	248	.....	248	348	.....	348
Office of Special Education and Rehabilitative Services:									
Special Education.....	1,520	.....	1,520	6,404	.....	6,404	6,488	.....	6,488
Rehabilitation Services and Disability Research.....	300	.....	300	1,442	.....	1,442	1,500	.....	1,500
Special Institutions for Persons with Disabilities.....	53	.....	53	92	.....	92	83	.....	83
Office of Vocational and Adult Education.....	173	.....	173	746	.....	746	750	.....	750
Office of Postsecondary Education:									
Higher Education.....	174	.....	174	951	.....	951	1,002	.....	1,002
Other.....	(**)	(**)	(**)	39	7	32	93	7	86
<b>Total—Office of Postsecondary Education.....</b>	<b>174</b>	<b>(**)</b>	<b>174</b>	<b>990</b>	<b>7</b>	<b>983</b>	<b>1,095</b>	<b>7</b>	<b>1,088</b>
Office of Federal Student Aid:									
Student Financial Assistance.....	5,135	.....	5,135	17,917	.....	17,917	18,116	.....	18,116
Academic Competitiveness-Smart Grant Program.....	(**)	.....	(**)	8	.....	8	551	.....	551
Student Aid Administration.....	78	.....	78	438	.....	438	435	.....	435
Federal Direct Student Loans.....	(**)	.....	(**)	(**)	.....	(**)	5	.....	5
Federal Family Education Loans.....	-40	.....	-40	-131	.....	-131	-116	.....	-116
Other.....	.....	.....	.....	9	.....	9	8	.....	8
<b>Total—Office of Federal Student Aid.....</b>	<b>5,173</b>	<b>.....</b>	<b>5,173</b>	<b>18,240</b>	<b>.....</b>	<b>18,240</b>	<b>18,999</b>	<b>.....</b>	<b>18,999</b>
Institute of Education Sciences.....	65	.....	65	276	.....	276	252	.....	252
Departmental Management.....	50	.....	50	259	.....	259	265	.....	265
Hurricane Education Recovery.....	(**)	.....	(**)	6	.....	6	12	.....	12
Proprietary Receipts from the Public.....	.....	-369	369	.....	13,254	-13,254	.....	5,092	-5,092
Intrabudgetary Transactions.....	-358	.....	-358	-388	.....	-388	49	.....	49
<b>Total—Department of Education.....</b>	<b>9,739</b>	<b>-369</b>	<b>10,108</b>	<b>40,877</b>	<b>13,261</b>	<b>27,616</b>	<b>47,741</b>	<b>5,098</b>	<b>42,643</b>
<b>Department of Energy:</b>									
National Nuclear Security Administration:									
Naval Reactors.....	74	.....	74	354	.....	354	343	.....	343
Weapons Activities.....	642	.....	642	3,149	.....	3,149	2,686	.....	2,686
Defense Nuclear Nonproliferation.....	259	.....	259	1,010	.....	1,010	828	.....	828
Other.....	30	.....	30	185	.....	185	183	.....	183
Environmental and Other Defense Activities:									
Defense Environmental Cleanup.....	424	.....	424	2,519	.....	2,519	3,057	.....	3,057
Other Defense Activities.....	75	.....	75	302	.....	302	369	.....	369
Defense Nuclear Waste Disposal.....	2	.....	2	6	.....	6	14	.....	14
Other.....	(**)	.....	(**)	(**)	.....	(**)	(**)	.....	(**)
Energy Programs:									
Science.....	407	.....	407	2,269	.....	2,269	2,279	.....	2,279
Energy Supply.....	207	.....	207	1,071	.....	1,071	850	.....	850
Energy Efficiency and Renewable Energy.....	564	.....	564	3,024	.....	3,024	2,874	.....	2,874
Fossil Energy Research and Development.....	70	.....	70	479	.....	479	360	.....	360
Uranium Enrichment Decontamination and Decommissioning Fund.....	36	.....	36	211	.....	211	308	.....	308
Advanced Technology Vehicles Manufacturing Loan Program.....	76	.....	76	318	.....	318	345	.....	345
Title 17 Innovative Technology Loan Guarantee Program.....	23	.....	23	198	.....	198	111	.....	111
Other.....	80	16	64	428	27	400	469	17	452
<b>Total—Energy Programs.....</b>	<b>1,463</b>	<b>16</b>	<b>1,446</b>	<b>7,998</b>	<b>27</b>	<b>7,971</b>	<b>7,597</b>	<b>17</b>	<b>7,579</b>
Power Marketing Administration.....	231	309	-78	1,451	1,420	31	1,496	1,381	115
Departmental Administration.....	19	.....	19	143	.....	143	160	.....	160
Proprietary Receipts from the Public.....	.....	78	-78	.....	760	-760	.....	744	-744
Intrabudgetary Transactions.....	-139	.....	-139	-589	.....	-589	-590	.....	-590
<b>Total—Department of Energy.....</b>	<b>3,080</b>	<b>403</b>	<b>2,677</b>	<b>16,528</b>	<b>2,207</b>	<b>14,321</b>	<b>16,141</b>	<b>2,143</b>	<b>13,998</b>

**Table 5. Outlays of the U.S. Government, February 2012 and Other Periods—Continued**

Classification	[\$ millions]								
	This Month			Current Fiscal Year to Date			Prior Fiscal Year to Date		
	Gross Outlays	Applicable Receipts	Outlays	Gross Outlays	Applicable Receipts	Outlays	Gross Outlays	Applicable Receipts	Outlays
<b>Department of Health and Human Services:</b>									
Food and Drug Administration .....	245	1	244	761	3	758	773	3	769
Health Resources and Services Administration .....	698	1	698	3,596	3	3,593	3,417	4	3,412
Indian Health Services .....	1,223	.....	1,223	2,406	.....	2,406	1,611	.....	1,611
Centers for Disease Control and Prevention .....	567	.....	567	2,878	.....	2,878	2,735	.....	2,735
National Institutes of Health .....	2,610	.....	2,610	13,114	.....	13,114	13,773	.....	13,773
Substance Abuse and Mental Health Services Administration .....	310	.....	310	1,165	.....	1,165	1,168	.....	1,168
Agency for Healthcare Research and Quality .....	34	.....	34	168	.....	168	5	.....	5
<b>Centers for Medicare and Medicaid Services:</b>									
Grants to States for Medicaid .....	19,908	.....	19,908	99,082	.....	99,082	119,075	.....	119,075
Payments to Health Care Trust Funds .....	17,787	.....	17,787	89,442	.....	89,442	93,547	.....	93,547
Children's Health Insurance Fund .....	801	.....	801	3,739	.....	3,739	3,523	.....	3,523
State Grants and Demonstrations .....	40	.....	40	220	.....	220	244	.....	244
<b>Federal Hospital Insurance Trust Fund:</b>									
Benefit Payments .....	21,515	.....	21,515	96,503	.....	96,503	97,754	.....	97,754
Administrative Expenses .....	411	.....	411	1,951	.....	1,951	1,089	.....	1,089
Total--FHI Trust Fund .....	21,926	.....	21,926	98,454	.....	98,454	98,843	.....	98,843
Health Care Fraud and Abuse Control .....	258	.....	258	635	.....	635	597	.....	597
<b>Federal Supplementary Medical Insurance Trust Fund:</b>									
Benefit Payments .....	17,920	.....	17,920	86,622	.....	86,622	89,238	.....	89,238
Administrative Expenses .....	455	.....	455	1,749	.....	1,749	1,066	.....	1,066
<b>Medicare Prescription Drugs:</b>									
Benefit Payments .....	5,119	.....	5,119	20,340	.....	20,340	24,441	.....	24,441
Administrative Expenses .....	2	.....	2	10	.....	10	95	.....	95
Total--FSMI Trust Fund .....	23,496	.....	23,496	108,721	.....	108,721	114,840	.....	114,840
Other .....	208	.....	208	2,675	.....	2,675	1,556	.....	1,556
Total--Centers for Medicare and Medicaid Services .....	84,423	.....	84,423	402,968	.....	402,968	432,225	.....	432,225
<b>Administration for Children and Families:</b>									
Temporary Assistance for Needy Families .....	1,215	.....	1,215	6,744	.....	6,744	7,219	.....	7,219
Contingency Fund .....	111	.....	111	391	.....	391	1,280	.....	1,280
<b>Payments to States for Child Support Enforcement and Family Support Programs .....</b>									
Low Income Home Energy Assistance .....	260	.....	260	1,362	.....	1,362	1,356	.....	1,356
Refugee and Entrant Assistance .....	432	.....	432	1,967	.....	1,967	2,176	.....	2,176
Child Care Entitlement to States .....	71	.....	71	265	.....	265	229	.....	229
Child Care Entitlement to States .....	207	.....	207	1,045	.....	1,045	1,333	.....	1,333
<b>Payments to States for the Child Care and Development Block Grant .....</b>									
Social Services Block Grant .....	198	.....	198	948	.....	948	1,251	.....	1,251
Children and Families Services Programs .....	137	.....	137	698	.....	698	673	.....	673
Payments to States for Foster Care and Adoption Assistance .....	797	.....	797	4,106	.....	4,106	4,509	.....	4,509
Other .....	549	.....	549	2,845	.....	2,845	2,857	.....	2,857
Total--Administration for Children and Families .....	45	.....	45	206	.....	206	171	.....	171
Administration on Aging .....	4,021	.....	4,021	20,577	.....	20,577	23,054	.....	23,054
Departmental Management .....	139	.....	139	584	.....	584	636	.....	636
Other .....	184	.....	184	1,264	.....	1,264	960	.....	960
Proprietary Receipts from the Public .....	39	.....	39	189	.....	189	309	.....	309
Intrabudgetary Transactions:	.....	6,140	-6,140	.....	31,044	-31,044	.....	28,914	-28,914
<b>Payments for Health Insurance for the Aged:</b>									
Federal Supplementary Medical Insurance Trust Fund .....	-17,700	.....	-17,700	-86,706	.....	-86,706	-90,539	.....	-90,539
<b>Payments for Tax and Other Credits:</b>									
Federal Hospital Insurance Trust Fund .....	-87	.....	-87	-2,737	.....	-2,737	-3,000	.....	-3,000
Other .....	35	.....	35	202	.....	202	-140	.....	-140
<b>Total--Department of Health and Human Services .....</b>	<b>76,741</b>	<b>6,141</b>	<b>70,599</b>	<b>360,429</b>	<b>31,050</b>	<b>329,379</b>	<b>386,986</b>	<b>28,922</b>	<b>358,065</b>
<b>Department of Homeland Security:</b>									
Departmental Management and Operations .....	66	.....	66	455	.....	455	485	.....	485
Citizenship and Immigration Services .....	211	.....	211	1,068	.....	1,068	1,037	.....	1,037
United States Secret Service .....	135	.....	135	758	.....	758	712	.....	712
Transportation Security Administration .....	374	.....	374	2,412	.....	2,412	2,341	.....	2,341
Immigration and Customs Enforcement .....	450	.....	450	2,419	.....	2,419	2,249	.....	2,249
Customs and Border Protection .....	938	.....	938	5,051	.....	5,051	4,747	.....	4,747
United States Coast Guard .....	837	1	836	4,199	5	4,194	4,358	5	4,353
National Protection and Programs Directorate .....	133	.....	133	637	.....	637	641	.....	641
<b>Federal Emergency Management Agency:</b>									
State and Local Programs .....	74	.....	74	1,047	.....	1,047	769	.....	769
Firefighter Assistance Grants .....	64	.....	64	315	.....	315	268	.....	268
Disaster Relief .....	504	.....	504	3,032	.....	3,032	2,255	.....	2,255
National Flood Insurance Fund .....	136	146	-10	1,641	551	1,090	236	745	-508
Other .....	93	.....	93	605	.....	605	552	.....	552
Total--Federal Emergency Management Agency .....	871	146	725	6,641	551	6,090	4,080	745	3,335
Science and Technology .....	69	.....	69	351	.....	351	376	.....	376
Domestic Nuclear Detection Office .....	29	.....	29	155	.....	155	168	.....	168
Other .....	44	.....	44	197	.....	197	196	.....	196
Proprietary Receipts from the Public .....	.....	-13	13	.....	36	-36	.....	140	-140
Intrabudgetary Transactions .....	-59	.....	-59	20	.....	20	68	.....	68
Offsetting Governmental Receipts .....	.....	727	-727	.....	2,804	-2,804	.....	2,458	-2,458
<b>Total--Department of Homeland Security .....</b>	<b>4,097</b>	<b>861</b>	<b>3,236</b>	<b>24,362</b>	<b>3,395</b>	<b>20,967</b>	<b>21,457</b>	<b>3,347</b>	<b>18,110</b>

**Table 5. Outlays of the U.S. Government, February 2012 and Other Periods—Continued**

Classification	[\$ millions]								
	This Month			Current Fiscal Year to Date			Prior Fiscal Year to Date		
	Gross Outlays	Applicable Receipts	Outlays	Gross Outlays	Applicable Receipts	Outlays	Gross Outlays	Applicable Receipts	Outlays
<b>Department of Housing and Urban Development:</b>									
Public and Indian Housing Programs:									
Tenant Based Rental Assistance.....	1,476	.....	1,476	7,390	.....	7,390	7,680	.....	7,680
Housing Certificate Fund .....	71	.....	71	419	.....	419	563	.....	563
Project-Based Rental Assistance.....	761	.....	761	3,758	.....	3,758	3,473	.....	3,473
Public Housing Capital Fund.....	210	.....	210	1,172	.....	1,172	1,907	.....	1,907
Public Housing Operating Fund.....	335	.....	335	1,923	.....	1,923	2,014	.....	2,014
Revitalization of Severely Distressed Public Housing (Hope VI).....	9	.....	9	41	.....	41	64	.....	64
Native American Housing Block Grant.....	70	.....	70	260	.....	260	325	.....	325
Other .....	1	.....	1	3	.....	3	1	.....	1
<b>Total--Public and Indian Housing Programs.....</b>	<b>2,933</b>	<b>.....</b>	<b>2,933</b>	<b>14,966</b>	<b>.....</b>	<b>14,966</b>	<b>16,027</b>	<b>.....</b>	<b>16,027</b>
Community Planning and Development:									
Housing Opportunities for Persons with AIDS.....	28	.....	28	120	.....	120	142	.....	142
Community Development Fund.....	632	.....	632	3,100	.....	3,100	2,860	.....	2,860
Home Investment Partnership Program.....	219	.....	219	838	.....	838	1,550	.....	1,550
Neighborhood Stabilization Program .....	63	.....	63	294	.....	294	564	.....	564
Homeless Assistance Grants.....	156	.....	156	823	.....	823	961	.....	961
Other .....	6	.....	6	40	(**)	40	37	(**)	37
<b>Total--Community Planning and Development.....</b>	<b>1,104</b>	<b>.....</b>	<b>1,104</b>	<b>5,215</b>	<b>(**)</b>	<b>5,215</b>	<b>6,115</b>	<b>(**)</b>	<b>6,115</b>
Housing Programs:									
Credit Accounts:									
FHA-Mutual Mortgage Insurance Fund, Program Account.....	10	.....	10	44	.....	44	40	.....	40
FHA-Mutual Mortgage Insurance Capital Reserve Account.....	-418	.....	-418	-1,819	.....	-1,819	-2,886	.....	-2,886
FHA-Mutual Mortgage and Cooperative Housing Insurance Fund, Liquidating Account.....	2	2	(**)	14	9	5	20	5	14
FHA-General and Special Risk Fund, Program Account.....	(**)	.....	(**)	1	.....	1	5	.....	5
FHA-General and Special Risk Fund, Liquidating Account.....	5	15	-10	50	86	-36	40	75	-35
Housing for the Elderly or Handicapped Fund, Liquidating Account .....	(**)	48	-48	1	232	-231	(**)	242	-241
Home Ownership Preservation Equity Fund .....	(**)	.....	(**)	.....	.....	.....	2	.....	2
Housing for the Elderly.....	76	.....	76	358	.....	358	390	.....	390
Housing for Persons with Disabilities.....	53	.....	53	267	.....	267	322	.....	322
Other Assisted Housing Programs.....	4	.....	4	19	.....	19	20	.....	20
Other .....	26	5	21	152	18	135	104	14	90
<b>Total--Housing Programs.....</b>	<b>-242</b>	<b>70</b>	<b>-312</b>	<b>-913</b>	<b>345</b>	<b>-1,258</b>	<b>-1,943</b>	<b>336</b>	<b>-2,279</b>
Government National Mortgage Association:									
Guarantees of Mortgage-Backed Securities .....	7	-3	10	92	17	75	84	52	33
Management and Administration .....	142	.....	142	719	.....	719	734	.....	734
Other .....	18	.....	18	107	.....	107	107	.....	107
Proprietary Receipts from the Public:									
FHA-General and Special Risk Fund .....	.....	27	-27	.....	128	-128	.....	169	-169
Other .....	.....	-1	1	.....	6	-6	.....	8	-8
Intrabudgetary Transactions .....	-1	.....	-1	-5	.....	-5	.....	.....	-5
Offsetting Governmental Receipts.....	.....	(**)	(**)	.....	1	-1	.....	1	-1
<b>Total--Department of Housing and Urban Development.....</b>	<b>3,961</b>	<b>94</b>	<b>3,867</b>	<b>20,181</b>	<b>497</b>	<b>19,684</b>	<b>21,120</b>	<b>566</b>	<b>20,554</b>
<b>Department of the Interior:</b>									
Land and Minerals Management:									
Bureau of Land Management:									
Management of Lands and Resources .....	77	.....	77	373	.....	373	379	.....	379
Other.....	61	9	52	257	65	191	302	47	255
Bureau of Ocean Energy Management, Regulation and Enforcement .....									
Office of Surface Mining Reclamation and Enforcement.....	64	.....	64	474	.....	474	449	.....	449
<b>Total--Land and Minerals Management .....</b>	<b>209</b>	<b>9</b>	<b>200</b>	<b>1,146</b>	<b>65</b>	<b>1,081</b>	<b>1,237</b>	<b>47</b>	<b>1,190</b>
Water and Science:									
Bureau of Reclamation:									
Water and Related Resources.....	80	.....	80	430	.....	430	501	.....	501
Other.....	36	22	13	210	145	64	243	127	116
United States Geological Survey .....	44	.....	44	471	.....	471	520	.....	520
Other .....	19	.....	19	27	.....	27	25	.....	25
<b>Total--Water and Science.....</b>	<b>179</b>	<b>22</b>	<b>156</b>	<b>1,137</b>	<b>145</b>	<b>992</b>	<b>1,288</b>	<b>127</b>	<b>1,161</b>
Fish and Wildlife and Parks:									
United States Fish and Wildlife Service .....	171	.....	171	893	.....	893	1,086	.....	1,086
National Park Service .....	215	.....	215	1,308	.....	1,308	1,505	.....	1,505
<b>Total--Fish and Wildlife and Parks .....</b>	<b>386</b>	<b>.....</b>	<b>386</b>	<b>2,200</b>	<b>.....</b>	<b>2,200</b>	<b>2,591</b>	<b>.....</b>	<b>2,591</b>
Bureau of Indian Affairs and Bureau of Indian Education.....									
Departmental Offices:	467	(**)	467	1,104	(**)	1,103	1,027	(**)	1,027
Mineral Leasing and Associated Payments .....	179	.....	179	903	.....	903	734	.....	734
Other .....	24	.....	24	101	.....	101	49	.....	49
Insular Affairs.....	25	.....	25	223	.....	223	137	.....	137
Office of the Special Trustee for American Indians.....	53	.....	53	253	.....	253	252	.....	252
Department-Wide Programs .....	125	.....	125	857	.....	857	466	.....	466
Other .....	18	.....	18	55	.....	55	57	.....	57
Proprietary Receipts from the Public.....	7	540	-532	15	2,477	-2,462	.....	2,141	-2,141
Intrabudgetary Transactions .....	-106	.....	-106	-127	.....	-127	-52	.....	-52
<b>Total--Department of the Interior .....</b>	<b>1,566</b>	<b>571</b>	<b>995</b>	<b>7,869</b>	<b>2,688</b>	<b>5,181</b>	<b>7,786</b>	<b>2,315</b>	<b>5,471</b>

**Table 5. Outlays of the U.S. Government, February 2012 and Other Periods—Continued**

Classification	[\$ millions]								
	This Month			Current Fiscal Year to Date			Prior Fiscal Year to Date		
	Gross Outlays	Applicable Receipts	Outlays	Gross Outlays	Applicable Receipts	Outlays	Gross Outlays	Applicable Receipts	Outlays
<b>Department of Justice:</b>									
General Administration .....	329	.....	329	931	.....	931	949	.....	949
Legal Activities and United States Marshals:									
General Legal Activities .....	53	.....	53	361	.....	361	373	.....	373
United States Attorneys .....	172	.....	172	879	.....	879	845	.....	845
United States Marshals Service .....	-45	.....	-45	488	.....	488	610	.....	610
Assets Forfeiture Fund .....	118	.....	118	495	.....	495	634	.....	634
Other .....	44	.....	44	221	.....	221	219	.....	219
Federal Bureau of Investigation .....	582	.....	582	3,373	.....	3,373	3,193	.....	3,193
Drug Enforcement Administration .....	145	.....	145	905	.....	905	929	.....	929
Bureau of Alcohol, Tobacco, Firearms, and Explosives .....	94	.....	94	476	.....	476	431	.....	431
Federal Prison System .....	533	30	503	2,938	151	2,788	2,877	143	2,735
Office of Justice Programs:									
State and Local Law Enforcement Assistance .....	99	.....	99	848	.....	848	955	.....	955
Community Oriented Policing Services .....	50	.....	50	247	.....	247	265	.....	265
Crime Victims Fund .....	55	.....	55	251	.....	251	265	.....	265
Other .....	97	.....	97	529	.....	529	530	.....	530
Other .....	123	.....	123	359	.....	359	321	.....	321
Proprietary Receipts from the Public .....	.....	9	-9	.....	159	-159	.....	118	-118
Intrabudgetary Transactions .....	21	.....	21	248	.....	248	-103	.....	-103
Offsetting Governmental Receipts .....	.....	53	-53	.....	200	-200	.....	206	-206
<b>Total--Department of Justice .....</b>	<b>2,471</b>	<b>92</b>	<b>2,379</b>	<b>13,550</b>	<b>510</b>	<b>13,039</b>	<b>13,292</b>	<b>467</b>	<b>12,825</b>
<b>Department of Labor:</b>									
Employment and Training Administration:									
Training and Employment Services .....	311	.....	311	1,507	.....	1,507	1,831	.....	1,831
Office of Job Corps .....	131	.....	131	710	.....	710	646	.....	646
Community Service Employment for Older Americans .....	41	.....	41	201	.....	201	310	.....	310
Federal Unemployment Benefits and Allowances .....	58	.....	58	275	.....	275	311	.....	311
Federal Additional Unemployment Compensation Program-Recovery Act .....	-2	.....	-2	-2	.....	-2	1,660	.....	1,660
State Unemployment Insurance and Employment Service Operations .....	118	.....	118	99	.....	99	536	.....	536
Payments to the Unemployment Trust Fund .....	.....	.....	.....	19,525	.....	19,525	53,294	.....	53,294
Advances to the Unemployment Trust Fund and Other Funds .....	.....	.....	.....	140	.....	140	240	.....	240
Program Administration .....	6	.....	6	40	.....	40	50	.....	50
Unemployment Trust Fund:									
Federal-State Unemployment Insurance:									
State Unemployment Benefits .....	8,562	.....	8,562	41,667	.....	41,667	51,495	.....	51,495
State Administrative Expenses .....	268	.....	268	1,772	.....	1,772	1,918	.....	1,918
Federal Administrative Expenses .....	22	.....	22	142	.....	142	190	.....	190
Other .....	(**)	.....	(**)	28	.....	28	(**)	.....	(**)
<b>Total--Unemployment Trust Fund .....</b>	<b>8,852</b>	<b>.....</b>	<b>8,852</b>	<b>43,609</b>	<b>.....</b>	<b>43,609</b>	<b>53,604</b>	<b>.....</b>	<b>53,604</b>
Other .....	(**)	.....	(**)	2	.....	2	9	.....	9
<b>Total--Employment and Training Administration .....</b>	<b>9,516</b>	<b>.....</b>	<b>9,516</b>	<b>66,106</b>	<b>.....</b>	<b>66,106</b>	<b>112,492</b>	<b>.....</b>	<b>112,492</b>

**Table 5. Outlays of the U.S. Government, February 2012 and Other Periods—Continued**

Classification	[\$ millions]								
	This Month			Current Fiscal Year to Date			Prior Fiscal Year to Date		
	Gross Outlays	Applicable Receipts	Outlays	Gross Outlays	Applicable Receipts	Outlays	Gross Outlays	Applicable Receipts	Outlays
<b>Department of Labor:—Continued</b>									
Pension Benefit Guaranty Corporation .....	491	930	-439	2,434	2,530	-95	2,477	2,978	-500
Employment Standards Administration .....	39	.....	39	211	.....	211	201	.....	201
Office of Workers' Compensation Programs:									
Special Benefits .....	190	.....	190	-652	.....	-652	-146	.....	-146
Energy Employees Occupational									
Illness Compensation Fund .....	89	.....	89	412	.....	412	550	.....	550
Special Benefits for Disabled Coal Miners .....	13	.....	13	71	.....	71	82	.....	82
Black Lung Disability Trust Fund.....	22	.....	22	112	.....	112	113	.....	113
Other .....	25	.....	25	110	.....	110	105	.....	105
Wage and Hour Division .....	(**)	.....	(**)	(**)	.....	(**)	-5	.....	-5
Occupational Safety and Health Administration .....	41	.....	41	214	.....	214	234	.....	234
Mine Safety and Health Administration .....	27	.....	27	147	.....	147	135	.....	135
Bureau of Labor Statistics .....	40	.....	40	207	.....	207	210	.....	210
Departmental Management .....	47	.....	47	271	.....	271	264	.....	264
Other .....	11	.....	11	59	.....	59	65	.....	65
Proprietary Receipts from the Public.....	.....	2	-2	.....	45	-45	.....	12	-12
Intrabudgetary Transactions .....	-91	.....	-91	-20,097	.....	-20,097	-54,392	.....	-54,392
<b>Total--Department of Labor.....</b>	<b>10,460</b>	<b>932</b>	<b>9,528</b>	<b>49,605</b>	<b>2,575</b>	<b>47,030</b>	<b>62,385</b>	<b>2,990</b>	<b>59,395</b>
<b>Department of State:</b>									
Administration of Foreign Affairs:									
Diplomatic and Consular Programs .....	980	.....	980	4,154	.....	4,154	3,350	.....	3,350
Educational and Cultural Exchange Programs.....	43	.....	43	250	.....	250	241	.....	241
Embassy Security, Construction, and Maintenance.....	53	.....	53	831	.....	831	-20	.....	-20
Payment to Foreign Service Retirement and									
Disability Fund .....	.....	.....	.....	36	.....	36	.....	.....	.....
Foreign Service Retirement and Disability Fund .....	73	.....	73	357	.....	357	345	.....	345
Other .....	-610	.....	-610	-695	.....	-695	411	.....	411
<b>Total--Administration of Foreign Affairs.....</b>	<b>539</b>	<b>.....</b>	<b>539</b>	<b>4,932</b>	<b>.....</b>	<b>4,932</b>	<b>4,326</b>	<b>.....</b>	<b>4,326</b>
International Organizations and Conferences .....	118	.....	118	1,368	.....	1,368	1,556	.....	1,556
Global Health and Child Survival .....	399	.....	399	2,842	.....	2,842	2,683	.....	2,683
Migration and Refugee Assistance .....	116	.....	116	678	.....	678	727	.....	727
International Narcotics Control and Law Enforcement .....	134	.....	134	722	.....	722	622	.....	622
Andean Counterdrug Programs .....	15	.....	15	57	.....	57	99	.....	99
Other .....	30	.....	30	180	.....	180	250	.....	250
Proprietary Receipts from the Public.....	.....	2	-2	.....	44	-44	.....	24	-24
Intrabudgetary Transactions .....	56	.....	56	42	.....	42	-81	.....	-81
<b>Total--Department of State.....</b>	<b>1,406</b>	<b>2</b>	<b>1,404</b>	<b>10,820</b>	<b>44</b>	<b>10,776</b>	<b>10,182</b>	<b>24</b>	<b>10,158</b>
<b>Department of Transportation:</b>									
Office of the Secretary .....	116	.....	116	433	.....	433	84	.....	84
Federal Aviation Administration:									
Operations .....	137	.....	137	1,866	.....	1,866	2,060	.....	2,060
Airport and Airway Trust Fund:									
Grants-In-Aid for Airports .....	166	.....	166	1,380	.....	1,380	1,459	.....	1,459
Facilities and Equipment .....	233	.....	233	1,149	.....	1,149	1,021	.....	1,021
Research, Engineering, and Development.....	12	.....	12	69	.....	69	70	.....	70
Trust Fund Share of FAA Operations.....	650	.....	650	2,150	.....	2,150	1,699	.....	1,699
<b>Total--Airport and Airway Trust Fund .....</b>	<b>1,060</b>	<b>.....</b>	<b>1,060</b>	<b>4,749</b>	<b>.....</b>	<b>4,749</b>	<b>4,249</b>	<b>.....</b>	<b>4,249</b>
Other .....	-67	10	-78	-61	70	-131	232	140	92
<b>Total--Federal Aviation Administration .....</b>	<b>1,130</b>	<b>10</b>	<b>1,120</b>	<b>6,553</b>	<b>70</b>	<b>6,484</b>	<b>6,541</b>	<b>140</b>	<b>6,401</b>
Federal Highway Administration:									
Highway Trust Fund:									
Federal-Aid Highways.....	2,295	.....	2,295	15,066	.....	15,066	13,501	.....	13,501
Other .....	1	5	-4	2	5	-3	9	.....	9
Highway Infrastructure Investment, Recovery Act.....	196	.....	196	1,647	.....	1,647	4,240	.....	4,240
Other Programs .....	124	.....	124	325	(**)	325	272	(**)	272
<b>Total--Federal Highway Administration .....</b>	<b>2,616</b>	<b>5</b>	<b>2,611</b>	<b>17,040</b>	<b>5</b>	<b>17,035</b>	<b>18,022</b>	<b>(**)</b>	<b>18,021</b>
Federal Motor Carrier Safety Administration .....	47	.....	47	221	.....	221	196	.....	196
National Highway Traffic Safety Administration .....	29	.....	29	331	.....	331	380	.....	380
Federal Railroad Administration:									
Operating Subsidy Grants to the National Railroad									
Passenger Corporation .....	.....	.....	.....	287	.....	287	239	.....	239
Capital and Debt Service Grants to the									
National Railroad Passenger Corporation.....	129	.....	129	460	.....	460	422	.....	422
Capital Assistance for High Speed Rail Corridors									
and Intercity Passenger Rail Service .....	26	.....	26	96	.....	96	63	.....	63
Other .....	29	.....	29	134	(**)	134	298	2	296
<b>Total--Federal Railroad Administration.....</b>	<b>185</b>	<b>.....</b>	<b>185</b>	<b>976</b>	<b>(**)</b>	<b>977</b>	<b>1,022</b>	<b>2</b>	<b>1,021</b>

**Table 5. Outlays of the U.S. Government, February 2012 and Other Periods—Continued**

Classification	[\$ millions]								
	This Month			Current Fiscal Year to Date			Prior Fiscal Year to Date		
	Gross Outlays	Applicable Receipts	Outlays	Gross Outlays	Applicable Receipts	Outlays	Gross Outlays	Applicable Receipts	Outlays
<b>Department of Transportation:—Continued</b>									
Federal Transit Administration:									
Formula Grants.....	10	.....	10	77	.....	77	89	.....	89
Capital Investment Grants.....	281	.....	281	1,008	.....	1,008	702	.....	702
Transit Formula Grants.....	497	.....	497	3,223	.....	3,223	2,647	.....	2,647
Transit Capital Assistance, Recovery Act.....	102	.....	102	534	.....	534	1,063	.....	1,063
Other.....	30	.....	30	156	.....	156	241	.....	241
Total--Federal Transit Administration.....	920	.....	920	4,998	.....	4,998	4,743	.....	4,743
Maritime Administration.....	-153	8	-161	-58	16	-74	171	20	151
Other.....	33	2	31	159	9	150	169	11	158
Proprietary Receipts from the Public.....	.....	2	-2	.....	11	-11	.....	29	-29
Intrabudgetary Transactions:									
Other.....	(**)	.....	(**)	-1	.....	-1	(**)	.....	(**)
Offsetting Governmental Receipts.....	.....	.....	.....	.....	(**)	(**)	.....	(**)	(**)
Total--Department of Transportation.....	4,924	28	4,896	30,652	110	30,542	31,328	202	31,125
<b>Department of the Treasury:</b>									
Departmental Offices:									
Exchange Stabilization Fund.....	.....	11	-11	(**)	107	-107	.....	136	-136
Grants for Specified Energy Property in Lieu of Tax Credit.....	288	.....	288	1,584	.....	1,584	1,168	.....	1,168
Housing and Economic Recovery Programs.....	4	.....	4	13,787	.....	13,787	2,609	.....	2,609
Troubled Asset Relief Programs.....	152	.....	152	949	.....	949	20,855	.....	20,855
Other.....	105	.....	105	1,542	.....	1,542	2,818	.....	2,818
Financial Management Service:									
Payment to the Resolution Funding Corporation.....	.....	.....	.....	1,314	.....	1,314	1,022	.....	1,022
Financial Agent Services.....	24	.....	24	233	.....	233	236	.....	236
Interest Paid to Credit Financing Accounts.....	.....	.....	.....	1	.....	1	(**)	.....	(**)
Claims, Judgments, and Relief Acts.....	83	.....	83	1,189	.....	1,189	521	.....	521
Other.....	24	(**)	24	1,471	(**)	1,471	322	(**)	322
Total--Financial Management Service.....	131	(**)	131	4,208	(**)	4,208	2,101	(**)	2,101
Federal Financing Bank.....	-12	.....	-12	-122	.....	-122	-73	.....	-73
Alcohol and Tobacco Tax and Trade Bureau:									
Salaries and Expenses.....	7	.....	7	43	.....	43	43	.....	43
Internal Revenue Collections for Puerto Rico.....	37	.....	37	190	.....	190	220	.....	220
Bureau of Engraving and Printing.....	-3	.....	-3	-24	.....	-24	50	.....	50
United States Mint.....	380	192	188	2,161	1,816	345	1,776	1,960	-185
Bureau of the Public Debt.....	14	.....	14	101	.....	101	105	.....	105
Internal Revenue Service:									
Taxpayer Services.....	187	.....	187	941	.....	941	967	.....	967
Enforcement.....	407	.....	407	2,238	.....	2,238	2,321	.....	2,321
Operations Support.....	376	.....	376	1,749	.....	1,749	1,741	.....	1,741
Build America Bond Payments, Recovery Act.....	222	.....	222	1,586	.....	1,586	1,147	.....	1,147
Payment Where Earned Income Credit Exceeds Liability for Tax.....	34,434	.....	34,434	35,813	.....	35,813	37,479	.....	37,479
Payment Where Child Tax Credit Exceeds Liability for Tax.....	13,115	.....	13,115	13,722	.....	13,722	14,022	.....	14,022
Payment Where Tax Credits to Aid First Time Homebuyers Exceeds Liability for Tax.....	-32	.....	-32	10	.....	10	833	.....	833
Payment Where Making Work Pay Credit Exceeds Liability for Tax, Recovery Act.....	4	.....	4	198	.....	198	7,242	.....	7,242
Refunding Internal Revenue Collections, Interest.....	101	.....	101	944	.....	944	1,073	.....	1,073
Other.....	2,639	(**)	2,639	3,645	1	3,643	5,311	1	5,309
Total--Internal Revenue Service.....	51,452	(**)	51,452	60,846	1	60,845	72,135	1	72,133
Comptroller of the Currency.....	77	7	70	487	11	477	319	11	308
Office of Thrift Supervision.....	.....	.....	.....	.....	.....	.....	116	113	4
Interest on the Public Debt:									
Interest on Treasury Debt Securities (Gross):									
Public Issues (Accrual Basis).....	16,783	.....	16,783	95,987	.....	95,987	93,772	.....	93,772
Special Issues (Cash Basis).....	632	.....	632	90,127	.....	90,127	97,350	.....	97,350
Total--Interest on Treasury Debt Securities (Gross).....	17,414	.....	17,414	186,115	.....	186,115	191,121	.....	191,121
Total--Interest on the Public Debt.....	17,414	.....	17,414	186,115	.....	186,115	191,121	.....	191,121
Other.....	8	.....	8	37	.....	37	43	.....	43
Proprietary Receipts from the Public.....	.....	712	-712	.....	5,510	-5,510	.....	21,234	-21,234
Intrabudgetary Transactions.....	-119	.....	-119	-806	.....	-806	-1,201	.....	-1,201
Total--Department of the Treasury.....	69,936	922	69,014	271,100	7,446	263,655	294,204	23,454	270,750

**Table 5. Outlays of the U.S. Government, February 2012 and Other Periods—Continued**

Classification	[\$ millions]								
	This Month			Current Fiscal Year to Date			Prior Fiscal Year to Date		
	Gross Outlays	Applicable Receipts	Outlays	Gross Outlays	Applicable Receipts	Outlays	Gross Outlays	Applicable Receipts	Outlays
<b>Department of Veterans Affairs:</b>									
Joint DOD-VA Medical Facility Demonstration Fund.....	27	.....	27	129	.....	129	.....	.....	.....
Veterans Health Administration:									
Medical Services.....	3,197	.....	3,197	15,780	.....	15,780	16,100	.....	16,100
Medical Support and Compliance.....	379	.....	379	1,944	.....	1,944	2,059	.....	2,059
Medical Facilities.....	405	.....	405	2,103	.....	2,103	2,011	.....	2,011
Other.....	90	32	58	441	163	278	454	160	294
<b>Benefit Programs:</b>									
Public Enterprise Funds:									
Housing Accounts.....	(**)	1	-1	2	5	-3	3	7	-3
Other.....	101	107	-6	498	486	12	463	451	12
Compensation and Pensions.....	4,792	.....	4,792	19,228	.....	19,228	21,362	.....	21,362
Readjustment Benefits.....	837	.....	837	4,240	.....	4,240	4,623	.....	4,623
Veterans Housing Benefit Program Fund.....	.....	.....	.....	88	.....	88	39	.....	39
Insurance Funds:									
National Service Life.....	94	.....	94	432	.....	432	428	.....	428
Veterans Special Life.....	13	2	11	62	66	-4	60	69	-10
Other.....	17	.....	17	25	.....	25	24	.....	24
Total--Benefit Programs.....	5,855	110	5,745	24,576	558	24,018	27,003	527	26,476
<b>Departmental Administration:</b>									
Construction.....	107	.....	107	544	.....	544	616	.....	616
Information Technology Systems.....	271	.....	271	1,394	.....	1,394	1,334	.....	1,334
General Operating Expenses.....	291	(**)	291	1,186	(**)	1,186	1,307	(**)	1,307
Other.....	26	.....	26	419	.....	419	277	.....	277
Proprietary Receipts from the Public:									
National Service Life.....	.....	6	-6	.....	32	-32	.....	40	-40
Other.....	.....	267	-267	.....	1,291	-1,291	.....	1,239	-1,239
Intrabudgetary Transactions.....	1	.....	1	-2	.....	-2	-21	.....	-21
Total--Department of Veterans Affairs.....	10,649	415	10,235	48,514	2,044	46,470	51,139	1,967	49,172
<b>Corps of Engineers:</b>									
Construction.....	188	.....	188	1,116	.....	1,116	1,759	.....	1,759
Operation and Maintenance.....	-101	.....	-101	757	.....	757	1,417	.....	1,417
Flood Control and Coastal Emergencies.....	61	.....	61	509	.....	509	701	.....	701
Harbor Maintenance Trust Fund.....	347	.....	347	347	.....	347	.....	.....	.....
Rivers and Harbors Contributed Funds.....	36	.....	36	204	.....	204	163	.....	163
Other.....	58	.....	58	723	.....	723	805	.....	805
Proprietary Receipts from the Public.....	.....	49	-49	.....	216	-216	.....	236	-236
Intrabudgetary Transactions.....	(**)	(**)	(**)	(**)	.....	(**)	(**)	.....	(**)
Total--Corps of Engineers.....	590	49	541	3,655	216	3,440	4,845	236	4,609
<b>Other Defense Civil Programs:</b>									
Military Retirement:									
Payment to Military Retirement Fund.....	.....	.....	.....	64,751	.....	64,751	61,404	.....	61,404
Military Retirement Fund.....	4,406	.....	4,406	17,773	.....	17,773	21,167	.....	21,167
Retiree Health Care:									
Payment to Department of Defense Medicare-Eligible Retiree Health Care Fund.....	.....	.....	.....	6,716	.....	6,716	9,785	.....	9,785
Department of Defense Medicare-Eligible Retiree Health Care Fund.....	663	.....	663	3,738	.....	3,738	3,472	.....	3,472
Educational Benefits.....	31	.....	31	168	.....	168	195	.....	195
Other.....	30	.....	30	99	.....	99	93	.....	93
Proprietary Receipts from the Public.....	.....	2	-2	.....	7	-7	.....	4	-4
Intrabudgetary Transactions.....	137	.....	137	-73,435	.....	-73,435	-74,082	.....	-74,082
Total--Other Defense Civil Programs.....	5,267	2	5,265	19,809	7	19,802	22,034	4	22,029
<b>Environmental Protection Agency:</b>									
Science and Technology.....	74	.....	74	340	.....	340	349	.....	349
Environmental Programs and Management.....	231	.....	231	1,131	.....	1,131	1,110	.....	1,110
State and Tribal Assistance Grants.....	362	.....	362	2,003	.....	2,003	2,828	.....	2,828
Payment to the Hazardous Substance Superfund.....	.....	.....	.....	1,075	.....	1,075	554	.....	554
Hazardous Substance Superfund.....	96	.....	96	539	.....	539	590	.....	590
Other.....	20	(**)	19	110	21	89	125	22	103
Proprietary Receipts from the Public.....	.....	14	-14	.....	10	-10	.....	22	-22
Intrabudgetary Transactions.....	2	.....	2	-1,055	.....	-1,055	-536	.....	-536
Offsetting Governmental Receipts.....	.....	4	-4	.....	10	-10	.....	14	-14
Total--Environmental Protection Agency.....	785	19	766	4,143	42	4,101	5,020	59	4,962
<b>Executive Office of the President:</b>									
The White House.....	5	.....	5	24	.....	24	24	.....	24
Office of Management and Budget.....	7	.....	7	36	.....	36	38	.....	38
Unanticipated Needs.....	1	.....	1	2	.....	2	38	.....	38
Other.....	19	.....	19	91	.....	91	99	.....	99
Proprietary Receipts from the Public.....	.....	(**)	(**)	.....	(**)	(**)	.....	(**)	(**)
Intrabudgetary Transactions.....	(**)	(**)	(**)	(**)	.....	(**)	(**)	.....	(**)
Total--Executive Office of the President.....	32	(**)	32	152	(**)	152	199	(**)	199

**Table 5. Outlays of the U.S. Government, February 2012 and Other Periods—Continued**

Classification	[\$ millions]								
	This Month			Current Fiscal Year to Date			Prior Fiscal Year to Date		
	Gross Outlays	Applicable Receipts	Outlays	Gross Outlays	Applicable Receipts	Outlays	Gross Outlays	Applicable Receipts	Outlays
<b>General Services Administration:</b>									
Real Property Activities.....	129	.....	129	762	.....	762	697	.....	697
Supply and Technology Activities.....	-125	.....	-125	-210	.....	-210	-258	.....	-258
General Activities.....	53	.....	53	108	.....	108	138	.....	138
Proprietary Receipts from the Public.....	.....	-2	2	.....	144	-144	.....	30	-30
Intrabudgetary Transactions.....	2	.....	2	-4	.....	-4	-5	.....	-5
<b>Total--General Services Administration.....</b>	<b>58</b>	<b>-2</b>	<b>61</b>	<b>655</b>	<b>144</b>	<b>512</b>	<b>571</b>	<b>30</b>	<b>541</b>
<b>International Assistance Programs:</b>									
Millennium Challenge Corporation.....	115	.....	115	623	.....	623	600	.....	600
<b>International Security Assistance:</b>									
Foreign Military Financing Program.....	55	.....	55	3,375	.....	3,375	1,538	.....	1,538
Economic Support Fund.....	175	.....	175	1,893	.....	1,893	2,504	.....	2,504
Other.....	100	35	65	414	56	358	587	77	510
<b>Total--International Security Assistance.....</b>	<b>330</b>	<b>35</b>	<b>295</b>	<b>5,682</b>	<b>56</b>	<b>5,626</b>	<b>4,630</b>	<b>77</b>	<b>4,553</b>
<b>Multilateral Assistance:</b>									
<b>Contribution to the International Development Association:</b>									
Other.....	6	.....	6	592	.....	592	892	.....	892
<b>Total--Multilateral Assistance.....</b>	<b>6</b>	.....	<b>6</b>	<b>592</b>	.....	<b>592</b>	<b>1,012</b>	.....	<b>1,012</b>
<b>Agency for International Development:</b>									
Development Assistance Program.....	220	.....	220	779	.....	779	644	.....	644
Assistance for Europe, Eurasia and Central Asia.....	28	.....	28	202	.....	202	165	.....	165
International Disaster Assistance.....	76	.....	76	479	.....	479	559	.....	559
Operating Expenses.....	290	.....	290	696	.....	696	505	.....	505
Other.....	98	25	73	406	184	222	374	200	174
Proprietary Receipts from the Public.....	.....	5	-5	.....	40	-40	.....	77	-77
Intrabudgetary Transactions.....	26	.....	26	15	.....	15	6	.....	6
<b>Total--Agency for International Development.....</b>	<b>737</b>	<b>30</b>	<b>707</b>	<b>2,578</b>	<b>224</b>	<b>2,354</b>	<b>2,253</b>	<b>277</b>	<b>1,976</b>
<b>Overseas Private Investment Corporation:</b>									
Overseas Private Investment Corporation Accounts.....	-1	51	-52	34	116	-82	33	105	-72
Proprietary Receipts from the Public.....	.....	15	-15	.....	20	-20	.....	14	-14
<b>Total--Overseas Private Investment Corporation.....</b>	<b>-1</b>	<b>65</b>	<b>-66</b>	<b>34</b>	<b>136</b>	<b>-102</b>	<b>33</b>	<b>119</b>	<b>-86</b>
Peace Corps.....	33	(**)	33	149	(**)	149	159	1	158
International Monetary Programs.....	-74	.....	-74	80	.....	80	-144	.....	-144
<b>Military Sales Programs:</b>									
Foreign Military Sales Trust Fund.....	1,974	.....	1,974	10,130	.....	10,130	8,440	.....	8,440
Other.....	.....	.....	.....	.....	.....	.....	(**)	.....	(**)
Proprietary Receipts from the Public.....	.....	1,709	-1,709	.....	9,015	-9,015	.....	9,633	-9,633
Other.....	9	(**)	9	46	(**)	46	55	1	54
<b>Total--International Assistance Programs.....</b>	<b>3,130</b>	<b>1,840</b>	<b>1,290</b>	<b>19,916</b>	<b>9,431</b>	<b>10,485</b>	<b>17,038</b>	<b>10,108</b>	<b>6,930</b>
<b>National Aeronautics and Space Administration:</b>									
Science.....	396	.....	396	1,991	.....	1,991	1,980	.....	1,980
Aeronautics.....	48	.....	48	243	.....	243	234	.....	234
Exploration.....	289	.....	289	1,377	.....	1,377	1,233	.....	1,233
Cross Agency Support.....	254	.....	254	1,216	.....	1,216	1,258	.....	1,258
Space Operations.....	266	.....	266	1,663	.....	1,663	2,203	.....	2,203
Other.....	26	.....	26	181	.....	181	160	.....	160
Proprietary Receipts from the Public.....	.....	(**)	(**)	.....	1	-1	.....	2	-2
Intrabudgetary Transactions.....	(**)	.....	(**)	6	.....	6	(**)	.....	(**)
<b>Total--National Aeronautics and Space Administration.....</b>	<b>1,278</b>	<b>(**)</b>	<b>1,278</b>	<b>6,678</b>	<b>1</b>	<b>6,676</b>	<b>7,069</b>	<b>2</b>	<b>7,067</b>
<b>National Science Foundation:</b>									
Research and Related Activities.....	455	.....	455	2,301	.....	2,301	2,314	.....	2,314
Education and Human Resources.....	33	.....	33	271	.....	271	239	.....	239
Other.....	28	.....	28	229	.....	229	198	.....	198
Proprietary Receipts from the Public.....	.....	2	-2	.....	7	-7	.....	6	-6
<b>Total--National Science Foundation.....</b>	<b>515</b>	<b>2</b>	<b>513</b>	<b>2,800</b>	<b>7</b>	<b>2,793</b>	<b>2,751</b>	<b>6</b>	<b>2,745</b>
<b>Office of Personnel Management:</b>									
<b>Government Payment for Annuityants, Employees</b>									
Health and Life Insurance Benefits.....	904	.....	904	4,378	.....	4,378	4,096	.....	4,096
Civil Service Retirement and Disability Fund.....	6,160	.....	6,160	30,247	.....	30,247	29,270	.....	29,270
Employees Life Insurance Fund.....	249	555	-307	1,088	1,938	-851	1,021	1,966	-945
Employees and Retired Employees Health Benefits Fund.....	3,505	3,659	-154	17,482	17,938	-456	16,169	17,485	-1,316
Other.....	-73	.....	-73	-21	.....	-21	24	.....	24
Proprietary Receipts from the Public.....	.....	3	-3	.....	10	-10	.....	2	-2
<b>Intrabudgetary Transactions:</b>									
Postal Service Contributions.....	.....	.....	.....	-821	.....	-821	-783	.....	-783
Civil Service Retirement and Disability Fund:									
Other.....	-4	.....	-4	-21	.....	-21	-21	.....	-21
<b>Total--Office of Personnel Management.....</b>	<b>10,741</b>	<b>4,217</b>	<b>6,524</b>	<b>52,333</b>	<b>19,886</b>	<b>32,448</b>	<b>49,775</b>	<b>19,453</b>	<b>30,322</b>



**Table 5. Outlays of the U.S. Government, February 2012 and Other Periods—Continued**

Classification	[\$ millions]								
	This Month			Current Fiscal Year to Date			Prior Fiscal Year to Date		
	Gross Outlays	Applicable Receipts	Outlays	Gross Outlays	Applicable Receipts	Outlays	Gross Outlays	Applicable Receipts	Outlays
<b>Small Business Administration:</b>									
Salaries and Expenses .....	13	.....	13	47	.....	47	181	(**)	181
Business Loans Program .....	14	.....	14	239	.....	239	293	.....	293
Disaster Loans Program .....	56	1	55	202	2	199	158	14	144
Other .....	1	(**)	1	13	5	8	16	5	11
Proprietary Receipts from the Public .....	.....	(**)	(**)	.....	(**)	(**)	.....	(**)	(**)
Intrabudgetary Transactions .....	.....	.....	.....	(**)	.....	(**)	.....	.....	.....
<b>Total--Small Business Administration .....</b>	<b>83</b>	<b>1</b>	<b>82</b>	<b>501</b>	<b>8</b>	<b>493</b>	<b>648</b>	<b>19</b>	<b>629</b>
<b>Social Security Administration:</b>									
Payments to Social Security Trust Funds .....	8,967	.....	8,967	57,219	.....	57,219	27,132	.....	27,132
Supplemental Security Income Program .....	4,076	.....	4,076	17,843	.....	17,843	21,491	.....	21,491
Economic Recovery Payments .....	(**)	.....	(**)	(**)	.....	(**)	17	.....	17
<b>Federal Old-Age and Survivors Insurance Trust Fund</b>									
<b>(Off-Budget):</b>									
Benefit Payments .....	52,463	.....	52,463	255,492	.....	255,492	244,081	.....	244,081
Administrative Expenses .....	450	.....	450	1,496	.....	1,496	1,545	.....	1,545
Other .....	.....	.....	.....	.....	.....	.....	113	.....	113
<b>Total--FOASI Trust Fund .....</b>	<b>52,913</b>	<b>.....</b>	<b>52,913</b>	<b>256,988</b>	<b>.....</b>	<b>256,988</b>	<b>245,739</b>	<b>.....</b>	<b>245,739</b>
<b>Federal Disability Insurance Trust Fund</b>									
<b>(Off-Budget):</b>									
Benefit Payments .....	11,299	.....	11,299	54,968	.....	54,968	52,546	.....	52,546
Administrative Expenses .....	329	.....	329	1,224	.....	1,224	1,189	.....	1,189
Other .....	.....	.....	.....	.....	.....	.....	3	.....	3
<b>Total--FDI Trust Fund .....</b>	<b>11,628</b>	<b>.....</b>	<b>11,628</b>	<b>56,192</b>	<b>.....</b>	<b>56,192</b>	<b>53,738</b>	<b>.....</b>	<b>53,738</b>
Other .....	19	.....	19	88	.....	88	89	.....	89
<b>Proprietary Receipts from the Public:</b>									
On-Budget .....	.....	267	-267	.....	968	-968	.....	1,130	-1,130
Off-Budget .....	.....	22	-22	.....	36	-36	.....	31	-31
<b>Intrabudgetary Transactions:</b>									
<b>On-Budget:</b>									
Quinquennial Adjustment for Military Service Credits from FOASI and FDI .....	.....	.....	.....	.....	.....	.....	-116	.....	-116
Off-Budget <sup>1</sup> .....	-8,967	.....	-8,967	-57,218	.....	-57,218	-27,131	.....	-27,131
<b>Total--Social Security Administration .....</b>	<b>68,636</b>	<b>290</b>	<b>68,346</b>	<b>331,111</b>	<b>1,004</b>	<b>330,107</b>	<b>320,958</b>	<b>1,161</b>	<b>319,797</b>
<b>Other Independent Agencies:</b>									
Broadcasting Board of Governors .....	58	2	56	274	-1	276	288	-3	291
Bureau of Consumer Financial Protection .....	13	.....	13	80	(**)	80	3	.....	3
Corporation for National and Community Service .....	80	(**)	80	418	1	418	426	(**)	426
Corporation for Public Broadcasting .....	.....	.....	.....	444	.....	444	430	.....	430
<b>District of Columbia:</b>									
<b>Courts:</b>									
General and Special Payments .....	121	(**)	121	293	(**)	292	237	(**)	237
Equal Employment Opportunity Commission .....	28	(**)	28	140	(**)	140	157	(**)	157
Export-Import Bank of the United States .....	-153	(**)	-153	-388	16	-404	-210	48	-258
<b>Federal Communications Commission:</b>									
Universal Service Fund .....	738	.....	738	3,867	.....	3,867	3,760	.....	3,760
Spectrum Auction Program Account .....	(**)	.....	(**)	1	.....	1	41	.....	41
Other .....	-1	2	-3	115	11	104	90	12	78
<b>Federal Deposit Insurance Corporation:</b>									
Deposit Insurance Fund .....	995	-43	1,039	2,962	-47	3,009	811	28	783
FSLIC Resolution Fund .....	1	45	-44	53	55	-2	3	20	-17
<b>Total--Federal Deposit Insurance Corporation .....</b>	<b>996</b>	<b>1</b>	<b>995</b>	<b>3,015</b>	<b>7</b>	<b>3,008</b>	<b>814</b>	<b>48</b>	<b>765</b>
Federal Drug Control Programs .....	24	.....	24	207	.....	207	121	.....	121
Federal Housing Finance Agency .....	21	.....	21	94	.....	94	62	.....	62
Intelligence Community Management Account .....	-43	.....	-43	184	.....	184	263	.....	263
Legal Services Corporation .....	27	.....	27	148	.....	148	178	.....	178
National Archives and Records Administration .....	38	2	36	168	14	154	195	7	188
National Credit Union Administration .....	23	63	-40	2,515	576	1,939	11,394	22,586	-11,192
National Endowment for the Arts .....	9	(**)	9	62	(**)	62	72	(**)	72
National Endowment for the Humanities .....	13	(**)	13	60	1	59	58	1	57
Institute of Museum and Library Services .....	18	.....	18	108	1	107	111	(**)	111
National Labor Relations Board .....	21	(**)	21	107	(**)	107	120	(**)	120
Nuclear Regulatory Commission .....	78	88	-10	410	357	53	433	352	81
<b>Postal Service:</b>									
<b>Off-Budget:</b>									
Public Enterprise Funds .....	5,195	5,317	-122	30,234	30,833	-598	29,670	29,086	584
Other .....	.....	.....	.....	256	.....	256	110	.....	110
Other .....	-2	.....	-2	74	.....	74	102	.....	102

**Table 5. Outlays of the U.S. Government, February 2012 and Other Periods—Continued**

Classification	[\$ millions]								
	This Month			Current Fiscal Year to Date			Prior Fiscal Year to Date		
	Gross Outlays	Applicable Receipts	Outlays	Gross Outlays	Applicable Receipts	Outlays	Gross Outlays	Applicable Receipts	Outlays
<b>Other Independent Agencies:—Continued</b>									
Railroad Retirement Board:									
Federal Windfall Subsidy .....	4	.....	4	21	.....	21	24	.....	24
Federal Payments to the Railroad Retirement Accounts.....	34	.....	34	393	.....	393	287	.....	287
Railroad Unemployment Insurance Trust Fund:									
Benefit Payments.....	6	.....	6	37	.....	37	44	.....	44
Transfer to Administrative Funds .....	2	.....	2	6	.....	6	6	.....	6
Rail Industry Pension Fund:									
Benefit Payments.....	399	.....	399	1,967	.....	1,967	1,897	.....	1,897
Advances from FOASDI Fund.....	-118	.....	-118	-576	.....	-576	-569	.....	-569
OASDI Certifications .....	117	.....	117	575	.....	575	569	.....	569
Transfer to Administrative Funds .....	5	.....	5	27	.....	27	25	.....	25
Other.....	(**)	.....	(**)	(**)	.....	(**)	(**)	.....	(**)
National Railroad Retirement Investment Trust:									
Administrative Expenses.....	2	.....	2	32	.....	32	27	.....	27
Transfers to the Railroad Retirement Trust Funds From the National Railroad Retirement Investment Trust.....	189	.....	189	683	.....	683	794	.....	794
Railroad Social Security Equivalent Benefit Account:									
Benefit Payments.....	546	.....	546	2,672	.....	2,672	2,618	.....	2,618
Transfer to Administrative Funds .....	3	.....	3	12	.....	12	12	.....	12
Other .....	(**)	.....	(**)	2	.....	2	8	.....	8
Proprietary Receipts from the Public.....	.....	976	-976	.....	404	-404	.....	3,360	-3,360
Intrabudgetary Transactions:									
Other.....	-223	.....	-223	-1,076	.....	-1,076	-1,080	.....	-1,080
<b>Total--Railroad Retirement Board .....</b>	<b>966</b>	<b>976</b>	<b>-9</b>	<b>4,776</b>	<b>404</b>	<b>4,372</b>	<b>4,663</b>	<b>3,360</b>	<b>1,303</b>
Securities and Exchange Commission.....	88	(**)	88	467	(**)	467	318	(**)	318
Smithsonian Institution.....	85	.....	85	408	(**)	408	368	.....	368
Tennessee Valley Authority .....	3,601	3,573	29	16,326	15,750	575	13,375	13,212	163
Other .....	597	9	588	1,523	194	1,329	929	225	704
<b>Total--Other Independent Agencies .....</b>	<b>12,668</b>	<b>10,033</b>	<b>2,635</b>	<b>66,518</b>	<b>48,163</b>	<b>18,354</b>	<b>68,710</b>	<b>68,935</b>	<b>-225</b>
<b>Undistributed Offsetting Receipts:</b>									
Employer Share, Employee Retirement:									
Department of Health and Human Services:									
Federal Hospital Insurance Trust Fund:									
Federal Employer Contributions.....	-294	.....	-294	-1,437	.....	-1,437	-1,395	.....	-1,395
Postal Service Employer Contributions .....	-48	.....	-48	-246	.....	-246	-285	.....	-285
Department of State:									
Foreign Service Retirement and Disability Fund .....	-24	.....	-24	-133	.....	-133	-126	.....	-126
Other Defense Civil Programs:									
Military Retirement Fund.....	-1,799	.....	-1,799	-14,572	.....	-14,572	-13,418	.....	-13,418
Department of Defense Medicare-Eligible Retiree Health Care Fund .....									
.....	.....	.....	.....	-11,145	.....	-11,145	-11,315	.....	-11,315
Office of Personnel Management:									
Postal Service Contributions for Benefits									
Civil Service Retirement and Disability Fund .....	-1,874	.....	-1,874	-10,712	.....	-10,712	-9,875	.....	-9,875
Social Security Administration (Off-Budget):									
Federal Old-Age and Survivors Insurance Trust Fund:									
Federal Employer Contributions.....	-1,162	.....	-1,162	-5,207	.....	-5,207	-5,121	.....	-5,121
Federal Disability Insurance Trust Fund:									
Federal Employer Contributions.....	-197	.....	-197	-883	.....	-883	-869	.....	-869
Other .....	-1	.....	-1	-1	.....	-1	(**)	.....	(**)
<b>Total--Employer Share, Employee Retirement.....</b>	<b>-5,398</b>	<b>.....</b>	<b>-5,398</b>	<b>-44,336</b>	<b>.....</b>	<b>-44,336</b>	<b>-42,405</b>	<b>.....</b>	<b>-42,405</b>

**Table 5. Outlays of the U.S. Government, February 2012 and Other Periods—Continued**

Classification	[\$ millions]								
	This Month			Current Fiscal Year to Date			Prior Fiscal Year to Date		
	Gross Outlays	Applicable Receipts	Outlays	Gross Outlays	Applicable Receipts	Outlays	Gross Outlays	Applicable Receipts	Outlays
<b>Undistributed Offsetting Receipts:—Continued</b>									
Interest Received by Trust Funds:									
Judicial Branch:									
Judicial Survivors Annuity Fund.....	(**)	.....	(**)	-4	.....	-4	-6	.....	-6
Department of Health and Human Services:									
Federal Hospital Insurance Trust Fund.....	-7	.....	-7	-5,713	.....	-5,713	-6,586	.....	-6,586
Federal Supplementary Medical Insurance Trust Fund.....	-13	.....	-13	-1,460	.....	-1,460	-1,549	.....	-1,549
Department of Homeland Security:									
Oil Spill Liability Trust Fund.....	-1	.....	-1	-12	.....	-12	-9	.....	-9
Other.....	(**)	.....	(**)	-4	.....	-4	5	.....	5
Department of Labor:									
Unemployment Trust Fund.....	-6	.....	-6	-234	.....	-234	-346	.....	-346
Department of State:									
Foreign Service Retirement and Disability Fund.....	(**)	.....	(**)	-362	.....	-362	-373	.....	-373
Department of Transportation:									
Airport and Airway Trust Fund.....	(**)	.....	(**)	-104	.....	-104	-83	.....	-83
Department of Veterans Affairs:									
National Service Life Insurance Fund.....	(**)	.....	(**)	-187	.....	-187	-212	.....	-212
United States Government Life Insurance Fund.....	(**)	.....	(**)	(**)	.....	(**)	-1	.....	-1
Corps of Engineers.....	-22	.....	-22	21	.....	21	-90	.....	-90
Other Defense Civil Programs:									
Military Retirement Fund.....	336	.....	336	-3,505	.....	-3,505	-5,412	.....	-5,412
Educational Benefits Fund.....	-13	.....	-13	-26	.....	-26	-34	.....	-34
Armed Forces Retirement Home.....	(**)	.....	(**)	-2	.....	-2	-4	.....	-4
Environmental Protection Agency.....	-41	.....	-41	-41	.....	-41	-88	.....	-88
Office of Personnel Management:									
Civil Service Retirement and Disability Fund.....	-8	.....	-8	-17,439	.....	-17,439	-17,860	.....	-17,860
Social Security Administration (Off-Budget):									
Federal Old-Age and Survivors Insurance Trust Fund.....	-22	.....	-22	-52,400	.....	-52,400	-53,490	.....	-53,490
Federal Disability Insurance Trust Fund.....	-14	.....	-14	-3,736	.....	-3,736	-4,433	.....	-4,433
Independent Agencies:									
Railroad Retirement Board.....	-9	.....	-9	-29	.....	-29	-43	.....	-43
Other.....	-4	.....	-4	-8	.....	-8	-12	.....	-12
Other.....	-17	.....	-17	-7	.....	-7	-82	.....	-82
Total--Interest Received by Trust Funds.....	157	.....	157	-85,252	.....	-85,252	-90,707	.....	-90,707
Rents and Royalties on the Outer Continental Shelf Lands.....	.....	630	-630	.....	2,811	-2,811	.....	2,427	-2,427
Total--Undistributed Offsetting Receipts.....	-5,241	630	-5,871	-129,588	2,811	-132,399	-133,112	2,427	-135,539
Total Outlays.....	363,734	28,638	335,096	1,632,203	158,203	1,473,999	1,694,598	184,332	1,510,266
Total On-Budget.....	304,360	23,299	281,062	1,407,978	127,335	1,280,643	1,456,385	155,215	1,301,170
Total Off-Budget.....	59,374	5,340	54,034	224,225	30,868	193,357	238,213	29,117	209,096
Total Surplus (+) or Deficit.....			-231,683			-580,830			-641,264
Total On-Budget.....			-223,108			-607,791			-666,144
Total Off-Budget.....			-8,575			+26,962			+24,881

**MEMORANDUM**

Receipts Offset Against Outlays (In Millions)

	Current Fiscal Year to Date	Comparable Period Prior Fiscal Year
Proprietary Receipts.....	69,331	77,592
Intrabudgetary Transactions.....	374,805	386,886
Governmental Receipts.....	3,374	3,031
Total Receipts Offset Against Outlays.....	447,510	467,509

<sup>1</sup>Includes FICA and SECA tax credits, non-contributory military service credits, special benefits for the aged, and credit for the unnegotiated OASI benefit checks.

... No Transactions

(\*\*) Less than \$500,000

Note: Details may not add to total due to rounding.

**Table 6. Means of Financing the Deficit or Disposition of Surplus by the U.S. Government, February 2012 and Other Periods**

Assets and Liabilities Directly Related to Budget Off-Budget Activity	[\$ millions]					
	Net Transactions (-) denotes net reduction of either liability or asset accounts			Account Balances Current Fiscal Year		
	This Month	Fiscal Year to Date		Beginning of		Close of
	This Year	Prior Year	This Year	This Month	This Month	
<b>Liability Accounts:</b>						
Borrowing from the Public:						
Treasury Securities, Issued Under General						
Financing Authorities:						
Debt Held by the Public .....	150,622	595,965	542,733	10,127,031	10,572,374	10,722,996
Intragovernmental Holdings .....	-17,871	102,586	90,408	4,663,309	4,783,766	4,765,895
Total Treasury Securities Outstanding .....	132,751	698,551	633,141	14,790,340	15,356,140	15,488,891
Plus Premium on Treasury Securities .....	-188	5,226	973	20,743	26,157	25,969
Less Discount on Treasury Securities .....	239	-544	2,661	73,848	73,065	73,304
Total Treasury Securities Net Of Premium and Discount .....	132,323	704,320	631,454	14,737,235	15,309,232	15,441,556
Agency Securities, Issued Under Special Financing						
Authorities (See Schedule B. for Other Agency						
Borrowing, See Schedule C) .....	22	-361	626	24,988	24,605	24,627
Total Federal Securities .....	132,345	703,959	632,080	14,762,223	15,333,837	15,466,182
Deduct:						
Federal Securities Held As Investments						
of Government Accounts (See Schedule D) .....	-18,095	102,452	90,065	4,658,307	4,778,855	4,760,759
Less Discount on Federal Securities Held As						
Investments of Government Accounts .....	-90	-467	-741	23,696	23,318	23,228
Net Federal Securities Held As Investments						
of Government Accounts .....	-18,006	102,919	90,806	4,634,612	4,755,537	4,737,531
Total Borrowing from the Public .....	150,351	601,040	541,275	10,127,611	10,578,300	10,728,652
Accrued Interest Payable to the Public .....	-21,321	-10,956	-9,008	51,527	61,892	40,571
Allocations of Special Drawing Rights .....	174	-198	595	55,150	54,777	54,952
Deposit Funds .....	791	2,594	4,711	12,167	13,970	14,760
Miscellaneous Liability Accounts (Includes Checks						
Outstanding Etc.) .....	4,065	1,800	3,401	10,941	8,675	12,740
Total Liability Accounts .....	134,061	594,280	540,974	10,257,395	10,717,615	10,851,675
<b>Asset Accounts (Deduct)</b>						
Cash and Monetary Assets:						
U.S. Treasury Operating Cash: <sup>1</sup>						
Federal Reserve Account .....	-96,053	6,258	-19,255	56,284	158,596	62,542
Supplementary Financing Program Account .....	.....	.....	-99,981	.....	.....	.....
Tax and Loan Note Accounts .....	.....	-1,805	15	1,805	.....	.....
Balance .....	-96,053	4,453	-119,221	58,090	158,596	62,542
Special Drawing Rights:						
Total Holdings .....	188	-167	644	55,875	55,521	55,709
SDR Certificates Issued to Federal Reserve Banks .....	.....	.....	.....	-5,200	-5,200	-5,200
Balance .....	188	-167	644	50,675	50,321	50,509
Reserve Position on the U.S. Quota in the IMF:						
U.S. Subscription to International Monetary Fund:						
Direct Quota Payments .....	.....	.....	.....	54,424	54,424	54,424
Maintenance of Value Adjustments .....	208	-236	626	11,356	10,912	11,120
Letter of Credit Issued to IMF .....	65	649	-277	-44,675	-44,091	-44,026
Dollar Deposits with the IMF .....	-1	-18	4	-153	-171	-171
Receivable/payable (-) for Interim Maintenance						
of Value Adjustments .....	-134	156	-483	1,705	1,996	1,862
Balance .....	138	551	-129	22,657	23,070	23,208
Loans to International Monetary Fund .....	.....	1,251	.....	6,230	7,481	7,481
Other Cash and Monetary Assets .....	-179	330	-132	25,501	26,010	25,831
Total Cash and Monetary Assets .....	-95,906	6,419	-118,839	163,153	265,478	169,571
Non-Federal Securities of the National Railroad						
Retirement Investment Trust .....	699	-257	3,127	22,946	21,990	22,689
Net Activity, Guaranteed Loan Financing (See Schedule E) .....	169	2,417	3,011	-22,110	-19,863	-19,693
Net Activity, Direct Loan Financing (See Schedule E) .....	-3,170	3,673	10,513	792,423	799,267	796,096
Miscellaneous Asset Accounts .....	586	1,198	1,898	-332	280	866
Total Asset Accounts .....	-97,622	13,450	-100,290	956,079	1,067,151	969,529
Excess of Liabilities (+) or Assets (-) .....	231,683	580,830	641,264	9,301,316	9,650,464	9,882,146
Transactions Not Applied to Current Year's Surplus						
or Deficit (See Schedule A for Details) .....	.....	.....	.....	.....	.....	.....
Total Budget and Off-Budget Federal Entities						
(Financing of Deficit (+) or Disposition Of						
Surplus (-)) .....	231,683	580,830	641,264	9,301,316	9,650,464	9,882,146

<sup>1</sup>Major sources of information used to determine Treasury's operating cash balance include Federal Reserve Banks, the Treasury Regional Finance Centers, the Internal Revenue Service Centers, the Bureau of the Public Debt and various electronic systems. Deposits are reflected as received and withdrawals are reflected as processed.

... No Transactions

Note: Details may not add to totals due to rounding.

**Table 6. Schedule A-Analysis of Change in Excess of Liabilities of the U.S. Government, February 2012 and Other Periods**

Classification	[\$ millions]		
	This Month	Fiscal Year to Date	
		This Year	Prior Year
<b>Excess of Liabilities Beginning of Period:</b>			
Based on Composition of Unified Budget in Preceding Period .....	9,650,464	9,302,243	8,003,515
Adjustments During Current Fiscal Year for Changes in Composition of Unified Budget:			
Revisions by Federal Agencies to the Prior Budget Results .....	.....	-926	999
<b>Excess of Liabilities Beginning of Period (Current Basis).....</b>	<b>9,650,464</b>	<b>9,301,316</b>	<b>8,004,514</b>
<b>Budget Surplus (-) or Deficit:</b>			
Based on Composition of Unified Budget in Prior Fiscal Year.....	231,683	580,830	641,264
<b>Total Surplus (-) or Deficit (Table 2).....</b>	<b>231,683</b>	<b>580,830</b>	<b>641,264</b>
Total-On-Budget (Table 2).....	223,108	607,791	666,144
Total-Off-Budget (Table 2).....	8,575	-26,962	-24,881
Transactions Not Applied to Current Year's Surplus or Deficit:			
Total-Transactions Not Applied to Current Year's Surplus or Deficit .....	.....	.....	.....
<b>Excess of Liabilities Close of Period .....</b>	<b>9,882,146</b>	<b>9,882,146</b>	<b>8,645,777</b>

... No Transactions

Note: Details may not add to totals due to rounding.

**Table 6. Schedule B-Securities Issued by Federal Agencies Under Special Financing Authorities, February 2012 and Other Periods**

Classification	[\$ millions]					
	This Month	Net Transactions (-) denotes net reduction of liability accounts		Account Balances Current Fiscal Year		
		Fiscal Year to Date		Beginning of		Close of
		This Year	Prior Year	This Year	This Month	This Month
<b>Agency Securities, Issued Under Special Financing Authorities:</b>						
Obligations Guaranteed by the United States, Issued By:						
Department of Housing and Urban Development:						
Federal Housing Administration .....	.....	.....	3	29	29	29
Obligations Not Guaranteed by the United States, Issued By:						
Legislative Branch:						
Architect of the Capitol.....	-8	-4	-4	133	137	130
Independent Agencies:						
Federal Communications Commission.....	.....	.....	.....	(**)	(**)	(**)
National Archives and Records Administration .....	-7	-7	-7	166	166	158
Tennessee Valley Authority .....	37	-350	634	24,660	24,273	24,310
<b>Total Agency Securities .....</b>	<b>22</b>	<b>-361</b>	<b>626</b>	<b>24,988</b>	<b>24,605</b>	<b>24,627</b>

... No Transactions

Note: Details may not add to totals due to rounding.

(\*\*) Less than \$500,000

**Table 6. Schedule C (Memorandum)-Federal Agency Borrowing Financed Through the Issue of Treasury Securities, February 2012 and Other Periods**

Classification	[\$ millions]					
	Transactions			Account Balances Current Fiscal Year		
	This Month	Fiscal Year to Date		Beginning of		Close of This Month
This Year		Prior Year	This Year	This Month		
<b>Borrowing from the Treasury:</b>						
Department of Agriculture:						
Farm Service Agency:						
Commodity Credit Corporation.....			11,673	705	705	705
Agricultural Credit Insurance Fund.....		1,012	-892	7,647	8,659	8,659
Farm Storage Facility Loans.....		296	189	997	1,293	1,293
Rural Housing Service:						
Rural Housing Insurance.....	89	431	550	15,511	15,853	15,942
Rural Community Facility Loans Fund.....	37	253	335	3,714	3,930	3,967
Multifamily Housing Revitalization Loan Account.....	4	30	50	214	240	244
Rural Business - Cooperative Service:						
Rural Business and Industry Loans.....		(**)		53	53	53
Rural Development Loan Fund.....	1	5	6	308	312	313
Rural Economic Development Loan Fund.....	1	10	11	112	120	121
Renewable Energy Guaranteed Loan Account.....				7	7	7
Rural Microenterprise Investment Loans.....	(**)	2	1	8	10	10
Biorefinery Assistance Loan Account.....				36	36	36
Rural Utilities Service:						
Rural Water and Waste Disposal Fund.....	82	452	521	10,310	10,680	10,763
Rural Electrification and Telecommunications Fund.....	14	153	233	13,424	13,563	13,577
Rural Telephone Bank.....	(**)	6	8	405	410	410
Distance Learning and Telemedicine Program.....	27	140	98	744	856	883
Foreign Agricultural Service.....				1,163	1,163	1,163
Department of Commerce:						
National Oceanic and Atmospheric Administration:						
Fisheries Finance.....	(**)	33	36	539	572	573
Fishing Vessel Obligations.....				1	1	1
Department of Defense - Military Programs:						
Arms Initiative Loans.....				(**)	(**)	(**)
Family Housing Improvement Loans.....		63	48	778	841	841
Department of Education:						
College Housing and Academic Facilities Loans.....		-7		57	50	50
Federal Direct Student Loans.....	6,169	135,770	81,194	436,233	565,835	572,004
Teach Grant Loans.....		69	65	281	350	350
Temporary Student Loan Purchase Authority.....		-50	-3,255	80,265	80,215	80,215
Federal Family Education Loans.....				29,484	29,484	29,484
Department of Energy:						
Bonneville Power Administration Fund.....	55	265	370	2,943	3,153	3,208
Western Area Power Administration - Recovery Act.....		15	52	161	176	176
Department of Health and Human Services:						
Health Education Assistance Loans.....				1	1	1
Consumer Operated and Oriented Plan.....	150	150				150
Department of Homeland Security:						
National Flood Insurance Fund.....			-750	17,750	17,750	17,750
Disaster Assistance Loan Fund.....				4	4	4
Department of Housing and Urban Development:						
Public and Indian Housing Programs:						
Low-Rent Public Housing - Loans and Other Expenses.....				20	20	20
Housing Programs:						
Emergency Homeowners' Relief Fund.....				23	23	23
Federal Housing Administration.....				6,032	6,032	6,032
Green Retrofit Program for Multifamily Housing-Recovery Act.....				15	15	15

**Table 6. Schedule C (Memorandum)-Federal Agency Borrowing Financed Through the Issue of Treasury Securities, February 2012 and Other Periods**

Classification	[\$ millions]					
	Transactions			Account Balances Current Fiscal Year		
	This Month	Fiscal Year to Date		Beginning of		Close of This Month
This Year		Prior Year	This Year	This Month		
<b>Borrowing from the Treasury:—Continued</b>						
Department of the Interior:						
Helium Fund .....	.....	.....	.....	224	224	224
Bureau of Reclamation Loan Fund .....	.....	.....	.....	36	36	36
Bureau of Indian Affairs .....	.....	.....	.....	7	7	7
Assistance to American Samoa Loan Fund .....	.....	.....	.....	10	10	10
Department of Labor:						
Black Lung Disability Trust Fund.....	.....	.....	.....	5,533	5,533	5,533
Department of State:						
Repatriation Loans.....	.....	(**)	(**)	3	3	3
Department of Transportation:						
Federal Aviation Administration:						
Aircraft Purchase Loan Guarantee Program .....	.....	(**)	.....	(**)	.....	.....
Federal Highway Administration:						
Transportation Infrastructure Finance and Innovation Fund.....	28	165	575	3,633	3,770	3,798
Federal Railroad Administration:						
Railroad Rehabilitation and Improvement Loan Fund .....	63	122	19	509	567	630
Other.....	.....	.....	.....	(**)	(**)	(**)
Maritime Administration:						
Ocean Freight Differential.....	.....	-95	-125	95	(**)	(**)
Maritime Guaranteed Loan (Title XI) Fund.....	-35	-35	.....	104	104	69
Department of Treasury:						
Departmental Offices:						
Community Development Financial Institutions Fund .....	.....	.....	.....	36	36	36
Housing and Economic Recovery Programs.....	.....	-7,397	.....	71,890	64,493	64,493
Temporary Credit and Liquidity Program .....	.....	-3	.....	14,852	14,849	14,849
Troubled Assets Insurance Financing Fund.....	.....	-60	.....	833	773	773
Troubled Asset Relief Program.....	.....	-19,649	19,000	128,664	109,015	109,015
Small Business Lending Financing Fund .....	.....	.....	16,140	3,736	3,736	3,736
Federal Financing Bank Revolving Fund .....	376	2,591	-7,333	45,257	47,472	47,848
Department of Veterans Affairs:						
Veterans Housing Benefit Program Fund.....	.....	1,360	259	1,599	2,959	2,959
Native American Veteran Housing Fund.....	.....	11	27	74	85	85
Vocational Rehabilitation Loan Fund .....	.....	3	(**)	1	4	4
Corps of Engineers:						
Washington Aqueduct.....	.....	(**)	(**)	5	5	5
Environmental Protection Agency:						
Abatement, Control, and Compliance Loan Program.....	.....	.....	(**)	3	3	3
General Services Administration:						
Land Acquisition and Development Fund.....	.....	(**)	.....	(**)	.....	.....
International Assistance Program:						
International Security Assistance:						
Foreign Military Loan Program.....	.....	.....	.....	11	11	11
Military Debt Reduction.....	.....	.....	.....	32	32	32
Agency for International Development:						
International Debt Reduction .....	.....	.....	.....	478	478	478
Development Credit Authority Loan Fund .....	.....	.....	.....	(**)	(**)	(**)
Overseas Private Investment Corporation .....	27	182	171	1,828	1,983	2,010
International Monetary Programs.....	.....	.....	.....	1,948	1,948	1,948
Small Business Administration:						
Business Loan Fund .....	4	4	.....	3,905	3,905	3,909
Disaster Loan Fund .....	352	352	60	7,284	7,284	7,637
Independent Agencies:						
Export-Import Bank of the United States.....	792	3,094	229	8,279	10,581	11,373
Federal Communications Commission:						
Spectrum Auction Loan Fund .....	.....	.....	.....	50	50	50
National Credit Union Administration .....	.....	.....	.....	3,500	3,500	3,500
Presidio Trust Fund .....	.....	.....	.....	50	50	50
Railroad Retirement Board:						
Social Security Equivalent Benefit Account.....	238	1,519	1,609	3,484	4,765	5,003
Smithsonian Institution:						
John F. Kennedy Center Parking Facilities.....	.....	.....	.....	20	20	20
<b>Total Agency Borrowing from the Treasury</b>						
<b>Financed Through Treasury Securities Issued .....</b>	<b>8,475</b>	<b>121,263</b>	<b>121,176</b>	<b>937,923</b>	<b>1,050,711</b>	<b>1,059,186</b>

**Table 6. Schedule C (Memorandum)-Federal Agency Borrowing Financed Through the Issue of Treasury Securities, February 2012 and Other Periods**

Classification	[\$ millions]					
	This Month	Transactions		Account Balances Current Fiscal Year		
		Fiscal Year to Date		Beginning of		Close of This Month
	This Year	Prior Year	This Year	This Month		
<b>Borrowing from the Federal Financing Bank:</b>						
Department of Agriculture:						
Rural Utilities Service:						
Rural Electrification and Telecommunications Fund .....	294	1,626	1,189	34,178	35,510	35,804
Department of Defense - Military Programs:						
Department of the Navy .....	.....	.....	.....	1,624	1,624	1,624
Defense Agencies .....	.....	.....	.....	-1,624	-1,624	-1,624
Department of Education:						
Historically Black College and University Capital						
Financing Fund .....	12	18	21	778	784	797
Department of Energy:						
Title 17 Innovative Technology Loans .....	254	1,762	1,131	6,921	8,429	8,683
Department of Health and Human Services:						
Health Maintenance Organization Loan and						
Loan Guarantee Fund .....	.....	.....	.....	(**)	(**)	(**)
Department of Transportation:						
Railroad Rehabilitation and Improvement Loan Fund .....	.....	(**)	(**)	1	1	1
Department of Veterans Affairs:						
Guaranteed Transitional Housing for Homeless Veterans .....	.....	(**)	(**)	5	5	5
General Services Administration:						
Federal Buildings Fund .....	-2	-34	-31	1,897	1,865	1,863
International Assistance Program:						
Foreign Military Financing Program .....	-28	-29	-46	294	293	265
Small Business Administration:						
Business Loan Fund .....	(**)	(**)	-1	1	(**)	(**)
Independent Agencies:						
National Credit Union Administration .....	.....	.....	-10,101	.....	.....	.....
Postal Service .....	-183	-1,005	181	13,000	12,177	11,995
<b>Total Borrowing from the Federal Financing Bank .....</b>	<b>348</b>	<b>2,337</b>	<b>-7,657</b>	<b>57,075</b>	<b>59,065</b>	<b>59,413</b>

Note: This table includes lending by the Federal Financing Bank accomplished by the purchase of agency financial assets, by the acquisition of agency debt securities, and by direct loans on behalf of an agency. The Federal Financing Bank borrows from Treasury and issues its own securities and in turn may loan these funds to agencies in lieu of agencies borrowing directly through Treasury or issuing their own securities.

... No Transactions

(\*\*) Less than \$500,000

Note: Details may not add to totals due to rounding.



This Page Left Blank Intentionally

---

**Table 6. Schedule D-Investments of Federal Government Accounts in Federal Securities, February 2012 and Other Periods**

Classification	[\$ millions]					
	Net Purchases or Sales (-)			Securities Held as Investments Current Fiscal Year		
	This Month	Fiscal Year to Date		Beginning of		Close of This Month
This Year		Prior Year	This Year	This Month		
<b>Federal Funds:</b>						
Department of Agriculture .....	.....	.....	-2	134	134	134
Department of Commerce.....	.....	3	3	.....	3	3
Department of Defense-Military Programs:						
Defense Cooperation Account .....	.....	.....	(**)	8	8	8
Department of Energy.....	73	436	378	53,274	53,637	53,710
Department of Health and Human Services.....	3	3	3	2,093	2,093	2,096
Department of Housing and Urban Development:						
Housing Programs:						
Federal Housing Administration Fund.....	458	2,049	2,746	4,161	5,752	6,210
Government National Mortgage Association:						
Guarantees of Mortgage-Backed Securities .....	-8	48	-33	2,134	2,190	2,181
Department of the Interior.....	40	573	-37	6,808	7,341	7,381
Department of Labor.....	348	303	45	15,793	15,748	16,096
Department of Transportation.....	56	97	-6	1,675	1,715	1,771
Department of the Treasury.....	1	-51	-169	24,799	24,748	24,748
Department of Veterans Affairs:						
Veterans Reopened Insurance Fund.....	-3	-8	-8	281	276	273
Servicemen's Group Life Insurance Fund.....	.....	(**)	(**)	1	1	1
Other Defense Civil Programs:						
Uniformed Services Retiree Health Care Fund.....	-543	14,135	17,609	161,741	176,419	175,876
Office of Personnel Management:						
Postal Service Contributions.....	.....	821	783	43,708	44,528	44,528
Independent Agencies:						
Federal Deposit Insurance Corporation:						
Deposit Insurance Fund.....	-1,037	-3,009	-790	42,227	40,255	39,218
FSLIC Resolution Fund.....	45	47	10	3,374	3,377	3,422
Federal Housing Finance Agency.....	-18	16	30	78	112	94
National Credit Union Administration.....	41	-1,906	1,094	15,075	13,127	13,168
Postal Service.....	(**)	-758	-392	1,815	1,057	1,057
Tennessee Valley Authority.....	(**)	(**)	400	25	25	25
Other.....	225	168	242	14,849	14,791	15,016
Other.....	-48	732	386	8,083	8,863	8,815
Total Treasury Securities.....	-367	13,697	22,293	402,135	416,199	415,832
<b>Total Federal Funds.....</b>	<b>-367</b>	<b>13,697</b>	<b>22,293</b>	<b>402,135</b>	<b>416,199</b>	<b>415,832</b>
<b>Trust Funds:</b>						
Legislative Branch:						
Library of Congress.....	(**)	(**)	3	40	40	40
United States Tax Court.....	.....	(**)	(**)	11	11	11
Other.....	(**)	7	(**)	33	40	40
Judicial Branch:						
Judicial Retirement Funds.....	77	77	-13	918	918	995
Department of Agriculture.....	.....	.....	-25	.....	.....	.....
Department of Defense-Military Programs:						
Voluntary Separation Incentive Fund.....	35	32	33	358	355	390
Other.....	-1	-8	-8	859	851	850
Department of Health and Human Services:						
Federal Hospital Insurance Trust Fund.....	-6,304	-5,785	-11,364	245,939	246,459	240,155
Federal Supplementary Medical Insurance Trust						
Fund.....	40	11,052	5,219	70,446	81,459	81,498
Other.....	21	34	116	3,137	3,150	3,170

**Table 6. Schedule D-Investments of Federal Government Accounts in Federal Securities, February 2012 and Other Periods**

Classification	[\$ millions]					
	Net Purchases or Sales (-)			Securities Held as Investments Current Fiscal Year		
	This Month	Fiscal Year to Date		Beginning of		Close of This Month
This Year		Prior Year	This Year	This Month		
<b>Trust Funds:—Continued</b>						
Department of Homeland Security.....	65	190	259	4,108	4,233	4,298
Department of the Interior.....	5	-8	-9	58	46	50
Department of Labor:						
Unemployment Trust Fund.....	1,710	-2,322	-5,121	16,030	11,999	13,708
Other.....	15	-20	-19	62	27	42
Department of State:						
Foreign Service Retirement and Disability Fund.....	-47	185	166	16,397	16,629	16,582
Other.....	-2	-3	-2	36	35	33
Department of Transportation:						
Airport and Airway Trust Fund.....	360	793	1,349	8,641	9,074	9,434
Highway Trust Fund.....	1,530	-387	-2,845	16,302	14,385	15,915
Department of Treasury.....	-69	-247	-308	1,239	1,062	992
Department of Veterans Affairs:						
General Post Fund, National Homes.....	-19	-19	7	81	81	63
National Service Life Insurance.....	-88	-214	-176	7,541	7,415	7,327
United States Government Life Insurance Fund.....	(**)	-2	-1	17	16	15
Veterans Special Life Insurance Fund.....	-11	4	9	1,981	1,997	1,985
Corps of Engineers.....	87	273	678	6,377	6,562	6,650
Other Defense Civil Programs:						
Military Retirement Fund.....	-2,682	57,500	52,177	326,040	386,222	383,540
Other.....	-9	-70	-27	2,171	2,110	2,101
Environmental Protection Agency.....	-91	639	133	6,959	7,690	7,599
National Aeronautics and Space Administration.....	(**)	(**)	(**)	15	15	15
Office of Personnel Management:						
Civil Service Retirement and Disability Fund:						
Treasury Securities.....	-3,962	-534	166	803,813	807,241	803,278
Employees Life Insurance Fund.....	307	855	950	39,678	40,227	40,533
Employees and Retired Employees Health Benefits Fund.....	153	459	1,319	19,194	19,500	19,653
Social Security Administration:						
Federal Old-Age and Survivors Insurance Trust						
Fund.....	-5,207	39,214	36,923	2,492,531	2,536,952	2,531,745
Federal Disability Insurance Trust Fund.....	-3,645	-13,000	-11,399	161,965	152,610	148,965
Independent Agencies:						
Harry S. Truman Memorial Scholarship Trust Fund.....	-10	-10	-3	48	48	38
Japan-United States Friendship Commission.....	(**)	(**)	.....	39	39	38
Railroad Retirement Board:						
Treasury Securities.....	47	-185	-433	2,157	1,925	1,972
Agency Securities.....	.....	.....	2	6	6	6
Other.....	-33	254	16	946	1,232	1,199
Total Treasury Securities.....	-17,728	88,755	67,770	4,256,166	4,362,649	4,344,921
Total Agency Securities.....	.....	.....	2	6	6	6
<b>Total Trust Funds.....</b>	<b>-17,728</b>	<b>88,755</b>	<b>67,772</b>	<b>4,256,172</b>	<b>4,362,655</b>	<b>4,344,927</b>
<b>Grand Total.....</b>	<b>-18,095</b>	<b>102,452</b>	<b>90,065</b>	<b>4,658,307</b>	<b>4,778,855</b>	<b>4,760,759</b>

... No Transactions  
 (\*\*) Less than \$500,000

Note: Investments are in Treasury securities unless otherwise noted.  
 Note: Details may not add to totals due to rounding.

**Table 6. Schedule E-Net Activity, Guaranteed and Direct Loan Financing, February 2012 and Other Periods**

Classification	[\$ millions]					
	Net Transactions (-) denotes net reduction of assets accounts			Account Balances Current Fiscal Year		
	This Month	Fiscal Year to Date		Beginning of		Close of This Month
This Year		Prior Year	This Year	This Month		
<b>Guaranteed Loan Financing Activity:</b>						
Department of Agriculture:						
Farm Service Agency:						
Commodity Credit Corporation Export Fund .....	-2	-25	151	524	500	499
Agricultural Credit Insurance Fund.....	1	5	-4	-285	-281	-280
Rural Housing Service:						
Rural Community Facility Loans .....	-1	-2	(**)	-56	-57	-59
Rural Housing Insurance Fund .....	7	-28	-100	-2,022	-2,057	-2,051
Rural Business-Cooperative Service:						
Rural Business and Industry Loans .....	-3	33	(**)	-323	-287	-290
Renewable Energy Guaranteed Loan Account .....	(**)	-4	-1	-15	-18	-19
Biorefinery Assistance Loan Account .....	(**)	13	.....	-63	-50	-50
Rural Utilities Service:						
Rural Water and Waste Disposal Fund .....	(**)	(**)	(**)	-24	-24	-24
Department of Commerce:						
General Administration:						
Emergency Oil, Gas, and Steel Account.....	.....	.....	(**)	5	5	5
National Oceanic and Atmospheric Administration:						
Fishing Vessel Obligations.....	.....	(**)	(**)	1	1	1
Department of Defense-Military Programs .....	.....	.....	(**)	-17	-17	-17
Department of Education:						
Office of Student Financial Assistance:						
Federal Family Education Loans.....	-554	-1,305	-885	15,755	15,004	14,450
Department of Energy:						
Title 17 Innovative Technology Loans.....	-1	-18	-6	-77	-93	-94
Department of Health and Human Services:						
Health Resources and Services Administration:						
Health Center Loans.....	(**)	(**)	(**)	-3	-3	-3
Health Education Assistance Loans.....	2	5	2	-72	-69	-67
Department of Housing and Urban Development:						
Public and Indian Housing Programs:						
Indian Housing Loans .....	-2	-2	(**)	-29	-30	-32
Native Hawaiian Housing Loans .....	(**)	(**)	(**)	-7	-7	-7
Community Planning and Development:	(**)	-2	(**)	-90	-92	-92
Housing Programs:						
FHA-Mutual Mortgage Insurance Loans .....	507	2,475	4,265	-25,467	-23,500	-22,992
FHA-General and Special Risk Fund .....	101	423	418	-7,140	-6,818	-6,717
Home Ownership Preservation Entity Fund .....	(**)	(**)	-3	-19	-19	-19
Government National Mortgage Association:						
Guarantees of Mortgage-Backed Securities .....	63	748	542	5,698	6,384	6,447

**Table 6. Schedule E-Net Activity, Guaranteed and Direct Loan Financing, February 2012 and Other Periods**

Classification	[\$ millions]					
	Net Transactions (-) denotes net reduction of assets accounts			Account Balances Current Fiscal Year		
	This Month	Fiscal Year to Date		Beginning of		Close of This Month
This Year		Prior Year	This Year	This Month		
<b>Guaranteed Loan Financing Activity:—Continued</b>						
Department of the Interior:						
Bureau of Indian Affairs .....	26	22	-3	-69	-73	-47
Department of Transportation:						
Office of the Secretary:						
Minority Business Resource Center Fund.....	.....	(**)	(**)	(**)	(**)	(**)
Federal Highway Administration:						
Transportation Infrastructure Finance and Innovation Fund.....	.....	.....	.....	(**)	(**)	(**)
Maritime Administration:						
Maritime Guaranteed Loan (Title XI) Fund.....	-1	-57	2	-93	-149	-150
Department of the Treasury:						
Departmental Offices:						
Air Transportation Stabilization Fund.....	.....	.....	.....	(**)	(**)	(**)
Troubled Assets Insurance Financing Fund.....	.....	.....	-2,316	773	773	773
Troubled Asset Relief Program.....	.....	.....	.....	-1	-1	-1
Department of Veterans Affairs:						
Veterans Benefits Administration:						
Veterans Housing Benefit Program Fund.....	28	13	255	-3,492	-3,508	-3,480
Guaranteed Transitional Housing Loans for Homeless Veterans.....	(**)	(**)	(**)	(**)	(**)	(**)
International Assistance Program:						
Agency for International Development:						
Loan Guarantees to Israel .....	.....	.....	.....	-1,972	-1,972	-1,972
Urban and Environmental Credit Guaranteed Loans .....	(**)	1	1	-74	-73	-73
Microenterprise and Small Enterprise Development .....	(**)	(**)	(**)	.....	(**)	(**)
Development Credit Authority Loan Fund .....	(**)	-1	-4	-37	-39	-38
Loan Guarantees to Egypt .....	.....	.....	.....	-201	-201	-201
Overseas Private Investment Corporation .....	7	-41	-34	-83	-132	-125
Small Business Administration:						
Business Loan Fund .....	17	313	838	-1,824	-1,527	-1,510
Independent Agencies:						
Export-Import Bank of the United States.....	-27	-148	-105	-1,310	-1,431	-1,458
<b>Net Activity, Guaranteed Loan Financing .....</b>	<b>169</b>	<b>2,417</b>	<b>3,011</b>	<b>-22,110</b>	<b>-19,863</b>	<b>-19,693</b>

**Table 6. Schedule E-Net Activity, Guaranteed and Direct Loan Financing, February 2012 and Other Periods**

Classification	[\$ millions]					
	This Month	Net Transactions (-) denotes net reduction of assets accounts		Account Balances Current Fiscal Year		
		Fiscal Year to Date		Beginning of		Close of
	This Year	Prior Year	This Year	This Month	This Month	
<b>Direct Loan Financing Activity:</b>						
Department of Agriculture:						
Farm Service Agency:						
Agricultural Credit Insurance Fund.....	22	-239	-170	6,780	6,519	6,541
Farm Storage Facility Loans.....	1	42	89	683	724	725
Apple Loans Fund.....		(**)	(**)	(**)	(**)	(**)
Emergency Boll Weevil Loan Fund.....			(**)	-1	-1	-1
Natural Resources Conservation Service:						
Agricultural Resource Conservation Demonstration Program.....				(**)	(**)	(**)
Rural Housing Service:						
Rural Community Facility Loans Fund.....	11	112	218	3,387	3,489	3,499
Rural Housing Insurance Fund.....	-23	-63	64	15,307	15,266	15,244
Multifamily Housing Revitalization Loan Account.....	2	14	23	159	170	172
Rural Business-Cooperative Service:						
Rural Business and Industry Loan Fund.....	-1	-2	-1	15	14	13
Rural Development Loan Fund.....	(**)	-7	-7	297	291	290
Rural Economic Development Loan Fund.....	(**)	1	4	100	102	101
Rural Microenterprise Investment Loans.....	(**)	2	1	7	9	9
Rural Utilities Service:						
Rural Water and Waste Disposal Loans.....	-20	18	230	9,283	9,321	9,301
Rural Electrification and Telecommunications Fund.....	102	1,054	634	42,218	43,170	43,272
Rural Telephone Bank.....	-5	-20	-17	393	378	373
Distance Learning and Telemedicine Program.....	22	115	53	714	806	829
Rural Development Insurance Fund.....				1,065	1,065	1,065
Foreign Agricultural Service:						
P.L. 480 Direct Loan Fund.....	-2	-72	-75	917	847	845
International Debt Reduction.....	(**)	-4	-5	28	24	24
Department of Commerce:						
National Oceanic and Atmospheric Administration:						
Fisheries Finance.....	-7	7	10	539	553	546
Department of Defense-Military Programs.....	-3	47	38	778	828	825
Department of Education:						
Office of Postsecondary Education:						
College Housing and Academic Facilities Loans.....	(**)	(**)	(**)	7	7	7
Historically Black College and University Capital Financing Fund.....	12	18	21	437	443	455
Office of Student Financial Assistance:						
Federal Direct Student Loans.....	9,211	66,094	59,771	374,758	431,641	440,852
Teach Grant Loans.....	17	50	57	253	286	303
Temporary Student Loan Purchase Authority.....	-722	-3,854	-942	118,457	115,325	114,603
Department of Energy:						
Advanced Technology Vehicles Manufacturing Loans.....	79	437	373	3,359	3,718	3,797
Title 17 Innovative Technology Loans.....	85	863	312	1,700	2,478	2,563
Department of Health and Human Services:						
Consumer Operated and Oriented Plan.....	6	6				6
Department of Homeland Security:						
Disaster Assistance Loan Fund.....	(**)	-5	-9	-11	-16	-16
Department of Housing and Urban Development:						
Housing Programs:						
Emergency Homeowners' Relief Fund.....	(**)	(**)		(**)	1	(**)
FHA-Mutual Mortgage Insurance Loans.....		(**)	(**)	-5	-5	-5
FHA-General and Special Risk Fund.....				(**)	(**)	(**)
Green Retrofit Program for Multifamily Housing Fund.....	(**)	-2	5	15	13	13

**Table 6. Schedule E-Net Activity, Guaranteed and Direct Loan Financing, February 2012 and Other Periods**

Classification	[\$ millions]					
	Net Transactions (-) denotes net reduction of assets accounts			Account Balances Current Fiscal Year		
	This Month	Fiscal Year to Date		Beginning of		Close of This Month
This Year		Prior Year	This Year	This Month		
<b>Direct Loan Financing Activity:—Continued</b>						
Department of the Interior:						
Bureau of Reclamation .....				18	18	18
Bureau of Indian Affairs .....	2	1	(**)	3	3	5
Assistance to American Samoa Loan Fund .....				10	10	10
Department of State:						
Administration of Foreign Affairs:						
Repatriation Loans .....	(**)	(**)	(**)	-9	-9	-9
Department of Transportation:						
Federal Highway Administration:						
Transportation Infrastructure Finance and Innovation Fund .....	2	124	555	3,600	3,722	3,724
Federal Railroad Administration:						
Railroad Rehabilitation and Improvement Loan Fund .....	62	113	9	491	542	605
Department of the Treasury:						
Departmental Offices:						
Community Development Financial Institutions Fund .....	(**)	-2	-2	36	34	33
GSE Mortgage-Backed Securities Purchase Program .....	-12,151	-60,916	-26,358	69,107	20,341	8,190
Temporary Credit and Liquidity Program .....	-117	-148	-170	14,338	14,307	14,189
Troubled Asset Relief Program .....	-561	-2,775	-24,391	103,363	101,148	100,587
Small Business Lending Program .....		-46		3,736	3,690	3,690
Financial Management Service .....				(**)	(**)	(**)
Department of Veterans Affairs:						
Veterans Benefits Administration:						
Veterans Housing Benefit Program Fund .....	7	-142	59	1,423	1,273	1,281
Native American Veteran Housing Fund .....	(**)	-1	2	65	65	64
Vocational Rehabilitation Loan Fund .....	(**)	(**)	(**)	1	1	1
Environmental Protection Agency:						
Abatement, Control, and Compliance Loan Program .....		-1	-1	2	1	1
International Assistance Program:						
International Security Assistance:						
Foreign Military Loan Program .....				11	11	11
Military Debt Reduction .....				32	32	32
Agency for International Development:						
International Debt Reduction .....	-4	-16	-53	141	129	124
Overseas Private Investment Corporation .....	20	87	93	1,369	1,436	1,456
International Monetary Programs .....	-1	-3		-29	-31	-32
Small Business Administration:						
Business Loan Fund .....	2	4	(**)	98	100	102
Disaster Loan Fund .....	-37	-118	-215	6,163	6,082	6,045
Independent Agencies:						
Export-Import Bank of the United States .....	821	2,902	345	6,800	8,881	9,702
Federal Communications Commission:						
Spectrum Auction Loan Fund .....	(**)	(**)	-40	13	13	13
<b>Net Activity, Direct Loan Financing .....</b>	<b>-3,170</b>	<b>3,673</b>	<b>10,513</b>	<b>792,423</b>	<b>799,267</b>	<b>796,096</b>

Note: Federal credit programs provide benefits to the public in the form of direct loans and loan guarantees. This table reflects cash transactions and balances of the nonbudgetary financing fund accounts that result from the disbursement of loans, collection of fees, repayment of principle, sale of collateral, interest, and subsidy received from the credit program accounts at net present value in accordance with the Credit Reform Act of 1990. Unreimbursed costs such as administrative expenses and subsidy payments are reported on a cash basis and included within each program's budgetary totals in Table 5.

... No Transactions

(\*\*) Less than \$500,000

Note: Details may not add to total due to rounding.

**Table 7. Receipts and Outlays of the U.S. Government by Month, Fiscal Year 2012**

[\$ millions]

Classification	Oct.	Nov.	Dec.	Jan.	Feb.	March	April	May	June	July	Aug.	Sept.	Fiscal Year to Date	Comparable Period Prior F.Y.
<b>Receipts:</b>														
Individual Income Taxes .....	86,747	70,671	112,952	133,424	21,460								425,253	422,841
Corporation Income Taxes.....	2,466	1,637	51,510	4,549	405								60,566	38,179
Social Insurance And Retirement Receipts:														
Employment and General Retirement.....	54,528	58,501	54,691	74,823	60,552								303,096	311,008
Unemployment Insurance.....	2,745	4,878	3,711	4,169	3,924								19,426	15,380
Other Retirement.....	293	347	318	290	290								1,538	1,706
Excise Taxes .....	4,870	6,708	6,220	5,771	4,907								28,475	25,923
Estate and Gift Taxes .....	1,021	967	1,003	947	1,278								5,216	54
Customs Duties .....	2,844	2,626	2,217	2,268	2,339								12,294	11,905
Miscellaneous Receipts .....	7,558	6,067	7,341	8,079	8,260								37,304	42,006
<b>Total--Receipts This Year.....</b>	<b>163,072</b>	<b>152,402</b>	<b>239,963</b>	<b>234,319</b>	<b>103,413</b>								<b>893,169</b>	<b>.....</b>
(On-Budget).....	123,769	110,346	201,911	178,871	57,954								672,851	.....
(Off-Budget).....	39,303	42,056	38,052	55,448	45,459								220,318	.....
<i>Total--Receipts Prior Year .....</i>	<i>145,951</i>	<i>148,970</i>	<i>236,875</i>	<i>226,550</i>	<i>110,656</i>								<i>.....</i>	<i>869,003</i>
<i>(On Budget) .....</i>	<i>99,702</i>	<i>99,222</i>	<i>197,098</i>	<i>171,448</i>	<i>67,556</i>								<i>.....</i>	<i>635,026</i>
<i>(Off Budget) .....</i>	<i>46,249</i>	<i>49,748</i>	<i>39,778</i>	<i>55,102</i>	<i>43,100</i>								<i>.....</i>	<i>233,977</i>
<b>Outlays:</b>														
Legislative Branch .....	413	394	384	366	368								1,925	1,985
Judicial Branch .....	580	556	567	572	561								2,837	2,859
Department of Agriculture:														
Commodity Credit Corporation and Foreign Agricultural Service.....	6,315	2,060	1,051	466	-98								9,794	11,474
Other .....	11,687	9,037	12,928	13,031	10,782								57,464	51,780
Department of Commerce.....	899	931	940	811	989								4,571	4,425
Department of Defense:														
Military Programs:														
Military Personnel .....	23,231	12,034	16,032	6,560	11,675								69,531	73,572
Operation and Maintenance.....	20,458	22,764	24,608	21,799	23,410								113,039	112,922
International Reconstruction and Other Assistance .....	(**)	(**)	(**)	(**)	(**)								(**)	1
Procurement.....	8,811	9,794	10,749	12,997	11,182								53,533	54,464
Research, Development, Test, and Evaluation.....	3,890	5,992	7,339	4,371	5,167								26,760	29,915
Military Construction .....	1,351	1,491	1,431	1,154	1,145								6,572	8,462
Family Housing.....	168	195	222	131	221								937	1,305
Revolving and Management Funds .....	-191	724	1,243	299	-491								1,583	881
Other .....	336	139	-541	110	-216								-172	-110
<b>Total Military Programs .....</b>	<b>58,055</b>	<b>53,132</b>	<b>61,084</b>	<b>47,420</b>	<b>52,093</b>								<b>271,784</b>	<b>281,411</b>
Department of Education .....	4,075	6,628	6,438	367	10,108								27,616	42,643
Department of Energy.....	2,983	2,835	3,233	2,593	2,677								14,321	13,998
Department of Health and Human Services:														
National Institutes of Health.....	2,577	2,688	2,638	2,603	2,610								13,114	13,773
Centers for Medicare And Medicaid Services:														
Grants to States for Medicaid .....	19,652	20,881	20,756	17,885	19,908								99,082	119,075
Federal Hospital Ins. Trust Fund.....	15,174	20,989	20,347	20,018	21,926								98,454	98,843
Federal Supp. Med. Ins. Trust Fund .....	14,529	24,843	23,995	21,859	23,496								108,721	114,840
Other .....	15,934	20,414	20,102	21,167	19,094								96,711	99,466
Administration for Children and Families.....	4,005	4,347	4,418	3,785	4,021								20,577	23,054
Other .....	-18,722	-22,213	-21,996	-23,894	-20,455								-107,280	-110,987
Department of Homeland Security.....	5,002	4,578	4,754	3,397	3,236								20,967	18,110
Department of Housing and Urban Development .....	3,921	4,090	4,180	3,626	3,867								19,684	20,554
Department of the Interior .....	1,019	1,213	1,013	940	995								5,181	5,471
Department of Justice.....	3,049	2,562	2,587	2,463	2,379								13,039	12,825
Department of Labor:														
Unemployment Trust Fund .....	7,779	8,791	8,432	9,754	8,852								43,609	53,604
Other .....	-690	1,359	1,510	567	675								3,422	5,792
Department of State.....	2,233	2,547	2,796	1,796	1,404								10,776	10,158
Department of Transportation:														
Highway Trust Fund.....	3,811	3,329	3,430	2,202	2,291								15,063	13,510
Other .....	3,482	3,205	3,491	2,695	2,605								15,479	17,615
Department of the Treasury:														
Interest on Treasury Debt Securities (Gross).....	27,771	21,709	98,114	21,106	17,414								186,115	191,121
Other .....	5,188	3,155	13,434	4,163	51,600								77,540	79,629



**Table 7. Receipts and Outlays of the U.S. Government by Month, Fiscal Year 2012**

Classification	[\$ millions]												Fiscal Year to Date	Comparable Period Prior F.Y.	
	Oct.	Nov.	Dec.	Jan.	Feb.	March	April	May	June	July	Aug.	Sept.			
<b>Outlays:—Continued</b>															
<b>Department of Veterans Affairs:</b>															
Compensation And Pensions.....	585	4,541	8,808	501	4,792									19,228	21,362
National Service Life.....	72	75	81	84	88									400	388
Other .....	5,332	5,369	5,639	5,147	5,355									26,841	27,422
Corps of Engineers .....	755	719	844	580	541									3,440	4,609
Other Defense Civil Programs .....	-696	4,829	9,356	1,049	5,265									19,802	22,029
Environmental Protection.....	549	948	927	910	766									4,101	4,962
Executive Office of the President.....	34	27	31	29	32									152	199
General Services Administration.....	112	66	277	-5	61									512	541
<b>International Assistance Program:</b>															
International Security Assistance.....	444	365	1,802	2,720	295									5,626	4,553
Multilateral Assistance .....	460	100	5	21	6									592	1,012
Agency for International Development .....	360	620	272	397	707									2,354	1,976
Other .....	-43	1,418	304	-50	282									1,912	-610
National Aeronautics and Space Administration .....	1,168	1,523	1,734	975	1,278									6,676	7,067
National Science Foundation.....	610	537	569	564	513									2,793	2,745
Office of Personnel Management .....	6,972	6,043	5,964	6,946	6,524									32,448	30,322
Small Business Administration.....	113	103	95	101	82									493	629
<b>Social Security Administration:</b>															
<b>Federal Old-Age and Survivors Ins.</b>															
Trust Fund (Off-Budget).....	50,352	50,408	51,017	52,298	52,913									256,988	245,739
<b>Federal Disability Ins. Trust</b>															
Fund (Off-Budget).....	10,980	10,887	11,164	11,534	11,628									56,192	53,738
Other .....	156	4,204	8,178	584	3,806									16,928	20,321
<b>Independent Agencies:</b>															
<b>Fed. Deposit Ins. Corp:</b>															
Deposit Insurance Fund.....	804	-1,058	1,105	1,120	1,039									3,009	783
FSLIC Resolution Fund.....	-7	-2	51	(**)	-44									-2	-17
<b>Postal Service:</b>															
<b>Off-Budget:</b>															
Public Enterprise Funds.....	745	-776	290	-735	-122									-598	584
Other.....	34	20	.....	202	.....									256	110
Other .....	.....	.....	76	.....	-2									74	102
Tennessee Valley Authority .....	-356	422	186	295	29									575	163
Other Independent Agencies .....	6,632	921	3,390	2,361	1,736									15,040	-1,949
<b>Undistributed Offsetting Receipts:</b>															
Employer Share, Employee Retirement.....	-21,363	-5,519	-6,635	-5,420	-5,398									-44,336	-42,405
Interest Received by Trust Funds.....	-3,615	-511	-80,226	-1,058	157									-85,252	-90,707
Rents and Royalties on Outer Continental Shelf Lands.....	-370	-636	3	-1,178	-630									-2,811	-2,427
<b>Totals This Year:</b>															
Total Outlays.....	261,539	289,704	325,930	261,731	335,096									1,473,999	.....
(On-Budget).....	214,770	238,285	328,868	217,658	281,062									1,280,643	.....
(Off-Budget).....	46,768	51,419	-2,939	44,073	54,034									193,357	.....
Total-Surplus (+) or Deficit (-).....	-98,466	-137,302	-85,967	-27,412	-231,683									-580,830	.....
(On-Budget).....	-91,001	-127,939	-126,957	-38,787	-223,108									-607,791	.....
(Off-Budget).....	-7,465	-9,363	+40,991	+11,375	-8,575									+26,962	.....
Total Borrowing from the Public .....	132,149	134,758	59,058	124,724	150,351									601,040	541,275
Total-Outlays Prior Year .....	286,384	299,364	315,009	276,346	333,163									.....	1,510,266
(On-Budget).....	232,255	241,169	314,504	230,966	282,276									.....	1,301,170
(Off-Budget).....	54,128	58,195	505	45,380	50,887									.....	209,096
Total-Surplus (+) or Deficit (-) Prior Year .....	-140,432	-150,394	-78,134	-49,796	-222,507									.....	-641,264
(On-Budget).....	-132,553	-141,947	-117,406	-59,518	-214,721									.....	-666,144
(Off-Budget).....	-7,879	-8,447	+39,272	+9,722	-7,787									.....	+24,881

... No Transactions  
 (\*\*) Less than \$500,000

Note: Details may not add to totals due to rounding.

**Table 8. Trust Fund Impact on Budget Results and Investment Holdings as of February 29, 2012**

Classification	[\$ millions]								
	This Month			Fiscal Year to Date			Securities Held as Investments Current Fiscal Year		
	Receipts	Outlays	Excess	Receipts	Outlays	Excess	Beginning of		Close of This Month
							This Year	This Month	
<b>Trust Receipts, Outlays, and Investments Held:</b>									
Airport and Airway .....	1,305	1,075	230	4,650	4,793	-143	8,641	9,074	9,434
Black Lung Disability.....	71	22	49	245	112	133	.....	.....	.....
Federal Disability Insurance.....	8,127	11,628	-3,500	43,265	56,192	-12,927	161,965	152,610	148,965
Federal Employees Life and Health.....	.....	-461	461	.....	-1,306	1,306	58,872	59,726	60,186
Federal Employees Retirement.....	2,195	6,238	-4,044	30,342	30,627	-285	821,138	824,798	820,866
Federal Hospital Insurance.....	15,463	22,184	-6,721	93,175	99,089	-5,914	245,939	246,459	240,155
Federal Old-Age and Survivors Insurance.....	47,716	52,913	-5,197	296,534	256,988	39,546	2,492,531	2,536,952	2,531,745
Federal Supplementary Medical Insurance.....	23,474	23,496	-22	117,712	108,721	8,991	70,446	81,459	81,498
Hazardous Substance Superfund.....	27	96	-69	1,116	539	577	3,509	4,207	4,099
Highways.....	4,369	2,854	1,514	15,734	18,787	-3,053	16,302	14,385	15,915
Military Advances.....	1,709	1,974	-265	9,015	10,130	-1,116	.....	.....	.....
Military Retirement.....	1,463	4,406	-2,943	82,828	17,773	65,055	326,040	386,222	383,540
Railroad Retirement.....	1,653	1,142	510	3,441	5,392	-1,952	2,163	1,931	1,978
Unemployment.....	4,020	8,861	-4,840	39,792	43,652	-3,861	16,030	11,999	13,708
Veterans Life Insurance.....	6	106	-100	219	431	-212	9,539	9,427	9,327
All Other Trust.....	572	702	-130	2,719	2,344	375	23,056	23,407	23,509
<b>Total Trust Fund Receipts and Outlays and Investments Held from Table 6-D.....</b>	<b>112,169</b>	<b>137,237</b>	<b>-25,068</b>	<b>740,786</b>	<b>654,264</b>	<b>86,521</b>	<b>4,256,172</b>	<b>4,362,655</b>	<b>4,344,927</b>
Less: Interfund Transactions.....	41,297	41,297	.....	393,813	393,813	.....	.....	.....	.....
Trust Fund Receipts and Outlays on the Basis of Tables 4 & 5.....	70,872	95,940	-25,068	346,973	260,451	86,521	.....	.....	.....
<b>Total Federal Fund Receipts and Outlays</b>	<b>32,602</b>	<b>239,217</b>	<b>-206,615</b>	<b>546,555</b>	<b>1,213,906</b>	<b>-667,351</b>	.....	.....	.....
Less: Interfund Transactions.....	61	61	.....	359	359	.....	.....	.....	.....
Federal Fund Receipts and Outlays on the Basis of Table 4 & 5.....	32,541	239,156	-206,615	546,196	1,213,547	-667,351	.....	.....	.....
<b>Net Budget Receipts &amp; Outlays.....</b>	<b>103,413</b>	<b>335,096</b>	<b>-231,683</b>	<b>893,169</b>	<b>1,473,999</b>	<b>-580,830</b>	.....	.....	.....

Note: Interfund receipts and outlays are transactions between Federal funds and trust funds such as Federal payments and contributions, and interest and profits on investments in Federal securities. They have no net effect on overall budget receipts and outlays since the receipt side of such transactions is offset against budget outlays. In this table, Interfund receipts are shown as an adjustment to arrive at total receipts and outlays of trust funds respectively. ... No Transactions

**Table 9. Summary of Receipts by Source, and Outlays by Function of the U.S. Government, February 2012 and Other Periods**

Classification	[\$ millions]		
	This Month	Fiscal Year to Date	Comparable Period Prior Fiscal Year
<b>Receipts</b>			
Individual Income Taxes.....	21,460	425,253	422,841
Corporation Income Taxes.....	405	60,566	38,179
<b>Social Insurance and Retirement Receipts:</b>			
Employment and General Retirement.....	60,552	303,096	311,008
Unemployment Insurance.....	3,924	19,426	15,380
Other Retirement.....	290	1,538	1,706
Excise Taxes.....	4,907	28,475	25,923
Estate and Gift Taxes.....	1,278	5,216	54
Customs Duties.....	2,339	12,294	11,905
Miscellaneous Receipts.....	8,260	37,304	42,006
<b>Total.....</b>	<b>103,413</b>	<b>893,169</b>	<b>869,003</b>
<b>Net Outlays</b>			
National Defense.....	54,591	284,169	293,467
International Affairs.....	2,776	21,446	17,375
General Science, Space, and Technology.....	2,208	11,779	12,172
Energy.....	1,052	6,605	5,116
Natural Resources and Environment.....	2,785	16,425	18,965
Agriculture.....	809	15,073	15,202
Commerce and Housing Credit.....	1,724	19,808	-3,465
Transportation.....	6,327	37,359	37,691
Community and Regional Development.....	2,187	12,627	9,498
Education, Training, Employment and Social Services.....	14,844	42,334	56,770
Health.....	28,500	140,180	158,934
Medicare.....	39,555	176,861	185,199
Income Security.....	87,110	244,475	273,282
Social Security.....	64,518	313,147	299,354
Veterans Benefits and Services.....	10,297	46,670	49,283
Administration of Justice.....	4,082	23,095	23,632
General Government.....	1,181	9,706	8,164
Net Interest.....	16,577	99,386	94,459
Undistributed Offsetting Receipts.....	-6,028	-47,147	-44,832
<b>Total.....</b>	<b>335,096</b>	<b>1,473,999</b>	<b>1,510,266</b>

Note: Details may not add to totals due to rounding.

# Explanatory Notes

## 1. Flow of Data into Monthly Treasury Statement

The *Monthly Treasury Statement (MTS)* is assembled from data in the central accounting system. The major sources of data include monthly accounting reports by Federal entities and disbursing officers, and daily reports from the Federal Reserve banks. These reports detail accounting transactions affecting receipts and outlays of the Federal Government and off-budget Federal entities, and their related effect on the assets and liabilities of the U.S. Government. Information is presented in the *MTS* on a modified cash basis.

## 2. Notes on Receipts

Receipts included in the report are classified into the following major categories: (1) budget receipts and (2) offsetting collections (also called applicable receipts). Budget receipts are collections from the public that result from the exercise of the Government's sovereign or governmental powers, excluding receipts offset against outlays. These collections, also called governmental receipts, consist mainly of tax receipts (including social insurance taxes), receipts from court fines, certain licenses, and deposits of earnings by the Federal Reserve System. Refunds of receipts are treated as deductions from gross receipts.

Offsetting collections are from other Government accounts or the public that are of a business-type or market-oriented nature. They are classified into two major categories: (1) offsetting collections credited to appropriations or fund accounts, and (2) offsetting receipts (i.e., amounts deposited in receipt accounts). Collections credited to appropriation or fund accounts normally can be used without appropriation action by Congress. These occur in two instances: (1) when authorized by law, amounts collected for materials or services are treated as reimbursements to appropriations and (2) in the three types of revolving funds (public enterprise, intra governmental, and trust); collections are netted against spending, and outlays are reported as the net amount.

Offsetting receipts in receipt accounts cannot be used without being appropriated. They are subdivided into two categories: (1) proprietary receipts - these collections are from the public and they are offset against outlays by agency and by function, and (2) intra governmental funds - these are payments into receipt accounts from Governmental appropriation or fund accounts. The transactions may be intrabudgetary when the payment and receipt both occur within the budget or from receipts from off-budget Federal entities in those cases where payment is made by a Federal entity whose budget authority and outlays are excluded from the budget totals.

Intrabudgetary transactions are subdivided into three categories: (1) interfund transactions, where the payments are from one fund group (either Federal funds or trust funds) to a receipt account in the other fund group; (2) Federal intrafund transactions, where the payments and receipts both occur within the Federal fund group; and (3) trust intrafund transactions, where the payments and receipts both occur within the trust fund group.

Offsetting receipts are generally deducted from budget authority and outlays by function, by subfunction, or by agency. There are four types of receipts, however, that are deducted from budget totals as undistributed offsetting receipts. They are: (1) agencies' payments (including payments by off-budget Federal entities) as employers into employees retirement funds, (2) interest received by trust funds, (3) rents and royalties on the Outer Continental Shelf lands, and (4) other interest (i.e., interest collected on Outer Continental Shelf money in deposit funds when such money is transferred into the budget).

## 3. Notes on Outlays

Outlays are generally accounted for on the basis of checks issued, electronic funds transferred, or cash payments made. Certain outlays do not require issuance of cash or checks. An example is charges made against appropriations for that part of employees' salaries withheld for taxes or savings bond allotments - these are counted as payments to the employee and credits for whatever purpose the money was withheld. Outlays are stated net of offsetting collections (including receipts of revolving and management funds) and of refunds. Interest on the public debt (public issues) is recognized on the accrual basis. Federal credit programs subject to the Federal Credit Reform Act of 1990 use the cash

basis of accounting and are divided into two components. The portion of the credit activities that involve a cost to the Government (mainly subsidies) is included within the budget program accounts. The remaining portion of the credit activities are in non-budget financing accounts. Outlays of off-budget Federal entities are excluded by law from budget totals. However, they are shown separately and combined with the on-budget outlays to display total Federal outlays.

## 4. Processing

The data on payments and collections are reported by account symbol into the central accounting system. In turn, the data are extracted from this system for use in the preparation of the *MTS*.

There are two major checks which are conducted to assure consistency of the data reported:

1. Verification of payment data. The monthly payment activity reported by Federal entities on the Statements of Transactions is compared to the payment activity of Federal entities as reported by disbursing officers.
2. Verification of collection data. Reported collections appearing on Statements of Transactions are compared to deposits as reported by Federal Reserve Banks.

## 5. Other Sources of Information About Federal Government Financial Activities

- *A Glossary of Terms Used in the Federal Budget Process, 2005* (Available from the U.S. Government Accountability Office, at <http://www.gao.gov/new.items/do5734sp.pdf>/September, or by calling 202-512-6000. This glossary provides a basic reference document of standardized definitions of terms used by the Federal Government in the budget making process.
- *Daily Treasury Statement* (Available on the internet at <http://www.fms.treas.gov/dts/>). The *Daily Treasury Statement* is published each working day of the Federal Government and provides data on the cash and debt operations of the Treasury.
- *Monthly Statement of the Public Debt of the United States* (Available on the internet at <http://www.treasurydirect.gov/govt/reports/pd/mspd/nspd.htm>). This publication provides detailed information concerning the public debt.
- *Treasury Bulletin* (Available from GPO, Washington, D.C. 20401 on a subscription or single copy and on the internet at <http://fms.treas.gov/bulletin/index.html>). Quarterly, contains a mix of narrative, tables, and charts on Treasury issues, Federal financial operations, international statistics, and special reports.
- *Budget of the United States Government, Fiscal Year 20\_\_* (Available from GPO, Washington, D.C. 20401 on a subscription basis only and on the internet at <http://www.access.gpo.gov/usbudget>). This publication is a single volume which provides budget information and contains:
  - *Appendix, The Budget of the United States Government, FY 20\_\_*
  - *The United States Budget in Brief, FY 20\_\_*
  - *Analytical Perspectives*
  - *Historical Tables*
- *Combined Statement of Receipts, Outlays, and Balances of the United States Government* (Available from Financial Management Services, U.S. Department of Treasury, Washington, D.C. 20227 and on the internet at <http://fms.treas.gov/annualreport/index.html>). This report includes budgetary results at the summary level and presents individual receipt and appropriation accounts at the detail level.

**Scheduled Release**

**The release date for the March 2012 Statement  
will be 2:00 p.m. EST April 11, 2012.**

Internet service subscribers can access the current issue of the Monthly Treasury Statement through the  
Financial Management Service's website:

<http://www.fms.treas.gov/mts/index.html>