

# Monthly Treasury Statement

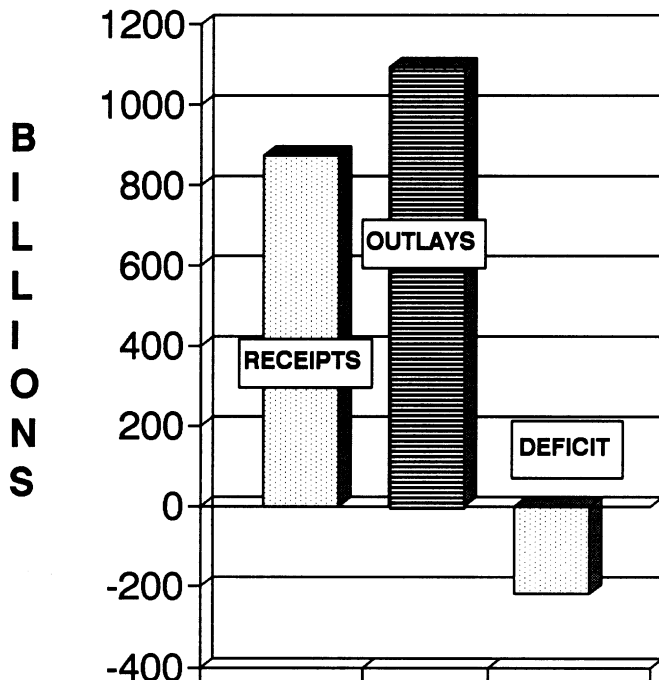
of Receipts and Outlays  
of the United States Government

For Fiscal Year 2006 Through **February 28, 2006**, and Other Periods

## Highlight

The Interest on Treasury debt securities is \$21 billion, which is 9 percent of the total current month Federal Outlays.

### RECEIPTS, OUTLAYS, AND SURPLUS/DEFICIT THROUGH FEBRUARY 2006



#### Contents

Summary, page 2

Receipts, page 6

Outlays, page 7

Means of financing, page 20

Receipts/outlays by month, page 28

Federal trust funds/securities, page 30

Receipts by source/outlays by  
function, page 30

Explanatory notes, page 31

Compiled and Published by

*Department of the Treasury*  
**Financial Management Service**

# Introduction

The *Monthly Treasury Statement of Receipts and Outlays of the United States Government (MTS)* is prepared by the Financial Management Service, Department of the Treasury, and after approval by the Fiscal Assistant Secretary of the Treasury, is normally released on the 8th workday of the month following the reporting month. The publication is based on data provided by Federal entities, disbursing officers, and Federal Reserve banks.

## Audience

The *MTS* is published to meet the needs of: Those responsible for or interested in the cash position of the Treasury; Those who are responsible for or interested in the Government's budget results; and individuals and businesses whose operations depend upon or are related to the Government's financial operations.

## Disclosure Statement

This statement summarizes the financial activities of the Federal Government and off-budget Federal entities conducted in accordance with the Budget of the U.S. Government, i.e., receipts and outlays of funds, the surplus or deficit, and the means of financing the deficit or disposing of the surplus. Information is presented on a modified cash basis: receipts are accounted for on the basis of collections; refunds of receipts are treated as deductions from gross receipts; revolving and

management fund receipts, reimbursements and refunds of monies previously expended are treated as deductions from gross outlays; and interest on the public debt (public issues) is recognized on the accrual basis. Major information sources include accounting data reported by Federal entities, disbursing officers, and Federal Reserve banks.

## Triad of Publications

The *MTS* is part of a triad of Treasury financial reports. The *Daily Treasury Statement* is published each working day of the Federal Government. It provides data on the cash and debt operations of the Treasury based upon reporting of the Treasury account balances by Federal Reserve banks. The *MTS* is a report of Government receipts and outlays, based on agency reporting. The *Combined Statement of Receipts, Outlays, and Balances of the United States Government* is the official publication of the detailed receipts and outlays of the Government. It is published annually in accordance with legislative mandates given to the Secretary of the Treasury.

## Data Sources and Information

The Explanatory Notes section of this publication provides information concerning the flow of data into the *MTS* and sources of information relevant to the *MTS*.

**Table 1. Summary of Receipts, Outlays, and the Deficit/Surplus of the U.S. Government, Fiscal Years 2005 and 2006, by Month**

[\$ millions]			
Period	Receipts	Outlays	Deficit/Surplus (-)
<b>FY 2005</b>			
October .....	136,896	194,196	57,300
November .....	134,547	192,448	57,901
December .....	215,749	218,603	2,853
January .....	202,217	193,639	-8,578
February .....	100,871	214,814	113,942
March .....	148,759	219,971	71,211
April .....	277,614	219,902	-57,711
May .....	152,731	188,151	35,420
June .....	234,808	211,888	-22,920
July .....	142,092	195,463	53,372
August .....	155,438	206,770	51,333
September .....	251,628	215,972	-35,656
<b>Year-to-Date .....</b>	<b>12,153,350</b>	<b>12,471,817</b>	<b>1318,467</b>
<b>FY 2006</b>			
October .....	149,488	196,718	47,231
November .....	138,840	221,899	83,059
December .....	241,883	230,903	-10,980
January .....	230,010	209,022	-20,988
February .....	112,853	232,052	119,199
<b>Year-to-Date .....</b>	<b>873,073</b>	<b>1,090,593</b>	<b>217,519</b>

<sup>1</sup>The receipt, outlay, and deficit figures differ from the *FY 2007 Budget*, released by the Office of Management and Budget on February 6, 2006. The deficit figure differs by \$121 million due mainly to revisions in the data following the release of the Final Monthly Treasury Statement.

Note: Details may not add to totals due to rounding.

**Table 2. Summary of Budget and Off-Budget Results and Financing of the U.S. Government, February 2006 and Other Periods**

[\$ millions]

Classification	This Month	Current Fiscal Year to Date	Budget Estimates Full Fiscal Year <sup>1</sup>	Prior Fiscal Year to Date (2005)	Budget Estimates Next Fiscal Year (2007) <sup>1</sup>
<b>Total on-budget and off-budget results:</b>					
Total receipts .....	112,853	873,073	2,285,491	790,281	2,415,852
On-budget receipts .....	65,092	638,359	1,675,526	567,691	1,773,533
Off-budget receipts .....	47,761	234,714	609,965	222,590	642,319
Total outlays .....	232,052	1,090,593	2,708,677	1,013,699	2,770,097
On-budget outlays .....	187,771	926,621	2,277,667	861,521	2,316,952
Off-budget outlays .....	44,281	163,971	431,010	152,179	453,145
Total surplus (+) or deficit (-) .....	-119,199	-217,519	-423,186	-223,419	-354,245
On-budget surplus (+) or deficit (-) .....	-122,678	-288,262	-602,141	-293,830	-543,419
Off-budget surplus (+) or deficit (-) .....	+3,480	+70,743	+178,955	+70,411	+189,174
Total on-budget and off-budget financing .....	119,199	217,519	423,186	223,419	354,245
<b>Means of financing:</b>					
Borrowing from the public .....	45,128	167,228	426,693	201,705	372,565
Reduction of operating cash, increase (-) .....	50,746	17,574	.....	16,726	.....
By other means .....	23,324	32,718	-3,507	4,988	-18,320

<sup>1</sup>These estimates are based on the *FY 2007 Budget*, released by the Office of Management and Budget on February 6, 2006.

... No Transactions.  
Note: Details may not add to totals due to rounding.

**Figure 1. Monthly Receipts, Outlays, and Budget Deficit/Surplus of the U.S. Government, Fiscal Years 2005 and 2006**

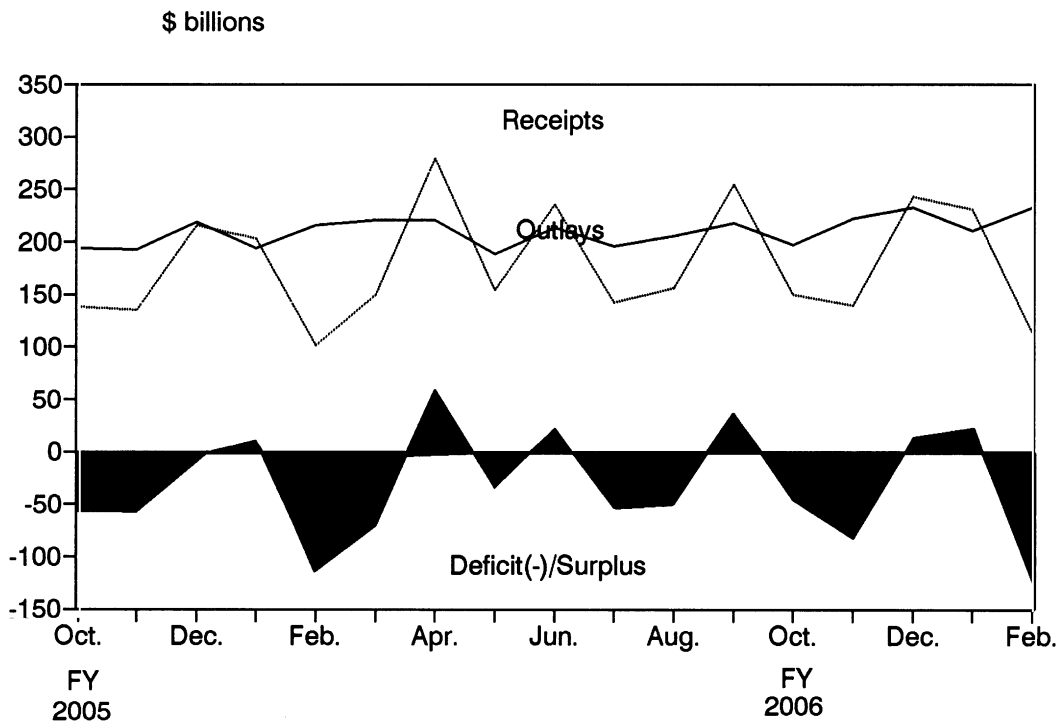


Figure 2. Monthly Receipts of the U.S. Government, by Source, Fiscal Years 2005 and 2006

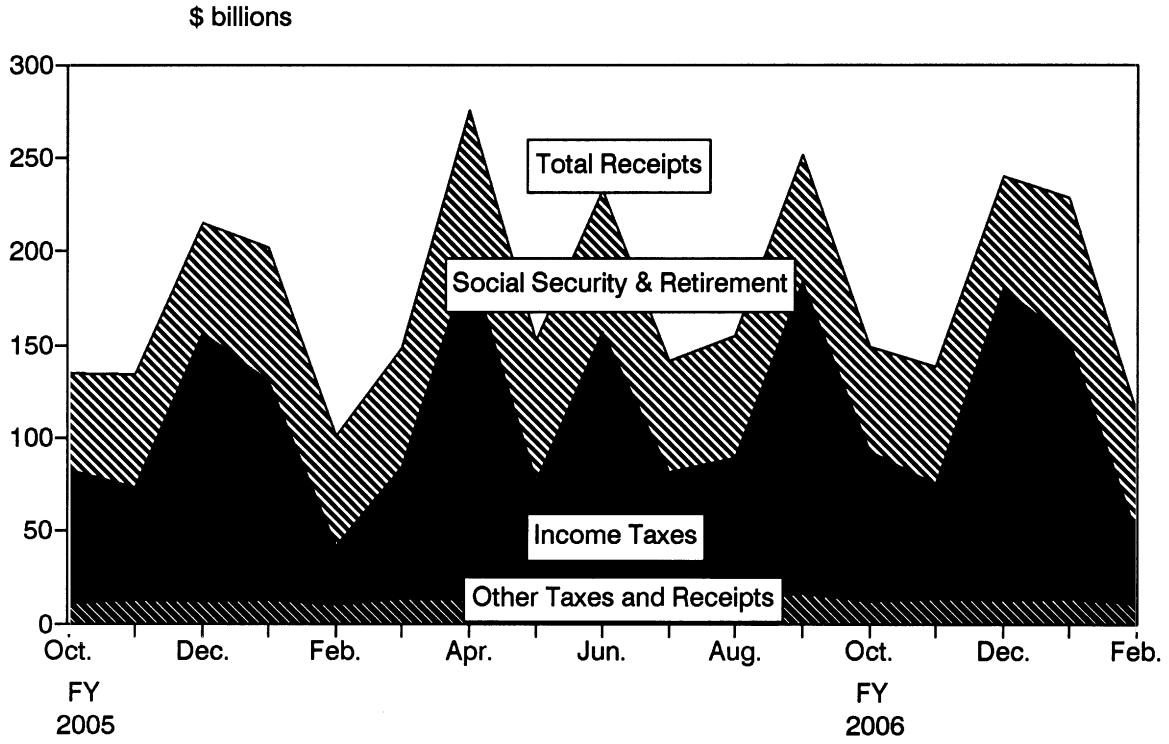
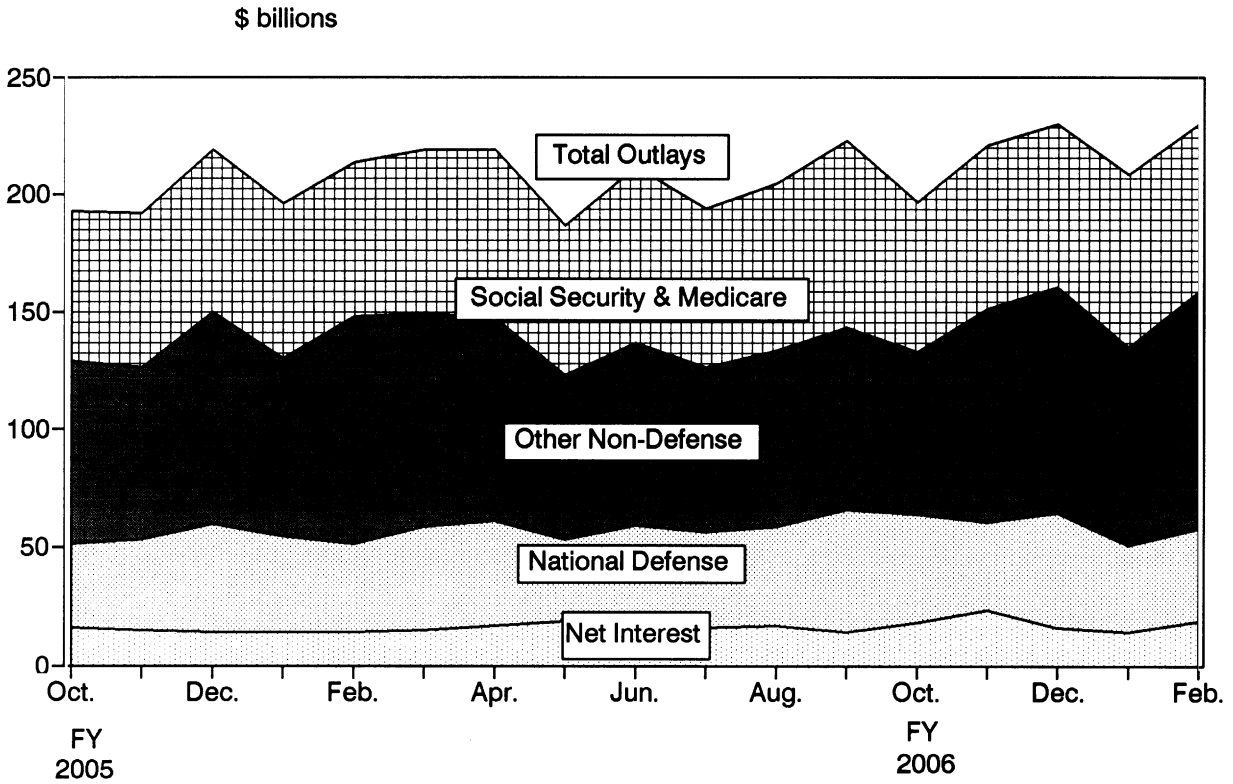


Figure 3. Monthly Outlays of the U.S. Government, by Function, Fiscal Years 2005 and 2006



**Table 3. Summary of Receipts and Outlays of the U.S. Government, February 2006 and Other Periods**

[\$ millions]

Classification	This Month	Current Fiscal Year to Date	Comparable Prior Period Year to Date	Budget Estimates Full Fiscal Year <sup>1</sup>
<b>Budget Receipts</b>				
Individual income taxes .....	33,439	393,341	354,851	997,599
Corporation income taxes .....	4,242	94,312	72,757	277,122
Social insurance and retirement receipts:				
Employment and general retirement (off-budget) .....	47,761	234,714	222,590	609,965
Employment and general retirement (on-budget) .....	13,173	73,405	68,500	181,818
Unemployment insurance .....	3,326	11,964	10,874	44,832
Other retirement .....	309	1,803	1,813	4,472
Excise taxes .....	4,394	27,430	26,890	73,511
Estate and gift taxes .....	1,724	9,743	9,780	27,523
Customs duties .....	1,844	9,826	9,341	25,887
Miscellaneous receipts .....	2,641	16,536	12,886	42,762
<b>Total Receipts .....</b>	<b>112,853</b>	<b>873,073</b>	<b>790,281</b>	<b>2,285,491</b>
<b>(On-budget) .....</b>	<b>65,092</b>	<b>638,359</b>	<b>567,691</b>	<b>1,675,526</b>
<b>(Off-budget) .....</b>	<b>47,761</b>	<b>234,714</b>	<b>222,590</b>	<b>609,965</b>
<b>Budget Outlays</b>				
Legislative Branch .....	332	1,795	1,641	4,427
Judicial Branch .....	442	2,369	2,261	6,088
Department of Agriculture .....	7,711	52,972	46,726	95,712
Department of Commerce .....	455	2,607	2,471	6,462
Department of Defense-Military .....	38,518	202,080	187,640	512,079
Department of Education .....	5,682	28,953	29,656	83,984
Department of Energy .....	1,407	8,365	8,396	21,703
Department of Health and Human Services .....	48,084	242,091	230,711	641,464
Department of Homeland Security .....	6,325	38,891	15,546	66,753
Department of Housing and Urban Development .....	2,855	16,023	16,932	46,807
Department of the Interior .....	636	3,950	3,133	9,112
Department of Justice .....	1,596	9,593	9,213	22,294
Department of Labor .....	754	16,553	19,879	51,434
Department of State .....	1,199	5,229	5,007	13,620
Department of Transportation .....	4,191	23,222	20,709	61,253
Department of the Treasury:				
Interest on Treasury debt securities (gross) .....	21,243	173,876	151,352	398,744
Other .....	28,822	38,635	38,500	53,381
Department of Veterans Affairs .....	5,626	26,252	27,438	70,410
Corps of Engineers .....	711	3,639	2,393	7,413
Other Defense Civil Programs .....	3,561	18,714	18,033	45,668
Environmental Protection Agency .....	662	3,310	2,948	7,930
Executive Office of the President .....	458	2,491	2,440	7,362
General Services Administration .....	-72	-197	-95	407
International Assistance Program .....	790	8,009	8,031	16,302
National Aeronautics and Space Administration .....	1,198	5,688	6,011	15,554
National Science Foundation .....	435	2,118	2,071	5,760
Office of Personnel Management .....	5,119	25,513	24,224	63,459
Small Business Administration .....	113	473	2,081	1,188
Social Security Administration .....	48,811	236,978	227,130	592,450
Other independent agencies .....	123	7,265	7,310	17,304
Allowances .....	.....	.....	.....	3,726
Undistributed offsetting receipts:				
Interest .....	-1,438	-81,640	-79,143	-169,199
Other .....	-4,297	-35,224	-26,946	-72,374
<b>Total outlays .....</b>	<b>232,052</b>	<b>1,090,593</b>	<b>1,013,699</b>	<b>2,708,677</b>
<b>(On-budget) .....</b>	<b>187,771</b>	<b>926,621</b>	<b>861,521</b>	<b>2,277,667</b>
<b>(Off-budget) .....</b>	<b>44,281</b>	<b>163,971</b>	<b>152,179</b>	<b>431,010</b>
<b>Surplus (+) or deficit (-) .....</b>	<b>-119,199</b>	<b>-217,519</b>	<b>-223,419</b>	<b>-423,186</b>
<b>(On-budget) .....</b>	<b>-122,678</b>	<b>-288,262</b>	<b>-293,830</b>	<b>-602,141</b>
<b>(Off-budget) .....</b>	<b>+3,480</b>	<b>+70,743</b>	<b>+70,411</b>	<b>+178,955</b>

<sup>1</sup>These estimates are based on the *FY 2007 Budget*, released by the Office of Management and Budget on February 6, 2006.

... No Transactions.  
Note: Details may not add to totals due to rounding.

**Table 4. Receipts of the U.S. Government, February 2006 and Other Periods**

[\$ millions]

Classification	This Month			Current Fiscal Year to Date			Prior Fiscal Year to Date		
	Gross Receipts	Refunds (Deduct)	Receipts	Gross Receipts	Refunds (Deduct)	Receipts	Gross Receipts	Refunds (Deduct)	Receipts
<b>Individual income taxes:</b>									
Withheld .....	74,715			375,048			347,416		
Presidential Election Campaign Fund .....	9			12			13		
Other .....	4,618			77,329			65,469		
<b>Total—Individual income taxes .....</b>	<b>79,343</b>	<b>45,904</b>	<b>33,439</b>	<b>452,389</b>	<b>59,049</b>	<b>393,341</b>	<b>412,897</b>	<b>58,047</b>	<b>354,851</b>
<b>Corporation income taxes .....</b>	<b>6,923</b>	<b>2,682</b>	<b>4,242</b>	<b>109,024</b>	<b>14,712</b>	<b>94,312</b>	<b>87,090</b>	<b>14,333</b>	<b>72,757</b>
<b>Social insurance and retirement receipts:</b>									
Employment and general retirement:									
Federal old-age and survivors ins. trust fund:									
Federal Insurance Contributions Act taxes .....	40,551		40,551	197,274		197,274	186,631	358	186,273
Self-Employment Contributions Act taxes .....	277		277	5,625		5,625	5,520		5,520
Deposits by States .....									
Adjustments attributable to prior years .....				-2,257		-2,257	-1,516		-1,516
<b>Total—FOASI trust fund .....</b>	<b>40,828</b>		<b>40,828</b>	<b>200,642</b>		<b>200,642</b>	<b>190,635</b>	<b>358</b>	<b>190,277</b>
Federal disability insurance trust fund:									
Federal Insurance Contributions Act taxes .....	6,886		6,886	33,498		33,498	31,692	57	31,635
Self-Employment Contributions Act taxes .....	47		47	955		955	937		937
Deposits by States .....									
Adjustments attributable to prior years .....				-380		-380	-259		-259
<b>Total—FDI trust fund .....</b>	<b>6,933</b>		<b>6,933</b>	<b>34,073</b>		<b>34,073</b>	<b>32,370</b>	<b>57</b>	<b>32,313</b>
Federal hospital insurance trust fund:									
Federal Insurance Contributions Act taxes .....	12,605		12,605	69,525		69,525	64,583		64,583
Self-Employment Contributions Act taxes .....	117		117	2,388		2,388	2,322		2,322
Receipts from Railroad Retirement Board .....									
Deposits by States .....									
Adjustments attributable to prior years .....				-429		-429	-251		-251
<b>Total—FHI trust fund .....</b>	<b>12,722</b>		<b>12,722</b>	<b>71,484</b>		<b>71,484</b>	<b>66,654</b>		<b>66,654</b>
Railroad retirement:									
Rail pension and supplemental annuity .....	223	(* *)	223	919	(* *)	919	930	7	923
Social Security equivalent account .....	228	(* *)	228	1,002	(* *)	1,002	930	8	922
<b>Total—Employment and general retirement: .....</b>	<b>60,934</b>	<b>(* *)</b>	<b>60,934</b>	<b>308,120</b>	<b>1</b>	<b>308,119</b>	<b>291,520</b>	<b>431</b>	<b>291,090</b>
Unemployment insurance:									
Deposits by States .....	3,019		3,019	9,598		9,598	8,883		8,883
Federal Unemployment Tax Act taxes .....	308	5	303	2,350	27	2,323	1,959	22	1,937
Railroad unemployment taxes .....	3		3	43		43	54		54
Railroad debt repayment .....									
<b>Total—Unemployment insurance .....</b>	<b>3,331</b>	<b>5</b>	<b>3,326</b>	<b>11,991</b>	<b>27</b>	<b>11,964</b>	<b>10,897</b>	<b>22</b>	<b>10,874</b>
Other retirement:									
Federal employees retirement – employee share .....	305		305	1,781		1,781	1,791		1,791
Non-federal employees retirement .....	4		4	21		21	22		22
<b>Total—Other retirement .....</b>	<b>309</b>		<b>309</b>	<b>1,803</b>		<b>1,803</b>	<b>1,813</b>		<b>1,813</b>
<b>Total—Social insurance and retirement receipts .....</b>	<b>64,574</b>	<b>5</b>	<b>64,569</b>	<b>321,914</b>	<b>28</b>	<b>321,886</b>	<b>304,230</b>	<b>453</b>	<b>303,777</b>
<b>Excise taxes:</b>									
Miscellaneous excise taxes .....	709	102	606	10,132	415	9,717	10,132	-10	10,142
Airport and airway trust fund .....	837	50	787	3,713	50	3,663	3,587	18	3,569
Highway trust fund .....	3,141	193	2,948	14,019	192	13,827	13,294	320	12,974
Black lung disability trust fund .....	52		52	223		223	204		204
<b>Total—Excise taxes .....</b>	<b>4,739</b>	<b>345</b>	<b>4,394</b>	<b>28,087</b>	<b>658</b>	<b>27,430</b>	<b>27,217</b>	<b>327</b>	<b>26,890</b>
<b>Estate and gift taxes .....</b>	<b>1,767</b>	<b>43</b>	<b>1,724</b>	<b>10,056</b>	<b>313</b>	<b>9,743</b>	<b>10,118</b>	<b>338</b>	<b>9,780</b>
<b>Customs duties .....</b>	<b>1,917</b>	<b>73</b>	<b>1,844</b>	<b>10,200</b>	<b>374</b>	<b>9,826</b>	<b>9,662</b>	<b>321</b>	<b>9,341</b>
<b>Miscellaneous Receipts:</b>									
Deposits of earnings by Federal Reserve Banks .....	1,581		1,581	10,777		10,777	7,940		7,940
Universal service fund .....	603		603	3,012		3,012	2,668		2,668
All other .....	460	3	457	2,802	54	2,748	2,291	13	2,278
<b>Total — Miscellaneous receipts .....</b>	<b>2,644</b>	<b>3</b>	<b>2,641</b>	<b>16,590</b>	<b>54</b>	<b>16,536</b>	<b>12,899</b>	<b>13</b>	<b>12,886</b>
<b>Total — Receipts .....</b>	<b>161,908</b>	<b>49,054</b>	<b>112,853</b>	<b>948,261</b>	<b>75,187</b>	<b>873,073</b>	<b>864,113</b>	<b>73,832</b>	<b>790,281</b>
<b>Total — On-budget .....</b>	<b>114,147</b>	<b>49,054</b>	<b>65,092</b>	<b>713,546</b>	<b>75,187</b>	<b>638,359</b>	<b>641,108</b>	<b>73,417</b>	<b>567,691</b>
<b>Total — Off-budget .....</b>	<b>47,761</b>		<b>47,761</b>	<b>234,714</b>		<b>234,714</b>	<b>223,005</b>	<b>415</b>	<b>222,590</b>

... No Transactions.

(\* \*) Less than \$500,000.

Note: Details may not add to totals due to rounding.

**Table 5. Outlays of the U.S. Government, February 2006 and Other Periods**  
 [\$ millions]

Classification	This Month			Current Fiscal Year to Date			Prior Fiscal Year to Date		
	Gross Outlays	Applicable Receipts	Outlays	Gross Outlays	Applicable Receipts	Outlays	Gross Outlays	Applicable Receipts	Outlays
<b>Legislative Branch:</b>									
Senate .....	68	(**)	68	321	1	320	298	1	297
House of Representatives .....	101	(**)	101	517	(**)	517	490	(**)	489
Joint items .....	1	.....	1	7	.....	7	7	.....	7
Capitol Police .....	19	.....	19	107	.....	107	114	.....	114
Congressional Budget Office .....	3	.....	3	15	.....	15	14	.....	14
Architect of the Capitol .....	39	1	38	180	3	177	221	3	218
Library of Congress .....	43	(**)	42	353	5	349	208	3	204
Government Printing Office .....	18	.....	18	62	.....	62	63	.....	63
Government Accountability Office .....	43	.....	43	200	.....	200	194	.....	194
United States Tax Court .....	7	.....	7	18	.....	18	17	.....	17
Other Legislative Branch agencies .....	-6	.....	-6	39	.....	39	31	.....	31
Proprietary receipts from the public .....	.....	(**)	(**)	.....	1	-1	.....	1	-1
Intrabudgetary transactions .....	-3	.....	-3	-15	.....	-15	-8	.....	-8
<b>Total—Legislative Branch .....</b>	<b>334</b>	<b>2</b>	<b>332</b>	<b>1,806</b>	<b>11</b>	<b>1,795</b>	<b>1,649</b>	<b>9</b>	<b>1,641</b>
<b>Judicial Branch:</b>									
Supreme Court of the United States .....	7	.....	7	39	.....	39	32	.....	32
Courts of Appeals, District Courts, and other judicial services .....	428	.....	428	2,280	.....	2,280	2,172	.....	2,172
Other .....	18	.....	18	121	.....	121	113	.....	113
Proprietary receipts from the public .....	.....	12	-12	.....	31	-31	.....	20	-20
Intrabudgetary transactions .....	.....	.....	.....	-41	.....	-41	-37	.....	-37
<b>Total—Judicial Branch .....</b>	<b>453</b>	<b>12</b>	<b>442</b>	<b>2,400</b>	<b>31</b>	<b>2,369</b>	<b>2,281</b>	<b>20</b>	<b>2,261</b>
<b>Department of Agriculture:</b>									
Agricultural Research Service .....	100	.....	100	533	.....	533	514	.....	514
Cooperative State Research, Education, and Extension Service:									
Research and education activities .....	44	.....	44	217	.....	217	229	.....	229
Extension activities .....	29	.....	29	157	.....	157	168	.....	168
Other .....	6	.....	6	29	.....	29	34	.....	34
Animal and Plant Health Inspection Service .....	-72	.....	-72	226	.....	226	426	.....	426
Food Safety and Inspection Service .....	67	.....	67	349	.....	349	321	.....	321
Agricultural Marketing Service .....	253	.....	253	835	.....	835	853	4	849
Risk Management Agency:									
Administrative and operating expenses .....	4	.....	4	28	.....	28	27	.....	27
Federal crop insurance corporation fund .....	649	7	642	1,846	1,127	719	2,344	1,195	1,149
Farm Service Agency:									
Salaries and expenses .....	104	.....	104	237	.....	237	256	.....	256
Commodity Credit Corporation .....	2,361	942	1,419	30,288	7,684	22,603	24,985	5,533	19,452
Agricultural credit insurance fund .....	17	25	-8	370	257	113	358	319	39
Other .....	6	.....	6	31	.....	31	16	.....	16
<b>Total—Farm Service Agency .....</b>	<b>2,489</b>	<b>967</b>	<b>1,522</b>	<b>30,925</b>	<b>7,941</b>	<b>22,984</b>	<b>25,615</b>	<b>5,852</b>	<b>19,763</b>
Natural Resources Conservation Service:									
Conservation operations .....	63	.....	63	338	.....	338	355	.....	355
Farm security and rural investment programs .....	173	.....	173	678	.....	678	-835	.....	-835
Other .....	37	.....	37	184	.....	184	92	.....	92
Rural Development .....	120	.....	120	76	.....	76	348	.....	348
Rural Housing Service:									
Rural housing insurance fund .....	20	110	-90	545	514	31	325	601	-276
Rental assistance program .....	71	.....	71	349	.....	349	338	.....	338
Other .....	9	.....	9	40	.....	40	39	.....	39
Rural Utilities Service:									
Rural electrification and telecommunications fund .....	(**)	75	-74	257	518	-261	222	1,013	-792
Rural development insurance fund .....	.....	24	-24	.....	143	-143	4	143	-139
Other .....	3	.....	3	70	6	64	76	47	29
Foreign Agricultural Service .....	176	.....	176	58	.....	58	437	.....	437
Food and Nutrition Service:									
Food stamp program .....	2,693	.....	2,693	14,951	.....	14,951	13,595	.....	13,595
Child nutrition programs .....	1,146	.....	1,146	5,841	.....	5,841	5,474	.....	5,474
Special supplemental nutrition program for women, infants, and children (WIC) .....	414	.....	414	2,158	.....	2,158	2,142	.....	2,142
Other .....	23	.....	23	149	.....	149	149	.....	149
<b>Total—Food and Nutrition Service .....</b>	<b>4,275</b>	<b>.....</b>	<b>4,275</b>	<b>23,099</b>	<b>.....</b>	<b>23,099</b>	<b>21,360</b>	<b>.....</b>	<b>21,360</b>
Forest Service:									
National forest system .....	157	.....	157	652	.....	652	560	.....	560
Wildland fire management .....	82	.....	82	729	.....	729	499	.....	499
Forest service permanent appropriations .....	10	.....	10	447	.....	447	438	.....	438
Other .....	110	.....	110	610	.....	610	617	.....	617
<b>Total—Forest Service .....</b>	<b>359</b>	<b>.....</b>	<b>359</b>	<b>2,438</b>	<b>.....</b>	<b>2,438</b>	<b>2,113</b>	<b>.....</b>	<b>2,113</b>
Other .....	79	3	75	271	21	250	474	18	456
Proprietary receipts from the public .....	.....	55	-55	.....	304	-304	.....	274	-274
Intrabudgetary transactions .....	-4	.....	-4	-4	.....	-4	-4	.....	-4
<b>Total—Department of Agriculture .....</b>	<b>8,951</b>	<b>1,240</b>	<b>7,711</b>	<b>63,547</b>	<b>10,575</b>	<b>52,972</b>	<b>55,873</b>	<b>9,147</b>	<b>46,726</b>

**Table 5. Outlays of the U.S. Government, February 2006 and Other Periods—Continued**  
 [\$ millions]

Classification	This Month			Current Fiscal Year to Date			Prior Fiscal Year to Date		
	Gross Outlays	Applicable Receipts	Outlays	Gross Outlays	Applicable Receipts	Outlays	Gross Outlays	Applicable Receipts	Outlays
<b>Department of Commerce:</b>									
Economic Development Administration .....	23	(* *)	22	123	1	121	166	1	165
Bureau of the Census .....	44	.....	44	345	.....	345	271	.....	271
International Trade Administration .....	25	.....	25	165	.....	165	173	.....	173
National Oceanic and Atmospheric Administration .....	311	2	309	1,611	4	1,608	1,467	2	1,464
National Institute of Standards and Technology .....	50	.....	50	301	.....	301	289	.....	289
Other .....	7	2	5	101	9	92	127	10	117
Proprietary receipts from the public .....	.....	(* *)	(* *)	.....	25	-25	.....	9	-9
Intrabudgetary transactions .....	.....	.....	.....	(* *)	.....	(* *)	.....	.....	.....
Offsetting governmental receipts .....	.....	.....	.....	.....	.....	.....	.....	.....	.....
<b>Total—Department of Commerce .....</b>	<b>459</b>	<b>4</b>	<b>455</b>	<b>2,647</b>	<b>39</b>	<b>2,607</b>	<b>2,494</b>	<b>23</b>	<b>2,471</b>
<b>Department of Defense—Military:</b>									
Military Personnel:									
Department of the Army .....	4,145	.....	4,145	22,973	.....	22,973	21,356	.....	21,356
Department of the Navy .....	3,042	.....	3,042	17,205	.....	17,205	15,577	.....	15,577
Department of the Air Force .....	2,339	.....	2,339	13,451	.....	13,451	12,593	.....	12,593
Defense agencies .....	.....	.....	.....	2,344	.....	2,344	1,539	.....	1,539
<b>Total—Military Personnel .....</b>	<b>9,526</b>	<b>.....</b>	<b>9,526</b>	<b>55,972</b>	<b>.....</b>	<b>55,972</b>	<b>51,064</b>	<b>.....</b>	<b>51,064</b>
Operation and Maintenance:									
Department of the Army .....	6,095	.....	6,095	28,480	.....	28,480	24,683	.....	24,683
Department of the Navy .....	3,295	.....	3,295	16,717	.....	16,717	15,416	.....	15,416
Department of the Air Force .....	3,414	.....	3,414	17,480	.....	17,480	16,511	.....	16,511
Defense agencies .....	3,373	.....	3,373	16,484	.....	16,484	14,695	.....	14,695
<b>Total—Operation and Maintenance .....</b>	<b>16,177</b>	<b>.....</b>	<b>16,177</b>	<b>79,160</b>	<b>.....</b>	<b>79,160</b>	<b>71,304</b>	<b>.....</b>	<b>71,304</b>
International Reconstruction and Other Assistance:									
Department of the Army .....	3	.....	3	21	.....	21	196	.....	196
Procurement:									
Department of the Army .....	1,712	.....	1,712	8,392	.....	8,392	6,214	.....	6,214
Department of the Navy .....	2,058	.....	2,058	11,249	.....	11,249	10,801	.....	10,801
Department of the Air Force .....	1,874	.....	1,874	12,612	.....	12,612	13,594	.....	13,594
Defense agencies .....	272	.....	272	1,635	.....	1,635	1,748	.....	1,748
<b>Total—Procurement .....</b>	<b>5,916</b>	<b>.....</b>	<b>5,916</b>	<b>33,888</b>	<b>.....</b>	<b>33,888</b>	<b>32,356</b>	<b>.....</b>	<b>32,356</b>
Research, Development, Test, and Evaluation:									
Department of the Army .....	885	.....	885	4,164	.....	4,164	3,597	.....	3,597
Department of the Navy .....	1,045	.....	1,045	6,201	.....	6,201	5,809	.....	5,809
Department of the Air Force .....	2,274	.....	2,274	8,301	.....	8,301	8,848	.....	8,848
Defense agencies .....	1,587	.....	1,587	7,702	.....	7,702	7,790	.....	7,790
<b>Total—Research, Development, Test, and Evaluation .....</b>	<b>5,790</b>	<b>.....</b>	<b>5,790</b>	<b>26,367</b>	<b>.....</b>	<b>26,367</b>	<b>26,045</b>	<b>.....</b>	<b>26,045</b>
Military Construction:									
Department of the Army .....	183	.....	183	1,067	.....	1,067	855	.....	855
Department of the Navy .....	91	.....	91	513	.....	513	440	.....	440
Department of the Air Force .....	104	.....	104	527	.....	527	542	.....	542
Defense agencies .....	128	.....	128	543	.....	543	583	.....	583
<b>Total—Military Construction .....</b>	<b>506</b>	<b>.....</b>	<b>506</b>	<b>2,650</b>	<b>.....</b>	<b>2,650</b>	<b>2,420</b>	<b>.....</b>	<b>2,420</b>
Family Housing:									
Department of the Army .....	85	.....	85	440	.....	440	475	.....	475
Department of the Navy .....	55	.....	55	286	.....	286	351	.....	351
Department of the Air Force .....	102	.....	102	494	.....	494	491	.....	491
Defense agencies .....	27	.....	27	259	(* *)	259	121	(* *)	120
Revolving and Management Funds:									
Department of the Army .....	(* *)	.....	(* *)	5	.....	5	-7	.....	-7
Department of the Navy .....	274	.....	274	748	.....	748	177	.....	177
Department of the Air Force .....	.....	.....	.....	.....	.....	.....	.....	.....	.....
Defense agencies:									
Working capital fund .....	-69	.....	-69	2,863	.....	2,863	2,351	.....	2,351
Other .....	-17	.....	-17	-92	.....	-92	-43	.....	-43
Other .....	-4	.....	-4	-8	.....	-8	53	.....	53
Trust funds:									
Department of the Army .....	(* *)	.....	(* *)	1	.....	1	(* *)	.....	(* *)
Department of the Navy .....	2	.....	2	11	.....	11	13	.....	13
Department of the Air Force .....	1	1	(* *)	4	4	(* *)	9	4	5
Defense agencies .....	3	.....	3	30	.....	30	49	.....	49
Proprietary receipts from the public:									
Department of the Army .....	.....	-285	285	.....	243	-243	.....	138	-138
Department of the Navy .....	.....	16	-16	.....	57	-57	.....	-214	214
Department of the Air Force .....	.....	-1	1	.....	287	-287	.....	348	-348
Defense agencies .....	.....	187	-187	.....	434	-434	.....	252	-252



**Table 5. Outlays of the U.S. Government, February 2006 and Other Periods—Continued**  
 [\$ millions]

Classification	This Month			Current Fiscal Year to Date			Prior Fiscal Year to Date		
	Gross Outlays	Applicable Receipts	Outlays	Gross Outlays	Applicable Receipts	Outlays	Gross Outlays	Applicable Receipts	Outlays
<b>Department of Defense—Military:—Continued</b>									
Intrabudgetary transactions:									
Department of the Army .....	-6	.....	-6	1	.....	1	14	.....	14
Department of the Navy .....	5	.....	5	-36	.....	-36	69	.....	69
Department of the Air Force .....	50	.....	50	132	.....	132	529	.....	529
Defense agencies .....	10	.....	10	-89	.....	-89	140	.....	140
Offsetting governmental receipts:									
Department of the Army .....	.....	(**)	(**)	.....	3	-3	.....	3	-3
Defense agencies .....	.....	(**)	(**)	.....	(**)	(**)	.....	6	-6
<b>Total—Department of Defense—Military .....</b>	<b>38,435</b>	<b>-82</b>	<b>38,518</b>	<b>203,108</b>	<b>1,028</b>	<b>202,080</b>	<b>188,177</b>	<b>536</b>	<b>187,640</b>
<b>Department of Education:</b>									
Office of Elementary and Secondary Education:									
Education for the disadvantaged .....	1,093	.....	1,093	5,514	.....	5,514	5,395	.....	5,395
Impact aid .....	211	.....	211	783	.....	783	960	.....	960
School improvement programs .....	458	.....	458	2,373	.....	2,373	2,861	.....	2,861
Other .....	20	.....	20	24	.....	24	56	.....	56
<b>Total—Office of Elementary and Secondary Education .....</b>	<b>1,782</b>	<b>.....</b>	<b>1,782</b>	<b>8,694</b>	<b>.....</b>	<b>8,694</b>	<b>9,272</b>	<b>.....</b>	<b>9,272</b>
Office of English Language Acquisition .....	41	.....	41	198	.....	198	238	.....	238
Office of Special Education and Rehabilitative Services:									
Special education .....	1,040	.....	1,040	5,183	.....	5,183	4,870	.....	4,870
Rehabilitation services and disability research .....	268	.....	268	1,291	.....	1,291	1,215	.....	1,215
Special institutions for persons with disabilities .....	35	.....	35	81	.....	81	72	.....	72
Office of Vocational and Adult Education .....	161	.....	161	766	.....	766	811	.....	811
Office of Postsecondary Education:									
College housing and academic facilities loans .....	(**)	(**)	-1	-7	11	-18	-7	14	-21
Higher education .....	146	.....	146	800	.....	800	833	.....	833
Howard University .....	39	.....	39	99	.....	99	103	.....	103
<b>Total—Office of Postsecondary Education .....</b>	<b>185</b>	<b>(**)</b>	<b>185</b>	<b>892</b>	<b>11</b>	<b>881</b>	<b>929</b>	<b>14</b>	<b>915</b>
Federal Student Aid:									
Student financial assistance .....	1,941	.....	1,941	7,145	.....	7,145	7,464	.....	7,464
Student Aid Administration .....	10	.....	10	46	.....	46	51	.....	51
Federal student loan reserve fund .....	.....	.....	.....	-1	.....	-1	.....	.....	.....
Federal direct student loans .....	75	.....	75	331	.....	331	145	.....	145
Federal family education loans .....	-87	.....	-87	3,321	.....	3,321	3,986	.....	3,986
<b>Total—Federal Student Aid .....</b>	<b>1,939</b>	<b>.....</b>	<b>1,939</b>	<b>10,841</b>	<b>.....</b>	<b>10,841</b>	<b>11,646</b>	<b>.....</b>	<b>11,646</b>
Institute of Education Sciences .....	25	.....	25	143	.....	143	174	.....	174
Other .....	210	.....	210	886	.....	886	459	.....	459
Proprietary receipts from the public .....	.....	4	-4	.....	12	-12	.....	16	-16
<b>Total—Department of Education .....</b>	<b>5,686</b>	<b>4</b>	<b>5,682</b>	<b>28,976</b>	<b>23</b>	<b>28,953</b>	<b>29,686</b>	<b>29</b>	<b>29,656</b>
<b>Department of Energy:</b>									
National Nuclear Security Administration:									
Naval reactors .....	74	.....	74	333	.....	333	335	.....	335
Weapons activities .....	458	.....	458	2,816	.....	2,816	2,703	.....	2,703
Defense nuclear nonproliferation .....	86	.....	86	476	.....	476	504	.....	504
Other .....	26	.....	26	151	.....	151	138	.....	138
Environmental and Other Defense Activities:									
Defense environmental restoration and waste management .....	(**)	.....	(**)	(**)	.....	(**)	-41	.....	-41
Defense site acceleration completion .....	461	.....	461	3,124	.....	3,124	2,417	.....	2,417
Defense environmental services .....	9	.....	9	77	.....	77	663	.....	663
Other defense activities .....	49	.....	49	282	.....	282	317	.....	317
Defense nuclear waste disposal .....	28	.....	28	133	.....	133	171	.....	171
Energy Programs:									
Science .....	256	.....	256	1,489	.....	1,489	1,454	.....	1,454
Energy supply .....	119	.....	119	416	.....	416	332	.....	332
Energy conservation .....	39	.....	39	256	.....	256	328	.....	328
Other .....	-121	(**)	-121	247	19	228	962	18	944
<b>Total—Energy Programs .....</b>	<b>292</b>	<b>(**)</b>	<b>292</b>	<b>2,407</b>	<b>19</b>	<b>2,388</b>	<b>3,076</b>	<b>18</b>	<b>3,058</b>
Power Marketing Administration .....	174	293	-119	810	1,247	-436	858	1,080	-222
Departmental Administration .....	11	.....	11	76	.....	76	89	.....	89
Proprietary receipts from the public .....	.....	78	-78	.....	462	-462	.....	598	-598
Intrabudgetary transactions .....	109	.....	109	-592	.....	-592	-1,138	.....	-1,138
Offsetting governmental receipts .....	.....	.....	.....	.....	.....	.....	.....	.....	.....
<b>Total—Department of Energy .....</b>	<b>1,778</b>	<b>371</b>	<b>1,407</b>	<b>10,093</b>	<b>1,728</b>	<b>8,365</b>	<b>10,091</b>	<b>1,696</b>	<b>8,396</b>

**Table 5. Outlays of the U.S. Government, February 2006 and Other Periods—Continued**  
 [\$ millions]

Classification	This Month			Current Fiscal Year to Date			Prior Fiscal Year to Date		
	Gross Outlays	Applicable Receipts	Outlays	Gross Outlays	Applicable Receipts	Outlays	Gross Outlays	Applicable Receipts	Outlays
<b>Department of Health and Human Services:</b>									
Public Health Service:									
Food and Drug Administration .....	131	1	130	621	3	618	603	2	601
Health Resources and Services Administration .....	520	2	519	2,651	7	2,644	2,633	5	2,628
Indian Health Services .....	192	.....	192	1,979	.....	1,979	1,861	.....	1,861
Centers for Disease Control and Prevention .....	374	.....	374	1,866	.....	1,866	2,039	.....	2,039
National Institutes of Health .....	2,279	.....	2,279	11,135	.....	11,135	10,777	.....	10,777
Substance Abuse and Mental Health Services Administration .....	177	.....	177	1,174	.....	1,174	1,347	.....	1,347
Agency for Healthcare Research and Quality .....	25	.....	25	63	.....	63	46	.....	46
<b>Total—Public Health Service .....</b>	<b>3,699</b>	<b>2</b>	<b>3,697</b>	<b>19,489</b>	<b>10</b>	<b>19,479</b>	<b>19,304</b>	<b>7</b>	<b>19,298</b>
Centers for Medicare and Medicaid Services:									
Grants to States for Medicaid .....	13,139	.....	13,139	73,905	.....	73,905	72,609	.....	72,609
Payments to health care trust funds .....	14,007	.....	14,007	64,207	.....	64,207	52,857	.....	52,857
State children's health insurance fund .....	341	.....	341	2,048	.....	2,048	1,852	.....	1,852
Federal hospital insurance trust fund:									
Benefit payments .....	15,181	.....	15,181	73,646	.....	73,646	70,761	.....	70,761
Administrative expenses .....	161	.....	161	826	.....	826	592	.....	592
<b>Total—FHI trust fund .....</b>	<b>15,342</b>	<b>.....</b>	<b>15,342</b>	<b>74,471</b>	<b>.....</b>	<b>74,471</b>	<b>71,353</b>	<b>.....</b>	<b>71,353</b>
Health care fraud and abuse control .....	79	.....	79	492	.....	492	473	.....	473
Federal supplementary medical insurance trust fund:									
Benefit payments .....	12,024	.....	12,024	62,670	.....	62,670	57,421	.....	57,421
Administrative expenses .....	200	.....	200	1,123	.....	1,123	707	.....	707
<b>Total—FSMI trust fund .....</b>	<b>12,224</b>	<b>.....</b>	<b>12,224</b>	<b>63,794</b>	<b>.....</b>	<b>63,794</b>	<b>58,128</b>	<b>.....</b>	<b>58,128</b>
Transitional drug assistance:									
Benefit payments .....	41	.....	41	192	.....	192	502	.....	502
Administrative expenses .....	2	.....	2	22	.....	22	64	.....	64
Medicare prescription drugs:									
Benefit payments .....	2,994	.....	2,994	5,103	.....	5,103	.....	.....	.....
Administrative expenses .....	27	.....	27	260	.....	260	56	.....	56
Other .....	11	.....	11	3	.....	3	375	.....	375
<b>Total—Centers for Medicare and Medicaid Services ..</b>	<b>58,206</b>	<b>.....</b>	<b>58,206</b>	<b>284,498</b>	<b>.....</b>	<b>284,498</b>	<b>258,267</b>	<b>.....</b>	<b>258,267</b>
Administration for Children and Families:									
Temporary assistance for needy families .....	1,411	.....	1,411	6,937	.....	6,937	7,340	.....	7,340
Payments to States for child support enforcement and family support programs .....	303	.....	303	1,394	.....	1,394	1,605	.....	1,605
Low income home energy assistance .....	252	.....	252	1,232	.....	1,232	1,037	.....	1,037
Refugee and entrant assistance .....	21	.....	21	191	.....	191	191	.....	191
Child care entitlement to States .....	293	.....	293	1,290	.....	1,290	1,177	.....	1,177
Payments to States for the child care and development block grant .....	231	.....	231	964	.....	964	867	.....	867
Social services block grant .....	117	.....	117	801	.....	801	832	.....	832
Children and families services programs .....	770	.....	770	3,711	.....	3,711	3,693	.....	3,693
Payments to States for foster care and adoption assistance .....	559	.....	559	2,668	.....	2,668	2,661	.....	2,661
Other .....	25	.....	25	215	.....	215	186	.....	186
<b>Total—Administration for Children and Families .....</b>	<b>3,984</b>	<b>.....</b>	<b>3,984</b>	<b>19,402</b>	<b>.....</b>	<b>19,402</b>	<b>19,588</b>	<b>.....</b>	<b>19,588</b>
Administration on Aging .....	134	.....	134	578	.....	578	587	.....	587
Departmental Management .....	152	.....	152	1,050	( * )	1,050	1,008	.....	1,008
Other .....	41	.....	41	240	.....	240	158	.....	158
Proprietary receipts from the public .....	.....	4,123	-4,123	.....	18,952	-18,952	.....	15,338	-15,338
Intrabudgetary transactions:									
Payments for health insurance for the aged:									
Federal supplementary medical insurance trust fund ..	-14,005	.....	-14,005	-62,301	.....	-62,301	-50,897	.....	-50,897
Payments for tax and other credits:									
Federal hospital insurance trust fund .....	-1	.....	-1	-1,902	.....	-1,902	-1,960	.....	-1,960
Other .....	.....	.....	.....	.....	.....	.....	.....	.....	.....
<b>Total—Department of Health and Human Services ..</b>	<b>52,210</b>	<b>4,126</b>	<b>48,084</b>	<b>261,053</b>	<b>18,962</b>	<b>242,091</b>	<b>246,055</b>	<b>15,345</b>	<b>230,711</b>
<b>Department of Homeland Security:</b>									
Departmental Management and operations .....	60	.....	60	152	.....	152	187	.....	187
Citizenship and Immigration Services .....	134	.....	134	607	.....	607	554	.....	554
United States Secret Service .....	111	.....	111	539	.....	539	579	.....	579
Security, enforcement, and investigations:									
Customs and border protection .....	582	.....	582	2,795	.....	2,795	2,575	.....	2,575
Immigration and customs .....	350	.....	350	1,517	.....	1,517	1,200	.....	1,200
Transportation Security Administration .....	605	.....	605	1,314	.....	1,314	1,206	.....	1,206
Other .....	61	.....	61	253	.....	253	121	.....	121
<b>Total—Security, Enforcement, and Investigations .....</b>	<b>1,598</b>	<b>.....</b>	<b>1,598</b>	<b>5,879</b>	<b>.....</b>	<b>5,879</b>	<b>5,103</b>	<b>.....</b>	<b>5,103</b>

**Table 5. Outlays of the U.S. Government, February 2006 and Other Periods—Continued**  
 [\$ millions]

Classification	This Month			Current Fiscal Year to Date			Prior Fiscal Year to Date		
	Gross Outlays	Applicable Receipts	Outlays	Gross Outlays	Applicable Receipts	Outlays	Gross Outlays	Applicable Receipts	Outlays
<b>Department of Homeland Security:—Continued</b>									
United States Coast Guard .....	590	1	589	3,163	4	3,159	2,811	4	2,807
Preparedness .....	254	.....	254	1,203	.....	1,203	1,048	.....	1,048
Federal Emergency Management Administration:									
Disaster relief .....	2,200	.....	2,200	12,524	.....	12,524	4,660	.....	4,660
National flood insurance fund .....	1,543	101	1,442	15,334	279	15,055	1,381	196	1,185
Other .....	257	.....	257	943	.....	943	372	.....	372
Total—Federal Emergency Management Administration .....	4,000	101	3,899	28,801	279	28,522	6,413	196	6,217
Science and Technology .....	74	.....	74	292	.....	292	313	.....	313
Information Analysis and Infrastructure Protection .....	27	.....	27	140	.....	140	184	.....	184
Other .....	8	.....	8	37	.....	37	35	.....	35
Proprietary receipts from the public .....	.....	(**)	(**)	.....	4	-4	.....	3	-3
Offsetting governmental receipts .....	.....	427	-427	.....	1,637	-1,637	.....	1,477	-1,477
<b>Total—Department of Homeland Security .....</b>	<b>6,854</b>	<b>530</b>	<b>6,325</b>	<b>40,815</b>	<b>1,924</b>	<b>38,891</b>	<b>17,225</b>	<b>1,679</b>	<b>15,546</b>
<b>Department of Housing and Urban Development:</b>									
Public and Indian Housing Programs:									
Tenant based rental assistance .....	1,237	.....	1,237	3,845	.....	3,845	2,463	.....	2,463
Housing certificate fund .....	272	.....	272	3,683	.....	3,683	7,390	.....	7,390
Project-based rental assistance .....	429	.....	429	2,107	.....	2,107	35	.....	35
Public housing capital fund .....	194	.....	194	1,398	.....	1,398	1,476	.....	1,476
Public housing operating fund .....	286	.....	286	1,436	.....	1,436	1,522	.....	1,522
Revitalization of severely distressed public housing (Hope VI) .....	35	.....	35	226	.....	226	272	.....	272
Native American housing block grant .....	48	.....	48	213	.....	213	282	.....	282
Other .....	2	.....	2	-21	.....	-21	-7	1	-8
Total—Public and Indian Housing Programs .....	2,503	.....	2,503	12,886	.....	12,886	13,432	1	13,431
Community Planning and Development:									
Housing opportunities for persons with AIDS .....	24	.....	24	143	.....	143	98	.....	98
Community development fund .....	383	.....	383	2,040	.....	2,040	2,026	.....	2,026
Home investment partnership program .....	142	.....	142	689	.....	689	674	.....	674
Homeless assistance grants .....	109	.....	109	542	.....	542	523	.....	523
Other .....	4	(**)	4	31	(**)	31	36	1	34
Total—Community Planning and Development .....	663	(**)	663	3,445	(**)	3,445	3,356	1	3,355
Housing Programs:									
Public enterprise funds .....	(**)	2	-2	1	17	-16	1	16	-15
Credit accounts:									
FHA-Mutual mortgage insurance fund, program account .....	32	.....	32	166	.....	166	178	.....	178
FHA-Mutual mortgage insurance capital reserve account .....	-378	.....	-378	-950	.....	-950	-976	.....	-976
FHA-Mutual mortgage and cooperative housing insurance fund, liquidating account .....	(**)	(**)	(**)	20	1	19	49	37	12
FHA-General and special risk fund, program account .....	23	.....	23	114	.....	114	130	.....	130
FHA-General and special risk fund, liquidating account .....	-55	23	-78	194	129	65	516	230	286
Housing for the elderly or handicapped fund, liquidating account .....	42	150	-108	87	677	-590	82	484	-403
Housing for the elderly .....	91	.....	91	490	.....	490	475	.....	475
Other assisted housing programs .....	48	.....	48	249	(**)	249	262	.....	262
Other .....	(**)	.....	(**)	4	.....	4	4	.....	4
Total—Housing Programs .....	-196	175	-371	375	824	-449	720	767	-47
Government National Mortgage Association:									
Guarantees of mortgage-backed securities .....	24	21	3	-12	136	-149	1	150	-149
Management and Administration .....	80	.....	80	409	.....	409	361	.....	361
Other .....	16	.....	16	85	.....	85	93	.....	93
Proprietary receipts from the public:									
FHA-General and special risk fund .....	.....	35	-35	.....	180	-180	.....	78	-78
Other .....	.....	2	-2	.....	-9	9	.....	.....	.....
Intrabudgetary transactions:									
FHA-Mutual mortgage insurance fund .....	.....	.....	.....	.....	.....	.....	.....	.....	.....
Offsetting governmental receipts .....	.....	1	-1	.....	34	-34	.....	33	-33
<b>Total—Department of Housing and Urban Development .....</b>	<b>3,089</b>	<b>234</b>	<b>2,855</b>	<b>17,189</b>	<b>1,166</b>	<b>16,023</b>	<b>17,962</b>	<b>1,030</b>	<b>16,932</b>

**Table 5. Outlays of the U.S. Government, February 2006 and Other Periods—Continued**  
 [\$ millions]

Classification	This Month			Current Fiscal Year to Date			Prior Fiscal Year to Date		
	Gross Outlays	Applicable Receipts	Outlays	Gross Outlays	Applicable Receipts	Outlays	Gross Outlays	Applicable Receipts	Outlays
<b>Department of the Interior:</b>									
Land and Minerals Management:									
Bureau of Land Management:									
Management of lands and resources .....	66	.....	66	324	.....	324	299	.....	299
Wildland fire management .....	46	.....	46	275	.....	275	218	.....	218
Other .....	18	10	8	216	88	128	326	32	295
Minerals Management Service .....	253	.....	253	930	.....	930	550	.....	550
Office of Surface Mining Reclamation and Enforcement .....	27	.....	27	184	.....	184	190	.....	190
<b>Total—Land and Minerals Management .....</b>	<b>409</b>	<b>10</b>	<b>399</b>	<b>1,930</b>	<b>88</b>	<b>1,842</b>	<b>1,583</b>	<b>32</b>	<b>1,552</b>
Water and Science:									
Bureau of Reclamation:									
Water and related resources .....	49	.....	49	264	.....	264	240	.....	240
Other .....	27	21	6	184	108	77	158	259	-101
United States Geological Survey .....	90	.....	90	427	.....	427	378	.....	378
Other .....	1	.....	1	41	.....	41	35	.....	35
<b>Total—Water and Science .....</b>	<b>167</b>	<b>21</b>	<b>146</b>	<b>916</b>	<b>108</b>	<b>808</b>	<b>811</b>	<b>259</b>	<b>552</b>
Fish and Wildlife and Parks:									
United States Fish and Wildlife Service .....	156	.....	156	783	.....	783	734	.....	734
National Park Service .....	204	.....	204	1,109	.....	1,109	986	.....	986
<b>Total—Fish and Wildlife and Parks .....</b>	<b>360</b>	.....	<b>360</b>	<b>1,892</b>	.....	<b>1,892</b>	<b>1,720</b>	.....	<b>1,720</b>
Bureau of Indian Affairs .....	204	(* *)	204	1,143	1	1,142	998	1	997
Departmental Offices:									
Insular affairs .....	16	.....	16	140	.....	140	156	.....	156
Office of Special Trustee for American Indians .....	23	.....	23	144	.....	144	226	.....	226
Other .....	41	.....	41	361	.....	361	220	.....	220
Proprietary receipts from the public .....	.....	491	-491	.....	2,277	-2,277	.....	2,212	-2,212
Intrabudgetary transactions .....	-63	.....	-63	-102	.....	-102	-78	.....	-78
<b>Total—Department of the Interior .....</b>	<b>1,158</b>	<b>521</b>	<b>636</b>	<b>6,423</b>	<b>2,473</b>	<b>3,950</b>	<b>5,638</b>	<b>2,505</b>	<b>3,133</b>
<b>Department of Justice:</b>									
General Administration .....	273	.....	273	824	.....	824	760	.....	760
Legal Activities and United States Marshals:									
General legal activities .....	65	.....	65	254	.....	254	250	.....	250
United States Attorneys .....	126	.....	126	640	.....	640	652	.....	652
United States Marshals Service .....	-119	.....	-119	369	.....	369	379	.....	379
September 11th victim compensation .....	.....	.....	.....	1	.....	1	14	.....	14
Assets forfeiture fund .....	63	.....	63	213	.....	213	191	.....	191
Other .....	41	.....	41	145	.....	145	167	.....	167
Federal Bureau of Investigation .....	268	.....	268	2,091	.....	2,091	1,827	.....	1,827
Drug Enforcement Administration .....	143	.....	143	788	.....	788	707	.....	707
Bureau of Alcohol, Tobacco, Firearms, and Explosives .....	66	.....	66	365	.....	365	350	.....	350
Federal Prison System .....	385	23	362	2,200	122	2,078	2,194	108	2,086
Office of Justice Programs:									
State and local law enforcement assistance .....	119	.....	119	926	.....	926	779	.....	779
Community oriented policing services .....	54	.....	54	212	.....	212	330	.....	330
Other .....	162	.....	162	748	.....	748	658	.....	658
Other .....	60	.....	60	143	.....	143	283	.....	283
Intrabudgetary transactions .....	-59	.....	-59	-75	.....	-75	-102	.....	-102
Offsetting governmental receipts .....	.....	28	-28	.....	132	-132	.....	117	-117
<b>Total—Department of Justice .....</b>	<b>1,647</b>	<b>51</b>	<b>1,596</b>	<b>9,846</b>	<b>254</b>	<b>9,593</b>	<b>9,438</b>	<b>225</b>	<b>9,213</b>
<b>Department of Labor:</b>									
Employment and Training Administration:									
Training and employment services .....	398	.....	398	2,085	.....	2,085	2,187	.....	2,187
Welfare to work jobs .....	.....	.....	.....	.....	.....	.....	7	.....	7
Community service employment for older Americans .....	30	.....	30	175	.....	175	161	.....	161
Federal unemployment benefits and allowances .....	81	.....	81	315	.....	315	413	.....	413
State unemployment insurance and employment service operations .....	67	.....	67	115	.....	115	143	.....	143
Advances to the unemployment trust fund and other funds .....	.....	.....	.....	.....	.....	.....	.....	.....	.....
Unemployment trust fund:									
Federal-State unemployment insurance:									
State unemployment benefits .....	2,978	.....	2,978	13,672	.....	13,672	13,895	.....	13,895
State administrative expenses .....	247	.....	247	1,437	.....	1,437	1,427	.....	1,427
Federal administrative expenses .....	44	.....	44	168	.....	168	179	.....	179
Veterans employment and training .....	.....	.....	.....	.....	.....	.....	(* *)	.....	(* *)
Repayment of advances from the general fund .....	.....	.....	.....	.....	.....	.....	.....	.....	.....
Other .....	(* *)	.....	(* *)	1	.....	1	1	.....	1
<b>Total—Unemployment trust fund .....</b>	<b>3,269</b>	.....	<b>3,269</b>	<b>15,278</b>	.....	<b>15,278</b>	<b>15,503</b>	.....	<b>15,503</b>
Other .....	3	.....	3	42	.....	42	58	.....	58
<b>Total—Employment and Training Administration .....</b>	<b>3,849</b>	.....	<b>3,849</b>	<b>18,009</b>	.....	<b>18,009</b>	<b>18,471</b>	.....	<b>18,471</b>

**Table 5. Outlays of the U.S. Government, February 2006 and Other Periods—Continued**  
 [\$ millions]

Classification	This Month			Current Fiscal Year to Date			Prior Fiscal Year to Date		
	Gross Outlays	Applicable Receipts	Outlays	Gross Outlays	Applicable Receipts	Outlays	Gross Outlays	Applicable Receipts	Outlays
<b>Department of Labor—Continued</b>									
Pension Benefit Guaranty Corporation .....	376	3,770	-3,394	1,850	5,380	-3,530	1,368	1,263	104
Employment Standards Administration:									
Salaries and expenses .....	29		29	170		170	167		167
Special benefits .....	55		55	692		692	39		39
Energy employees occupational illness compensation fund .....	58		58	312		312	151		151
Special benefits for disabled coal miners .....	27		27	137		137	151		151
Black lung disability trust fund .....	31		31	149		149	157		157
Other .....	14		14	119		119	80		80
Occupational Safety and Health Administration .....	38		38	198		198	190		190
Bureau of Labor Statistics .....	52		52	181		181	223		223
Other .....	62		62	394		394	399		399
Proprietary receipts from the public .....		(*)	(*)		(*)	(*)		3	-3
Intrabudgetary transactions .....	-66		-66	-278		-278	-252		-252
<b>Total—Department of Labor .....</b>	<b>4,524</b>	<b>3,770</b>	<b>754</b>	<b>21,933</b>	<b>5,380</b>	<b>16,553</b>	<b>21,145</b>	<b>1,266</b>	<b>19,879</b>
<b>Department of State:</b>									
Administration of Foreign Affairs:									
Diplomatic and consular programs .....	698		698	2,048		2,048	1,862		1,862
Embassy security, construction, and maintenance .....	109		109	695		695	593		593
Payment to Foreign Service retirement and disability fund .....				132		132	133		133
Foreign Service retirement and disability fund .....	60		60	291		291	276		276
Other .....	-304		-304	71		71	27		27
<b>Total—Administration of Foreign Affairs .....</b>	<b>563</b>		<b>563</b>	<b>3,237</b>		<b>3,237</b>	<b>2,892</b>		<b>2,892</b>
International Organizations and Conferences .....	356		356	1,325		1,325	1,288		1,288
Migration and refugee assistance .....	69		69	361		361	348		348
International narcotics control and law enforcement .....	45		45	-162		-162	209		209
Andean counterdrug initiative .....	46		46	261		261	310		310
Other .....	119		119	339		339	137		137
Proprietary receipts from the public .....					(*)	(*)		(*)	(*)
Intrabudgetary transactions .....	(*)		(*)	-132		-132	-175		-175
<b>Total—Department of State .....</b>	<b>1,199</b>		<b>1,199</b>	<b>5,228</b>	<b>(*)</b>	<b>5,229</b>	<b>5,008</b>	<b>(*)</b>	<b>5,007</b>
<b>Department of Transportation:</b>									
Office of the Secretary .....	69		69	90		90	3		3
Federal Aviation Administration:									
Operations .....	202		202	2,702		2,702	3,034		3,034
Airport and airway trust fund:									
Grants-in-aid for airports .....	229		229	1,562		1,562	1,391		1,391
Facilities and equipment .....	180		180	969		969	898		898
Research, engineering, and development .....	10		10	63		63	46		46
Trust fund share of FAA operations .....	350		350	350		350	(*)		(*)
<b>Total—Airport and airway trust fund .....</b>	<b>768</b>		<b>768</b>	<b>2,944</b>		<b>2,944</b>	<b>2,335</b>		<b>2,335</b>
Other .....	-21	2	-24	20	45	-25	75	41	34
<b>Total—Federal Aviation Administration .....</b>	<b>949</b>	<b>2</b>	<b>947</b>	<b>5,667</b>	<b>45</b>	<b>5,622</b>	<b>5,444</b>	<b>41</b>	<b>5,403</b>
Federal Highway Administration:									
Highway trust fund:									
Federal-aid highways .....	2,316		2,316	12,908		12,908	11,283		11,283
Other .....	7		7	63		63	109	2	107
Other programs .....	182		182	326		326	145		145
<b>Total—Federal Highway Administration .....</b>	<b>2,505</b>		<b>2,505</b>	<b>13,297</b>		<b>13,297</b>	<b>11,538</b>	<b>2</b>	<b>11,536</b>
National Highway Traffic Safety Administration .....	32		32	188		188	132		132
Federal Railroad Administration:									
Capital grants to the National Railroad Passenger Corporation .....	4		4	-3		-3	441		441
Other .....	180	1	179	801	4	797	87	3	85
<b>Total—Federal Railroad Administration .....</b>	<b>184</b>	<b>1</b>	<b>183</b>	<b>798</b>	<b>4</b>	<b>794</b>	<b>528</b>	<b>3</b>	<b>525</b>
Federal Transit Administration:									
Formula grants .....	284		284	1,572		1,572	-732		-732
Capital investment grants .....	111		111	1,039		1,039	-504		-504
Discretionary grants .....	7		7	33		33	44		44
Trust fund share of expenses .....	146		146	145		145	4,173		4,173
Other .....	34		34	148		148	-43		-43
<b>Total—Federal Transit Administration .....</b>	<b>582</b>		<b>582</b>	<b>2,937</b>		<b>2,937</b>	<b>2,937</b>		<b>2,937</b>

**Table 5. Outlays of the U.S. Government, February 2006 and Other Periods—Continued**  
 [\$ millions]

Classification	This Month			Current Fiscal Year to Date			Prior Fiscal Year to Date		
	Gross Outlays	Applicable Receipts	Outlays	Gross Outlays	Applicable Receipts	Outlays	Gross Outlays	Applicable Receipts	Outlays
<b>Department of Transportation:—Continued</b>									
Maritime Administration .....	29	150	-121	385	273	112	214	190	24
Other .....	35	1	34	222	3	219	201	2	198
Proprietary receipts from the public .....		(* *)	(* *)		-4	4		40	-40
Intrabudgetary transactions .....				(* *)		(* *)			
Offsetting governmental receipts .....		41	-41		41	-41		8	-8
<b>Total—Department of Transportation .....</b>	<b>4,386</b>	<b>195</b>	<b>4,191</b>	<b>23,583</b>	<b>361</b>	<b>23,222</b>	<b>20,995</b>	<b>286</b>	<b>20,709</b>
<b>Department of the Treasury:</b>									
Departmental Offices:									
Exchange stabilization fund .....	-65	53	-118	-161	261	-422	-387	89	-476
Other .....	60		60	329		329	670		670
Financial Management Service:									
Salaries and expenses .....	23		23	131		131	130		130
Payment to the Resolution Funding Corporation .....				1,020		1,020	1,072		1,072
Financial agent services .....	31		31	135		135	136		136
Temporary State fiscal assistance fund .....									
Interest paid to credit financing accounts .....				9		9	11		11
Claims, judgements, and relief acts .....	57		57	247		247	443		443
Other .....	65		65	295	(* *)	295	446		446
<b>Total—Financial Management Service .....</b>	<b>175</b>		<b>175</b>	<b>1,838</b>	<b>(* *)</b>	<b>1,838</b>	<b>2,238</b>		<b>2,238</b>
Federal Financing Bank .....									
Alcohol and tobacco tax and trade bureau:	-20		-20	-44		-44	-281		-281
Salaries and expenses .....	6		6	37		37	34		34
Internal revenue collections for Puerto Rico .....	32		32	179		179	162		162
Bureau of Engraving and Printing .....	-7		-7	7		7	-6		-6
United States Mint .....	123	212	-89	571	787	-216	442	630	-188
Bureau of the Public Debt .....	14		14	108		108	149		149
Internal Revenue Service:									
Processing, assistance, and management .....	344		344	1,561		1,561	1,483		1,483
Tax law enforcement .....	356		356	1,886		1,886	1,763		1,763
Information systems .....	125		125	669		669	575		575
Payment where earned income credit exceeds liability for tax .....	21,468		21,468	24,532		24,532	23,583		23,583
Payment where child credit exceeds liability for tax .....	7,228		7,228	8,314		8,314	6,754		6,754
Refunding internal revenue collections, interest .....	166		166	1,446		1,446	3,569		3,569
Other .....	25	(* *)	24	147	4	142	140		140
<b>Total—Internal Revenue Service .....</b>	<b>29,710</b>	<b>(* *)</b>	<b>29,710</b>	<b>38,556</b>	<b>4</b>	<b>38,551</b>	<b>37,867</b>		<b>37,867</b>
Comptroller of the Currency .....	40	4	36	223	13	210	192	293	-101
Office of Thrift Supervision .....	10	(* *)	10	88	104	-16	72	92	-20
Interest on the public debt:									
Interest on Treasury debt securities (gross):									
Public issues (accrual basis) .....	14,070		14,070	82,131		82,131	67,424		67,424
Special issues (cash basis) .....	7,173		7,173	91,745		91,745	83,928		83,928
<b>Total—Interest on Treasury debt securities (gross) .....</b>	<b>21,243</b>		<b>21,243</b>	<b>173,876</b>		<b>173,876</b>	<b>151,352</b>		<b>151,352</b>
<b>Total—Interest on the public debt .....</b>	<b>21,243</b>		<b>21,243</b>	<b>173,876</b>		<b>173,876</b>	<b>151,352</b>		<b>151,352</b>
Other .....	5		5	29		29	21		21
Proprietary receipts from the public .....		1,149	-1,149		2,391	-2,391		1,380	-1,380
Intrabudgetary transactions .....	155		155	437		437	-189		-189
<b>Total—Department of the Treasury .....</b>	<b>51,483</b>	<b>1,418</b>	<b>50,065</b>	<b>216,071</b>	<b>3,560</b>	<b>212,511</b>	<b>192,336</b>	<b>2,484</b>	<b>189,852</b>
<b>Department of Veterans Affairs:</b>									
Veterans Health Administration:									
Medical care .....	2,075		2,075	10,998		10,998	10,536		10,536
Other .....	317	24	292	1,948	116	1,832	1,901	114	1,786
Veterans Benefits Administration:									
Public enterprise funds:									
Veterans housing benefit program fund .....	2	25	-22	9	45	-36	15	43	-28
Other .....	88	81	7	568	564	4	257	249	7
Compensation and pensions .....	2,865		2,865	11,310		11,310	12,970		12,970
Readjustment benefits .....	256		256	1,282		1,282	1,271		1,271
Insurance funds:									
National service life .....	97		97	468		468	467		467
United States Government Life .....	(* *)		(* *)	3		3	3		3
Veterans special life .....	11	2	9	51	80	-28	49	81	-32
Other .....	8		8	16		16	8		8
<b>Total—Veterans Benefits Administration .....</b>	<b>3,329</b>	<b>108</b>	<b>3,221</b>	<b>13,708</b>	<b>689</b>	<b>13,019</b>	<b>15,041</b>	<b>374</b>	<b>14,668</b>

**Table 5. Outlays of the U.S. Government, February 2006 and Other Periods—Continued**  
 [\$ millions]

Classification	This Month			Current Fiscal Year to Date			Prior Fiscal Year to Date		
	Gross Outlays	Applicable Receipts	Outlays	Gross Outlays	Applicable Receipts	Outlays	Gross Outlays	Applicable Receipts	Outlays
<b>Department of Veterans Affairs:—Continued</b>									
Construction .....	47	(* *)	47	201	(* *)	201	179	(* *)	179
Departmental Administration .....	169	.....	169	1,086	.....	1,086	1,173	.....	1,173
Proprietary receipts from the public:									
National service life .....	.....	13	-13	.....	66	-66	.....	73	-73
Other .....	.....	166	-166	.....	816	-816	.....	829	-829
Intrabudgetary transactions .....	(* *)	.....	(* *)	-1	.....	-1	-2	.....	-2
Offsetting governmental receipts .....	.....	.....	.....	.....	.....	.....	.....	.....	.....
<b>Total—Department of Veterans Affairs .....</b>	<b>5,936</b>	<b>310</b>	<b>5,626</b>	<b>27,940</b>	<b>1,688</b>	<b>26,252</b>	<b>28,828</b>	<b>1,390</b>	<b>27,438</b>
<b>Corps of Engineers:</b>									
Construction .....	109	.....	109	594	.....	594	631	.....	631
Operation and maintenance .....	85	.....	85	467	.....	467	466	.....	466
Flood control .....	403	.....	403	1,979	.....	1,979	592	.....	592
Harbor maintenance trust fund .....	56	.....	56	281	.....	281	305	.....	305
Rivers and harbors contributed funds .....	27	.....	27	158	.....	158	148	.....	148
Other .....	61	.....	61	337	.....	337	410	.....	410
Proprietary receipts from the public .....	.....	31	-31	.....	166	-166	.....	149	-149
Intrabudgetary transactions .....	.....	.....	.....	-10	.....	-10	-10	.....	-10
<b>Total—Corps of Engineers .....</b>	<b>742</b>	<b>31</b>	<b>711</b>	<b>3,805</b>	<b>166</b>	<b>3,639</b>	<b>2,542</b>	<b>149</b>	<b>2,393</b>
<b>Other Defense Civil Programs:</b>									
Military Retirement:									
Payment to military retirement fund .....	.....	.....	.....	23,180	.....	23,180	21,358	.....	21,358
Military retirement fund .....	3,456	.....	3,456	16,800	.....	16,800	15,968	.....	15,968
Retiree Health Care:									
Payment to Department of Defense Medicare-eligible retiree health care fund .....	.....	.....	.....	16,612	.....	16,612	.....	.....	.....
Department of Defense Medicare-eligible retiree health care fund .....	423	.....	423	3,151	.....	3,151	2,750	.....	2,750
Educational Benefits .....	28	.....	28	141	.....	141	133	.....	133
Other .....	13	.....	13	67	.....	67	65	.....	65
Proprietary receipts from the public .....	.....	1	-1	.....	7	-7	.....	9	-9
Intrabudgetary transactions .....	-358	.....	-358	-41,230	.....	-41,230	-22,232	.....	-22,232
<b>Total—Other Defense Civil Programs .....</b>	<b>3,562</b>	<b>1</b>	<b>3,561</b>	<b>18,721</b>	<b>7</b>	<b>18,714</b>	<b>18,042</b>	<b>9</b>	<b>18,033</b>
<b>Environmental Protection Agency:</b>									
Science and technology .....	61	.....	61	341	.....	341	305	.....	305
Environmental programs and management .....	216	.....	216	1,075	.....	1,075	909	.....	909
State and tribal assistance grants .....	276	.....	276	1,519	.....	1,519	1,306	.....	1,306
Payment to the hazardous substance superfund .....	.....	.....	.....	1,208	.....	1,208	1,247	.....	1,247
Hazardous substance superfund .....	95	.....	95	443	.....	443	486	.....	486
Other .....	26	2	25	-5	25	-30	-2	27	-29
Proprietary receipts from the public .....	.....	9	-9	.....	29	-29	.....	21	-21
Intrabudgetary transactions .....	.....	.....	.....	-1,208	.....	-1,208	-1,247	.....	-1,247
Offsetting governmental receipts .....	.....	3	-3	.....	9	-9	.....	9	-9
<b>Total—Environmental Protection Agency .....</b>	<b>675</b>	<b>13</b>	<b>662</b>	<b>3,374</b>	<b>64</b>	<b>3,310</b>	<b>3,005</b>	<b>56</b>	<b>2,948</b>
<b>Executive Office of the President:</b>									
Compensation of the President and the White House Office .....	4	.....	4	19	.....	19	25	.....	25
Office of Management and Budget .....	5	.....	5	29	.....	29	28	.....	28
Office of National Drug Control Policy .....	(* *)	.....	(* *)	12	.....	12	13	.....	13
Iraq relief and reconstruction fund .....	437	.....	437	2,363	.....	2,363	2,290	.....	2,290
Other .....	12	.....	12	68	.....	68	83	.....	83
<b>Total—Executive Office of the President .....</b>	<b>458</b>	<b>.....</b>	<b>458</b>	<b>2,491</b>	<b>.....</b>	<b>2,491</b>	<b>2,440</b>	<b>.....</b>	<b>2,440</b>
<b>General Services Administration:</b>									
Real Property Activities .....	-37	.....	-37	-69	.....	-69	-113	.....	-113
Supply and Technology Activities .....	-41	.....	-41	-178	.....	-178	-38	.....	-38
General Activities .....	8	.....	8	57	.....	57	70	.....	70
Proprietary receipts from the public .....	.....	(* *)	(* *)	.....	(* *)	(* *)	.....	7	-7
Intrabudgetary transactions .....	-2	.....	-2	-7	.....	-7	-7	.....	-7
<b>Total—General Services Administration .....</b>	<b>-72</b>	<b>(* *)</b>	<b>-72</b>	<b>-197</b>	<b>(* *)</b>	<b>-197</b>	<b>-89</b>	<b>7</b>	<b>-95</b>
<b>International Assistance Program:</b>									
International Security Assistance:									
Foreign military loan program .....	29	84	-54	49	189	-139	58	200	-141
Foreign military financing program .....	33	.....	33	4,080	.....	4,080	4,297	.....	4,297
Economic support fund .....	120	.....	120	1,119	.....	1,119	1,015	.....	1,015
Other .....	49	.....	49	412	.....	412	256	.....	256
<b>Total—International Security Assistance .....</b>	<b>232</b>	<b>84</b>	<b>148</b>	<b>5,661</b>	<b>189</b>	<b>5,473</b>	<b>5,626</b>	<b>200</b>	<b>5,426</b>

**Table 5. Outlays of the U.S. Government, February 2006 and Other Periods—Continued**  
 [\$ millions]

Classification	This Month			Current Fiscal Year to Date			Prior Fiscal Year to Date		
	Gross Outlays	Applicable Receipts	Outlays	Gross Outlays	Applicable Receipts	Outlays	Gross Outlays	Applicable Receipts	Outlays
<b>International Assistance Program:—Continued</b>									
Multilateral Assistance:									
Contribution to the International Development									
Association .....				392		392	409		409
International organizations and programs .....	(**)		(**)	8		8	11		11
Other .....	29		29	184		184	867		867
<b>Total—Multilateral Assistance .....</b>	<b>30</b>		<b>30</b>	<b>584</b>		<b>584</b>	<b>1,287</b>		<b>1,287</b>
International Development Assistance:									
Agency for International Development:									
Economic assistance loans .....		61	-61		284	-284		319	-319
Sustainable development assistance program .....	109		109	602		602	639		639
Child survival and disease programs .....	125		125	520		520	681		681
Assistance for the independent States of the Former Soviet Union .....									
Operating expenses .....	34		34	206		206	190		190
Payment to the Foreign Service retirement and disability fund .....	47		47	274		274	262		262
Other .....				(**)		(**)	43		43
Proprietary receipts from the public .....	98	7	91	663	23	640	443	24	419
<b>Total—Agency for International Development .....</b>	<b>413</b>	<b>68</b>	<b>345</b>	<b>2,266</b>	<b>307</b>	<b>1,958</b>	<b>2,257</b>	<b>343</b>	<b>1,914</b>
Overseas Private Investment Corporation:									
Overseas private investment corporation account .....	5	70	-66	29	175	-146	50	133	-83
Proprietary receipts from the public .....		2	-2		14	-14		2	-2
<b>Total—Overseas Private Investment Corporation .....</b>	<b>5</b>	<b>72</b>	<b>-67</b>	<b>29</b>	<b>190</b>	<b>-161</b>	<b>50</b>	<b>135</b>	<b>-85</b>
Peace Corps .....	22		22	115		115	122		122
Other .....	6		6	36		36	38		38
<b>Total—International Development Assistance .....</b>	<b>446</b>	<b>140</b>	<b>305</b>	<b>2,446</b>	<b>497</b>	<b>1,949</b>	<b>2,467</b>	<b>478</b>	<b>1,989</b>
International Monetary Programs .....	55		55	121		121	-799		-799
Military Sales Programs:									
Foreign military sales trust fund .....	1,058		1,058	4,811		4,811	4,449		4,449
Other .....							(**)		(**)
Proprietary receipts from the public .....		838	-838		4,991	-4,991		4,326	-4,326
Other .....	32		32	62		62	6		6
<b>Total—International Assistance Program .....</b>	<b>1,852</b>	<b>1,062</b>	<b>790</b>	<b>13,685</b>	<b>5,677</b>	<b>8,009</b>	<b>13,035</b>	<b>5,004</b>	<b>8,031</b>
<b>National Aeronautics and Space Administration:</b>									
Science, aeronautics, and exploration .....	604		604	2,792		2,792	2,541		2,541
Exploration capabilities .....	588		588	2,796		2,796	2,957		2,957
Human space flight .....	2		2	20		20	105		105
Science, aeronautics, and technology .....	11		11	76		76	385		385
Other .....	-7		-7	4		4	23		23
<b>Total—National Aeronautics and Space Administration .....</b>	<b>1,198</b>		<b>1,198</b>	<b>5,688</b>		<b>5,688</b>	<b>6,011</b>		<b>6,011</b>
<b>National Science Foundation:</b>									
Research and related activities .....	413		413	1,879		1,879	1,652		1,652
Education and human resources .....	2		2	113		113	270		270
Other .....	20		20	126		126	149		149
<b>Total—National Science Foundation .....</b>	<b>435</b>		<b>435</b>	<b>2,118</b>		<b>2,118</b>	<b>2,071</b>		<b>2,071</b>
<b>Office of Personnel Management:</b>									
Government payment for annuitants, employees health and life insurance benefits .....									
Payment to civil service retirement and disability fund .....	847		847	3,539		3,539	3,160		3,160
Civil service retirement and disability fund .....	4,826		4,826	23,669		23,669	22,451		22,451
Employees life insurance fund .....	200	580	-380	892	1,777	-885	824	1,522	-698
Employees and retired employees health benefits fund .....	2,460	2,649	-189	12,574	13,480	-906	11,745	12,430	-686
Other .....	17		17	109		109	10		10
Intrabudgetary transactions:									
Civil service retirement and disability fund:									
General fund contributions .....									
Other .....	-2		-2	-13		-13	-14		-14
<b>Total—Office of Personnel Management .....</b>	<b>8,347</b>	<b>3,229</b>	<b>5,119</b>	<b>40,770</b>	<b>15,257</b>	<b>25,513</b>	<b>38,177</b>	<b>13,953</b>	<b>24,224</b>



**Table 5. Outlays of the U.S. Government, February 2006 and Other Periods—Continued**  
 [\$ millions]

Classification	This Month			Current Fiscal Year to Date			Prior Fiscal Year to Date		
	Gross Outlays	Applicable Receipts	Outlays	Gross Outlays	Applicable Receipts	Outlays	Gross Outlays	Applicable Receipts	Outlays
<b>Small Business Administration:</b>									
Public enterprise funds:									
Business loan fund .....	5	-1	7	144	20	125	2,068	20	2,048
Disaster loan fund .....	33	1	32	107	2	105	936	5	931
Other .....	1	(* *)	1	6	2	4	2	2	1
Other .....	73	.....	73	240	(* *)	240	-359	(* *)	-359
Proprietary receipts from the public .....	.....	.....	.....	.....	.....	.....	.....	540	-540
<b>Total—Small Business Administration .....</b>	<b>113</b>	<b>-1</b>	<b>113</b>	<b>497</b>	<b>24</b>	<b>473</b>	<b>2,647</b>	<b>566</b>	<b>2,081</b>
<b>Social Security Administration:</b>									
Payments to social security trust funds .....	15	.....	15	7,893	.....	7,893	9,186	.....	9,186
Supplemental security income program .....	3,147	.....	3,147	13,309	.....	13,309	15,385	.....	15,385
Federal old-age and survivors insurance trust fund (off-budget):									
Benefit payments .....	37,915	.....	37,915	185,735	.....	185,735	176,629	.....	176,629
Administrative expenses .....	219	.....	219	1,278	.....	1,278	1,172	.....	1,172
Payment to railroad retirement account .....	.....	.....	.....	.....	.....	.....	.....	.....	.....
Other .....	.....	.....	.....	350	.....	350	.....	.....	.....
<b>Total—FOASI trust fund .....</b>	<b>38,135</b>	<b>.....</b>	<b>38,135</b>	<b>187,362</b>	<b>.....</b>	<b>187,362</b>	<b>177,801</b>	<b>.....</b>	<b>177,801</b>
Federal disability insurance trust fund (off-budget):									
Benefit payments .....	7,432	.....	7,432	36,511	.....	36,511	33,743	.....	33,743
Administrative expenses .....	176	.....	176	964	.....	964	976	.....	976
Payment to railroad retirement account .....	.....	.....	.....	.....	.....	.....	.....	.....	.....
Other .....	.....	.....	.....	.....	.....	.....	(* *)	.....	(* *)
<b>Total—FDI trust fund .....</b>	<b>7,609</b>	<b>.....</b>	<b>7,609</b>	<b>37,475</b>	<b>.....</b>	<b>37,475</b>	<b>34,719</b>	<b>.....</b>	<b>34,719</b>
Other .....	20	.....	20	48	.....	48	78	.....	78
Proprietary receipts from the public:									
On-budget .....	.....	88	-88	.....	853	-853	.....	836	-836
Off-budget .....	.....	12	-12	.....	15	-15	.....	19	-19
Intrabudgetary transactions:									
On-budget:									
Quinquennial adjustment for military service credits from FOASI and FDI .....	.....	.....	.....	-350	.....	-350	.....	.....	.....
Off-budget <sup>1</sup> .....	-15	.....	-15	-7,893	.....	-7,893	-9,185	.....	-9,185
<b>Total—Social Security Administration .....</b>	<b>48,911</b>	<b>100</b>	<b>48,811</b>	<b>237,845</b>	<b>867</b>	<b>236,978</b>	<b>227,985</b>	<b>855</b>	<b>227,130</b>
<b>Other independent agencies:</b>									
Broadcasting Board of Governors .....	48	.....	48	235	.....	235	256	.....	256
Corporation for National and Community Service .....	72	.....	72	361	.....	361	329	.....	329
Corporation for Public Broadcasting .....	60	.....	60	460	.....	460	466	.....	466
District of Columbia:									
Courts .....	18	.....	18	85	.....	85	80	.....	80
General and special payments .....	-35	.....	-35	231	(* *)	231	244	(* *)	244
Other .....	.....	.....	.....	.....	.....	.....	.....	.....	.....
Election Assistance Commission .....	1	.....	1	61	.....	61	424	.....	424
Equal Employment Opportunity Commission .....	25	(* *)	25	136	1	135	134	1	133
Export-Import Bank of the United States .....	22	141	-119	92	491	-399	129	181	-53
Federal Communications Commission:									
Universal service fund .....	644	.....	644	3,427	.....	3,427	3,306	.....	3,306
Spectrum auction program account .....	1	.....	1	139	.....	139	1,243	.....	1,243
Other .....	20	60	-40	58	341	-283	102	983	-881
Federal Deposit Insurance Corporation:									
Bank insurance fund .....	69	346	-277	351	778	-427	394	431	-36
Savings association insurance fund .....	10	152	-143	51	332	-282	49	223	-174
FSLIC resolution fund .....	135	11	124	427	65	362	51	154	-103
Office of Inspector General .....	.....	.....	.....	.....	.....	.....	.....	.....	.....
<b>Total—Federal Deposit Insurance Corporation .....</b>	<b>215</b>	<b>510</b>	<b>-295</b>	<b>828</b>	<b>1,175</b>	<b>-347</b>	<b>494</b>	<b>808</b>	<b>-313</b>
Federal Drug Control Programs .....	53	.....	53	158	.....	158	90	.....	90
Legal Services Corporation .....	24	.....	24	135	.....	135	139	.....	139
National Archives and Records Administration .....	42	1	40	144	7	136	134	13	121
National Credit Union Administration .....	11	34	-23	78	246	-168	72	268	-196
National Endowment for the Arts .....	5	.....	5	49	.....	49	48	.....	48
National Endowment for the Humanities .....	9	.....	9	50	.....	50	47	.....	47
Institute of Museum and Library Services .....	2	.....	2	4	.....	4	101	.....	101
National Labor Relations Board .....	19	.....	19	103	.....	103	102	.....	102
Nuclear Regulatory Commission .....	50	90	-40	277	271	6	266	233	33
Postal Service:									
Public enterprise funds (off-budget) .....	5,319	5,620	-300	29,811	30,784	-972	28,987	30,856	-1,869
Payments to the Postal Service fund .....	.....	.....	.....	105	.....	105	573	.....	573

**Table 5. Outlays of the U.S. Government, February 2006 and Other Periods—Continued**  
 [\$ millions]

Classification	This Month			Current Fiscal Year to Date			Prior Fiscal Year to Date		
	Gross Outlays	Applicable Receipts	Outlays	Gross Outlays	Applicable Receipts	Outlays	Gross Outlays	Applicable Receipts	Outlays
<b>Other independent agencies:—Continued</b>									
Railroad Retirement Board:									
Federal windfall subsidy .....	8	.....	8	41	.....	41	46	.....	46
Federal payments to the railroad retirement accounts ..	(* *)	.....	(* *)	216	.....	216	234	.....	234
Railroad unemployment insurance trust fund .....	6	.....	6	34	.....	34	33	.....	33
Rail industry pension fund:									
Benefit payments .....	317	.....	317	1,564	.....	1,564	1,530	.....	1,530
Advances from FOASDI fund .....	-99	.....	-99	-495	.....	-495	-489	.....	-489
OASDI certifications .....	101	.....	101	496	.....	496	489	.....	489
Administrative expenses .....	8	.....	8	39	.....	39	44	.....	44
Interest on refund of taxes .....	(* *)	.....	(* *)	(* *)	.....	(* *)	3	.....	3
Transfers to the National railroad retirement investment trust .....	.....	.....	.....	.....	.....	.....	.....	.....	.....
Other .....	1	.....	1	3	.....	3	3	.....	3
National railroad retirement investment trust:									
Benefit payments .....	.....	.....	.....	.....	.....	.....	.....	.....	.....
Administrative expenses .....	1	.....	1	15	.....	15	3	.....	3
Transfers to the railroad retirement trust funds from the National railroad retirement investment trust .....	99	.....	99	423	.....	423	364	.....	364
Railroad Social Security equivalent benefit account:									
Benefit payments .....	466	.....	466	2,285	.....	2,285	2,223	.....	2,223
Interest on refund of taxes .....	(* *)	.....	(* *)	(* *)	.....	(* *)	4	.....	4
Transfers to the National railroad retirement investment trust .....	.....	.....	.....	.....	.....	.....	.....	.....	.....
Other .....	.....	.....	.....	.....	.....	.....	.....	.....	.....
Proprietary receipts from the public .....	.....	908	-908	.....	1,816	-1,816	.....	2,090	-2,090
Intrabudgetary transactions:									
Payments from other funds to the railroad retirement trust funds .....	.....	.....	.....	.....	.....	.....	.....	.....	.....
Payments from the railroad retirement trust funds to the National railroad retirement investment trust .....	.....	.....	.....	.....	.....	.....	.....	.....	.....
Other .....	-99	.....	-99	-639	.....	-639	-598	.....	-598
<b>Total—Railroad Retirement Board .....</b>	<b>808</b>	<b>908</b>	<b>-100</b>	<b>3,983</b>	<b>1,816</b>	<b>2,167</b>	<b>3,888</b>	<b>2,090</b>	<b>1,798</b>
Securities and Exchange Commission .....	23	.....	23	178	.....	178	86	.....	86
Smithsonian Institution .....	66	.....	66	312	.....	312	279	.....	279
Tennessee Valley Authority .....	1,369	1,514	-145	8,272	8,310	-38	8,113	8,209	-97
Other .....	139	28	111	1,098	162	936	1,031	206	825
<b>Total—Other independent agencies .....</b>	<b>9,028</b>	<b>8,905</b>	<b>123</b>	<b>50,870</b>	<b>43,605</b>	<b>7,265</b>	<b>51,159</b>	<b>43,849</b>	<b>7,310</b>
<b>Undistributed offsetting receipts:</b>									
Other interest .....	.....	.....	.....	.....	1	-1	.....	(* *)	(* *)
Employer share, employee retirement:									
Department of Health and Human Services:									
Federal hospital insurance trust fund:									
Federal employer contributions .....	-226	.....	-226	-1,118	.....	-1,118	-1,083	.....	-1,083
Postal Service employer contributions .....	-56	.....	-56	-280	.....	-280	-301	.....	-301
Payments for military service credits .....	.....	.....	.....	.....	.....	.....	.....	.....	.....
Department of State:									
Foreign Service retirement and disability fund .....	-14	.....	-14	-75	.....	-75	-71	.....	-71
Other Defense Civil Programs:									
Military retirement fund .....	-1,182	.....	-1,182	-7,854	.....	-7,854	-7,593	.....	-7,593
Department of Defense Medicare-eligible retiree health care fund .....	.....	.....	.....	-11,105	.....	-11,105	-4,413	.....	-4,413
Office of Personnel Management:									
Civil service retirement and disability fund .....	-1,225	.....	-1,225	-7,228	.....	-7,228	-6,773	.....	-6,773
Social Security Administration (off-budget):									
Federal old-age and survivors insurance trust fund:									
Federal employer contributions .....	-861	.....	-861	-3,888	.....	-3,888	-3,694	.....	-3,694
Payments for military service credits .....	.....	.....	.....	.....	.....	.....	.....	.....	.....
Federal disability insurance trust fund:									
Federal employer contributions .....	-146	.....	-146	-661	.....	-661	-626	.....	-626
Payments for military service credits .....	.....	.....	.....	.....	.....	.....	.....	.....	.....
Other .....	(* *)	.....	(* *)	(* *)	.....	(* *)	(* *)	.....	(* *)
<b>Total—Employer share, employee retirement .....</b>	<b>-3,711</b>	<b>.....</b>	<b>-3,711</b>	<b>-32,209</b>	<b>.....</b>	<b>-32,209</b>	<b>-24,553</b>	<b>.....</b>	<b>-24,553</b>

**Table 5. Outlays of the U.S. Government, February 2006 and Other Periods—Continued**  
 [\$ millions]

Classification	This Month			Current Fiscal Year to Date			Prior Fiscal Year to Date		
	Gross Outlays	Applicable Receipts	Outlays	Gross Outlays	Applicable Receipts	Outlays	Gross Outlays	Applicable Receipts	Outlays
<b>Undistributed offsetting receipts:—Continued</b>									
Interest received by trust funds:									
Judicial Branch:									
Judicial survivors annuity fund .....	-4	.....	-4	-11	.....	-11	-12	.....	-12
Department of Health and Human Services:									
Federal hospital insurance trust fund .....	-61	.....	-61	-7,562	.....	-7,562	-7,445	.....	-7,445
Federal supplementary medical insurance trust fund .....	-50	.....	-50	-613	.....	-613	-581	.....	-581
Department of Homeland Security:									
Oil spill liability trust fund .....	-2	.....	-2	-8	.....	-8	-7	.....	-7
Other .....	-10	.....	-10	-22	.....	-22	-16	.....	-16
Department of Labor:									
Unemployment trust fund .....	-5	.....	-5	-1,292	.....	-1,292	-1,227	.....	-1,227
Department of State:									
Foreign Service retirement and disability fund .....	(* *)	.....	(* *)	-378	.....	-378	-380	.....	-380
Department of Transportation:									
Airport and airway trust fund .....	-5	.....	-5	-203	.....	-203	-178	.....	-178
Department of Veterans Affairs:									
National service life insurance fund .....	(* *)	.....	(* *)	-319	.....	-319	-344	.....	-344
United States government life insurance fund .....	(* *)	.....	(* *)	-1	.....	-1	-2	.....	-2
Corps of Engineers .....	-72	.....	-72	-68	.....	-68	-29	.....	-29
Other Defense Civil Programs:									
Military retirement fund .....	-978	.....	-978	-5,350	.....	-5,350	-5,736	.....	-5,736
Educational benefits fund .....	-6	.....	-6	-24	.....	-24	-20	.....	-20
Armed Forces Retirement Home .....	.....	.....	.....	-2	.....	-2	-3	.....	-3
Environmental Protection Agency .....	-43	.....	-43	-65	.....	-65	-50	.....	-50
Office of Personnel Management:									
Civil service retirement and disability fund .....	-19	.....	-19	-18,175	.....	-18,175	-18,072	.....	-18,072
Social Security Administration (off-budget):									
Federal old-age and survivors insurance trust fund ...	-102	.....	-102	-42,321	.....	-42,321	-39,942	.....	-39,942
Federal disability insurance trust fund .....	-26	.....	-26	-5,116	.....	-5,116	-5,006	.....	-5,006
Independent agencies:									
Railroad Retirement Board .....	-2	.....	-2	-26	.....	-26	-14	.....	-14
Other .....	-8	.....	-8	-17	.....	-17	-12	.....	-12
Other .....	-47	.....	-47	-64	.....	-64	-67	.....	-67
Total—Interest received by trust funds .....	-1,438	.....	-1,438	-81,640	.....	-81,640	-79,143	.....	-79,143
Rents and royalties on the outer continental shelf lands ..	.....	586	-586	.....	3,014	-3,014	.....	2,393	-2,393
Sale of major assets .....	.....	.....	.....	.....	.....	.....	.....	.....	.....
Spectrum auction proceeds .....	.....	.....	.....	.....	.....	.....	.....	.....	.....
<b>Total—Undistributed offsetting receipts .....</b>	<b>-5,149</b>	<b>586</b>	<b>-5,735</b>	<b>-113,850</b>	<b>3,014</b>	<b>-116,864</b>	<b>-103,696</b>	<b>2,393</b>	<b>-106,089</b>
<b>Total outlays .....</b>	<b>258,684</b>	<b>26,632</b>	<b>232,052</b>	<b>1,208,477</b>	<b>117,884</b>	<b>1,090,593</b>	<b>1,118,211</b>	<b>104,512</b>	<b>1,013,699</b>
<b>Total on-budget .....</b>	<b>208,771</b>	<b>21,000</b>	<b>187,771</b>	<b>1,013,707</b>	<b>87,085</b>	<b>926,621</b>	<b>935,157</b>	<b>73,637</b>	<b>861,521</b>
<b>Total off-budget .....</b>	<b>49,913</b>	<b>5,632</b>	<b>44,281</b>	<b>194,770</b>	<b>30,799</b>	<b>163,971</b>	<b>183,054</b>	<b>30,875</b>	<b>152,179</b>
<b>Total surplus (+) or deficit .....</b>			<b>-119,199</b>			<b>-217,519</b>			<b>-223,419</b>
<b>Total on-budget .....</b>			<b>-122,678</b>			<b>-288,262</b>			<b>-293,830</b>
<b>Total off-budget .....</b>			<b>+3,480</b>			<b>+70,743</b>			<b>+70,411</b>

**MEMORANDUM**

Receipts offset against outlays

[\$ millions]

	Current Fiscal Year to Date	Comparable Period Prior Fiscal Year
Proprietary receipts .....	37,809	32,789
Intrabudgetary transactions .....	230,358	193,022
Governmental receipts .....	2,128	1,885
Total receipts offset against outlays .....	<u>270,295</u>	<u>227,695</u>

<sup>1</sup>Includes FICA and SECA tax credits, non-contributory military service credits, special benefits for the aged, and credit for the unnegotiated OASI benefit checks.  
 ... No Transactions.

(\* \*) Less than \$500,000.

Note: Details may not add to totals due to rounding.

**Table 6. Means of Financing the Deficit or Disposition of Surplus by the U.S. Government, February 2006 and Other Periods**

[\$ millions]

Assets and Liabilities Directly Related to Budget Off-budget Activity	Net Transactions (-) denotes net reduction of either liability or asset accounts			Account Balances Current Fiscal Year		
	This Month	Fiscal Year to Date		Beginning of		Close of This month
		This Year	Prior Year	This Year	This Month	
<b>Liability accounts:</b>						
Borrowing from the public:						
Treasury securities, issued under general Financing authorities:						
Debt held by the public .....	46,480	169,878	200,943	4,601,239	4,724,637	4,771,117
Intragovernmental holdings .....	27,336	167,298	133,142	3,331,471	3,471,433	3,498,769
Total Treasury securities outstanding .....	73,815	337,176	334,085	7,932,710	8,196,070	8,269,886
Plus premium on Treasury securities .....	-39	-222	538	4,645	4,463	4,424
Less discount on Treasury securities .....	22,283	24,722	922	58,192	60,631	82,914
Total Treasury securities net of Premium and discount .....	51,493	312,232	333,701	7,879,163	8,139,902	8,191,395
Agency securities, issued under special financing authorities (see Schedule B. for other Agency borrowing, see Schedule C) .....	-226	-189	-274	23,637	23,674	23,448
Total federal securities .....	51,266	312,043	333,427	7,902,800	8,163,577	8,214,843
Deduct:						
Federal securities held as investments of government accounts (see Schedule D) .....	27,782	167,871	131,070	3,331,333	3,471,422	3,499,204
Less discount on federal securities held as investments of government accounts .....	21,644	23,056	-652	18,145	19,557	41,201
Net federal securities held as investments of government accounts .....	6,138	144,816	131,722	3,313,188	3,451,865	3,458,003
Total borrowing from the public .....	45,128	167,228	201,705	4,589,612	4,711,712	4,756,840
Accrued interest payable to the public .....	-15,852	-7,856	-9,077	34,965	42,961	27,109
Allocations of special drawing rights .....	-51	-71	309	7,102	7,082	7,031
Deposit funds .....	39,048	38,827	4,283	15,399	15,178	54,226
Miscellaneous liability accounts (includes checks outstanding etc.) .....	3,030	-134	3,005	10,813	7,649	10,679
<b>Total liability accounts .....</b>	<b>71,304</b>	<b>197,994</b>	<b>200,225</b>	<b>4,657,891</b>	<b>4,784,581</b>	<b>4,855,885</b>
<b>Asset accounts (deduct)</b>						
Cash and monetary assets:						
U.S. Treasury operating cash: <sup>1</sup>						
Federal Reserve account .....	-582	644	-1,314	4,381	5,606	5,024
Tax and loan note accounts .....	-50,165	-18,218	-15,412	31,300	63,247	13,082
Balance .....	-50,746	-17,574	-16,726	35,680	68,853	18,106
Special drawing rights:						
Total holdings .....	7	65	-1,055	8,245	8,302	8,310
SDR certificates issued to Federal Reserve Banks .....	.....	.....	.....	-2,200	-2,200	-2,200
Balance .....	7	65	-1,055	6,045	6,102	6,110
Reserve position on the U.S. quota in the IMF:						
U.S. subscription to International Monetary Fund:						
Direct quota payments .....	.....	.....	.....	46,525	46,525	46,525
Maintenance of value adjustments .....	-385	-536	2,340	7,322	7,171	6,785
Letter of credit issued to IMF .....	54	-5,532	-4,901	-42,218	-47,804	-47,750
Dollar deposits with the IMF .....	1	45	-5	-181	-137	-136
Receivable/Payable (-) for interim maintenance of value adjustments .....	330	415	-1,541	1,799	1,884	2,214
Balance .....	(* *)	-5,608	-4,106	13,247	7,638	7,639
Loans to International Monetary Fund .....	.....	.....	.....	.....	.....	.....
Other cash and monetary assets .....	-415	86	975	20,810	21,311	20,896
Total cash and monetary assets .....	-51,153	-23,031	-20,912	75,782	103,904	52,751
Non-federal securities of the National railroad retirement investment trust .....	938	1,538	1,419	26,135	26,735	27,673
Net Activity, Guaranteed Loan Financing .....	1,165	531	-4,018	-35,723	-36,357	-35,193
Net Activity, Direct Loan Financing .....	761	692	-502	155,616	155,547	156,308
Miscellaneous asset accounts .....	395	827	849	750	1,182	1,577
<b>Total asset accounts .....</b>	<b>-47,894</b>	<b>-19,444</b>	<b>-23,163</b>	<b>222,561</b>	<b>251,010</b>	<b>203,116</b>
<b>Excess of liabilities (+) or assets (-) .....</b>	<b>+119,199</b>	<b>+217,438</b>	<b>+223,389</b>	<b>+4,435,331</b>	<b>+4,533,570</b>	<b>+4,652,769</b>
Transactions not applied to current year's surplus or deficit (see Schedule A for Details) .....	.....	81	30	.....	81	81
<b>Total budget and off-budget federal entities (financing of deficit (+) or disposition of surplus (-)) .....</b>	<b>119,199</b>	<b>+217,519</b>	<b>+223,419</b>	<b>+4,435,331</b>	<b>+4,533,651</b>	<b>+4,652,850</b>

<sup>1</sup>Major sources of information used to determine Treasury's operating cash balance include Federal Reserve Banks, the Treasury Regional Finance Centers, the Internal Revenue Service Centers, the Bureau of the Public Debt and various electronic systems. Deposits are reflected as received and withdrawals are reflected as processed.

... No Transactions.

(\* \*) Less than \$500,000.

Note: Details may not add to totals due to rounding.

**Table 6. Schedule A—Analysis of Change in Excess of Liabilities of the U.S. Government, February 2006 and Other Periods**

Classification	[\$ millions]		
	This Month	Fiscal Year to Date	
		This Year	Prior Year
<b>Excess of liabilities beginning of period:</b>			
Based on composition of unified budget in preceding period .....	4,533,570	4,435,331	4,117,208
Adjustments during current fiscal year for changes in composition of unified budget:			
Revisions by federal agencies to the prior budget results .....	.....	-1	433
Excess of liabilities beginning of period (current basis) .....	4,533,570	4,435,331	4,117,641
<b>Budget surplus (-) or deficit:</b>			
Based on composition of unified budget in prior fiscal year .....	119,199	217,519	223,419
Changes in composition of unified budget .....	.....	.....	.....
Total surplus (-) or deficit (Table 2) .....	119,199	217,519	223,419
Total-on-budget (Table 2) .....	122,678	288,262	293,830
Total-off-budget (Table 2) .....	-3,480	-70,743	-70,411
<b>Transactions not applied to current year's surplus or deficit:</b>			
Seigniorage .....	.....	-81	-30
Reclassification of aged unreconciled accounts .....	.....	.....	(*)
Total-transactions not applied to current year's surplus or deficit .....	.....	-81	-30
<b>Excess of liabilities close of period .....</b>	<b>4,652,769</b>	<b>4,652,769</b>	<b>4,341,030</b>

**Table 6. Schedule B—Securities Issued by Federal Agencies Under Special Financing Authorities, February 2006 and Other Periods**

Classification	[\$ millions]					
	Net Transactions (-) denotes net reduction of liability accounts			Account Balances Current Fiscal Year		
	This Month	Fiscal Year to Date		Beginning of		Close of This month
This Year		Prior Year	This Year	This Month		
<b>Agency securities, issued under special financing authorities:</b>						
Obligations guaranteed by the United States, issued by:						
Department of Housing and Urban Development:						
Federal Housing Administration .....	-81	-61	17	146	166	85
Obligations not guaranteed by the United States, issued by:						
Legislative Branch:						
Architect of the Capitol .....	-7	-3	-5	160	164	157
Independent agencies:						
Federal Communications Commission .....	.....	.....	.....	(*)	(*)	(*)
National Archives and Records Administration .....	.....	.....	.....	235	235	235
Tennessee Valley Authority .....	-138	-125	-286	23,097	23,109	22,971
<b>Total agency securities .....</b>	<b>-226</b>	<b>-189</b>	<b>-274</b>	<b>23,637</b>	<b>23,674</b>	<b>23,448</b>

... No Transactions.

(\*) Less than \$500,000.

Note: Details may not add to totals due to rounding.

**Table 6. Schedule C (Memorandum)—Federal Agency Borrowing Financed Through the Issue of Treasury Securities, February 2006 and Other Periods**

[\$ millions]

Classification	Transactions			Account Balances Current Fiscal Year		
	This Month	Fiscal Year to Date		Beginning of		Close of This month
		This Year	Prior Year	This Year	This Month	
<b>Borrowing from the Treasury:</b>						
Department of Agriculture:						
Farm Service Agency:						
Commodity Credit Corporation .....	946	-5,098	6,919	20,833	14,789	15,735
Agricultural credit insurance fund .....		328		5,723	6,050	6,050
Farm storage facility loans .....		23	38	286	309	309
Apple loans fund .....				1	1	1
Emergency boll weevil loan fund .....	(**)	(**)	(**)	4	4	4
Natural Resources Conservation Service .....				5	5	5
Rural Housing Service:						
Rural housing insurance .....	82	398		10,989	11,305	11,387
Rural community facility loans fund .....	32	158	103	1,619	1,745	1,777
Rural Business – Cooperative Service:						
Rural business and industry loans .....	4	4		156	156	159
Rural development loan fund .....	1	6		237	241	242
Rural economic development loan fund .....	2	12		69	79	81
Rural Utilities Service:						
Rural water and waste disposal fund .....	46	148	283	6,023	6,124	6,170
Rural electrification and telecommunications fund .....	94	323	490	11,932	12,161	12,255
Rural telephone bank .....	2	12		335	346	347
Distance learning and telemedicine program .....	1	21	32	199	219	220
Foreign Agricultural Service .....	-15	-871	-67	1,979	1,123	1,108
Department of Commerce:						
National Oceanic and Atmospheric Administration:						
Fisheries finance .....	-7	68	141	347	421	414
Fishing vessel obligations .....	-1	-1		11	10	10
Department of Defense – Military:						
Arms initiative loans .....		11			11	11
Family Housing improvement loans .....		37	2	71	108	108
Department of Education:						
College housing and academic facilities loans .....		(**)	(**)	100	99	99
Federal direct student loans .....	4,310	16,854	11,282	104,372	116,916	121,226
Department of Energy:						
Bonneville Power Administration fund .....		-90	17	2,777	2,687	2,687
Department of Homeland Security:						
National flood insurance fund .....	2,000	15,775	200	225	14,000	16,000
Disaster assistance loan fund .....	64	149	-8	1	85	150
Department of Housing and Urban Development:						
Public and Indian Housing Programs:						
Low-rent public housing – loans and other expenses .....		10	20		10	10
Housing Programs:						
Federal Housing Administration .....		1		7,548	7,549	7,549
Housing for the elderly and handicapped .....	-239	-239		239	239	
Department of the Interior:						
Helium fund .....				252	252	252
Bureau of Reclamation loan fund .....				97	97	97
Bureau of Indian Affairs .....				30	30	30
Assistance to American Samoa loan fund .....				14	14	14
Department of Justice:						
Federal Prison Industries, Incorporated .....				20	20	20
Department of State:						
Repatriation loans .....	(**)	(**)	(**)	1	1	1
Department of Transportation:						
Federal Aviation Administration:						
Aircraft purchase loan guarantee program .....				(**)	(**)	(**)
Federal Highway Administration:						
Transportation infrastructure finance and innovation fund .....		33	56	303	336	336
Federal Railroad Administration:						
Railroad rehabilitation and improvement loan fund .....	16	38	(**)	392	414	430
Other .....				(**)	(**)	(**)
Maritime Administration:						
Ocean freight differential .....		-133	-530	242	109	109
Maritime guaranteed loan (Title XI) fund .....		-10		10		
Department of Treasury:						
Departmental Offices:						
Air transportation stabilization fund .....			65	52	52	52
Community development financial institutions fund .....	1	1	1	41	41	42
Federal Financing Bank revolving fund .....	611	819	-15,706	12,413	12,621	13,232
Department of Veterans Affairs:						
Veterans housing benefit program fund .....		-1,100	710	2,160	1,060	1,060
Native American veteran housing fund .....			1	32	32	32
Vocational rehabilitation loan fund .....	2	3	4	2	3	5
Guaranteed transitional housing loans for homeless veterans .....				(**)	(**)	(**)

**Table 6. Schedule C (Memorandum)—Federal Agency Borrowing Financed Through the Issue of Treasury Securities, February 2006 and Other Periods—Continued**

[\$ millions]

Classification	Transactions			Account Balances Current Fiscal Year		
	This Month	Fiscal Year to Date		Beginning of		Close of This month
		This Year	Prior Year	This Year	This Month	
<b>Borrowing from the Treasury:—Continued</b>						
Corps of Engineers:						
Washington aqueduct .....		(*)	(*)	14	14	14
Environmental Protection Agency:						
Abatement, control, and compliance loan program .....	-2	-2		22	22	20
General Services Administration:						
Land acquisition and development fund .....				(*)	(*)	(*)
International Assistance Program:						
International Security Assistance:						
Foreign military loan program .....			77	405	405	405
Military debt reduction .....		-7		231	224	224
Agency for International Development:						
International debt reduction .....				422	422	422
Overseas Private Investment Corporation .....	22	98	51	672	748	770
Small Business Administration:						
Business loan fund .....	746	746	486	1,110	1,110	1,855
Disaster loan fund .....	583	4,512	3,713	6,585	10,515	11,098
Independent agencies:						
Export-Import Bank of the United States .....				5,848	5,848	5,848
Federal Communications Commission:						
Spectrum auction loan fund .....		181	37	1,274	1,454	1,454
Presidio trust fund .....				50	50	50
Railroad Retirement Board:						
Social Security equivalent benefit account .....	241	1,336	1,349	2,973	4,068	4,309
Smithsonian Institution:						
John F. Kennedy Center parking facilities .....				20	20	20
Tennessee Valley Authority .....		150	150		150	150
<b>Total agency borrowing from the Treasury financed through Treasury securities issued .....</b>	<b>9,541</b>	<b>34,702</b>	<b>9,915</b>	<b>211,763</b>	<b>236,924</b>	<b>246,465</b>
<b>Borrowing from the Federal Financing Bank:</b>						
Department of Agriculture:						
Rural Utilities Service:						
Rural electrification and telecommunications fund .....	643	1,290	899	22,807	23,454	24,097
Rural development insurance fund .....			-30			
Department of Defense – Military:						
Department of the Navy .....				1,624	1,624	1,624
Defense agencies .....		-118	-11	-1,249	-1,367	-1,367
Department of Education:						
Historically Black college and university capital financing fund .....	2	2	2	126	126	128
Department of Health and Human Services:						
Health maintenance organization loan and loan guarantee fund .....				(*)	(*)	(*)
Department of Housing and Urban Development:						
Low-rent housing – loans and other expenses .....		-88	-83	972	884	884
Community development grants .....		(*)	(*)	(*)	(*)	(*)
Department of the Interior:						
Assistance to territories .....		-2	-2	6	4	4
Department of Transportation:						
Railroad rehabilitation and improvement loan fund .....		(*)	(*)	3	3	3
Department of Veterans Affairs:						
Guaranteed transitional housing for homeless veterans .....	(*)	2			2	2
General Services Administration:						
Federal buildings fund .....	3	2	1	2,144	2,142	2,145
International Assistance Program:						
Foreign military financing program .....	-34	-99	-99	1,244	1,179	1,145
Small Business Administration:						
Business loan fund .....	-1	-6	-8	40	35	33
Independent agencies:						
Postal Service .....			-1,800			
<b>Total borrowing from the Federal Financing Bank .....</b>	<b>613</b>	<b>983</b>	<b>-1,132</b>	<b>27,716</b>	<b>28,086</b>	<b>28,699</b>

Note: This table includes lending by the Federal Financing Bank accomplished by the purchase of agency financial assets, by the acquisition of agency debt securities, and by direct loans on behalf of an agency. The Federal Financing Bank borrows from Treasury and issues its own securities and in turn may loan these funds to agencies in lieu of agencies borrowing directly through Treasury or issuing their own securities.

... No Transactions.

(\*) Less than \$500,000.

Note: Details may not add to totals due to rounding.

**Table 6. Schedule D—Investments of Federal Government Accounts in Federal Securities, February 2006 and Other Periods**

[\$ millions]

Classification	Net Purchases or Sales (-)			Securities Held as Investments Current Fiscal Year		
	This Month	Fiscal Year to Date		Beginning of		Close of This month
		This Year	Prior Year	This Year	This Month	
<b>Federal funds:</b>						
Department of Agriculture .....	-2	55	12	64	121	119
Department of Commerce .....	.....	2	2	.....	2	2
Department of Defense-Military:						
Defense cooperation account .....	(* *)	(* *)	6	6	6	6
Department of Energy .....	698	1,935	747	37,449	38,687	39,385
Department of Homeland Security .....	.....	.....	-784	.....	.....	.....
Department of Housing and Urban Development:						
Housing Programs:						
Federal Housing Administration fund .....	216	1,319	771	22,646	23,749	23,965
Government National Mortgage Association:						
Guarantees of mortgage-backed securities .....	-3	148	140	7,949	8,100	8,097
Other .....	.....	.....	35	.....	.....	.....
Department of the Interior .....	35	577	688	5,779	6,321	6,356
Department of Labor .....	24,579	25,447	-147	13,074	13,942	38,521
Department of Transportation .....	.....	53	54	565	618	618
Department of the Treasury .....	49	181	1,924	15,651	15,782	15,831
Department of Veterans Affairs:						
Canteen service revolving fund .....	.....	.....	-2	26	26	26
Veterans reopened insurance fund .....	-3	-3	-4	422	422	419
Servicemen's group life insurance fund .....	.....	(* *)	(* *)	(* *)	(* *)	(* *)
Other Defense Civil Programs:						
Uniformed services retiree health care fund .....	-49	21,874	18,294	52,873	74,797	74,747
Independent agencies:						
Federal Deposit Insurance Corporation:						
Bank insurance fund .....	276	393	37	32,733	32,850	33,126
Savings association insurance fund .....	156	285	174	12,325	12,454	12,610
FSLIC resolution fund .....	10	-23	33	3,123	3,090	3,100
National Credit Union Administration .....	23	198	208	6,468	6,643	6,666
Postal Service .....	408	1,057	-41	1,218	1,866	2,274
Tennessee Valley Authority .....	.....	.....	-101	.....	.....	.....
Other .....	102	-61	2,009	11,238	11,075	11,177
Other .....	123	269	141	6,126	6,272	6,395
Total Treasury securities .....	26,618	53,705	24,196	229,736	256,824	283,441
<b>Total Federal funds .....</b>	<b>26,618</b>	<b>53,705</b>	<b>24,196</b>	<b>229,736</b>	<b>256,824</b>	<b>283,441</b>
<b>Trust funds:</b>						
Legislative Branch:						
Library of Congress .....	(* *)	6	-2	43	49	49
United States Tax Court .....	(* *)	(* *)	(* *)	8	8	8
Other .....	-1	-5	-1	59	55	54
Judicial Branch:						
Judicial retirement funds .....	2	44	38	666	709	711
Department of Agriculture .....	-13	26	5	5	44	31
Department of Defense-Military:						
Voluntary separation incentive fund .....	4	38	36	661	695	699
Other .....	-1	5	9	34	40	39



**Table 6. Schedule D—Investments of Federal Government Accounts in Federal Securities, February 2006 and Other Periods—Continued**

Classification	[\$ millions]					
	Net Purchases or Sales (-)			Securities Held as Investments Current Fiscal Year		
	This Month	Fiscal Year to Date		Beginning of		Close of This month
This Year		Prior Year	This Year	This Month		
<b>Trust Funds:—Continued</b>						
Department of Health and Human Services:						
Federal hospital insurance trust fund .....	-1,140	10,588	7,647	277,268	288,996	287,856
Federal supplementary medical insurance trust fund .....	1,946	10,033	5,822	17,204	25,290	27,237
Other .....	42	63	67	2,187	2,208	2,250
Department of Homeland Security .....	40	-2	-10	2,283	2,241	2,281
Department of the Interior .....	(* *)	5	11	40	45	45
Department of Labor:						
Unemployment trust fund .....	1,229	-2,019	-2,719	54,806	51,557	52,787
Other .....	(* *)	-29	-37	63	35	34
Department of State:						
Foreign Service retirement and disability fund .....	-42	303	359	13,359	13,705	13,663
Other .....	(* *)	(* *)	-3	29	29	29
Department of Transportation:						
Airport and airway trust fund .....	-105	1,846	2,491	10,047	11,999	11,894
Highway trust fund .....	58	2,583	-150	8,271	10,796	10,854
Other .....	.....	.....	.....	(* *)	(* *)	(* *)
Department of Treasury .....	-36	-205	111	640	471	435
Department of Veterans Affairs:						
General post fund, national homes .....	.....	-10	-23	64	54	54
National service life insurance .....	-84	-84	-51	10,597	10,598	10,514
United States government life insurance fund .....	(* *)	-2	-2	45	43	43
Veterans special life insurance fund .....	-9	28	31	1,928	1,965	1,956
Corps of Engineers .....	118	257	205	3,033	3,171	3,290
Other Defense Civil Programs:						
Military retirement fund .....	-1,139	15,226	19,789	177,282	193,646	192,507
Other .....	-2	102	9	1,156	1,260	1,258
Environmental Protection Agency .....	66	163	123	4,762	4,859	4,925
National Aeronautics and Space Administration .....	1	(* *)	(* *)	14	14	15
Office of Personnel Management:						
Civil service retirement and disability fund:						
Treasury securities .....	-3,604	3,539	4,218	660,750	667,893	664,289
Employees life insurance fund .....	355	902	700	29,485	30,032	30,387
Employees and retired employees health benefits fund .....	192	919	696	12,533	13,260	13,452
Social Security Administration:						
Federal old-age and survivors insurance trust fund .....	3,674	66,648	64,961	1,616,159	1,679,132	1,682,806
Federal disability insurance trust fund .....	-464	3,114	3,988	193,263	196,841	196,377
Independent agencies:						
Harry S. Truman Memorial Scholarship trust fund .....	.....	.....	.....	53	53	53
Japan-United States Friendship Commission .....	.....	-1	(* *)	39	38	38
Railroad Retirement Board:						
Treasury securities .....	84	-15	137	2,100	2,001	2,085
Agency securities .....	.....	1	.....	1	2	2
Other .....	-6	99	-1,582	660	764	759
Total Treasury securities .....	1,164	114,165	106,874	3,101,596	3,214,596	3,215,761
Total agency securities .....	.....	1	.....	1	2	2
<b>Total trust funds .....</b>	<b>1,164</b>	<b>114,167</b>	<b>106,874</b>	<b>3,101,596</b>	<b>3,214,599</b>	<b>3,215,763</b>
<b>Grand total .....</b>	<b>27,782</b>	<b>167,871</b>	<b>131,070</b>	<b>3,331,333</b>	<b>3,471,422</b>	<b>3,499,204</b>

... No Transactions.  
 (\* \*) Less than \$500,000.

Note: Investments are in Treasury securities unless otherwise noted.  
 Note: Details may not add to totals due to rounding.

**Table 6. Schedule E—Net Activity, Guaranteed and Direct Loan Financing, February 2006 and Other Periods**

[\$ millions]

Classification	Net Transactions (-) denotes net reduction of asset accounts			Account Balances Current Fiscal Year		
	This Month	Fiscal Year to Date		Beginning of		Close of This month
		This Year	Prior Year	This Year	This Month	
<b>Guaranteed Loan Financing Activity:</b>						
Department of Agriculture:						
Farm Service Agency:						
Commodity Credit Corporation export fund .....	-21	-107	-106	343	257	237
Agricultural credit insurance fund .....	-9	-20	-17	-537	-548	-556
Rural Housing Service:						
Rural community facility loans .....	(*)	(*)	2	7	7	7
Rural housing insurance fund .....	2	6	12	-517	-512	-511
Rural Business-Cooperative Service:						
Rural business and industry loans .....	10	35	-11	-140	-116	-106
Renewable energy guaranteed loan account .....	(*)	(*)	.....	-1	-1	-1
Rural Utilities Service:						
Rural water and waste disposal fund .....	(*)	(*)	(*)	-24	-24	-24
Department of Commerce:						
General Administration:						
Emergency oil, gas, and steel account .....	-19	-19	-7	-146	-146	-165
National Oceanic and Atmospheric Administration:						
Fishing vessel obligations .....	-1	-1	-1	4	4	4
Department of Defense-Military .....	.....	11	-10	-35	-24	-24
Department of Education:						
Office of Student Financial Assistance:						
Federal family education loans .....	1,010	-397	-2,630	-23,194	-24,600	-23,590
Department of Health and Human Services:						
Health Resources and Services Administration:						
Health center loans .....	.....	(*)	.....	-4	-4	-4
Health education assistance loans .....	(*)	2	4	-175	-172	-172
Department of Housing and Urban Development:						
Public and Indian Housing Programs:						
Indian housing loans .....	-1	-2	-1	-23	-23	-25
Native Hawaiian housing loans .....	.....	.....	.....	(*)	(*)	(*)
Community Planning and Development:						
Community development loans .....	-1	-1	-1	-70	-70	-71
Housing Programs:						
FHA-Mutual mortgage insurance loans .....	59	499	689	1,766	2,206	2,265
FHA-General and special risk fund .....	34	-98	227	-1,372	-1,503	-1,469
Government National Mortgage Association:						
Guarantees of mortgage-backed securities .....	-25	-132	-133	-1,016	-1,123	-1,149
Department of the Interior:						
Bureau of Indian Affairs .....	(*)	(*)	1	-62	-62	-63
Department of Transportation:						
Office of the Secretary:						
Minority business resource center fund .....	.....	(*)	.....	-1	(*)	(*)
Federal Highway Administration:						
Transportation infrastructure finance and innovation fund .....	.....	.....	.....	(*)	(*)	(*)
Maritime Administration:						
Maritime guaranteed loan (Title XI) fund .....	-1	-66	-8	-347	-413	-413
Department of the Treasury:						
Departmental Offices:						
Air transportation stabilization fund .....	(*)	653	-168	-646	7	7
Department of Veterans Affairs:						
Veterans Benefits Administration:						
Veterans housing benefit program fund .....	18	32	-223	-4,401	-4,387	-4,369
Guaranteed transitional housing loans for homeless veterans .....	(*)	2	.....	.....	2	2
International Assistance Program:						
Agency for International Development:						
Loan guarantees to Israel .....	.....	.....	-85	-763	-763	-763
Urban and environmental credit guaranteed loans .....	(*)	1	-3	-134	-134	-134
Microenterprise and small enterprise development .....	(*)	(*)	(*)	-2	-2	-2
Development credit authority loan fund .....	-1	-2	-2	-8	-9	-10
Loan guarantees to Egypt .....	.....	-3	.....	-137	-140	-140
Overseas Private Investment Corporation .....	21	65	-41	-605	-561	-540
Small Business Administration:						
Business loan fund .....	96	125	-1,395	-1,573	-1,544	-1,448
Independent agencies:						
Export-Import Bank of the United States .....	-7	-54	-110	-1,911	-1,958	-1,965
<b>Net Activity, Guaranteed Loan Financing .....</b>	<b>1,165</b>	<b>531</b>	<b>-4,018</b>	<b>-35,723</b>	<b>-36,357</b>	<b>-35,193</b>
<b>Direct Loan Financing Activity:</b>						
Department of Agriculture:						
Farm Service Agency:						
Agricultural credit insurance fund .....	-4	-243	-358	3,801	3,563	3,559
Farm storage facility loans .....	(*)	15	9	209	224	224
Apple loans fund .....	(*)	(*)	-1	1	1	1
Emergency boll weevil loan fund .....	.....	(*)	(*)	3	3	3
Natural Resources Conservation Service:						
Agricultural resource conservation demonstration program .....	.....	.....	.....	(*)	(*)	(*)
Rural Housing Service:						
Rural community facility loans fund .....	22	100	29	1,378	1,455	1,478

**Table 6. Schedule E—Net Activity, Guaranteed and Direct Loan Financing, February 2006 and Other Periods—Continued**

[\$ millions]

Classification	Net Transactions (-) denotes net reduction of asset accounts			Account Balances Current Fiscal Year		
	This Month	Fiscal Year to Date		Beginning of		Close of This month
		This Year	Prior Year	This Year	This Month	
<b>Direct Loan Financing Activity:—Continued</b>						
Department of Agriculture:—Continued						
Rural housing insurance fund .....	-34	-181	-201	10,765	10,618	10,584
Rural Business-Cooperative Service:						
Rural business and industry loan fund .....	-2	-5	-2	8	5	3
Rural development loan fund .....	1	-1	1	230	228	229
Rural economic development loan fund .....	1	4	-3	67	71	71
Rural Utilities Service:						
Rural water and waste disposal loans .....	14	45	90	5,099	5,131	5,145
Rural electrification and telecommunications fund .....	682	1,729	1,309	19,113	20,161	20,842
Rural telephone bank .....	-6	5	-9	323	334	328
Distance learning and telemedicine program .....	(* *)	14	21	195	209	209
Rural development insurance fund .....				1,065	1,065	1,065
Foreign Agricultural Service:						
P.L. 480 direct loan fund .....	3	-171	-151	868	694	697
International debt reduction .....	-15	-30	-350	212	198	183
Department of Commerce:						
National Oceanic and Atmospheric Administration:						
Fisheries finance .....	-7	63	98	333	404	396
Department of Defense—Military .....	21	35	-1	71	85	106
Department of Education:						
Office of Postsecondary Education:						
College housing and academic facilities loans .....	(* *)	-1	-1	17	16	16
Historically Black college and university capital financing fund .....	2	2	2	126	126	128
Office of Student Financial Assistance:						
Federal direct student loans .....	1	459	1,693	99,457	99,915	99,916
Department of Homeland Security:						
Disaster assistance loan fund .....	27	71	-8	2	46	73
Department of Housing and Urban Development:						
Housing Programs:						
FHA-Mutual mortgage insurance loans .....	(* *)	1	(* *)	-3	-2	-2
FHA-General and special risk fund .....				(* *)	(* *)	(* *)
Department of the Interior:						
Bureau of Reclamation .....				93	93	93
Bureau of Indian Affairs .....	(* *)	-1	-1	9	8	8
Assistance to American Samoa loan fund .....		(* *)		14	14	14
Department of State:						
Administration of Foreign Affairs:						
Repatriation loans .....	(* *)	-1	-1	-4	-4	-4
Department of Transportation:						
Federal Highway Administration:						
Transportation infrastructure finance and innovation fund .....	4	17	55	286	299	303
Federal Railroad Administration:						
Alameda corridor project .....				(* *)	(* *)	(* *)
Railroad rehabilitation and improvement loan fund .....	12	11	-2	393	392	404
Department of the Treasury:						
Departmental Offices:						
Community development financial institutions fund .....	(* *)	-1	-1	40	40	39
Financial Management Service .....				(* *)	(* *)	(* *)
Department of Veterans Affairs:						
Veterans Benefits Administration:						
Veterans housing benefit program fund .....	-9	-68	-123	813	755	745
Native American veteran housing fund .....	(* *)	(* *)	(* *)	30	30	30
Vocational rehabilitation loan fund .....	(* *)	(* *)	(* *)	1	1	1
Environmental Protection Agency:						
Abatement, control, and compliance loan program .....	(* *)	-2	-2	21	19	19
International Assistance Program:						
International Security Assistance:						
Foreign military loan program .....	-108	-108	-167	367	367	259
Military debt reduction .....	(* *)	-4	-2	221	218	218
Agency for International Development:						
International debt reduction .....	(* *)	-16	-216	302	286	286
Microenterprise and small enterprise development .....			(* *)			
Overseas Private Investment Corporation .....	1	23	33	575	597	599
Small Business Administration:						
Business loan fund .....	(* *)	-3	-2	89	86	87
Disaster loan fund .....	159	363	-46	2,990	3,194	3,353
Independent agencies:						
Export-Import Bank of the United States .....	(* *)	-518	-493	4,829	4,310	4,311
Federal Communications Commission:						
Spectrum auction loan fund .....	-2	-915	-1,702	1,207	294	292
<b>Net Activity, Direct Loan Financing .....</b>	<b>761</b>	<b>692</b>	<b>-502</b>	<b>155,616</b>	<b>155,547</b>	<b>156,308</b>

Note: Federal credit programs provide benefits to the public in the form of direct loans and loan guarantees. This table reflects cash transactions and balances of the nonbudgetary financing fund accounts that result from the disbursement of loans, collection of fees, repayment of principle, sale of collateral, interest, and subsidy received from the credit program accounts at net present value in accordance with the *Credit Reform Act of 1990*. Unreimbursed costs such as

administrative expenses and subsidy payments are reported on a cash basis and included within each program's budgetary totals in Table 5.

... No Transactions.

(\* \*) Less than \$500,000.

Note: Details may not add to totals due to rounding.

**Table 7. Receipts and Outlays of the U.S. Government by Month, Fiscal Year 2006**  
 [\$ millions]

Classification	Oct.	Nov.	Dec.	Jan.	Feb.	March	April	May	June	July	Aug.	Sept.	Fiscal Year To Date	Comparable Period Prior F.Y.
<b>Receipts:</b>														
Individual income taxes .....	74,839	58,729	96,806	129,528	33,439								393,341	354,851
Corporation income taxes .....	6,113	3,310	71,254	9,394	4,242								94,312	72,757
Social insurance and retirement receipts:														
Employment and general retirement .....	54,487	58,601	59,643	74,453	60,934								308,119	291,090
Unemployment insurance .....	2,069	3,893	361	2,315	3,326								11,964	10,874
Other retirement .....	346	342	419	387	309								1,803	1,813
Excise taxes .....	4,720	6,253	6,396	5,666	4,394								27,430	26,890
Estate and gift taxes .....	2,053	2,165	1,943	1,857	1,724								9,743	9,780
Customs duties .....	2,075	2,073	1,921	1,914	1,844								9,826	9,341
Miscellaneous receipts .....	2,786	3,474	3,140	4,496	2,641								16,536	12,886
<b>Total—Receipts this year .....</b>	<b>149,488</b>	<b>138,840</b>	<b>241,883</b>	<b>230,010</b>	<b>112,853</b>								<b>873,073</b>	<b>.....</b>
<b>(On-budget) .....</b>	<b>108,519</b>	<b>94,831</b>	<b>197,571</b>	<b>172,347</b>	<b>65,092</b>								<b>638,359</b>	<b>.....</b>
<b>(Off-budget) .....</b>	<b>40,969</b>	<b>44,009</b>	<b>44,312</b>	<b>57,663</b>	<b>47,761</b>								<b>234,714</b>	<b>.....</b>
<i>Total—Receipts prior year .....</i>	<i>136,896</i>	<i>134,547</i>	<i>215,749</i>	<i>202,217</i>	<i>100,871</i>								<i>.....</i>	<i>790,281</i>
<i>(On budget) .....</i>	<i>97,734</i>	<i>92,178</i>	<i>172,486</i>	<i>147,773</i>	<i>57,519</i>								<i>.....</i>	<i>567,691</i>
<i>(Off budget) .....</i>	<i>39,162</i>	<i>42,369</i>	<i>43,263</i>	<i>54,444</i>	<i>43,352</i>								<i>.....</i>	<i>222,590</i>
<b>Outlays:</b>														
Legislative Branch .....	441	328	319	375	332								1,795	1,641
Judicial Branch .....	419	467	563	479	442								2,369	2,261
Department of Agriculture:														
Commodity Credit Corporation and Foreign Agricultural Service .....	9,295	6,367	3,082	2,323	1,595								22,662	19,889
Other .....	5,709	5,075	6,784	6,625	6,116								30,310	26,837
Department of Commerce .....	435	559	556	602	455								2,607	2,471
Department of Defense:														
Military:														
Military Personnel .....	18,639	8,842	13,587	5,379	9,526								55,972	51,064
Operation and Maintenance .....	13,815	15,556	16,464	17,149	16,177								79,160	71,304
International Reconstruction and Other Assistance .....	3	-17	28	4	3								21	196
Procurement .....	5,848	5,905	9,276	6,943	5,916								33,888	32,356
Research, Development, Test, and Evaluation .....	4,356	4,955	5,938	5,328	5,790								26,367	26,045
Military Construction .....	559	584	655	346	506								2,650	2,420
Family Housing .....	374	239	277	320	269								1,480	1,436
Revolving and Management funds .....	731	1,217	1,301	86	188								3,523	2,478
Other .....	-165	-94	-305	-562	144								-981	340
<b>Total Military .....</b>	<b>44,162</b>	<b>37,188</b>	<b>47,221</b>	<b>34,992</b>	<b>38,518</b>								<b>202,080</b>	<b>187,640</b>
Department of Education .....	5,710	5,151	4,272	8,138	5,682								28,953	29,656
Department of Energy .....	2,239	1,407	1,319	1,993	1,407								8,365	8,396
Department of Health and Human Services:														
Public Health Service .....	4,415	3,690	3,978	3,700	3,697								19,479	19,298
Centers for Medicare and Medicaid Services:														
Grants to States for Medicaid .....	15,436	15,826	15,425	14,079	13,139								73,905	72,609
Federal hospital ins. trust fund .....	12,162	15,687	15,674	15,607	15,342								74,471	71,353
Federal supp. med. ins. trust fund .....	11,048	13,828	13,181	13,514	12,224								63,794	58,128
Other .....	10,217	10,020	15,376	17,507	17,160								70,280	54,326
Administration for Children and Families .....	3,586	3,871	4,133	3,828	3,984								19,402	19,588
Other .....	-12,716	-12,759	-17,921	-18,383	-17,461								-79,240	-64,590
Department of Homeland Security .....	5,543	11,685	7,110	8,229	6,325								38,891	15,546
Department of Housing and Urban Development .....	3,370	3,140	3,219	3,438	2,855								16,023	16,932
Department of the Interior .....	813	729	907	864	636								3,950	3,133
Department of Justice .....	1,826	1,835	2,254	2,082	1,596								9,593	9,213
Department of Labor:														
Unemployment trust fund .....	2,537	2,716	3,004	3,752	3,269								15,278	15,503
Other .....	739	741	1,095	1,215	-2,515								1,275	4,376
Department of State .....	902	1,130	1,481	517	1,199								5,229	5,007
Department of Transportation:														
Highway trust fund .....	3,198	2,680	2,705	2,065	2,323								12,971	11,390
Other .....	1,872	1,950	2,180	2,381	1,868								10,251	9,319
Department of the Treasury:														
Interest on Treasury debt securities (gross) .....	18,804	26,912	93,067	13,849	21,243								173,876	151,352
Other .....	966	1,742	865	6,240	28,822								38,635	38,500

**Table 7. Receipts and Outlays of the U.S. Government by Month, Fiscal Year 2006—Continued**  
 [\$ millions]

Classification	Oct.	Nov.	Dec.	Jan.	Feb.	March	April	May	June	July	Aug.	Sept.	Fiscal Year To Date	Comparable Period Prior F.Y.
<b>Outlays:—Continued</b>														
Department of Veterans Affairs:														
Compensation and pensions .....	147	2,710	5,435	154	2,865								11,310	12,970
National service life .....	79	73	81	85	85								402	395
United States Government Life .....	1	1	1	1	(*)								3	3
Other .....	2,814	2,793	3,398	2,856	2,676								14,537	14,070
Corps of Engineers .....	598	887	803	640	711								3,639	2,393
Other Defense Civil Programs .....	3,754	3,206	4,080	4,114	3,561								18,714	18,033
Environmental protection .....	575	677	686	709	662								3,310	2,948
Executive Office of the President .....	504	546	493	489	458								2,491	2,440
General Services Administration .....	-87	62	1	-102	-72								-197	-95
International Assistance Program:														
International Security Assistance .....	279	681	3,925	440	148								5,473	5,426
Multilateral Assistance .....	257	34	4	259	30								584	1,287
International Development Assistance .....	404	448	381	411	305								1,949	1,989
Other .....	208	418	-281	-649	307								3	-671
National Aeronautics and Space Administration .....	626	1,480	1,293	1,091	1,198								5,688	6,011
National Science Foundation .....	449	427	424	384	435								2,118	2,071
Office of Personnel Management .....	5,271	5,045	4,735	5,344	5,119								25,513	24,224
Small Business Administration .....	60	92	92	115	113								473	2,081
Social Security Administration:														
Federal old-age and survivors ins. trust fund (off-budget) .....	36,744	36,548	37,321	38,615	38,135								187,362	177,801
Federal disability ins. trust fund (off-budget) .....	7,371	7,300	7,489	7,706	7,609								37,475	34,719
Other .....	259	3,013	5,796	6	3,067								12,140	14,609
Independent agencies:														
Fed. Deposit Ins. Corp:														
Bank insurance fund .....	92	-407	216	-50	-277								-427	-36
Savings association insurance fund .....	6	-171	58	-32	-143								-282	-174
FSLIC resolution fund .....	-8	-8	264	-11	124								362	-103
Office of Inspector General .....														
Postal Service:														
Public enterprise funds (off-budget) .....	-565	-639	614	-82	-300								-972	-1,869
Payments to the Postal Service fund .....	70		35										105	573
Tennessee Valley Authority .....	3	123	20	-40	-145								-38	-97
Other independent agencies .....	1,917	2,486	1,580	1,671	864								8,517	9,016
Undistributed offsetting receipts:														
Employer share, employee retirement .....	-16,788	-3,096	-4,174	-4,440	-3,711								-32,209	-24,553
Interest received by trust funds .....	-1,023	-4,236	-75,318	374	-1,438								-81,640	-79,143
Rents and royalties on outer continental shelf lands .....	-427	-559	-396	-1,045	-586								-3,014	-2,393
Sale of major assets .....														
Other .....	(*)	(*)	(*)	(*)									-1	(*)
<b>Totals this year:</b>														
<b>Total outlays .....</b>	<b>196,718</b>	<b>221,899</b>	<b>230,903</b>	<b>209,022</b>	<b>232,052</b>								<b>1,090,593</b>	<b>.....</b>
<b>(On-budget) .....</b>	<b>157,783</b>	<b>179,702</b>	<b>232,989</b>	<b>168,377</b>	<b>187,771</b>								<b>926,621</b>	<b>.....</b>
<b>(Off-budget) .....</b>	<b>38,936</b>	<b>42,197</b>	<b>-2,087</b>	<b>40,644</b>	<b>44,281</b>								<b>163,971</b>	<b>.....</b>
<b>Total-surplus (+) or deficit (-) .....</b>	<b>-47,231</b>	<b>-83,059</b>	<b>+10,980</b>	<b>+20,988</b>	<b>-119,199</b>								<b>-217,519</b>	<b>.....</b>
<b>(On-budget) .....</b>	<b>-49,264</b>	<b>-84,871</b>	<b>-35,419</b>	<b>+3,969</b>	<b>-122,678</b>								<b>-288,262</b>	<b>.....</b>
<b>(Off-budget) .....</b>	<b>+2,033</b>	<b>+1,812</b>	<b>+46,399</b>	<b>+17,019</b>	<b>+3,480</b>								<b>+70,743</b>	<b>.....</b>
<b>Total borrowing from the public ...</b>	<b>48,797</b>	<b>58,706</b>	<b>4,745</b>	<b>9,851</b>	<b>45,128</b>								<b>167,228</b>	<b>201,705</b>
<i>Total-outlays prior year .....</i>	<i>194,196</i>	<i>192,448</i>	<i>218,603</i>	<i>193,639</i>	<i>214,814</i>								<i>.....</i>	<i>1,013,699</i>
<i>(On-budget) .....</i>	<i>159,518</i>	<i>152,310</i>	<i>221,581</i>	<i>155,666</i>	<i>172,445</i>								<i>.....</i>	<i>861,521</i>
<i>(Off-budget) .....</i>	<i>34,679</i>	<i>40,138</i>	<i>-2,978</i>	<i>37,973</i>	<i>42,368</i>								<i>.....</i>	<i>152,179</i>
<i>Total-surplus (+) or deficit (-) prior year .....</i>	<i>-57,300</i>	<i>-57,901</i>	<i>-2,853</i>	<i>+8,578</i>	<i>-113,942</i>								<i>.....</i>	<i>-223,419</i>
<i>(On-budget) .....</i>	<i>-61,784</i>	<i>-60,132</i>	<i>-49,095</i>	<i>-7,893</i>	<i>-114,926</i>								<i>.....</i>	<i>-293,830</i>
<i>(Off-budget) .....</i>	<i>+4,483</i>	<i>+2,231</i>	<i>+46,241</i>	<i>+16,471</i>	<i>+984</i>								<i>.....</i>	<i>+70,411</i>

... No transactions.

(\*) Less than \$500,000.

Note: Details may not add to totals due to rounding.

**Table 8. Trust Fund Impact on Budget Results and Investment Holdings as of February 28, 2006**

[\$ millions]

Classification	This Month			Fiscal Year to Date			Securities held as Investments Current Fiscal Year		
	Receipts	Outlays	Excess	Receipts	Outlays	Excess	Beginning of		Close of This Month
							This Year	This Month	
<b>Trust receipts, outlays, and investments held:</b>									
Airport and airway .....	793	779	14	3,866	2,979	888	10,047	11,999	11,894
Black lung disability .....	52	31	21	223	149	75	.....	.....	.....
Federal disability insurance .....	7,115	7,609	-494	40,436	37,475	2,961	193,263	196,841	196,377
Federal employees life and health .....	.....	-569	569	.....	-1,791	1,791	42,018	43,293	43,839
Federal employees retirement .....	1,573	4,890	-3,317	27,849	23,975	3,874	674,784	682,315	678,671
Federal hospital insurance .....	13,483	15,421	-1,938	84,364	74,964	9,401	277,268	288,996	287,856
Federal old-age and survivors insurance ...	41,807	38,135	3,673	254,172	187,362	66,810	1,616,159	1,679,132	1,682,806
Federal supplementary medical insurance ...	17,763	15,287	2,476	80,018	69,371	10,647	17,204	25,290	27,237
Hazardous substance superfund .....	36	95	-59	1,263	443	820	2,325	2,349	2,385
Highways .....	2,948	2,539	409	13,827	13,484	343	8,271	10,796	10,854
Military advances .....	838	1,058	-220	4,991	4,811	180	.....	.....	.....
Military retirement .....	2,160	3,456	-1,295	36,384	16,800	19,584	177,282	193,646	192,507
Railroad retirement .....	1,460	893	567	4,402	4,331	71	2,101	2,003	2,087
Unemployment .....	3,397	3,275	122	13,530	15,312	-1,782	54,806	51,557	52,787
Veterans life insurance .....	13	106	-93	387	443	-56	12,570	12,606	12,512
All other trust .....	514	302	212	2,252	1,791	460	13,501	13,776	13,952
<b>Total trust fund receipts and outlays and investments held from Table 6-D .....</b>	<b>93,952</b>	<b>93,307</b>	<b>645</b>	<b>567,965</b>	<b>451,899</b>	<b>116,066</b>	<b>3,101,596</b>	<b>3,214,599</b>	<b>3,215,763</b>
Less: Interfund transactions .....	25,370	25,370	.....	226,883	226,883	.....	.....	.....	.....
Trust fund receipts and outlays on the basis of Tables 4 & 5 .....	68,582	67,937	645	341,082	225,016	116,066	.....	.....	.....
<b>Total Federal fund receipts and outlays .....</b>	<b>44,303</b>	<b>164,147</b>	<b>-119,844</b>	<b>532,744</b>	<b>866,329</b>	<b>-333,585</b>	.....	.....	.....
Less: Interfund transactions .....	32	32	.....	752	752	.....	.....	.....	.....
Federal fund receipts and outlays on the basis of Table 4 & 5 .....	44,272	164,115	-119,844	531,992	865,577	-333,585	.....	.....	.....
<b>Net budget receipts &amp; outlays .....</b>	<b>112,853</b>	<b>232,052</b>	<b>-119,199</b>	<b>873,073</b>	<b>1,090,593</b>	<b>-217,519</b>	.....	.....	.....

Note: Interfund receipts and outlays are transactions between Federal funds and trust funds such as Federal payments and contributions, and interest and profits on investments in Federal securities. They have no net effect on overall budget receipts and outlays since the receipts side

of such transactions is offset against budget outlays. In this table, Interfund receipts are shown as an adjustment to arrive at total receipts and outlays of trust funds respectively.

**Table 9. Summary of Receipts by Source, and Outlays by Function of the U.S. Government, February 2006 and Other Periods**

[\$ millions]

Classification	This Month	Fiscal Year To Date	Comparable Period Prior Fiscal Year
<b>RECEIPTS</b>			
Individual income taxes .....	33,439	393,341	354,851
Corporation income taxes .....	4,242	94,312	72,757
Social insurance and retirement receipts:			
Employment and general retirement .....	60,934	308,119	291,090
Unemployment insurance .....	3,326	11,964	10,874
Other retirement .....	309	1,803	1,813
Excise taxes .....	4,394	27,430	26,890
Estate and gift taxes .....	1,724	9,743	9,780
Customs duties .....	1,844	9,826	9,341
Miscellaneous receipts .....	2,641	16,536	12,886
<b>Total .....</b>	<b>112,853</b>	<b>873,073</b>	<b>790,281</b>
<b>NET OUTLAYS</b>			
National defense .....	39,904	210,630	195,774
International affairs .....	2,305	14,616	15,089
General science, space, and technology .....	1,889	9,295	9,535
Energy .....	-410	-690	-469
Natural resources and environment .....	2,534	13,474	9,366
Agriculture .....	2,349	25,173	22,751
Commerce and housing credit .....	-331	2,561	3,042
Transportation .....	5,421	27,208	25,140
Community and regional development .....	4,762	32,411	11,072
Education, training, employment and social services .....	7,705	39,622	40,387
Health .....	18,602	103,334	101,192
Medicare .....	26,579	125,395	115,556
Income security .....	51,305	156,660	156,275
Social security .....	45,741	224,479	212,527
Veterans benefits and services .....	5,645	26,238	27,503
Administration of justice .....	3,003	16,683	15,894
General government .....	798	8,757	7,655
Net interest .....	18,549	89,970	72,356
Undistributed offsetting receipts .....	-4,297	-35,223	-26,946
<b>Total .....</b>	<b>232,052</b>	<b>1,090,593</b>	<b>1,013,699</b>

... No transactions.

Note: Details may not add to totals due to rounding.

# Explanatory Notes

## 1. Flow of Data Into Monthly Treasury Statement

The *Monthly Treasury Statement (MTS)* is assembled from data in the central accounting system. The major sources of data include monthly accounting reports by Federal entities and disbursing officers, and daily reports from the Federal Reserve banks. These reports detail accounting transactions affecting receipts and outlays of the Federal Government and off-budget Federal entities, and their related effect on the assets and liabilities of the U.S. Government. Information is presented in the *MTS* on a modified cash basis.

## 2. Notes on Receipts

Receipts included in the report are classified into the following major categories: (1) budget receipts and (2) offsetting collections (also called applicable receipts). Budget receipts are collections from the public that result from the exercise of the Government's sovereign or governmental powers, excluding receipts offset against outlays. These collections, also called governmental receipts, consist mainly of tax receipts (including social insurance taxes), receipts from court fines, certain licenses, and deposits of earnings by the Federal Reserve System. Refunds of receipts are treated as deductions from gross receipts.

Offsetting collections are from other Government accounts or the public that are of a business-type or market-oriented nature. They are classified into two major categories: (1) offsetting collections credited to appropriations or fund accounts, and (2) offsetting receipts (i.e., amounts deposited in receipt accounts). Collections credited to appropriation or fund accounts normally can be used without appropriation action by Congress. These occur in two instances: (1) when authorized by law, amounts collected for materials or services are treated as reimbursements to appropriations and (2) in the three types of revolving funds (public enterprise, intragovernmental, and trust); collections are netted against spending, and outlays are reported as the net amount.

Offsetting receipts in receipt accounts cannot be used without being appropriated. They are subdivided into two categories: (1) proprietary receipts—these collections are from the public and they are offset against outlays by agency and by function, and (2) intragovernmental funds—these are payments into receipt accounts from Governmental appropriation or funds accounts. They finance operations within and between Government agencies and are credited with collections from other Government accounts. The transactions may be intrabudgetary when the payment and receipt both occur within the budget or from receipts from off-budget Federal entities in those cases where payment is made by a Federal entity whose budget authority and outlays are excluded from the budget totals.

Intrabudgetary transactions are subdivided into three categories: (1) interfund transactions, where the payments are from one fund group (either Federal funds or trust funds) to a receipt account in the other fund group; (2) Federal intrafund transactions, where the payments and receipts both occur within the Federal fund group; and (3) trust intrafund transactions, where the payments and receipts both occur within the trust fund group.

Offsetting receipts are generally deducted from budget authority and outlays by function, by subfunction, or by agency. There are four types of receipts, however, that are deducted from budget totals as undistributed offsetting receipts. They are: (1) agencies' payments (including payments by off-budget Federal entities) as employers into employees retirement funds, (2) interest received by trust funds, (3) rents and royalties on the Outer Continental Shelf lands, and (4) other interest (i.e., interest collected on Outer Continental Shelf money in deposit funds when such money is transferred into the budget).

## 3. Notes on Outlays

Outlays are generally accounted for on the basis of checks issued, electronic funds transferred, or cash payments made. Certain outlays do not require issuance of cash or checks. An example is charges made against appropriations for that part of employees' salaries withheld for taxes or savings bond allotments — these are counted as payments to

the employee and credits for whatever purpose the money was withheld. Outlays are stated net of offsetting collections (including receipts of revolving and management funds) and of refunds. Interest on the public debt (public issues) is recognized on the accrual basis. Federal credit programs subject to the Federal Credit Reform Act of 1990 use the cash basis of accounting and are divided into two components. The portion of the credit activities that involve a cost to the Government (mainly subsidies) is included within the budget program accounts. The remaining portion of the credit activities are in non-budget financing accounts. Outlays of off-budget Federal entities are excluded by law from budget totals. However, they are shown separately and combined with the on-budget outlays to display total Federal outlays.

## 4. Processing

The data on payments and collections are reported by account symbol into the central accounting system. In turn, the data are extracted from this system for use in the preparation of the *MTS*.

There are two major checks which are conducted to assure the consistency of the data reported:

1. Verification of payment data. The monthly payment activity reported by Federal entities on their Statements of Transactions is compared to the payment activity of Federal entities as reported by disbursing officers.
2. Verification of collection data. Reported collections appearing on Statements of Transactions are compared to deposits as reported by Federal Reserve banks.

## 5. Other Sources of Information About Federal Government Financial Activities

- *A Glossary of Terms Used in the Federal Budget Process, January 1993* (Available from the U.S. General Accounting Office, P.O. Box 6015, Gaithersburg, Md. 20877). This glossary provides a basic reference document of standardized definitions of terms used by the Federal Government in the budgetmaking process.

- *Daily Treasury Statement* (Available on the Internet at <http://www.fms.treas.gov/>). The *Daily Treasury Statement* is published each working day of the Federal Government and provides data on the cash and debt operations of the Treasury.

- *Monthly Statement of the Public Debt of the United States* (Available from GPO, Washington, D.C. 20402 on a subscription basis only and on the Internet at <http://www.publicdebt.treas.gov/opd/opd.htm>). This publication provides detailed information concerning the public debt.

- *Treasury Bulletin* (Available from GPO, Washington, D.C. 20402, by subscription or single copy and on the Internet at <http://www.fms.treas.gov/>). Quarterly. Contains a mix of narrative, tables, and charts on Treasury issues, Federal financial operations, international statistics, and special reports.

- *Budget of the United States Government, Fiscal Year 20* — (Available from GPO, Washington, D.C. 20402 and on the Internet at <http://access.gpo.gov/>). This publication is a single volume which provides budget information and contains:

- Budget of the United States Government, FY 20* —
- Appendix, The Budget of the United States Government, FY 20* —
- Analytical Perspectives*
- Historical Tables*

- *Combined Statement of Receipts, Outlays, and Balances of the United States Government* (Available from Financial Management Service, U.S. Department of the Treasury, Washington, D.C. 20227 and on the Internet at <http://www.fms.treas.gov/annualreport/>). This report includes budgetary results at the summary level and presents individual receipt and appropriation accounts at the detail level.

**Scheduled Release**

**The release date for the March 2006  
Statement will be 2:00 p.m. EST April 12, 2006.**

For sale by the Superintendent of Documents, U.S. Government Printing  
Office, Washington, D.C. 20402 (202) 512-1800. The subscription price is  
\$58.00 per year (domestic), \$81.20 per year (foreign).  
No single copies are sold.

The Monthly Treasury Statement is now available on the Department of Commerce's Economic Bulletin Board.  
For information call (202) 482-1986.

Internet service subscribers can access the current issue of the Monthly Treasury Statement through the  
Financial Management Service's home page:

<http://www.fms.treas.gov/>