



# Monthly Treasury Statement

of Receipts and Outlays  
of the United States Government


For Fiscal Year 2017 Through **January 31, 2017**, and Other Periods

## Highlight

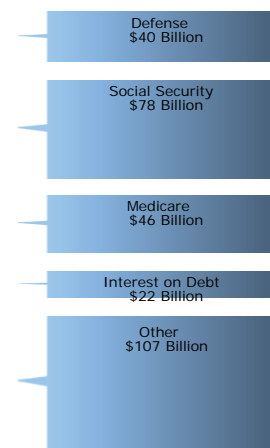
**Outlays for Military active duty and retirement, Veterans' benefits, and Supplemental Security Income accelerated into December, since January 1, 2017, the normal payment date, fell on a non-business day.**

### Receipts, Outlays, and Surplus/Deficit for January 2017

Receipts by Source:


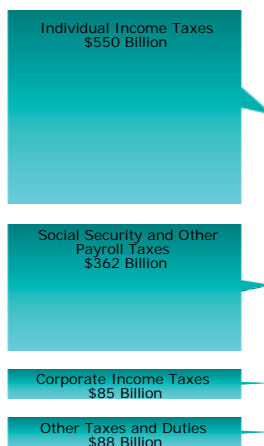


Outlays by Function:

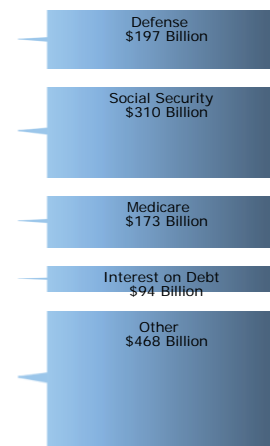


### Cumulative Receipts, Outlays, and Surplus/Deficit through Fiscal Year 2017

Receipts by Source:



Outlays by Function:



Compiled and Published by

*Department of the Treasury*  
*Bureau of the Fiscal Service*

<b>Contents</b>			
Summary	Page 2	Receipts/Outlays by Month	Page 31
Receipts	Page 6	Federal Trust Funds/Securities	Page 33
Outlays	Page 7	Receipts by Source/Outlays by Function	Page 34
Means of Financing	Page 21	Explanatory Notes	Page 35

## Introduction

The *Monthly Treasury Statement of Receipts and Outlays of the United States Government (MTS)* is prepared by the Bureau of the Fiscal Service, Department of the Treasury and, after approval by the Fiscal Assistant Secretary of the Treasury, is normally released on the 8th workday of the month following the reporting month. The publication is based on data provided by Federal entities, disbursing officers, and Federal Reserve banks.

### AUDIENCE

The *MTS* is published to meet the needs of those responsible for or interested in the cash position of the Treasury, those who are responsible or interested in the Government's budget results; and individuals and businesses whose operations depend upon or are related to the Government's financial operations.

### DISCLOSURE STATEMENT

This statement summarizes the financial activities of the Federal Government and off-budget Federal entities conducted in accordance with the Budget of the U.S. Government, i.e., receipts and outlays of funds, the surplus or deficit, and the means of financing the deficit or disposing of the surplus. Information is presented on a modified cash basis; receipts are accounted for on the basis of collections; refunds of receipts are treated as deductions from gross receipts; revolving and

management fund receipts, reimbursements and refunds of monies previously expended are treated as deductions from gross outlays; and interest on the public debt (public issues) is recognized on the accrual basis. Major information sources include accounting data reported by Federal entities, disbursing officers, and Federal Reserve banks.

### TRIAD OF PUBLICATIONS

The *MTS* is part of a triad of Treasury financial reports. The *Daily Treasury Statement* is published each working day of the Federal Government. It provides data on the cash and debt operations of the Treasury based upon reporting of the Treasury account balances by Federal Reserve banks. The *MTS* is a report of Government receipts and outlays, based on agency reporting. The *Combined Statement of Receipts, Outlays, and Balances of the United States Government* is the official publication of the detailed receipts and outlays of the Government. It is published annually in accordance with legislative mandates given to the Secretary of the Treasury.

### DATA SOURCES AND INFORMATION

The Explanatory Notes section of this publication provides information concerning the flow of data into the *MTS* and sources of information relevant to the *MTS*.

**Table 1. Summary of Receipts, Outlays, and the Deficit/Surplus of the U.S. Government, Fiscal Years 2016 and 2017, by Month**

Period	[\$ millions]		
	Receipts	Outlays	Deficit/Surplus (-)
<b>FY 2016</b>			
October	211,046	347,604	136,558
November	204,968	269,517	64,549
December	349,631	364,075	14,444
January	313,579	258,416	-55,163
February	169,147	361,757	192,610
March	227,848	335,891	108,043
April	438,432	331,977	-106,455
May	224,604	277,111	52,507
June	329,572	323,320	-6,252
July	209,998	322,817	112,819
August	231,327	338,438	107,112
September	356,623	323,178	-33,445
<b>Year-to-Date</b>	<b>3,266,774</b>	<b>3,854,100</b>	<b>587,326</b>
<b>FY 2017</b>			
October	221,692	265,884	44,192
November	199,875	136,544	136,669
December	319,204	346,540	27,336
January	344,069	292,812	-51,257
<b>Year-to-Date</b>	<b>1,084,840</b>	<b>1,241,780</b>	<b>156,939</b>

1 Outlays increased by \$18 million due to additional reporting by the Executive Office of the President for the International Assistance Programs - Multilateral Assistance.

2 Outlays decreased by \$180 million due to additional reporting by the Federal Deposit Insurance Corporation.  
Note: Details may not add to totals due to rounding.

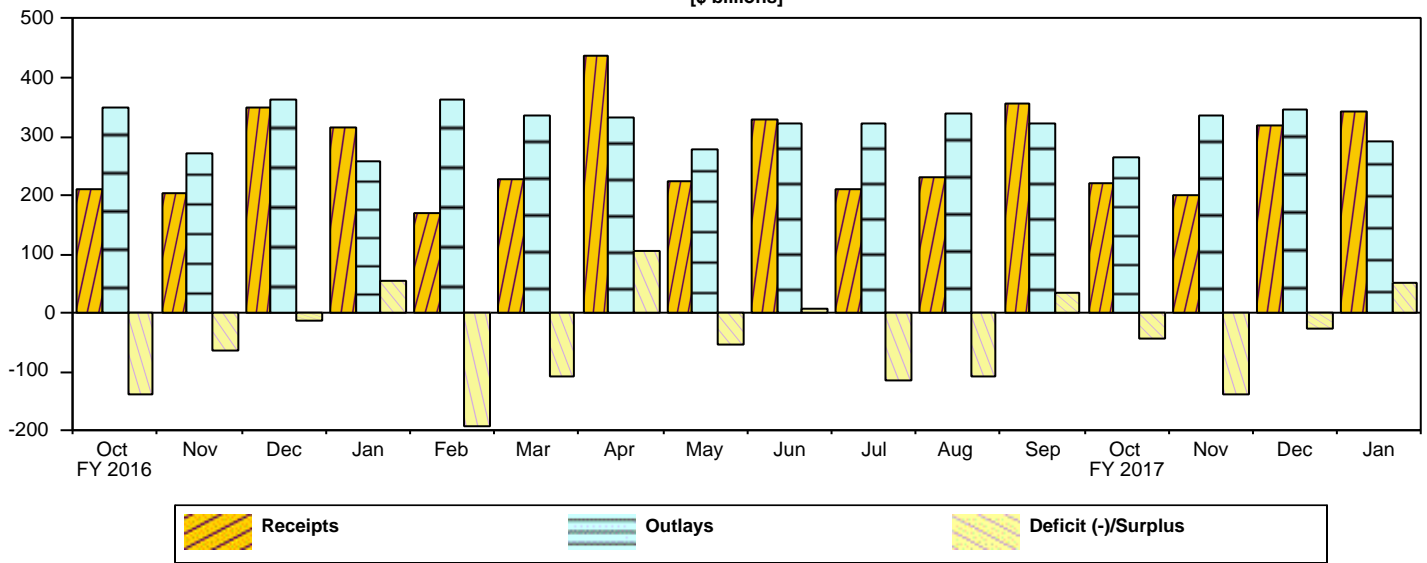
**Table 2. Summary of Budget and Off-Budget Results and Financing of the U.S. Government, January 2017 and Other Periods**

[\$ millions]					
Classification	This Month	Current Fiscal Year to Date	Budget Estimates Full Fiscal Year <sup>1</sup>	Comparable Prior Period Year to Date (2016)	Budget Estimates Next Fiscal Year (2018) <sup>1</sup>
<b>Total On-Budget and Off-Budget Results:</b>					
Total Receipts	344,069	1,084,840	3,276,172	1,079,224	3,632,248
On-Budget Receipts	263,613	823,375	2,465,992	830,874	2,791,385
Off-Budget Receipts	80,456	261,466	810,180	248,350	840,863
Total Outlays	292,812	1,241,780	3,875,970	1,239,612	4,073,170
On-Budget Outlays	225,590	1,000,985	3,099,879	1,002,655	3,259,631
Off-Budget Outlays	67,222	240,794	776,091	236,957	813,539
Total Surplus (+) or Deficit (-)	+51,257	-156,939	-599,798	-160,388	-440,922
On-Budget Surplus (+) or Deficit (-)	+38,023	-177,610	-633,887	-171,781	-468,246
Off-Budget Surplus (+) or Deficit (-)	+13,234	+20,671	+34,089	+11,393	+27,324
Total On-Budget and Off-Budget Financing	-51,257	156,939	599,798	160,388	440,922
<b>Means of Financing:</b>					
Borrowing from the Public	-59,634	199,634	1,010,960	537,453	572,191
Reduction of Operating Cash, Increase (-)	26,462	-19,416	-101,284	-171,466	.....
By Other Means	-18,086	-23,278	-309,878	-205,600	-131,269

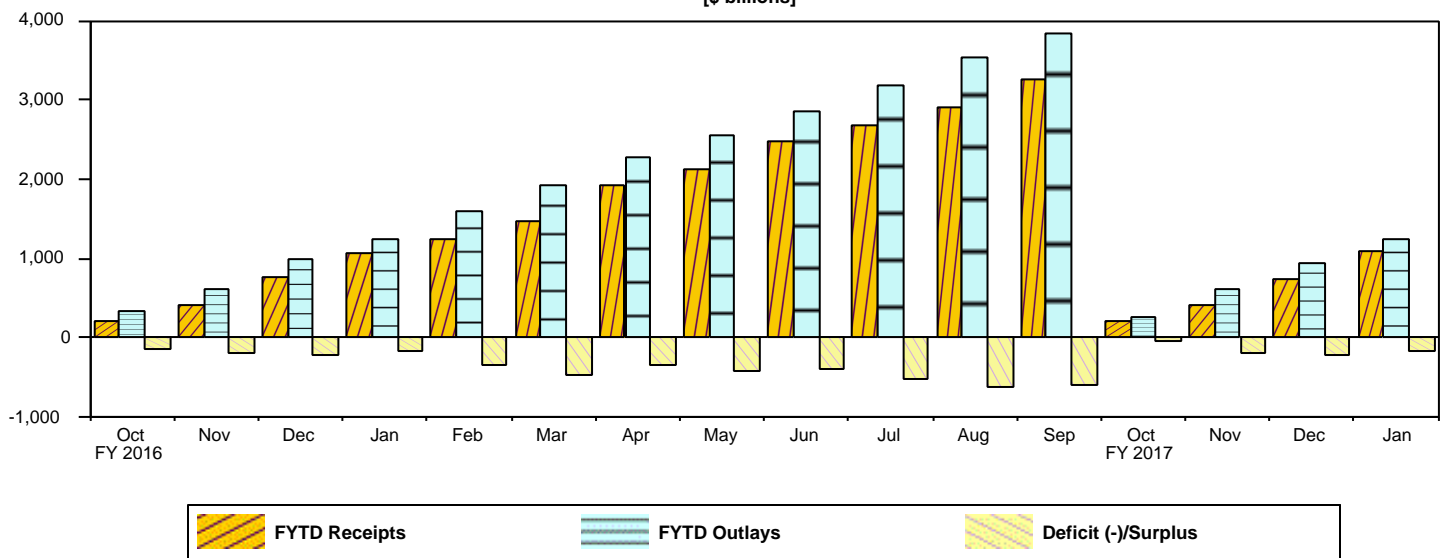
<sup>1</sup> These estimates are based on the FY 2017 Mid-Session Review, released by the Office of Management and Budget on July 15, 2016.

Note: Details may not add to totals due to rounding.  
... No Transactions

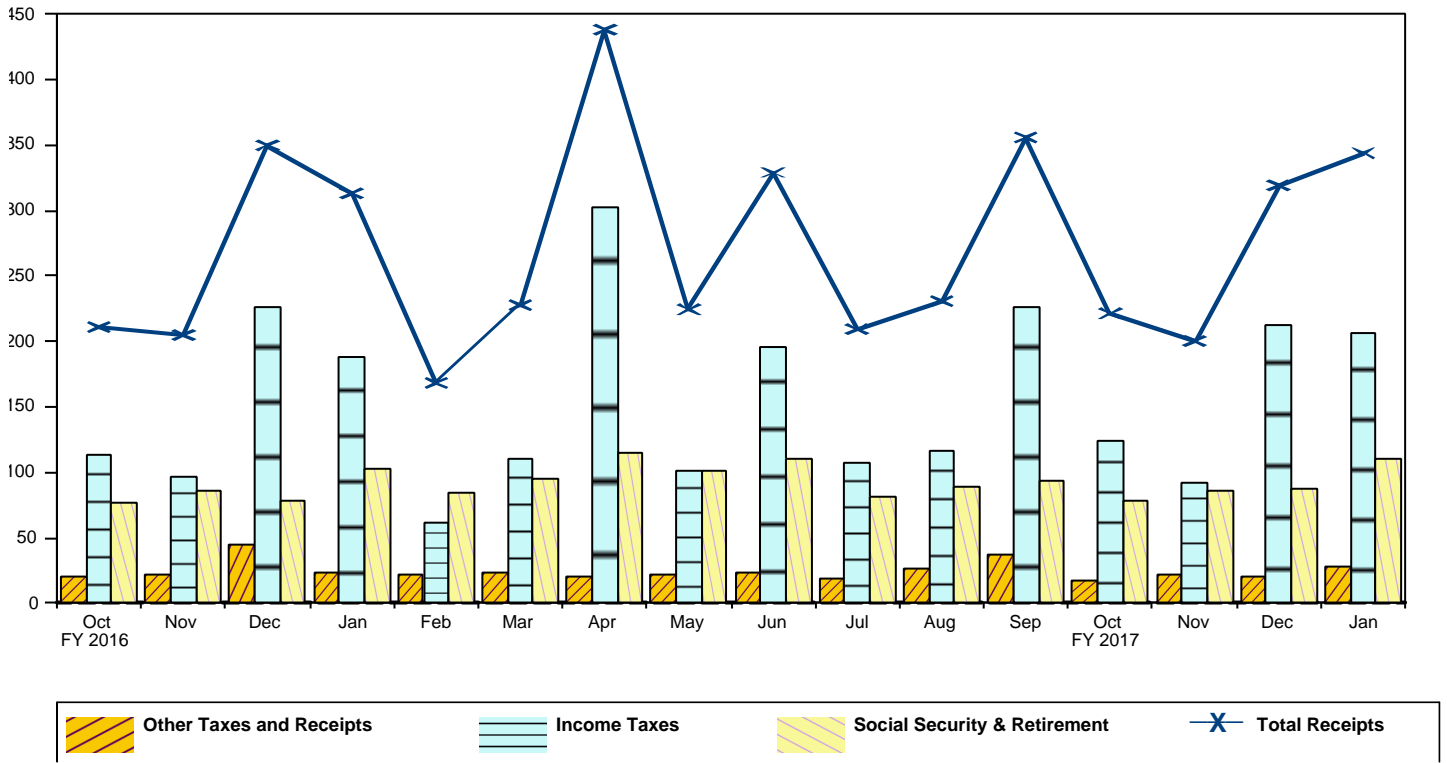
**Figure 1. Monthly Receipts, Outlays, and Budget Deficit/Surplus of the U.S. Government, Fiscal Years 2016 and 2017**  
[\$ billions]



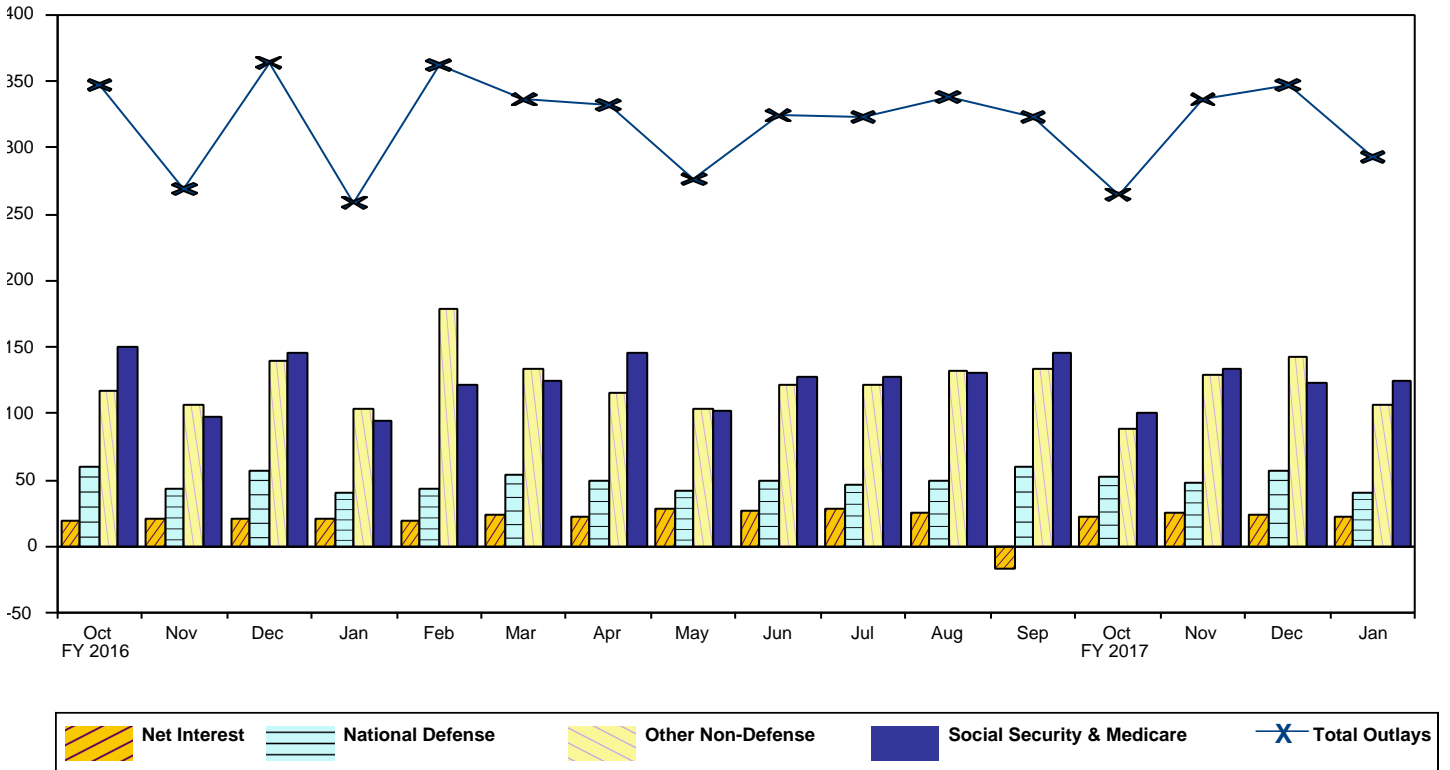
**Figure 2. Monthly Receipts, Outlays, and Budget Deficit/Surplus of the U.S. Government, Cumulative, Fiscal Years 2016 and 2017**  
[\$ billions]



**Figure 3. Monthly Receipts of the U.S. Government, by Source, Fiscal Years 2016 and 2017**  
[\$ billions]



**Figure 4. Monthly Outlays of the U.S. Government, by Function, Fiscal Years 2016 and 2017**  
[\$ billions]



**Table 3. Summary of Receipts and Outlays of the U.S. Government, January 2017 and Other Periods**

[\$ millions]				
Classification	This Month	Current Fiscal Year to Date	Comparable Prior Period Year to Date	Budget Estimates Full Fiscal Year <sup>1</sup>
<b>Budget Receipts</b>				
Individual Income Taxes	197,231	550,068	532,792	1,544,623
Corporation Income Taxes	9,146	84,877	92,093	298,158
Social Insurance and Retirement Receipts:				
Employment and General Retirement (Off-Budget)	80,456	261,466	248,350	810,180
Employment and General Retirement (On-Budget)	24,239	87,818	83,544	252,014
Unemployment Insurance	4,689	11,187	9,543	49,407
Other Retirement	370	1,416	1,276	3,816
Excise Taxes	5,116	24,493	25,991	96,901
Estate and Gift Taxes	2,427	7,233	7,303	21,103
Customs Duties	2,967	11,779	12,260	36,405
Miscellaneous Receipts	17,428	44,505	66,071	163,565
<b>Total Receipts</b>	<b>344,069</b>	<b>1,084,840</b>	<b>1,079,224</b>	<b>3,276,172</b>
<b>(On-Budget)</b>	<b>263,613</b>	<b>823,375</b>	<b>830,874</b>	<b>2,465,992</b>
<b>(Off-Budget)</b>	<b>80,456</b>	<b>261,466</b>	<b>248,350</b>	<b>810,180</b>
<b>Budget Outlays</b>				
Legislative Branch	431	1,602	1,457	4,730
Judicial Branch	631	2,493	2,456	7,729
Department of Agriculture	11,518	60,838	58,673	144,699
Department of Commerce	957	3,167	2,836	10,225
Department of Defense--Military Programs	37,626	187,018	190,569	565,655
Department of Education	8,344	19,826	22,700	75,663
Department of Energy	1,943	8,414	8,169	25,333
Department of Health and Human Services	86,477	344,433	348,389	1,108,457
Department of Homeland Security	4,685	17,801	14,064	44,301
Department of Housing and Urban Development	1,307	12,264	13,510	27,656
Department of the Interior	1,391	4,535	3,523	12,937
Department of Justice	48	7,420	8,331	31,979
Department of Labor	5,131	10,959	10,429	44,246
Department of State	2,397	8,999	8,632	29,170
Department of Transportation	4,839	24,189	23,205	78,288
Department of the Treasury:				
Interest on Treasury Debt Securities (Gross)	23,339	162,465	145,170	431,059
Other	5,964	17,782	20,464	90,237
Department of Veterans Affairs	7,350	51,051	55,357	176,401
Corps of Engineers	551	2,279	1,863	6,444
Other Defense Civil Programs	1,260	15,923	21,889	66,112
Environmental Protection Agency	844	3,250	3,288	8,700
Executive Office of the President	34	137	131	400
General Services Administration	-187	-327	-296	-817
International Assistance Programs	2,027	<sup>2</sup> 7,450	6,417	16,104
National Aeronautics and Space Administration	1,215	6,405	6,349	19,153
National Science Foundation	529	2,231	2,055	6,895
Office of Personnel Management	8,004	31,670	30,384	93,223
Small Business Administration	84	349	278	-378
Social Security Administration	78,569	323,977	319,655	978,606
Independent Agencies	3,638	<sup>3</sup> 6,230	9,710	18,842
Surface Transportation Board	3	10	.....	.....
Allowances	.....	.....	.....	500
Undistributed Offsetting Receipts:				
Interest	-1,499	-65,058	-63,319	-146,717
Other	-6,637	-38,002	-36,729	-99,862
<b>Total Outlays</b>	<b>292,812</b>	<b>1,241,780</b>	<b>1,239,612</b>	<b>3,875,970</b>
<b>(On-Budget)</b>	<b>225,590</b>	<b>1,000,985</b>	<b>1,002,655</b>	<b>3,099,879</b>
<b>(Off-Budget)</b>	<b>67,222</b>	<b>240,794</b>	<b>236,957</b>	<b>776,091</b>
<b>Surplus (+) or Deficit (-)</b>	<b>+51,257</b>	<b>-156,939</b>	<b>-160,388</b>	<b>-599,798</b>
<b>(On-Budget)</b>	<b>+38,023</b>	<b>-177,610</b>	<b>-171,781</b>	<b>-633,887</b>
<b>(Off-Budget)</b>	<b>+13,234</b>	<b>+20,671</b>	<b>+11,393</b>	<b>+34,089</b>

1 These estimates are based on the FY 2017 Mid-Session Review, released by the Office of Management and Budget on July 15, 2016.

2 Outlays increased by \$18 million due to additional reporting for the month of November 2016.

3 Outlays decreased by \$180 million due to additional reporting by the Federal Deposit Insurance Corporation for the month of December 2016.

Note: Details may not add to totals due to rounding.

... No Transactions

**Table 4. Receipts of the U.S. Government, January 2017 and Other Periods**

Classification	This Month			Current Fiscal Year to Date			Prior Fiscal Year to Date		
	Gross Receipts	Refunds (Deduct)	Receipts	Gross Receipts	Refunds (Deduct)	Receipts	Gross Receipts	Refunds (Deduct)	Receipts
<b>Individual Income Taxes</b>									
Withheld	121,575			447,599			422,116		
Presidential Election Campaign Fund	(**)			2			2		
Other	77,440			126,620			130,993		
<b>Total -- Individual Income Taxes</b>	<b>199,016</b>	<b>1,785</b>	<b>197,231</b>	<b>574,221</b>	<b>24,153</b>	<b>550,068</b>	<b>553,112</b>	<b>20,319</b>	<b>532,792</b>
<b>Corporation Income Taxes</b>									
	<b>11,917</b>	<b>2,771</b>	<b>9,146</b>	<b>101,055</b>	<b>16,178</b>	<b>84,877</b>	<b>106,069</b>	<b>13,976</b>	<b>92,093</b>
<b>Social Insurance and Retirement Receipts:</b>									
Employment and General Retirement:									
Federal Old-Age and Survivors Insurance Trust Fund:									
Federal Insurance Contributions Act Taxes	58,829	.....	58,829	204,530	.....	204,530	207,737	.....	207,737
Self-Employment Contributions Act Taxes	6,249	.....	6,249	7,066	.....	7,066	7,500	.....	7,500
Adjustments Attributable to Prior Years-FICA	.....	.....	.....	1,971	.....	1,971	-2,754	.....	-2,754
Adjustments Attributable to Prior Years-SECA	.....	.....	.....	-2,083	.....	-2,083	-2,715	.....	-2,715
<b>Total -- Federal Old-Age and Survivors Insurance Trust Fund</b>	<b>65,078</b>	<b>.....</b>	<b>65,078</b>	<b>211,484</b>	<b>.....</b>	<b>211,484</b>	<b>209,767</b>	<b>.....</b>	<b>209,767</b>
Federal Disability Insurance Trust Fund:									
Federal Insurance Contributions Act Taxes	13,901	.....	13,901	48,329	.....	48,329	38,238	.....	38,238
Self-Employment Contributions Act Taxes	1,477	.....	1,477	1,671	.....	1,671	1,275	.....	1,275
Adjustments Attributable to Prior Years-FICA	.....	.....	.....	335	.....	335	-468	.....	-468
Adjustments Attributable to Prior Years-SECA	.....	.....	.....	-354	.....	-354	-462	.....	-462
<b>Total -- Federal Disability Insurance Trust Fund</b>	<b>15,378</b>	<b>.....</b>	<b>15,378</b>	<b>49,981</b>	<b>.....</b>	<b>49,981</b>	<b>38,583</b>	<b>.....</b>	<b>38,583</b>
Federal Hospital Insurance Trust Fund:									
Federal Insurance Contributions Act Taxes	20,689	.....	20,689	83,411	.....	83,411	80,441	.....	80,441
Self-Employment Contributions Act Taxes	2,923	.....	2,923	3,327	.....	3,327	3,348	.....	3,348
Adjustments Attributable to Prior Years-FICA	.....	.....	.....	222	.....	222	-532	.....	-532
Adjustments Attributable to Prior Years-SECA	.....	.....	.....	-1,039	.....	-1,039	-1,522	.....	-1,522
<b>Total -- Federal Hospital Insurance Trust Fund</b>	<b>23,612</b>	<b>.....</b>	<b>23,612</b>	<b>85,921</b>	<b>.....</b>	<b>85,921</b>	<b>81,735</b>	<b>.....</b>	<b>81,735</b>
Railroad Retirement:									
Rail Pension and Supplemental Annuity	289	(**)	289	897	(**)	897	882	(**)	881
Social Security Equivalent Account	338	(**)	338	1,000	(**)	1,000	929	(**)	928
<b>Total -- Employment and General Retirement</b>	<b>104,696</b>	<b>(**)</b>	<b>104,695</b>	<b>349,284</b>	<b>1</b>	<b>349,283</b>	<b>331,895</b>	<b>(**)</b>	<b>331,894</b>
Unemployment Insurance:									
Deposits by States	1,835	.....	1,835	7,578	.....	7,578	7,903	.....	7,903
Federal Unemployment Taxes	2,830	4	2,826	3,559	9	3,550	1,602	12	1,590
Railroad Unemployment Taxes	28	.....	28	59	.....	59	50	.....	50
<b>Total -- Unemployment Insurance</b>	<b>4,692</b>	<b>4</b>	<b>4,689</b>	<b>11,196</b>	<b>9</b>	<b>11,187</b>	<b>9,555</b>	<b>12</b>	<b>9,543</b>
Other Retirement:									
Federal Employees' Retirement--Employee Share	367	.....	367	1,404	.....	1,404	1,268	.....	1,268
Non-Federal Employees Retirement	3	.....	3	12	.....	12	8	.....	8
<b>Total -- Other Retirement</b>	<b>370</b>	<b>.....</b>	<b>370</b>	<b>1,416</b>	<b>.....</b>	<b>1,416</b>	<b>1,276</b>	<b>.....</b>	<b>1,276</b>
<b>Total -- Social Insurance and Retirement Receipts</b>	<b>109,758</b>	<b>4</b>	<b>109,754</b>	<b>361,896</b>	<b>10</b>	<b>361,886</b>	<b>342,725</b>	<b>12</b>	<b>342,713</b>
<b>Excise Taxes:</b>									
Miscellaneous Excise Taxes	2,203	1,475	729	10,892	1,943	8,949	11,666	1,160	10,506
Airport and Airway Trust Fund	1,115	.....	1,115	3,931	.....	3,931	3,835	.....	3,835
Highway Trust Fund	3,262	29	3,233	11,573	101	11,472	11,481	.....	11,481
Black Lung Disability Trust Fund	40	.....	40	140	.....	140	169	.....	169
<b>Total -- Excise Taxes</b>	<b>6,621</b>	<b>1,504</b>	<b>5,116</b>	<b>26,537</b>	<b>2,044</b>	<b>24,493</b>	<b>27,151</b>	<b>1,160</b>	<b>25,991</b>
<b>Estate and Gift Taxes</b>									
	<b>2,472</b>	<b>45</b>	<b>2,427</b>	<b>7,532</b>	<b>299</b>	<b>7,233</b>	<b>7,563</b>	<b>261</b>	<b>7,303</b>
<b>Customs Duties</b>									
	<b>3,135</b>	<b>168</b>	<b>2,967</b>	<b>12,357</b>	<b>577</b>	<b>11,779</b>	<b>12,782</b>	<b>522</b>	<b>12,260</b>
<b>Miscellaneous Receipts:</b>									
Deposit of Earnings, Federal Reserve System	7,012	.....	7,012	26,462	.....	26,462	50,967	.....	50,967
Universal Service Fund	769	.....	769	3,173	.....	3,173	3,199	.....	3,199
All Other	9,648	(**)	9,647	14,888	18	14,870	11,913	8	11,905
<b>Total -- Miscellaneous Receipts</b>	<b>17,429</b>	<b>(**)</b>	<b>17,428</b>	<b>44,523</b>	<b>18</b>	<b>44,505</b>	<b>66,079</b>	<b>8</b>	<b>66,071</b>
<b>Total -- Receipts</b>	<b>350,346</b>	<b>6,277</b>	<b>344,069</b>	<b>1,128,120</b>	<b>43,280</b>	<b>1,084,840</b>	<b>1,115,481</b>	<b>36,257</b>	<b>1,079,224</b>
<b>Total -- On-Budget</b>	<b>269,890</b>	<b>6,277</b>	<b>263,613</b>	<b>866,655</b>	<b>43,280</b>	<b>823,375</b>	<b>867,131</b>	<b>36,257</b>	<b>830,874</b>
<b>Total -- Off-Budget</b>	<b>80,456</b>	<b>.....</b>	<b>80,456</b>	<b>261,466</b>	<b>.....</b>	<b>261,466</b>	<b>248,350</b>	<b>.....</b>	<b>248,350</b>

Note: Details may not add to totals due to rounding.

(\*\*) Less than absolute value of \$500,000

... No Transactions

**Table 5. Outlays of the U.S. Government, January 2017 and Other Periods**

Classification	This Month			Current Fiscal Year to Date			Prior Fiscal Year to Date		
	Gross Outlays	Applicable Receipts	Outlays	Gross Outlays	Applicable Receipts	Outlays	Gross Outlays	Applicable Receipts	Outlays
<b>Legislative Branch:</b>									
Senate	68	(**)	68	295	1	294	301	1	300
House of Representatives	103	(**)	103	432	(**)	431	445	1	445
Joint Items	1	.....	1	6	.....	6	6	.....	6
Capitol Police	46	.....	46	130	.....	130	106	.....	106
Congressional Budget Office	5	.....	5	16	.....	16	14	.....	14
Architect of the Capitol	57	(**)	57	193	2	191	187	1	186
Library of Congress	61	(**)	61	209	3	205	187	3	183
Government Printing Office	23	.....	23	113	.....	113	24	.....	24
Government Accountability Office	57	.....	57	182	.....	182	160	.....	160
United States Tax Court	4	.....	4	18	.....	18	17	.....	17
Other Legislative Branch Agencies	6	.....	6	23	.....	23	26	.....	26
Proprietary Receipts from the Public	.....	(**)	(**)	.....	4	-4	.....	5	-5
Intrabudgetary Transactions	(**)	.....	(**)	-3	.....	-3	-6	.....	-6
<b>Total--Legislative Branch</b>	<b>432</b>	<b>2</b>	<b>431</b>	<b>1,613</b>	<b>10</b>	<b>1,602</b>	<b>1,467</b>	<b>11</b>	<b>1,457</b>
<b>Judicial Branch:</b>									
Supreme Court of the United States	9	.....	9	28	.....	28	29	.....	29
Courts of Appeals, District Courts, and Other Judicial Services	591	.....	591	2,432	.....	2,432	2,379	.....	2,379
Other	91	.....	91	200	.....	200	261	.....	261
Proprietary Receipts from the Public	.....	8	-8	.....	45	-45	.....	48	-48
Intrabudgetary Transactions	-51	.....	-51	-122	.....	-122	-166	.....	-166
<b>Total--Judicial Branch</b>	<b>640</b>	<b>8</b>	<b>631</b>	<b>2,538</b>	<b>45</b>	<b>2,493</b>	<b>2,504</b>	<b>48</b>	<b>2,456</b>
<b>Department of Agriculture:</b>									
Agricultural Research Service	117	.....	117	407	.....	407	353	.....	353
National Institute of Food and Agriculture:									
Research and Education Activities	49	.....	49	232	.....	232	217	.....	217
Extension Activities	30	.....	30	148	.....	148	133	.....	133
Other	10	.....	10	31	.....	31	29	.....	29
Animal and Plant Health Inspection Service	113	.....	113	397	.....	397	500	.....	500
Food Safety and Inspection Service	116	.....	116	352	.....	352	308	.....	308
Agricultural Marketing Service	122	.....	122	412	.....	412	419	.....	419
Risk Management Agency:									
Administrative and Operating Expenses	11	.....	11	32	.....	32	27	.....	27
Federal Crop Insurance Corporation Fund	596	2	595	5,167	119	5,048	5,494	234	5,260
Farm Service Agency:									
Salaries and Expenses	180	.....	180	343	.....	343	480	.....	480
USDA Supplemental Assistance	(**)	.....	(**)	(**)	.....	(**)	(**)	.....	(**)
Agricultural Disaster Relief Fund	(**)	.....	(**)	(**)	.....	(**)	(**)	.....	(**)
Commodity Credit Corporation	1,186	719	467	16,432	1,790	14,641	12,914	952	11,962
Agricultural Credit Insurance Fund	5	10	-4	196	31	165	19	37	-18
Other	4	.....	4	14	.....	14	9	.....	9
<b>Total--Farm Service Agency</b>	<b>1,376</b>	<b>729</b>	<b>647</b>	<b>16,984</b>	<b>1,821</b>	<b>15,163</b>	<b>13,421</b>	<b>989</b>	<b>12,432</b>
Natural Resources Conservation Service:									
Conservation Operations	88	.....	88	259	.....	259	216	.....	216
Farm Security and Rural Investment Programs	402	.....	402	1,447	.....	1,447	1,379	.....	1,379
Other	14	.....	14	41	.....	41	46	(**)	46
Rural Development	79	.....	79	-41	.....	-41	34	.....	34
Rural Housing Service:									
Rural Housing Insurance Fund	13	50	-38	281	162	118	197	138	60
Rental Assistance Program	96	.....	96	389	.....	389	416	.....	416
Other	13	.....	13	49	.....	49	39	.....	39
Rural Utilities Service:									
Rural Electrification and Telecommunications Fund	10	-120	130	74	485	-411	41	567	-526
Other	44	13	31	235	35	200	197	63	133
Foreign Agricultural Service	278	.....	278	568	.....	568	338	.....	338
Food and Nutrition Service:									
Supplemental Nutrition Assistance Program	5,984	.....	5,984	24,014	.....	24,014	24,903	.....	24,903
Child Nutrition Programs	1,776	.....	1,776	8,295	.....	8,295	8,166	.....	8,166
Special Supplemental Nutrition Program for Women, Infants, and Children (WIC)	493	.....	493	1,942	.....	1,942	1,979	.....	1,979
Other	44	.....	44	147	.....	147	133	.....	133
<b>Total--Food and Nutrition Service</b>	<b>8,298</b>	<b>.....</b>	<b>8,298</b>	<b>34,398</b>	<b>.....</b>	<b>34,398</b>	<b>35,181</b>	<b>.....</b>	<b>35,181</b>

**Table 5. Outlays of the U.S. Government, January 2017 and Other Periods - Continued**

Classification	This Month			Current Fiscal Year to Date			Prior Fiscal Year to Date		
	Gross Outlays	Applicable Receipts	Outlays	Gross Outlays	Applicable Receipts	Outlays	Gross Outlays	Applicable Receipts	Outlays
<b>Department of Agriculture: - Continued</b>									
Forest Service:									
National Forest System	151	.....	151	526	.....	526	468	.....	468
Capital Improvement and Maintenance	26	.....	26	112	.....	112	101	.....	101
Wildland Fire Management	223	.....	223	842	.....	842	1,001	.....	1,001
Forest Service Permanent Appropriations	12	.....	12	56	.....	56	42	.....	42
Other	15	.....	15	229	.....	229	270	.....	270
<b>Total--Forest Service</b>	<b>427</b>	<b>.....</b>	<b>427</b>	<b>1,765</b>	<b>.....</b>	<b>1,765</b>	<b>1,882</b>	<b>.....</b>	<b>1,882</b>
Other	35	6	29	312	21	291	400	21	379
Proprietary Receipts from the Public	.....	137	-137	.....	465	-465	.....	588	-588
Intrabudgetary Transactions	-1	.....	-1	9	.....	9	5	.....	5
<b>Total--Department of Agriculture</b>	<b>12,335</b>	<b>817</b>	<b>11,518</b>	<b>63,946</b>	<b>3,108</b>	<b>60,838</b>	<b>61,273</b>	<b>2,601</b>	<b>58,673</b>
<b>Department of Commerce:</b>									
Economic Development Administration	19	(**)	19	88	(**)	88	97	(**)	97
Bureau of the Census	174	.....	174	529	.....	529	431	.....	431
International Trade Administration	36	.....	36	137	.....	137	131	.....	131
National Oceanic and Atmospheric Administration	433	1	432	1,719	1	1,718	1,765	32	1,733
National Institute of Standards and Technology	100	.....	100	350	.....	350	306	.....	306
National Telecommunications and Information Administration	15	(**)	15	60	(**)	60	26	.....	26
Other	132	17	115	272	62	210	182	57	125
Proprietary Receipts from the Public	.....	-57	57	.....	-80	80	.....	6	-6
Intrabudgetary Transactions	9	.....	9	-5	.....	-5	-6	.....	-6
Offsetting Governmental Receipts	.....	(**)	(**)	.....	1	-1	.....	1	-1
<b>Total--Department of Commerce</b>	<b>918</b>	<b>-39</b>	<b>957</b>	<b>3,150</b>	<b>-17</b>	<b>3,167</b>	<b>2,932</b>	<b>96</b>	<b>2,836</b>
<b>Department of Defense--Military Programs:</b>									
Military Personnel:									
Department of the Army	4,893	.....	4,893	18,020	.....	18,020	20,570	.....	20,570
Department of the Navy	2,130	.....	2,130	15,079	.....	15,079	16,393	.....	16,393
Department of the Air Force	1,671	.....	1,671	11,368	.....	11,368	12,037	.....	12,037
Defense Agencies	.....	.....	.....	6,769	.....	6,769	6,870	.....	6,870
<b>Total--Military Personnel</b>	<b>8,695</b>	<b>.....</b>	<b>8,695</b>	<b>51,236</b>	<b>.....</b>	<b>51,236</b>	<b>55,870</b>	<b>.....</b>	<b>55,870</b>
Operation and Maintenance:									
Department of the Army	2,621	.....	2,621	19,563	.....	19,563	19,970	.....	19,970
Department of the Navy	4,208	.....	4,208	17,196	.....	17,196	17,439	.....	17,439
Department of the Air Force	4,114	.....	4,114	17,648	.....	17,648	16,747	.....	16,747
Defense Agencies	5,364	.....	5,364	21,864	.....	21,864	21,158	.....	21,158
<b>Total--Operation and Maintenance</b>	<b>16,306</b>	<b>.....</b>	<b>16,306</b>	<b>76,272</b>	<b>.....</b>	<b>76,272</b>	<b>75,314</b>	<b>.....</b>	<b>75,314</b>
International Reconstruction and Other Assistance:									
Department of the Army	.....	.....	.....	.....	.....	.....	(**)	.....	(**)
Procurement:									
Department of the Army	1,242	.....	1,242	5,590	.....	5,590	5,411	.....	5,411
Department of the Navy	2,165	.....	2,165	12,908	.....	12,908	13,555	.....	13,555
Department of the Air Force	3,509	.....	3,509	13,312	.....	13,312	15,374	.....	15,374
Defense Agencies	664	.....	664	2,227	.....	2,227	2,002	.....	2,002
<b>Total--Procurement</b>	<b>7,579</b>	<b>.....</b>	<b>7,579</b>	<b>34,037</b>	<b>.....</b>	<b>34,037</b>	<b>36,341</b>	<b>.....</b>	<b>36,341</b>
Research, Development, Test, and Evaluation:									
Department of the Army	445	.....	445	2,414	.....	2,414	2,493	.....	2,493
Department of the Navy	1,099	.....	1,099	5,352	.....	5,352	4,612	.....	4,612
Department of the Air Force	1,477	.....	1,477	7,617	.....	7,617	7,212	.....	7,212
Defense Agencies	1,170	.....	1,170	5,359	.....	5,359	5,504	.....	5,504
<b>Total--Research, Development, Test, and Evaluation</b>	<b>4,191</b>	<b>.....</b>	<b>4,191</b>	<b>20,743</b>	<b>.....</b>	<b>20,743</b>	<b>19,821</b>	<b>.....</b>	<b>19,821</b>
Military Construction:									
Department of the Army	59	.....	59	720	.....	720	732	.....	732
Department of the Navy	105	.....	105	443	.....	443	479	.....	479
Department of the Air Force	157	.....	157	278	.....	278	322	.....	322
Defense Agencies	208	.....	208	791	.....	791	845	.....	845
<b>Total--Military Construction</b>	<b>528</b>	<b>.....</b>	<b>528</b>	<b>2,231</b>	<b>.....</b>	<b>2,231</b>	<b>2,378</b>	<b>.....</b>	<b>2,378</b>
Family Housing:									
Department of the Army	43	.....	43	130	.....	130	110	.....	110
Department of the Navy	25	.....	25	117	.....	117	103	.....	103
Department of the Air Force	23	.....	23	93	.....	93	87	.....	87
Defense Agencies	6	(**)	6	20	2	18	177	1	177
Revolving and Management Funds:									



**Table 5. Outlays of the U.S. Government, January 2017 and Other Periods - Continued**

Classification	This Month			Current Fiscal Year to Date			Prior Fiscal Year to Date		
	Gross Outlays	Applicable Receipts	Outlays	Gross Outlays	Applicable Receipts	Outlays	Gross Outlays	Applicable Receipts	Outlays
<b>Department of Defense--Military Programs: - Continued</b>									
Department of the Navy	168	.....	168	336	.....	336	179	.....	179
Defense Agencies:									
Working Capital Fund	324	.....	324	1,812	.....	1,812	53	.....	53
Other	-129	.....	-129	-164	.....	-164	113	.....	113
Allowances	-1	.....	-1	-141	.....	-141	3	.....	3
Trust Funds:									
Department of the Army	1	.....	1	6	.....	6	7	.....	7
Department of the Navy	1	.....	1	9	.....	9	7	.....	7
Department of the Air Force	(**)	.....	(**)	2	.....	2	10	.....	10
Defense Agencies	20	.....	20	96	.....	96	245	.....	245
Proprietary Receipts from the Public:									
Department of the Army	.....	239	-239	.....	-446	446	.....	-24	24
Department of the Navy	.....	61	-61	.....	118	-118	.....	-33	33
Department of the Air Force	.....	-4	4	.....	-24	24	.....	342	-342
Defense Agencies	.....	-48	48	.....	401	-401	.....	233	-233
Intrabudgetary Transactions:									
Department of the Army	-29	.....	-29	-37	.....	-37	59	.....	59
Department of the Navy	-3	.....	-3	14	.....	14	-50	.....	-50
Department of the Air Force	24	.....	24	131	.....	131	132	.....	132
Defense Agencies	101	.....	101	124	.....	124	129	.....	129
Offsetting Governmental Receipts:									
Department of the Army	.....	.....	.....	.....	.....	.....	.....	(**)	(**)
<b>Total--Department of Defense--Military Programs</b>	<b>37,875</b>	<b>249</b>	<b>37,626</b>	<b>187,067</b>	<b>50</b>	<b>187,018</b>	<b>191,089</b>	<b>519</b>	<b>190,569</b>
<b>Department of Education:</b>									
Office of Elementary and Secondary Education:									
Accelerating Achievement and Ensuring Equity	1,213	.....	1,213	4,991	.....	4,991	5,230	.....	5,230
Impact Aid	95	.....	95	785	.....	785	563	.....	563
Education Improvement Programs	296	.....	296	1,401	.....	1,401	1,470	.....	1,470
Other	30	.....	30	101	.....	101	118	.....	118
Total--Office of Elementary and Secondary Education	1,634	.....	1,634	7,278	.....	7,278	7,381	.....	7,381
Office of Innovation and Improvement	99	.....	99	436	.....	436	468	.....	468
Office of English Language Acquisition	47	.....	47	224	.....	224	258	.....	258
Office of Special Education and Rehabilitative Services:									
Special Education	1,024	.....	1,024	3,802	.....	3,802	3,887	.....	3,887
Rehabilitation Services and Disability Research	257	.....	257	1,118	.....	1,118	1,030	.....	1,030
Special Institutions for Persons with Disabilities	18	.....	18	71	.....	71	76	.....	76
Office of Vocational and Adult Education	130	.....	130	543	.....	543	520	.....	520
Office of Postsecondary Education:									
Higher Education	149	.....	149	699	.....	699	677	.....	677
Other	(**)	(**)	(**)	44	3	41	103	4	100
Total--Office of Postsecondary Education	149	(**)	149	744	3	740	780	4	777
Office of Federal Student Aid:									
Student Financial Assistance	4,792	.....	4,792	9,775	.....	9,775	10,339	.....	10,339
Student Aid Administration	117	.....	117	529	.....	529	469	.....	469
Federal Direct Student Loans	.....	.....	.....	(**)	.....	(**)	.....	.....	.....
Federal Family Education Loans	-21	.....	-21	-80	.....	-80	-130	.....	-130
Other	5	(**)	4	6	3	3	7	2	4
Total--Office of Federal Student Aid	4,892	(**)	4,892	10,231	3	10,228	10,685	2	10,682
Institute of Education Sciences	52	.....	52	192	.....	192	171	.....	171
Departmental Management	64	.....	64	201	.....	201	174	.....	174
Proprietary Receipts from the Public	.....	22	-22	.....	5,079	-5,079	.....	2,764	-2,764
Intrabudgetary Transactions	(**)	.....	(**)	71	.....	71	39	.....	39
<b>Total--Department of Education</b>	<b>8,366</b>	<b>22</b>	<b>8,344</b>	<b>24,911</b>	<b>5,085</b>	<b>19,826</b>	<b>25,470</b>	<b>2,770</b>	<b>22,700</b>
<b>Department of Energy:</b>									
National Nuclear Security Administration:									
Naval Reactors	90	.....	90	397	.....	397	342	.....	342
Weapons Activities	626	.....	626	2,758	.....	2,758	2,550	.....	2,550
Defense Nuclear Nonproliferation	120	.....	120	551	.....	551	555	.....	555
Other	39	.....	39	120	.....	120	120	.....	120
Environmental and Other Defense Activities:									
Defense Environmental Cleanup	434	.....	434	1,867	.....	1,867	1,754	.....	1,754
Other Defense Activities	92	.....	92	264	.....	264	302	.....	302

**Table 5. Outlays of the U.S. Government, January 2017 and Other Periods - Continued**

Classification	This Month			Current Fiscal Year to Date			Prior Fiscal Year to Date		
	Gross Outlays	Applicable Receipts	Outlays	Gross Outlays	Applicable Receipts	Outlays	Gross Outlays	Applicable Receipts	Outlays
<b>Department of Energy: - Continued</b>									
Defense Nuclear Waste Disposal	(**)	.....	(**)	(**)	.....	(**)	2	.....	2
Energy Programs:									
Science	398	.....	398	1,698	.....	1,698	1,709	.....	1,709
Energy Supply	101	.....	101	470	.....	470	448	.....	448
Energy Efficiency and Renewable Energy	135	.....	135	574	.....	574	544	.....	544
Fossil Energy Research and Development	44	.....	44	185	.....	185	179	.....	179
Uranium Enrichment Decontamination and Decommissioning Fund	42	.....	42	188	.....	188	227	.....	227
Advanced Technology Vehicles Manufacturing Loan Program	1	.....	1	1	.....	1	1	.....	1
Title 17 Innovative Technology Loan Guarantee Program	3	.....	3	9	.....	9	9	.....	9
Other	96	6	90	364	30	334	345	28	317
<b>Total--Energy Programs</b>	<b>818</b>	<b>6</b>	<b>812</b>	<b>3,489</b>	<b>30</b>	<b>3,460</b>	<b>3,464</b>	<b>28</b>	<b>3,436</b>
Power Marketing Administration	201	326	-125	1,011	1,195	-183	1,246	1,172	74
Departmental Administration	(**)	.....	(**)	111	.....	111	107	.....	107
Proprietary Receipts from the Public	.....	7	-7	.....	449	-449	.....	594	-594
Intrabudgetary Transactions	-138	.....	-138	-482	.....	-482	-478	.....	-478
<b>Total--Department of Energy</b>	<b>2,281</b>	<b>339</b>	<b>1,943</b>	<b>10,088</b>	<b>1,674</b>	<b>8,414</b>	<b>9,963</b>	<b>1,794</b>	<b>8,169</b>
<b>Department of Health and Human Services:</b>									
Food and Drug Administration	114	1	113	837	3	834	682	3	679
Health Resources and Services Administration	854	.....	854	3,473	.....	3,473	3,210	.....	3,210
Indian Health Service	683	.....	683	1,744	.....	1,744	1,327	.....	1,327
Centers for Disease Control and Prevention	580	.....	580	2,470	.....	2,470	2,348	.....	2,348
National Institutes of Health	2,431	.....	2,431	9,989	.....	9,989	9,190	.....	9,190
Substance Abuse and Mental Health Services Administration	284	.....	284	978	.....	978	1,043	.....	1,043
Agency for Healthcare Research and Quality	25	.....	25	95	.....	95	48	.....	48
Centers for Medicare and Medicaid Services:									
Grants to States for Medicaid	29,476	.....	29,476	125,887	.....	125,887	119,851	.....	119,851
Payments to Health Care Trust Funds	29,208	.....	29,208	120,416	.....	120,416	103,012	.....	103,012
Children's Health Insurance Fund	1,105	.....	1,105	4,967	.....	4,967	3,956	.....	3,956
State Grants and Demonstrations	35	.....	35	167	.....	167	201	.....	201
Federal Hospital Insurance Trust Fund:									
Benefit Payments	24,494	.....	24,494	85,771	.....	85,771	89,224	.....	89,224
Administrative Expenses	277	.....	277	1,164	.....	1,164	1,364	.....	1,364
<b>Total--Federal Hospital Insurance Trust Fund</b>	<b>24,772</b>	<b>.....</b>	<b>24,772</b>	<b>86,935</b>	<b>.....</b>	<b>86,935</b>	<b>90,588</b>	<b>.....</b>	<b>90,588</b>
Health Care Fraud and Abuse Control	115	.....	115	440	.....	440	432	.....	432
Federal Supplementary Medical Insurance Trust Fund:									
Benefit Payments	24,005	.....	24,005	88,883	.....	88,883	91,095	.....	91,095
Administrative Expenses	239	.....	239	1,103	.....	1,103	1,244	.....	1,244
Medicare Prescription Drugs:									
Benefit Payments	7,127	.....	7,127	29,612	.....	29,612	34,317	.....	34,317
Administrative Expenses	32	.....	32	103	.....	103	49	.....	49
<b>Total--Federal Supplementary Medical Insurance Trust Fund</b>	<b>31,402</b>	<b>.....</b>	<b>31,402</b>	<b>119,700</b>	<b>.....</b>	<b>119,700</b>	<b>126,706</b>	<b>.....</b>	<b>126,706</b>
Other	69	.....	69	2,244	.....	2,244	1,740	.....	1,740
<b>Total--Centers for Medicare and Medicaid Services</b>	<b>116,180</b>	<b>.....</b>	<b>116,180</b>	<b>460,757</b>	<b>.....</b>	<b>460,757</b>	<b>446,487</b>	<b>.....</b>	<b>446,487</b>
Administration for Children and Families:									
Temporary Assistance for Needy Families	1,077	.....	1,077	5,169	.....	5,169	5,084	.....	5,084
Contingency Fund	106	.....	106	180	.....	180	157	.....	157
Payments to States for Child Support Enforcement and Family Support Programs	243	.....	243	1,069	.....	1,069	1,095	.....	1,095
Low Income Home Energy Assistance	338	.....	338	1,295	.....	1,295	1,400	.....	1,400
Refugee and Entrant Assistance	196	.....	196	784	.....	784	433	.....	433
Child Care Entitlement to States	201	.....	201	843	.....	843	704	.....	704
Payments to States for the Child Care and Development Block Grant	192	.....	192	803	.....	803	705	.....	705
Social Services Block Grant	109	.....	109	459	.....	459	500	.....	500
Children and Families Services Programs	830	.....	830	3,537	.....	3,537	3,424	.....	3,424
Payments to States for Foster Care and Adoption Assistance	693	.....	693	2,500	.....	2,500	2,495	.....	2,495
Other	35	.....	35	159	.....	159	168	.....	168
<b>Total--Administration for Children and Families</b>	<b>4,020</b>	<b>.....</b>	<b>4,020</b>	<b>16,798</b>	<b>.....</b>	<b>16,798</b>	<b>16,164</b>	<b>.....</b>	<b>16,164</b>
Administration for Community Living	175	.....	175	647	.....	647	622	.....	622

**Table 5. Outlays of the U.S. Government, January 2017 and Other Periods - Continued**

Classification	This Month			Current Fiscal Year to Date			Prior Fiscal Year to Date		
	Gross Outlays	Applicable Receipts	Outlays	Gross Outlays	Applicable Receipts	Outlays	Gross Outlays	Applicable Receipts	Outlays
<b>Department of Health and Human Services: - Continued</b>									
Departmental Management	863	.....	863	1,395	.....	1,395	857	.....	857
Other	85	.....	85	228	.....	228	172	.....	172
Proprietary Receipts from the Public	.....	10,650	-10,650	.....	34,601	-34,601	.....	30,882	-30,882
Intrabudgetary Transactions:									
Payments for Health Insurance for the Aged:									
Federal Supplementary Medical Insurance Trust Fund	-24,291	.....	-24,291	-114,704	.....	-114,704	-98,852	.....	-98,852
Payments for Tax and Other Credits:									
Federal Hospital Insurance Trust Fund	-4,921	.....	-4,921	-5,720	.....	-5,720	-4,174	.....	-4,174
Other	44	.....	44	50	.....	50	150	.....	150
<b>Total--Department of Health and Human Services</b>	<b>97,127</b>	<b>10,650</b>	<b>86,477</b>	<b>379,037</b>	<b>34,604</b>	<b>344,433</b>	<b>379,273</b>	<b>30,884</b>	<b>348,389</b>
<b>Department of Homeland Security:</b>									
Departmental Management and Operations	108	.....	108	449	.....	449	359	.....	359
Citizenship and Immigration Services	422	.....	422	1,226	.....	1,226	1,060	.....	1,060
United States Secret Service	220	.....	220	762	.....	762	637	.....	637
Transportation Security Administration	823	.....	823	2,274	.....	2,274	2,082	.....	2,082
Immigration and Customs Enforcement	692	.....	692	2,293	.....	2,293	1,998	.....	1,998
U.S. Customs and Border Protection	1,323	1	1,322	4,406	3	4,402	3,861	3	3,857
United States Coast Guard	674	.....	674	3,233	.....	3,233	3,435	.....	3,435
National Protection and Programs Directorate	175	.....	175	587	.....	587	463	.....	463
Federal Emergency Management Agency:									
State and Local Programs									
Firefighter Assistance Grants	55	.....	55	186	.....	186	177	.....	177
Disaster Relief	664	.....	664	2,404	.....	2,404	1,914	.....	1,914
National Flood Insurance Fund	250	78	171	2,502	297	2,205	328	364	-36
Other	130	.....	130	461	.....	461	424	.....	424
<b>Total--Federal Emergency Management Agency</b>	<b>1,196</b>	<b>78</b>	<b>1,118</b>	<b>6,161</b>	<b>297</b>	<b>5,864</b>	<b>3,578</b>	<b>364</b>	<b>3,213</b>
Science and Technology	71	.....	71	263	.....	263	257	.....	257
Domestic Nuclear Detection Office	37	.....	37	104	.....	104	53	.....	53
Other	56	.....	56	158	.....	158	135	.....	135
Proprietary Receipts from the Public	.....	76	-76	.....	328	-328	.....	350	-350
Intrabudgetary Transactions	1	.....	1	-89	.....	-89	-27	.....	-27
Offsetting Governmental Receipts	.....	957	-957	.....	3,395	-3,395	.....	3,107	-3,107
<b>Total--Department of Homeland Security</b>	<b>5,798</b>	<b>1,113</b>	<b>4,685</b>	<b>21,825</b>	<b>4,024</b>	<b>17,801</b>	<b>17,889</b>	<b>3,825</b>	<b>14,064</b>
<b>Department of Housing and Urban Development:</b>									
Public and Indian Housing Programs:									
Tenant Based Rental Assistance	32	.....	32	6,655	.....	6,655	6,439	.....	6,439
Housing Certificate Fund	23	.....	23	66	.....	66	67	.....	67
Public Housing Capital Fund	94	.....	94	565	.....	565	699	.....	699
Public Housing Operating Fund	334	.....	334	1,467	.....	1,467	1,447	.....	1,447
Revitalization of Severely Distressed Public Housing (Hope VI)	1	.....	1	10	.....	10	25	.....	25
Native American Housing Block Grant	36	.....	36	158	.....	158	188	.....	188
Other	10	.....	10	48	.....	48	47	.....	47
<b>Total--Public and Indian Housing Programs</b>	<b>531</b>	<b>.....</b>	<b>531</b>	<b>8,968</b>	<b>.....</b>	<b>8,968</b>	<b>8,913</b>	<b>.....</b>	<b>8,913</b>
Community Planning and Development:									
Housing Opportunities for Persons with AIDS	36	.....	36	108	.....	108	101	.....	101
Community Development Fund	431	.....	431	1,874	.....	1,874	2,193	.....	2,193
Home Investment Partnership Program	80	.....	80	322	.....	322	360	.....	360
Neighborhood Stabilization Program	2	.....	2	7	.....	7	9	.....	9
Homeless Assistance Grants	156	.....	156	636	.....	636	634	.....	634
Other	5	.....	5	17	.....	17	21	(**)	21
<b>Total--Community Planning and Development</b>	<b>710</b>	<b>.....</b>	<b>710</b>	<b>2,963</b>	<b>.....</b>	<b>2,963</b>	<b>3,318</b>	<b>(**)</b>	<b>3,318</b>
Housing Programs:									
Credit Accounts:									
FHA-Mutual Mortgage Insurance Fund, Program Account	8	.....	8	36	.....	36	35	.....	35
FHA-Mutual Mortgage Insurance Capital Reserve Account	-1,023	.....	-1,023	-4,086	.....	-4,086	-2,832	.....	-2,832
FHA-Mutual Mortgage and Cooperative Housing Insurance Fund, Liquidating Account	3	2	1	12	11	1	15	12	4
FHA-General and Special Risk Fund, Liquidating Account	11	12	-2	38	58	-21	38	86	-48
Housing for the Elderly or Handicapped Fund, Liquidating Account	-14	10	-24	-57	49	-106	-48	85	-133
HUD Project-Based Rental Assistance	892	.....	892	3,663	.....	3,663	3,488	.....	3,488

**Table 5. Outlays of the U.S. Government, January 2017 and Other Periods - Continued**

Classification	This Month			Current Fiscal Year to Date			Prior Fiscal Year to Date		
	Gross Outlays	Applicable Receipts	Outlays	Gross Outlays	Applicable Receipts	Outlays	Gross Outlays	Applicable Receipts	Outlays
<b>Department of Housing and Urban Development: - Continued</b>									
Housing for the Elderly	54	.....	54	240	.....	240	226	.....	226
Housing for Persons with Disabilities	14	.....	14	56	.....	56	59	.....	59
Other Assisted Housing Programs	14	.....	14	58	.....	58	73	.....	73
Other	3	4	-1	19	13	5	19	16	3
<b>Total--Housing Programs</b>	<b>-39</b>	<b>28</b>	<b>-68</b>	<b>-23</b>	<b>131</b>	<b>-154</b>	<b>1,074</b>	<b>198</b>	<b>876</b>
Government National Mortgage Association:									
Guarantees of Mortgage-Backed Securities	-3	(**)	-3	7	(**)	6	17	(**)	17
Management and Administration	182	.....	182	591	.....	591	496	.....	496
Other	9	.....	9	68	.....	68	61	.....	61
Proprietary Receipts from the Public:									
FHA-General and Special Risk Fund	.....	56	-56	.....	172	-172	.....	159	-159
Other	.....	-8	8	.....	-6	6	.....	16	-16
Intrabudgetary Transactions	-5	.....	-5	-8	.....	-8	9	.....	9
Offsetting Governmental Receipts	.....	1	-1	.....	4	-4	.....	4	-4
<b>Total--Department of Housing and Urban Development</b>	<b>1,385</b>	<b>78</b>	<b>1,307</b>	<b>12,566</b>	<b>301</b>	<b>12,264</b>	<b>13,887</b>	<b>377</b>	<b>13,510</b>
<b>Department of the Interior:</b>									
Land and Minerals Management:									
Bureau of Land Management:									
Management of Lands and Resources	87	.....	87	330	.....	330	293	.....	293
Other	49	8	42	125	18	107	90	107	-17
Bureau of Ocean Energy Management	16	.....	16	43	.....	43	29	.....	29
Office of Surface Mining Reclamation and Enforcement	153	.....	153	346	.....	346	347	.....	347
<b>Total--Land and Minerals Management</b>	<b>306</b>	<b>8</b>	<b>298</b>	<b>844</b>	<b>18</b>	<b>826</b>	<b>759</b>	<b>107</b>	<b>652</b>
Water and Science:									
Bureau of Reclamation:									
Water and Related Resources	72	.....	72	295	.....	295	255	.....	255
Other	73	58	15	193	125	68	163	120	43
Central Utah Project	1	.....	1	4	.....	4	3	.....	3
United States Geological Survey	95	.....	95	379	.....	379	341	.....	341
<b>Total--Water and Science</b>	<b>241</b>	<b>58</b>	<b>184</b>	<b>871</b>	<b>125</b>	<b>746</b>	<b>763</b>	<b>120</b>	<b>642</b>
Fish and Wildlife and Parks:									
United States Fish and Wildlife Service	268	.....	268	961	.....	961	838	.....	838
National Park Service	313	.....	313	1,106	.....	1,106	938	.....	938
<b>Total--Fish and Wildlife and Parks</b>	<b>581</b>	<b>.....</b>	<b>581</b>	<b>2,067</b>	<b>.....</b>	<b>2,067</b>	<b>1,776</b>	<b>.....</b>	<b>1,776</b>
Indian Affairs:									
Bureau of Indian Affairs and Bureau of Indian Education	361	(**)	361	793	(**)	793	580	(**)	580
<b>Total--Indian Affairs</b>	<b>361</b>	<b>(**)</b>	<b>361</b>	<b>793</b>	<b>(**)</b>	<b>793</b>	<b>580</b>	<b>(**)</b>	<b>580</b>
Departmental Offices:									
Mineral Leasing and Associated Payments	97	.....	97	527	.....	527	649	.....	649
Other	141	.....	141	360	.....	360	176	.....	176
Insular Affairs	24	.....	24	141	.....	141	153	.....	153
Office of the Special Trustee for American Indians	26	.....	26	159	.....	159	72	.....	72
Department-Wide Programs	15	.....	15	376	.....	376	386	.....	386
<b>Total--Departmental Offices</b>	<b>303</b>	<b>.....</b>	<b>303</b>	<b>1,563</b>	<b>.....</b>	<b>1,563</b>	<b>1,436</b>	<b>.....</b>	<b>1,436</b>
Other	5	.....	5	79	.....	79	61	.....	61
Proprietary Receipts from the Public	.....	339	-339	.....	1,519	-1,519	.....	1,615	-1,615
Intrabudgetary Transactions	-2	.....	-2	-19	.....	-19	-9	.....	-9
<b>Total--Department of the Interior</b>	<b>1,796</b>	<b>404</b>	<b>1,391</b>	<b>6,197</b>	<b>1,662</b>	<b>4,535</b>	<b>5,365</b>	<b>1,843</b>	<b>3,523</b>
<b>Department of Justice:</b>									
General Administration	48	.....	48	350	.....	350	347	.....	347
Legal Activities and U.S. Marshals:									
General Legal Activities	196	.....	196	663	.....	663	304	.....	304
United States Attorneys	258	.....	258	711	.....	711	595	.....	595
United States Marshals Service	132	.....	132	422	.....	422	311	.....	311
Assets Forfeiture Fund	82	.....	82	228	.....	228	379	.....	379
Other	185	.....	185	680	.....	680	530	.....	530
Federal Bureau of Investigation	954	.....	954	3,031	.....	3,031	2,662	.....	2,662
Drug Enforcement Administration	226	.....	226	812	.....	812	732	.....	732
Bureau of Alcohol, Tobacco, Firearms, and Explosives	116	.....	116	418	.....	418	393	.....	393
Federal Prison System	762	31	731	2,480	120	2,359	2,287	121	2,166
Office of Justice Programs:									
State and Local Law Enforcement Assistance	66	.....	66	561	.....	561	467	.....	467

**Table 5. Outlays of the U.S. Government, January 2017 and Other Periods - Continued**

Classification	This Month			Current Fiscal Year to Date			Prior Fiscal Year to Date		
	Gross Outlays	Applicable Receipts	Outlays	Gross Outlays	Applicable Receipts	Outlays	Gross Outlays	Applicable Receipts	Outlays
<b>Department of Justice: - Continued</b>									
Community Oriented Policing Services	18	.....	18	67	.....	67	65	.....	65
Crime Victims Fund	113	.....	113	380	.....	380	223	.....	223
Other	83	.....	83	289	.....	289	285	.....	285
Other	42	.....	42	165	.....	165	235	.....	235
Proprietary Receipts from the Public	.....	339	-339	.....	452	-452	.....	981	-981
Intrabudgetary Transactions	-2,809	.....	-2,809	-3,096	.....	-3,096	-237	.....	-237
Offsetting Governmental Receipts	.....	53	-53	.....	169	-169	.....	145	-145
<b>Total--Department of Justice</b>	<b>471</b>	<b>423</b>	<b>48</b>	<b>8,161</b>	<b>741</b>	<b>7,420</b>	<b>9,577</b>	<b>1,246</b>	<b>8,331</b>
<b>Department of Labor:</b>									
Employment and Training Administration:									
Training and Employment Services	232	.....	232	1,002	.....	1,002	969	.....	969
Office of Job Corps	131	.....	131	528	.....	528	543	.....	543
Community Service Employment for Older Americans	36	.....	36	143	.....	143	143	.....	143
Federal Unemployment Benefits and Allowances	33	.....	33	165	.....	165	133	.....	133
Federal Additional Unemployment Compensation Program-Recovery Act	(**)	.....	(**)	-1	.....	-1	-3	.....	-3
State Unemployment Insurance and Employment Service Operations	90	.....	90	51	.....	51	-181	.....	-181
Payments to the Unemployment Trust Fund	.....	.....	.....	7	.....	7	30	.....	30
Program Administration	10	.....	10	30	.....	30	29	.....	29
Unemployment Trust Fund:									
Federal-State Unemployment Insurance:									
State Unemployment Benefits	3,364	.....	3,364	10,445	.....	10,445	10,522	.....	10,522
State Administrative Expenses	190	.....	190	1,122	.....	1,122	1,303	.....	1,303
Federal Administrative Expenses	27	.....	27	114	.....	114	100	.....	100
Other	(**)	.....	(**)	24	.....	24	38	.....	38
<b>Total--Unemployment Trust Fund</b>	<b>3,581</b>	<b>.....</b>	<b>3,581</b>	<b>11,705</b>	<b>.....</b>	<b>11,705</b>	<b>11,963</b>	<b>.....</b>	<b>11,963</b>
Other	18	.....	18	98	.....	98	139	.....	139
<b>Total--Employment and Training Administration</b>	<b>4,132</b>	<b>.....</b>	<b>4,132</b>	<b>13,727</b>	<b>.....</b>	<b>13,727</b>	<b>13,764</b>	<b>.....</b>	<b>13,764</b>
Pension Benefit Guaranty Corporation	525	129	396	2,086	5,732	-3,646	2,031	6,013	-3,982
Employment Standards Administration	.....	.....	.....	.....	.....	.....	(**)	.....	(**)
Office of Workers' Compensation Programs:									
Special Benefits	179	.....	179	-537	.....	-537	-553	.....	-553
Energy Employees Occupational Illness Compensation Fund	91	.....	91	397	.....	397	331	.....	331
Special Benefits for Disabled Coal Miners	8	.....	8	31	.....	31	35	.....	35
Black Lung Disability Trust Fund	15	.....	15	70	.....	70	52	.....	52
Other	30	.....	30	117	.....	117	116	.....	116
Wage and Hour Division	26	.....	26	83	.....	83	71	.....	71
Occupational Safety and Health Administration	47	.....	47	171	.....	171	159	.....	159
Mine Safety and Health Administration	35	.....	35	113	.....	113	105	.....	105
Bureau of Labor Statistics	45	.....	45	154	.....	154	138	.....	138
Departmental Management	100	.....	100	301	.....	301	288	.....	288
Other	30	.....	30	99	.....	99	89	.....	89
Proprietary Receipts from the Public	.....	(**)	(**)	.....	1	-1	.....	1	-1
Intrabudgetary Transactions	(**)	.....	(**)	-122	.....	-122	-185	.....	-185
<b>Total--Department of Labor</b>	<b>5,261</b>	<b>129</b>	<b>5,131</b>	<b>16,692</b>	<b>5,733</b>	<b>10,959</b>	<b>16,442</b>	<b>6,014</b>	<b>10,429</b>
<b>Department of State:</b>									
Administration of Foreign Affairs:									
Diplomatic and Consular Programs	588	.....	588	2,209	.....	2,209	2,681	.....	2,681
Educational and Cultural Exchange Programs	42	.....	42	220	.....	220	182	.....	182
Embassy Security, Construction, and Maintenance	132	.....	132	588	.....	588	711	.....	711
Payment to Foreign Service Retirement and Disability Fund	.....	.....	.....	228	.....	228	47	.....	47
Foreign Service Retirement and Disability Fund	79	.....	79	320	.....	320	315	.....	315
Other	290	.....	290	820	.....	820	496	.....	496
<b>Total--Administration of Foreign Affairs</b>	<b>1,131</b>	<b>.....</b>	<b>1,131</b>	<b>4,384</b>	<b>.....</b>	<b>4,384</b>	<b>4,431</b>	<b>.....</b>	<b>4,431</b>
International Organizations and Conferences	148	.....	148	1,156	.....	1,156	852	.....	852
Global Health and Child Survival	879	.....	879	2,636	.....	2,636	2,341	.....	2,341
Migration and Refugee Assistance	212	.....	212	676	.....	676	580	.....	580
International Narcotics Control and Law Enforcement	81	.....	81	352	.....	352	343	.....	343
Andean Counterdrug Programs	(**)	.....	(**)	1	.....	1	(**)	.....	(**)
Other	31	.....	31	131	.....	131	147	.....	147
Proprietary Receipts from the Public	.....	-15	15	.....	6	-6	.....	4	-4
Intrabudgetary Transactions	-101	.....	-101	-330	.....	-330	-58	.....	-58
<b>Total--Department of State</b>	<b>2,381</b>	<b>-15</b>	<b>2,397</b>	<b>9,006</b>	<b>6</b>	<b>8,999</b>	<b>8,637</b>	<b>4</b>	<b>8,632</b>

**Table 5. Outlays of the U.S. Government, January 2017 and Other Periods - Continued**

Classification	This Month			Current Fiscal Year to Date			Prior Fiscal Year to Date		
	Gross Outlays	Applicable Receipts	Outlays	Gross Outlays	Applicable Receipts	Outlays	Gross Outlays	Applicable Receipts	Outlays
<b>Department of Transportation:</b>									
Office of the Secretary	24	.....	24	141	.....	141	242	.....	242
Federal Aviation Administration:									
Operations	238	.....	238	757	.....	757	360	.....	360
Airport and Airway Trust Fund:									
Grants-In-Aid for Airports	252	.....	252	1,175	.....	1,175	1,186	.....	1,186
Facilities and Equipment	188	.....	188	786	.....	786	774	.....	774
Research, Engineering, and Development	14	.....	14	54	.....	54	48	.....	48
Trust Fund Share of FAA Operations	800	.....	800	2,540	.....	2,540	2,500	.....	2,500
Total--Airport and Airway Trust Fund	1,254	.....	1,254	4,554	.....	4,554	4,509	.....	4,509
Other	-16	1	-16	-30	27	-57	-7	7	-14
Total--Federal Aviation Administration	1,476	1	1,476	5,281	27	5,254	4,861	7	4,854
Federal Highway Administration:									
Highway Trust Fund:									
Federal-Aid Highways	2,365	.....	2,365	13,459	.....	13,459	12,416	.....	12,416
Other	1	.....	1	4	.....	4	2	.....	2
Other Programs	20	.....	20	107	.....	107	70,110	.....	70,110
Total--Federal Highway Administration	2,386	.....	2,386	13,569	.....	13,569	82,527	.....	82,527
Federal Motor Carrier Safety Administration	53	.....	53	178	.....	178	171	.....	171
National Highway Traffic Safety Administration	69	.....	69	346	.....	346	343	.....	343
Federal Railroad Administration:									
Operating Subsidy Grants to the National Railroad Passenger Corporation									
Passenger Corporation	.....	.....	.....	.....	.....	.....	49	.....	49
Capital and Debt Service Grants to the National Railroad Passenger Corporation									
Passenger Corporation	(**)	.....	(**)	125	.....	125	455	.....	455
Capital Assistance for High Speed Rail Corridors and Intercity Passenger Rail Service									
Intercity Passenger Rail Service	187	.....	187	821	.....	821	544	.....	544
Other	36	.....	36	399	.....	399	151	.....	151
Total--Federal Railroad Administration	222	.....	222	1,344	.....	1,344	1,200	.....	1,200
Federal Transit Administration:									
Formula Grants	2	.....	2	9	.....	9	9	.....	9
Capital Investment Grants	41	.....	41	475	.....	475	533	.....	533
Transit Formula Grants	494	.....	494	2,510	.....	2,510	2,916	.....	2,916
Transit Capital Assistance, Recovery Act	.....	.....	.....	.....	.....	.....	(**)	.....	(**)
Other	87	.....	87	291	.....	291	309	.....	309
Total--Federal Transit Administration	624	.....	624	3,285	.....	3,285	3,767	.....	3,767
Maritime Administration	-48	.....	-48	41	(**)	41	139	(**)	139
Other	42	3	39	172	9	163	136	10	126
Proprietary Receipts from the Public	.....	6	-6	.....	41	-41	.....	63	-63
Intrabudgetary Transactions:									
Payment from the General Fund, Highway Trust Fund									
Other	(**)	.....	(**)	-93	.....	-93	-100	.....	-100
Offsetting Governmental Receipts	.....	(**)	(**)	.....	(**)	(**)	.....	1	-1
<b>Total--Department of Transportation</b>	<b>4,848</b>	<b>10</b>	<b>4,839</b>	<b>24,266</b>	<b>77</b>	<b>24,189</b>	<b>23,286</b>	<b>81</b>	<b>23,205</b>
<b>Department of the Treasury:</b>									
Departmental Offices:									
Exchange Stabilization Fund	.....	11	-11	45	47	-2	4	22	-18
Grants for Specified Energy Property in Lieu of Tax Credit	(**)	.....	(**)	489	.....	489	43	.....	43
Housing and Economic Recovery Programs	.....	.....	.....	.....	.....	.....	1	.....	1
Troubled Asset Relief Program	311	.....	311	1,272	.....	1,272	1,361	.....	1,361
Other	274	.....	274	725	.....	725	463	.....	463
Bureau of the Fiscal Service:									
Payment to the Resolution Funding Corporation	652	.....	652	1,314	.....	1,314	1,314	.....	1,314
Financial Agent Services	59	.....	59	241	.....	241	207	.....	207
Interest Paid to Credit Financing Accounts	.....	.....	.....	13	.....	13	.....	.....	.....
Claims, Judgements, and Relief Acts	542	.....	542	1,782	.....	1,782	1,963	.....	1,963
Other	53	(**)	53	352	(**)	352	2,979	2	2,977
Total--Bureau of the Fiscal Service	1,306	(**)	1,306	3,703	(**)	3,703	6,463	2	6,462
Federal Financing Bank	-367	.....	-367	-357	.....	-357	-336	.....	-336
Alcohol and Tobacco Tax and Trade Bureau:									
Salaries and Expenses	11	.....	11	36	.....	36	32	.....	32

**Table 5. Outlays of the U.S. Government, January 2017 and Other Periods - Continued**

Classification	This Month			Current Fiscal Year to Date			Prior Fiscal Year to Date		
	Gross Outlays	Applicable Receipts	Outlays	Gross Outlays	Applicable Receipts	Outlays	Gross Outlays	Applicable Receipts	Outlays
<b>Department of the Treasury: - Continued</b>									
Internal Revenue Collections for Puerto Rico	33	.....	33	125	.....	125	91	.....	91
Bureau of Engraving and Printing	-13	.....	-13	-71	.....	-71	-20	.....	-20
United States Mint	284	337	-52	1,316	1,472	-156	1,014	1,153	-138
Internal Revenue Service:									
Taxpayer Services	269	.....	269	778	.....	778	654	.....	654
Enforcement	515	.....	515	1,588	.....	1,588	1,446	.....	1,446
Operations Support	428	.....	428	1,470	.....	1,470	1,340	.....	1,340
Build America Bond Payments, Recovery Act	306	.....	306	1,295	.....	1,295	1,432	.....	1,432
Refundable Premium Tax Credits and Cost Sharing Reductions	2,885	.....	2,885	11,921	.....	11,921	9,357	.....	9,357
Payment Where Earned Income Credit Exceeds Liability for Tax	46	.....	46	196	.....	196	55	.....	55
Payment Where Child Tax Credit Exceeds Liability for Tax	7	.....	7	88	.....	88	790	.....	790
Payment Where American Opportunity Tax Credit Exceeds Liability for Tax	26	.....	26	31	.....	31	78	.....	78
Refunding Internal Revenue Collections, Interest	84	.....	84	391	.....	391	689	.....	689
Other	122	(**)	122	473	1	472	464	.....	464
<b>Total--Internal Revenue Service</b>	<b>4,688</b>	<b>(**)</b>	<b>4,688</b>	<b>18,232</b>	<b>1</b>	<b>18,231</b>	<b>16,305</b>	.....	<b>16,305</b>
Comptroller of the Currency	121	2	120	392	13	380	330	12	318
Interest on the Public Debt:									
Interest on Treasury Debt Securities (Gross):									
Public Issues (Accrual Basis)	20,674	.....	20,674	91,683	.....	91,683	78,761	.....	78,761
Special Issues (Cash Basis)	2,664	.....	2,664	70,782	.....	70,782	66,410	.....	66,410
<b>Total--Interest on Treasury Debt Securities (Gross)</b>	<b>23,339</b>	.....	<b>23,339</b>	<b>162,465</b>	.....	<b>162,465</b>	<b>145,170</b>	.....	<b>145,170</b>
<b>Total--Interest on the Public Debt</b>	<b>23,339</b>	.....	<b>23,339</b>	<b>162,465</b>	.....	<b>162,465</b>	<b>145,170</b>	.....	<b>145,170</b>
Other	12	.....	12	36	.....	36	36	.....	36
Proprietary Receipts from the Public	.....	73	-73	.....	6,338	-6,338	.....	3,056	-3,056
Intrabudgetary Transactions	-274	.....	-274	-289	.....	-289	-1,077	.....	-1,077
<b>Total--Department of the Treasury</b>	<b>29,725</b>	<b>423</b>	<b>29,302</b>	<b>188,118</b>	<b>7,871</b>	<b>180,247</b>	<b>169,879</b>	<b>4,244</b>	<b>165,635</b>
<b>Department of Veterans Affairs:</b>									
Joint DOD-VA Medical Facility Demonstration Fund	32	.....	32	131	.....	131	123	.....	123
Veterans Health Administration:									
Veterans Choice Fund, Veterans Health Administration	240	.....	240	1,305	.....	1,305	990	.....	990
Medical Services	4,242	.....	4,242	17,675	.....	17,675	16,312	.....	16,312
Medical Support and Compliance	465	.....	465	2,006	.....	2,006	1,977	.....	1,977
Medical Facilities	448	.....	448	1,764	.....	1,764	1,702	.....	1,702
Other	88	42	46	418	159	259	402	147	255
Benefits Programs:									
Public Enterprise Funds:									
Housing Accounts	(**)	1	-1	1	4	-4	1	4	-3
Other	53	48	5	290	282	8	319	303	16
Compensation and Pensions	491	.....	491	20,865	.....	20,865	25,822	.....	25,822
Readjustment Benefits	766	.....	766	4,252	.....	4,252	5,083	.....	5,083
Veterans Housing Benefit Program Fund	62	.....	62	320	.....	320	104	.....	104
Insurance Funds:									
National Service Life	66	.....	66	268	.....	268	288	.....	288
Veterans Special Life	14	1	13	54	44	10	56	48	8
Other	8	.....	8	29	.....	29	14	.....	14
<b>Total--Benefits Programs</b>	<b>1,461</b>	<b>50</b>	<b>1,410</b>	<b>26,079</b>	<b>331</b>	<b>25,749</b>	<b>31,688</b>	<b>355</b>	<b>31,333</b>
Departmental Administration:									
Construction	71	.....	71	420	.....	420	1,091	.....	1,091
Information Technology Systems	367	.....	367	1,497	.....	1,497	1,342	.....	1,342
General Operating Expenses	276	(**)	276	1,124	(**)	1,124	975	(**)	975
Other	67	.....	67	394	.....	394	551	.....	551
Proprietary Receipts from the Public:									
National Service Life	.....	11	-11	.....	26	-26	.....	24	-24
Other	.....	311	-311	.....	1,245	-1,245	.....	1,277	-1,277
Intrabudgetary Transactions	9	.....	9	-1	.....	-1	6	.....	6
<b>Total--Department of Veterans Affairs</b>	<b>7,764</b>	<b>415</b>	<b>7,350</b>	<b>52,811</b>	<b>1,760</b>	<b>51,051</b>	<b>57,159</b>	<b>1,803</b>	<b>55,357</b>
<b>Corps of Engineers:</b>									
Construction	190	.....	190	755	.....	755	148	.....	148
Operation and Maintenance	241	.....	241	1,000	.....	1,000	975	.....	975

**Table 5. Outlays of the U.S. Government, January 2017 and Other Periods - Continued**

Classification	This Month			Current Fiscal Year to Date			Prior Fiscal Year to Date		
	Gross Outlays	Applicable Receipts	Outlays	Gross Outlays	Applicable Receipts	Outlays	Gross Outlays	Applicable Receipts	Outlays
<b>Corps of Engineers: - Continued</b>									
Flood Control and Coastal Emergencies	43	.....	43	172	.....	172	183	.....	183
Rivers and Harbors Contributed Funds	32	.....	32	152	.....	152	154	.....	154
Other	88	.....	88	389	.....	389	537	.....	537
Proprietary Receipts from the Public	.....	42	-42	.....	189	-189	.....	134	-134
Intrabudgetary Transactions	-1	.....	-1	(**)	.....	(**)	1	.....	1
<b>Total--Corps of Engineers</b>	<b>593</b>	<b>42</b>	<b>551</b>	<b>2,468</b>	<b>189</b>	<b>2,279</b>	<b>1,997</b>	<b>134</b>	<b>1,863</b>
<b>Other Defense Civil Programs:</b>									
Military Retirement:									
Payment to Military Retirement Fund	.....	.....	.....	81,192	.....	81,192	79,289	.....	79,289
Military Retirement Fund	409	.....	409	14,815	.....	14,815	19,023	.....	19,023
Retiree Health Care:									
Payment to Department of Defense Medicare-Eligible Retiree Health Care Fund	.....	.....	.....	5,670	.....	5,670	3,324	.....	3,324
Department of Defense Medicare-Eligible Retiree Health Care Fund	1,149	.....	1,149	3,589	.....	3,589	3,569	.....	3,569
Educational Benefits	15	.....	15	103	.....	103	119	.....	119
Other	22	.....	22	107	.....	107	71	.....	71
Proprietary Receipts from the Public	.....	2	-2	.....	7	-7	.....	6	-6
Intrabudgetary Transactions	-333	.....	-333	-89,545	.....	-89,545	-83,500	.....	-83,500
<b>Total--Other Defense Civil Programs</b>	<b>1,262</b>	<b>2</b>	<b>1,260</b>	<b>15,931</b>	<b>7</b>	<b>15,923</b>	<b>21,895</b>	<b>6</b>	<b>21,889</b>
<b>Environmental Protection Agency:</b>									
Science and Technology	90	.....	90	266	.....	266	247	.....	247
Environmental Programs and Management	277	.....	277	872	.....	872	845	.....	845
State and Tribal Assistance Grants	418	.....	418	1,682	.....	1,682	1,643	.....	1,643
Payment to the Hazardous Substance Superfund	.....	.....	.....	154	.....	154	812	.....	812
Hazardous Substance Superfund	118	.....	118	361	.....	361	436	.....	436
Other	-13	16	-29	104	24	80	133	19	113
Proprietary Receipts from the Public	.....	7	-7	.....	35	-35	.....	15	-15
Intrabudgetary Transactions	-21	.....	-21	-122	.....	-122	-786	.....	-786
Offsetting Governmental Receipts	.....	3	-3	.....	7	-7	.....	7	-7
<b>Total--Environmental Protection Agency</b>	<b>869</b>	<b>26</b>	<b>844</b>	<b>3,316</b>	<b>66</b>	<b>3,250</b>	<b>3,330</b>	<b>42</b>	<b>3,288</b>
<b>Executive Office of the President:</b>									
The White House	5	.....	5	20	.....	20	19	.....	19
Office of Management and Budget	6	.....	6	33	.....	33	31	.....	31
Unanticipated Needs	4	.....	4	10	.....	10	7	.....	7
Other	19	.....	19	73	.....	73	74	.....	74
Proprietary Receipts from the Public	.....	(**)	(**)	.....	(**)	(**)	.....	(**)	(**)
Intrabudgetary Transactions	(**)	.....	(**)	(**)	.....	(**)	(**)	.....	(**)
<b>Total--Executive Office of the President</b>	<b>34</b>	<b>(**)</b>	<b>34</b>	<b>137</b>	<b>(**)</b>	<b>137</b>	<b>131</b>	<b>(**)</b>	<b>131</b>
<b>General Services Administration:</b>									
Real Property Activities	-58	.....	-58	-253	.....	-253	-268	.....	-268
Supply and Technology Activities	-163	.....	-163	-164	.....	-164	-43	.....	-43
General Activities	46	.....	46	131	.....	131	78	.....	78
Proprietary Receipts from the Public	.....	4	-4	.....	34	-34	.....	56	-56
Intrabudgetary Transactions	-7	.....	-7	-7	.....	-7	-6	.....	-6
<b>Total--General Services Administration</b>	<b>-182</b>	<b>4</b>	<b>-187</b>	<b>-294</b>	<b>34</b>	<b>-327</b>	<b>-240</b>	<b>56</b>	<b>-296</b>
<b>International Assistance Programs:</b>									
Millennium Challenge Corporation	51	.....	51	224	.....	224	247	.....	247
International Security Assistance:									
Foreign Military Financing Program	1,178	.....	1,178	3,320	.....	3,320	3,574	.....	3,574
Economic Support Fund	842	.....	842	2,310	.....	2,310	1,842	.....	1,842
Other	215	.....	215	445	(**)	445	290	7	283
<b>Total--International Security Assistance</b>	<b>2,235</b>	<b>.....</b>	<b>2,235</b>	<b>6,075</b>	<b>(**)</b>	<b>6,075</b>	<b>5,706</b>	<b>7</b>	<b>5,699</b>
Multilateral Assistance:									
Other	-1	.....	-1	<sup>1</sup> 361	.....	361	335	.....	335
<b>Total--Multilateral Assistance</b>	<b>-1</b>	<b>.....</b>	<b>-1</b>	<b>361</b>	<b>.....</b>	<b>361</b>	<b>335</b>	<b>.....</b>	<b>335</b>
Agency for International Development:									
Development Assistance Program	246	.....	246	908	.....	908	783	.....	783
Assistance for Europe, Eurasia and Central Asia	13	.....	13	28	.....	28	16	.....	16
International Disaster Assistance	271	.....	271	818	.....	818	743	.....	743
Operating Expenses	109	.....	109	452	.....	452	344	.....	344
Other	-47	(**)	-47	33	(**)	33	-512	.....	-512
Proprietary Receipts from the Public	.....	1	-1	.....	1	-1	.....	1	-1
Intrabudgetary Transactions	-2	.....	-2	-42	.....	-42	(**)	.....	(**)
<b>Total--Agency for International Development</b>	<b>591</b>	<b>1</b>	<b>591</b>	<b>2,198</b>	<b>1</b>	<b>2,197</b>	<b>1,374</b>	<b>1</b>	<b>1,373</b>



**Table 5. Outlays of the U.S. Government, January 2017 and Other Periods - Continued**

Classification	This Month			Current Fiscal Year to Date			Prior Fiscal Year to Date		
	Gross Outlays	Applicable Receipts	Outlays	Gross Outlays	Applicable Receipts	Outlays	Gross Outlays	Applicable Receipts	Outlays
<b>International Assistance Programs: - Continued</b>									
Overseas Private Investment Corporation:									
Overseas Private Investment Corporation Accounts	9	10	-1	36	54	-18	33	40	-7
Proprietary Receipts from the Public	.....	9	-9	.....	80	-80	.....	56	-56
<b>Total--Overseas Private Investment Corporation</b>	<b>9</b>	<b>19</b>	<b>-10</b>	<b>36</b>	<b>134</b>	<b>-98</b>	<b>33</b>	<b>96</b>	<b>-63</b>
Peace Corps	36	(**)	36	131	2	129	116	2	114
International Monetary Programs	.....	.....	.....	.....	.....	.....	150	.....	150
Military Sales Program:									
Foreign Military Sales Trust Fund	1,949	.....	1,949	9,769	.....	9,769	9,933	.....	9,933
Other	6	7	-1	34	21	12	11	156	-146
Proprietary Receipts from the Public	.....	2,823	-2,823	.....	11,249	-11,249	.....	11,259	-11,259
Other	1	(**)	1	31	1	30	34	(**)	34
<b>Total--International Assistance Programs</b>	<b>4,877</b>	<b>2,850</b>	<b>2,027</b>	<b>18,859</b>	<b>11,409</b>	<b>7,450</b>	<b>17,938</b>	<b>11,521</b>	<b>6,417</b>
<b>National Aeronautics and Space Administration:</b>									
Science	394	.....	394	1,770	.....	1,770	1,693	.....	1,693
Aeronautics	54	.....	54	213	.....	213	198	.....	198
Exploration	250	.....	250	1,271	.....	1,271	1,869	.....	1,869
Cross Agency Support	207	.....	207	971	.....	971	873	.....	873
Space Operations	187	.....	187	1,747	.....	1,747	1,291	.....	1,291
Other	123	.....	123	435	.....	435	425	.....	425
Proprietary Receipts from the Public	.....	1	-1	.....	1	-1	.....	1	-1
Intrabudgetary Transactions	(**)	.....	(**)	-1	.....	-1	(**)	.....	(**)
<b>Total--National Aeronautics and Space Administration</b>	<b>1,215</b>	<b>1</b>	<b>1,215</b>	<b>6,406</b>	<b>1</b>	<b>6,405</b>	<b>6,349</b>	<b>1</b>	<b>6,349</b>
<b>National Science Foundation:</b>									
Research and Related Activities	426	.....	426	1,790	.....	1,790	1,605	.....	1,605
Education and Human Resources	61	.....	61	272	.....	272	277	.....	277
Other	50	.....	50	188	.....	188	180	.....	180
Proprietary Receipts from the Public	.....	7	-7	.....	20	-20	.....	6	-6
<b>Total--National Science Foundation</b>	<b>537</b>	<b>7</b>	<b>529</b>	<b>2,250</b>	<b>20</b>	<b>2,231</b>	<b>2,061</b>	<b>6</b>	<b>2,055</b>
<b>Office of Personnel Management:</b>									
Government Payment for Annuitants, Employees Health and Life Insurance Benefits									
	1,057	.....	1,057	4,151	.....	4,151	3,909	.....	3,909
Postal Service Retiree Health Benefits Fund	288	.....	288	1,131	.....	1,131	.....	.....	.....
Civil Service Retirement and Disability Fund	7,120	.....	7,120	27,909	.....	27,909	27,704	.....	27,704
Employees Life Insurance Fund	211	289	-78	941	1,126	-184	900	1,403	-503
Employees and Retired Employees Health Benefits Fund	4,199	4,583	-385	16,980	17,662	-682	16,431	16,383	49
Other	6	.....	6	94	.....	94	-7	.....	-7
Proprietary Receipts from the Public	.....	(**)	(**)	.....	1	-1	.....	2	-2
Intrabudgetary Transactions:									
Postal Service Contributions	.....	.....	.....	-732	.....	-732	-751	.....	-751
Civil Service Retirement and Disability Fund:									
Other	-4	.....	-4	-14	.....	-14	-14	.....	-14
<b>Total--Office of Personnel Management</b>	<b>12,876</b>	<b>4,873</b>	<b>8,004</b>	<b>50,459</b>	<b>18,789</b>	<b>31,670</b>	<b>48,173</b>	<b>17,788</b>	<b>30,384</b>
<b>Small Business Administration:</b>									
Salaries and Expenses	55	.....	55	215	(**)	215	-146	.....	-146
Business Loans Program	1	(**)	1	7	1	5	166	1	165
Disaster Loans Program	13	(**)	13	64	(**)	64	200	(**)	200
Other	17	1	15	71	7	64	63	6	58
Proprietary Receipts from the Public	.....	-1	1	.....	-1	1	.....	-1	1
Intrabudgetary Transactions	(**)	.....	(**)	(**)	.....	(**)	1	.....	1
<b>Total--Small Business Administration</b>	<b>85</b>	<b>1</b>	<b>84</b>	<b>357</b>	<b>8</b>	<b>349</b>	<b>284</b>	<b>6</b>	<b>278</b>
<b>Social Security Administration:</b>									
Payments to Social Security Trust Funds	9,579	.....	9,579	18,460	.....	18,460	14,301	.....	14,301
Supplemental Security Income Program	467	.....	467	14,934	.....	14,934	19,456	.....	19,456
Federal Old-Age and Survivors Insurance Trust Fund (Off-Budget):									
Benefit Payments	65,336	.....	65,336	260,093	.....	260,093	251,174	.....	251,174
Administrative Expenses	682	.....	682	1,454	.....	1,454	1,176	.....	1,176
<b>Total--Federal Old-Age and Survivors Insurance Trust Fund (Off-Budget)</b>	<b>66,018</b>	<b>.....</b>	<b>66,018</b>	<b>261,547</b>	<b>.....</b>	<b>261,547</b>	<b>252,351</b>	<b>.....</b>	<b>252,351</b>
Federal Disability Insurance Trust Fund (Off-Budget):									
Benefit Payments	12,019	.....	12,019	47,397	.....	47,397	47,638	.....	47,638
Administrative Expenses	246	.....	246	792	.....	792	872	.....	872
<b>Total--Federal Disability Insurance Trust Fund (Off-Budget)</b>	<b>12,266</b>	<b>.....</b>	<b>12,266</b>	<b>48,189</b>	<b>.....</b>	<b>48,189</b>	<b>48,510</b>	<b>.....</b>	<b>48,510</b>

**Table 5. Outlays of the U.S. Government, January 2017 and Other Periods - Continued**

Classification	This Month			Current Fiscal Year to Date			Prior Fiscal Year to Date		
	Gross Outlays	Applicable Receipts	Outlays	Gross Outlays	Applicable Receipts	Outlays	Gross Outlays	Applicable Receipts	Outlays
<b>Social Security Administration: - Continued</b>									
Other	15	.....	15	47	.....	47	64	.....	64
Proprietary Receipts from the Public:									
On-Budget	.....	194	-194	.....	729	-729	.....	715	-715
Off-Budget	.....	2	-2	.....	11	-11	.....	11	-11
Intrabudgetary Transactions:									
Off-Budget <sup>2</sup>	-9,579	.....	-9,579	-18,459	.....	-18,459	-14,300	.....	-14,300
<b>Total--Social Security Administration</b>	<b>78,765</b>	<b>197</b>	<b>78,569</b>	<b>324,717</b>	<b>740</b>	<b>323,977</b>	<b>320,381</b>	<b>726</b>	<b>319,655</b>
<b>Independent Agencies:</b>									
Broadcasting Board of Governors	65	(**)	65	256	(**)	256	246	-1	247
Bureau of Consumer Financial Protection	88	(**)	88	241	(**)	241	201	(**)	201
Corporation for National and Community Service	81	(**)	81	319	(**)	319	314	(**)	314
Corporation for Public Broadcasting	.....	.....	.....	445	.....	445	444	.....	444
District of Columbia:									
Courts	31	.....	31	110	(**)	110	93	(**)	93
General and Special Payments	58	12	47	214	23	191	310	28	282
Equal Employment Opportunity Commission	38	(**)	38	131	(**)	131	129	(**)	129
Export-Import Bank of the United States	11	-1	12	-7	3	-11	-213	167	-380
Federal Communications Commission:									
Universal Service Fund	811	.....	811	3,234	.....	3,234	3,275	.....	3,275
Spectrum Auction Program Account	.....	.....	.....	.....	.....	.....	(**)	.....	(**)
Other	-37	2	-38	39	10	29	35	9	26
Federal Deposit Insurance Corporation:									
Deposit Insurance Fund	46	.....	46	<sup>3</sup> -2,714	.....	-2,714	-2,732	.....	-2,732
FSLIC Resolution Fund	(**)	4	-4	(**)	8	-8	515	(**)	515
<b>Total--Federal Deposit Insurance Corporation</b>	<b>46</b>	<b>4</b>	<b>42</b>	<b>-2,714</b>	<b>8</b>	<b>-2,722</b>	<b>-2,217</b>	<b>(**)</b>	<b>-2,217</b>
Federal Drug Control Programs	20	.....	20	173	.....	173	75	.....	75
Federal Housing Finance Agency	26	.....	26	89	.....	89	81	.....	81
Institute of Museum and Library Services	20	.....	20	80	.....	80	73	.....	73
Intelligence Community Management Account	37	.....	37	145	.....	145	154	.....	154
Legal Services Corporation	30	.....	30	107	.....	107	91	.....	91
National Archives and Records Administration	38	1	37	145	6	139	150	8	142
National Credit Union Administration	23	25	-2	378	1,939	-1,561	163	976	-813
National Endowment for the Arts	13	(**)	13	46	(**)	45	47	(**)	47
National Endowment for the Humanities	14	.....	14	47	1	46	43	(**)	43
National Labor Relations Board	28	(**)	28	93	(**)	93	90	(**)	90
Nuclear Regulatory Commission	104	76	27	321	286	35	332	309	23
Postal Service:									
Off-Budget:									
Public Enterprise Funds	14,046	13,956	90	32,808	34,865	-2,058	35,085	34,511	574
Other	.....	.....	.....	9	.....	9	264	.....	264
Other	.....	.....	.....	143	.....	143	96	.....	96
Railroad Retirement Board:									
Federal Windfall Subsidy	2	.....	2	8	.....	8	10	.....	10
Federal Payments to the Railroad Retirement Accounts	179	.....	179	355	.....	355	412	.....	412
Railroad Unemployment Insurance Trust Fund:									
Benefit Payments	12	.....	12	45	.....	45	45	.....	45
Transfer To Administrative Funds	1	.....	1	5	.....	5	5	.....	5
Rail Industry Pension Fund:									
Benefit Payments	443	.....	443	1,766	.....	1,766	1,730	.....	1,730
OASDI Certifications	(**)	.....	(**)	-2	.....	-2	-6	.....	-6
Transfer to Administrative Funds	6	.....	6	25	.....	25	23	.....	23
Other	(**)	.....	(**)	(**)	.....	(**)	(**)	.....	(**)
National Railroad Retirement Investment Trust:									
Administrative Expenses	14	.....	14	25	.....	25	32	.....	32
Transfers to the Railroad Retirement Trust Funds from the National Railroad Retirement Investment Trust	248	.....	248	574	.....	574	376	.....	376
Railroad Social Security Equivalent Benefit Account:									
Benefit Payments	595	.....	595	2,371	.....	2,371	2,358	.....	2,358
Transfer To Administrative Funds	3	.....	3	10	.....	10	10	.....	10
Other	(**)	.....	(**)	-2	.....	-2	-12	.....	-12
Proprietary Receipts from the Public	.....	360	-360	.....	434	-434	.....	7	-7
Intrabudgetary Transactions:									
Other	-355	.....	-355	-856	.....	-856	-788	.....	-788
<b>Total--Railroad Retirement Board</b>	<b>1,148</b>	<b>360</b>	<b>788</b>	<b>4,324</b>	<b>434</b>	<b>3,891</b>	<b>4,195</b>	<b>7</b>	<b>4,187</b>

**Table 5. Outlays of the U.S. Government, January 2017 and Other Periods - Continued**

Classification	This Month			Current Fiscal Year to Date			Prior Fiscal Year to Date		
	Gross Outlays	Applicable Receipts	Outlays	Gross Outlays	Applicable Receipts	Outlays	Gross Outlays	Applicable Receipts	Outlays
<b>Independent Agencies: - Continued</b>									
Securities and Exchange Commission	173	(**)	172	574	(**)	574	566	(**)	565
Smithsonian Institution	95	(**)	95	332	(**)	332	287	(**)	287
Tennessee Valley Authority	3,441	3,454	-13	15,635	15,582	53	14,656	14,214	442
Other	1,490	405	1,085	2,135	450	1,685	1,229	355	874
<b>Total--Independent Agencies</b>	<b>21,937</b>	<b>18,295</b>	<b>3,642</b>	<b>59,848</b>	<b>53,608</b>	<b>6,240</b>	<b>60,294</b>	<b>50,584</b>	<b>9,710</b>
<b>Undistributed Offsetting Receipts:</b>									
Other Interest	.....	.....	.....	.....	(**)	(**)	.....	(**)	(**)
Employer Share, Employee Retirement:									
Department of Health and Human Services:									
Federal Hospital Insurance Trust Fund:									
Federal Employer Contributions	-306	.....	-306	-1,230	.....	-1,230	-1,169	.....	-1,169
Postal Service Employer Contributions	-56	.....	-56	-225	.....	-225	-213	.....	-213
Department of State:									
Foreign Service Retirement and Disability Fund	-29	.....	-29	-109	.....	-109	-115	.....	-115
Other Defense Civil Programs:									
Military Retirement Fund	-1,508	.....	-1,508	-12,750	.....	-12,750	-13,129	.....	-13,129
Department of Defense Medicare-Eligible Retiree Health Care Fund									
Care Fund	.....	.....	.....	-7,165	.....	-7,165	-6,825	.....	-6,825
Office of Personnel Management:									
Civil Service Retirement and Disability Fund	-2,806	.....	-2,806	-10,340	.....	-10,340	-9,533	.....	-9,533
Social Security Administration:									
Federal Old-Age and Survivors Insurance Trust Fund:									
Federal Employer Contributions	-1,218	.....	-1,218	-4,290	.....	-4,290	-4,296	.....	-4,296
Federal Disability Insurance Trust Fund:									
Federal Employer Contributions	-288	.....	-288	-1,014	.....	-1,014	-803	.....	-803
Other	(**)	.....	(**)	-1	.....	-1	(**)	.....	(**)
<b>Total--Employer Share, Employee Retirement</b>	<b>-6,211</b>	<b>.....</b>	<b>-6,211</b>	<b>-37,124</b>	<b>.....</b>	<b>-37,124</b>	<b>-36,084</b>	<b>.....</b>	<b>-36,084</b>
Interest Received by Trust Funds:									
Judicial Branch:									
Judicial Survivors Annuity Fund	1	.....	1	3	.....	3	5	.....	5
Department of Health and Human Services:									
Federal Hospital Insurance Trust Fund	-14	.....	-14	-3,636	.....	-3,636	-3,951	.....	-3,951
Federal Supplementary Medical Insurance Trust Fund	-19	.....	-19	-1,024	.....	-1,024	-934	.....	-934
Department of Homeland Security:									
Oil Spill Liability Trust Fund	-4	.....	-4	-10	.....	-10	-15	.....	-15
Other	-1	.....	-1	-4	.....	-4	-3	.....	-3
Department of Labor:									
Unemployment Trust Fund	-1	.....	-1	-584	.....	-584	-490	.....	-490
Department of State:									
Foreign Service Retirement and Disability Fund	(**)	.....	(**)	-282	.....	-282	-297	.....	-297
Department of Transportation:									
Airport and Airway Trust Fund	-2	.....	-2	-133	.....	-133	-123	.....	-123
Department of Veterans Affairs:									
National Service Life Insurance Fund	(**)	.....	(**)	-79	.....	-79	-97	.....	-97
United States Government Life Insurance Fund	(**)	.....	(**)	(**)	.....	(**)	(**)	.....	(**)
Corps of Engineers	-1	.....	-1	-26	.....	-26	-23	.....	-23
Other Defense Civil Programs:									
Military Retirement Fund	-1,355	.....	-1,355	-2,778	.....	-2,778	2,228	.....	2,228
Educational Benefits Fund	-4	.....	-4	-11	.....	-11	-11	.....	-11
Armed Forces Retirement Home	(**)	.....	(**)	(**)	.....	(**)	-1	.....	-1
Environmental Protection Agency	-1	.....	-1	-2	.....	-2	-1	.....	-1
Office of Personnel Management:									
Civil Service Retirement and Disability Fund	-1	.....	-1	-13,241	.....	-13,241	-14,218	.....	-14,218
Social Security Administration:									
Federal Old-Age and Survivors Insurance Trust Fund	-57	.....	-57	-42,395	.....	-42,395	-44,496	.....	-44,496
Federal Disability Insurance Trust Fund	-7	.....	-7	-723	.....	-723	-836	.....	-836
Independent Agencies:									
Railroad Retirement Board	1	.....	1	-9	.....	-9	-14	.....	-14
Other	-1	.....	-1	-4	.....	-4	-3	.....	-3
Other	-33	.....	-33	-118	.....	-118	-38	.....	-38
<b>Total--Interest Received by Trust Funds</b>	<b>-1,499</b>	<b>.....</b>	<b>-1,499</b>	<b>-65,058</b>	<b>.....</b>	<b>-65,058</b>	<b>-63,319</b>	<b>.....</b>	<b>-63,319</b>
Rents and Royalties on the Outer Continental Shelf Lands	.....	426	-426	.....	878	-878	.....	645	-645
<b>Total--Undistributed Offsetting Receipts</b>	<b>-7,710</b>	<b>426</b>	<b>-8,136</b>	<b>-102,182</b>	<b>878</b>	<b>-103,060</b>	<b>-99,403</b>	<b>645</b>	<b>-100,048</b>
<b>Total Outlays</b>	<b>334,562</b>	<b>41,750</b>	<b>292,812</b>	<b>1,394,266</b>	<b>152,486</b>	<b>1,241,780</b>	<b>1,379,285</b>	<b>139,674</b>	<b>1,239,612</b>
<b>Total On-Budget</b>	<b>253,382</b>	<b>27,792</b>	<b>225,590</b>	<b>1,118,595</b>	<b>117,610</b>	<b>1,000,985</b>	<b>1,107,807</b>	<b>105,152</b>	<b>1,002,655</b>
<b>Total Off-Budget</b>	<b>81,180</b>	<b>13,958</b>	<b>67,222</b>	<b>275,671</b>	<b>34,876</b>	<b>240,794</b>	<b>271,479</b>	<b>34,522</b>	<b>236,957</b>

**Table 5. Outlays of the U.S. Government, January 2017 and Other Periods - Continued**

Classification	This Month			Current Fiscal Year to Date			Prior Fiscal Year to Date		
	Gross Outlays	Applicable Receipts	Outlays	Gross Outlays	Applicable Receipts	Outlays	Gross Outlays	Applicable Receipts	Outlays
<b>Total Surplus (+) or Deficit (-)</b>			<b>+51,257</b>			<b>-156,939</b>			<b>-160,388</b>
<b>Total On-Budget</b>			<b>+38,023</b>			<b>-177,610</b>			<b>-171,781</b>
<b>Total Off-Budget</b>			<b>+13,234</b>			<b>+20,671</b>			<b>+11,393</b>

**MEMORANDUM**

Receipts Offset Against Outlays (In Millions)

	Current Fiscal Year to Date	Comparable Period Prior Fiscal Year
Proprietary Receipts	64,447	56,051
Intrabudgetary Transactions	337,143	374,753
Governmental Receipts	3,862	3,574
<b>Total Receipts Offset Against Outlays</b>	<b>405,452</b>	<b>434,377</b>

1 Outlays increased by \$18 million due to additional reporting by the Executive Office of the President for the month of November 2016.

2 Includes FICA and SECA tax credits, non-contributory military service credits, special benefits for the aged and credit for the unnegotiated OASI benefit checks.

3 Outlays decreased by \$180 million due to additional reporting for the month of December 2016.

Note: Details may not add to totals due to rounding.

... No Transactions

(\*\*) Less than absolute value of \$500,000

**Table 6. Means of Financing the Deficit or Disposition of Surplus by the U.S. Government, January 2017 and Other Periods**

Assets and Liabilities Directly Related to Budget Off-Budget Activity	Net Transactions (- denotes net reduction of either liability or asset accounts)			Account Balances Current Fiscal Year		
	This Month	Fiscal Year to Date		Beginning of		Close of This Month
		This Year	Prior Year	This Year	This Month	
<b>Liability Accounts:</b>						
Borrowing from the Public:						
Treasury Securities, Issued Under General Financing Authorities:						
Debt Held by the Public	-58,703	202,715	533,308	14,173,423	14,434,841	14,376,138
Intragovernmental Holdings	19,137	161,101	328,902	5,400,021	5,541,985	5,561,123
Total Treasury Securities Outstanding	-39,566	363,817	862,210	19,573,445	19,976,827	19,937,261
Plus Premium on Treasury Securities	-374	-1,004	-837	32,989	32,359	31,985
Less Discount on Treasury Securities	604	2,253	1,988	93,382	95,032	95,636
Total Treasury Securities Net of Premium and Discount	-40,544	360,559	859,385	19,513,050	19,914,153	19,873,609
Agency Securities, Issued Under Special Financing Authorities (See Schedule B; for Other Agency Borrowing, See Schedule C)						
Total Federal Securities	36	131	526	24,367	24,463	24,499
	-40,508	360,691	859,911	19,537,417	19,938,616	19,898,108
Deduct:						
Federal Securities Held as Investments of Government Accounts (See Schedule D)						
Less Discount on Federal Securities Held as Investments of Government Accounts	19,049	160,850	324,134	5,395,699	5,537,501	5,556,549
Net Federal Securities Held as Investments of Government Accounts	-77	-206	1,676	26,706	26,577	26,500
	19,126	161,057	322,458	5,368,993	5,510,924	5,530,049
Total Borrowing from the Public	-59,634	199,634	537,453	14,168,425	14,427,692	14,368,059
Accrued Interest Payable to the Public	2,483	12,634	20,092	57,122	67,274	69,756
Allocations of Special Drawing Rights	512	-1,306	-821	49,294	47,476	47,988
Deposit Funds	1,542	749	-199,960	15,728	<sup>1</sup> 14,935	16,477
Miscellaneous Liability Accounts (Includes Checks Outstanding Etc.)	-1,039	-3,314	945	10,520	<sup>2</sup> 8,245	7,206
<b>Total Liability Accounts</b>	<b>-56,136</b>	<b>208,397</b>	<b>357,710</b>	<b>14,301,088</b>	<b>14,565,622</b>	<b>14,509,486</b>
<b>Asset Accounts (Deduct)</b>						
Cash and Monetary Assets:						
U.S. Treasury Operating Cash:						
Federal Reserve Account <sup>3</sup>	-26,462	19,416	171,466	353,312	399,190	372,728
Balance	-26,462	19,416	171,466	353,312	399,190	372,728
Special Drawing Rights:						
Total Holdings	527	-644	-831	50,054	48,882	49,410
SDR Certificates Issued to Federal Reserve Banks	.....	.....	.....	-5,200	-5,200	-5,200
Balance	527	-644	-831	44,854	43,682	44,210
Reserve Position on the U.S. Quota in the IMF:						
U.S. Subscription to International Monetary Fund:						
Direct Quota Payments	.....	.....	.....	111,629	111,629	111,629
Maintenance of Value Adjustments	1,203	-3,070	-979	4,215	-57	1,146
Letter of Credit Issued to IMF	22	755	-848	-107,481	-106,748	-106,726
Dollar Deposits with the IMF	22	7	2	-309	-323	-301
Receivable/Payable (-) for Interim Maintenance of Value						
Adjustments	-1,095	2,802	829	1,515	5,411	4,317
Balance	153	494	-996	9,570	9,911	10,064
Loans to International Monetary Fund	.....	(**)	-1,016	10,220	10,220	10,220
Other Cash and Monetary Assets	-134	-43	274	25,542	25,633	25,499
Total Cash and Monetary Assets	-25,916	19,223	168,897	443,497	488,636	462,720
Non-Federal Securities of the National Railroad Retirement Investment Trust						
Net Activity, Guaranteed Loan Financing (See Schedule E)	92	-225	-238	23,962	23,645	23,737
Net Activity, Direct Loan Financing (See Schedule E)	140	1,116	997	27,550	28,526	28,666
Miscellaneous Asset Accounts	18,664	29,226	26,571	1,227,096	1,237,657	1,256,322
	2,141	2,118	-379	-1,230	-1,253	888
<b>Total Asset Accounts</b>	<b>-4,879</b>	<b>51,457</b>	<b>195,848</b>	<b>1,720,875</b>	<b>1,777,211</b>	<b>1,772,332</b>
<b>Excess of Liabilities (+) or Assets (-)</b>	<b>-51,257</b>	<b>156,939</b>	<b>161,863</b>	<b>12,580,214</b>	<b>12,788,410</b>	<b>12,737,153</b>
Transactions Not Applied to Current Year's Surplus or Deficit (See Schedule A for Details)						
	.....	(**)	-1,475	.....	(**)	(**)
<b>Total Budget and Off-Budget Federal Entities (Financing of Deficit (+) or Disposition of Surplus (-))</b>	<b>-51,257</b>	<b>156,939</b>	<b>160,388</b>	<b>12,580,214</b>	<b>12,788,410</b>	<b>12,737,153</b>

1 Amount decreased \$180 million due to additional reporting by the Federal Deposit Insurance Corporation for the month of December 2016.

2 Amount increased by \$18 million due to additional reporting by the Executive Office of the President for the month of November 2016.

3 Major sources of information used to determine Treasury's operating cash balance include Federal Reserve Banks, Treasury Regional Finance Centers, Internal

Revenue Service Centers, various electronic systems, and information on the Public Debt. Information is presented on a modified cash basis. Deposits are reflected as received and withdrawals are reflected as processed.

Note: Details may not add to totals due to rounding.

... No Transactions

(\*\*) Less than absolute value of \$500,000

**Table 6. Schedule A-Analysis of Change in Excess of Liabilities of the U.S. Government, January 2017 and Other Periods**

Classification	[\$ millions]		
	This Month	Fiscal Year to Date	
		This Year	Prior Year
<b>Excess of Liabilities Beginning of Period:</b>			
Based on Composition of Unified Budget in Preceding Period	12,788,572	12,580,299	11,992,531
Adjustments During Current Fiscal Year for Changes in Composition of Unified Budget:			
Revisions by Federal Agencies to the Prior Budget Results	-162	-86	185
Excess of Liabilities Beginning of Period (Current Basis)	12,788,410	12,580,214	11,992,717
<b>Budget Surplus (-) or Deficit:</b>			
Based on Composition of Unified Budget in Prior Fiscal Year	-51,257	156,939	160,388
Total Surplus (-) or Deficit (Table 2)	-51,257	156,939	160,388
Total-On-Budget (Table 2)	-38,023	177,610	171,781
Total-Off-Budget (Table 2)	-13,234	-20,671	-11,393
<b>Transactions Not Applied to Current Year's Surplus or Deficit:</b>			
Premium/Discount on Buyback of U.S. Treasury Securities	.....	(**)	.....
Reclassification of Aged Unreconciled Accounts	.....	.....	632
Other	.....	(**)	843
Total-Transactions Not Applied to Current Year's Surplus or Deficit	.....	(**)	1,475
<b>Excess of Liabilities Close of Period</b>	<b>12,737,153</b>	<b>12,737,153</b>	<b>12,154,579</b>

Note: Details may not add to totals due to rounding.

(\*\*) Less than absolute value of \$500,000

... No Transactions

**Table 6. Schedule B-Securities Issued by Federal Agencies Under Special Financing Authorities, January 2017 and Other Periods**

Classification	[\$ millions]					
	This Month	Net Transactions (-) denotes net reduction of liability accounts		Account Balances Current Fiscal Year		
		Fiscal Year to Date		Beginning of		Close of
	This Year	Prior Year	This Year	This Month	This Month	
<b>Agency Securities, Issued Under Special Financing Authorities:</b>						
<b>Obligations Guaranteed by the United States, Issued By:</b>						
Department of Housing and Urban Development:						
Federal Housing Administration	.....	.....	.....	19	19	19
<b>Obligations Not Guaranteed by the United States, Issued By:</b>						
Legislative Branch:						
Architect of the Capitol	1	3	3	98	101	101
Independent Agencies:						
Federal Communications Commission	.....	.....	.....	(**)	(**)	(**)
National Archives and Records Administration	.....	.....	.....	75	75	75
Tennessee Valley Authority	35	128	523	24,175	24,268	24,303
<b>Total Agency Securities</b>	<b>36</b>	<b>131</b>	<b>526</b>	<b>24,367</b>	<b>24,463</b>	<b>24,499</b>

Note: Details may not add to totals due to rounding.

(\*\*) Less than absolute value of \$500,000

... No Transactions

**Table 6. Schedule C (Memorandum)-Federal Agency Borrowing Financed Through the Issue of Treasury Securities, January 2017 and Other Periods**

Classification	[\$ millions]					
	Transactions			Account Balances Current Fiscal Year		
	This Month	Fiscal Year to Date		Beginning of		Close of This Month
This Year		Prior Year	This Year	This Month		
<b>Borrowing from the US Treasury:</b>						
Department of Agriculture:						
Farm Service Agency:						
Commodity Credit Corporation	3,327	7,718	12,274	14,938	19,329	22,656
Agricultural Credit Insurance Fund	154	623	569	9,799	10,269	10,423
Farm Storage Facility Loans	.....	248	115	878	1,126	1,126
Apple Loans Fund	.....	.....	.....	(**)	(**)	(**)
Emergency Boll Weevil Loan Fund	.....	.....	.....	5	5	5
Rural Housing Service:						
Rural Housing Insurance	80	318	301	16,587	16,826	16,905
Rural Community Facility Loans Fund	28	1,000	651	7,226	8,199	8,226
Multifamily Housing Revitalization Loan Account	6	14	12	317	325	331
Rural Business - Cooperative Service:						
Rural Business and Industry Loans	.....	.....	.....	71	71	71
Rural Development Loan Fund	1	4	4	298	301	302
Rural Economic Development Loan Fund	1	10	12	247	256	257
Renewable Energy Guaranteed Loan Account	.....	.....	.....	4	4	4
Rural Microenterprise Investment Loans	(**)	1	1	31	32	33
Biorefinery Assistance Loan Account	.....	53	.....	3	55	55
Rural Utilities Service:						
Rural Water and Waste Disposal Fund	30	404	310	13,153	13,527	13,557
Rural Electrification and Telecommunications Fund	11	77	115	10,062	10,127	10,139
Rural Telephone Bank	.....	.....	.....	213	213	213
Distance Learning and Telemedicine Program	.....	5	4	1,157	1,162	1,162
Foreign Agricultural Service	.....	.....	.....	636	636	636
Department of Commerce:						
National Oceanic and Atmospheric Administration:						
Fisheries Finance	(**)	2	33	475	477	477
Department of Defense--Military Programs:						
Family Housing Improvement Loans	21	21	50	1,630	1,630	1,651
Department of Education:						
College Housing and Academic Facilities Loans	.....	.....	.....	25	25	25
Federal Direct Student Loans	.....	81,753	65,175	1,024,453	1,106,206	1,106,206
Teach Grant Loans	.....	38	51	713	751	751
Temporary Student Loan Purchase Authority	.....	-888	-469	57,925	57,038	57,038
Federal Family Education Loans	.....	.....	.....	43,254	43,254	43,254
Department of Energy:						
Bonneville Power Administration Fund	.....	.....	163	4,759	4,759	4,759
Western Area Power Administration - Recovery Act	.....	.....	.....	97	97	97
Advanced Technology Vehicles Manufacturing Loans	.....	.....	.....	37	37	37
Title 17 Innovative Technology Loans	.....	14	24	316	330	330
Department of Health and Human Services:						
Consumer Operated and Oriented Plan	.....	-392	53	1,117	725	725
Consumer Operated and Oriented Plan Program Contingency Fund	.....	-82	49	293	211	211
Department of Homeland Security:						
National Flood Insurance Fund	1,600	1,600	.....	23,000	23,000	24,600
Disaster Assistance Loan Fund	(**)	(**)	(**)	17	17	17
Department of Housing and Urban Development:						
Public and Indian Housing Programs:						
Low-Rent Public Housing - Loans and Other Expenses	.....	.....	.....	116	116	116
Native Hawaiian Housing Loans	.....	.....	.....	6	6	6
Housing Programs:						
Emergency Homeowners' Relief Fund	.....	.....	.....	1	1	1
Federal Housing Administration	.....	35	60	30,318	30,353	30,353
Green Retrofit Program for Multifamily Housing-Recovery Act	.....	.....	.....	5	5	5
Department of the Interior:						
Bureau of Indian Affairs and Bureau of Indian Education	.....	.....	.....	4	4	4
Bureau of Reclamation Loan Fund	.....	.....	.....	32	32	32
Assistance to American Samoa Loan Fund	.....	(**)	(**)	9	9	9
Department of Labor:						
Black Lung Disability Trust Fund	.....	.....	.....	4,355	4,355	4,355

**Table 6. Schedule C (Memorandum)-Federal Agency Borrowing Financed Through the Issue of Treasury Securities, January 2017 and Other Periods - Continued**

[\$ millions]						
Classification	Transactions			Account Balances Current Fiscal Year		
	This Month	Fiscal Year to Date		Beginning of		Close of This Month
		This Year	Prior Year	This Year	This Month	
<b>Borrowing from the US Treasury: - Continued</b>						
Department of State:						
Repatriation Loans	.....	1	(**)	4	5	5
Department of Transportation:						
Federal Highway Administration:						
Transportation Infrastructure Finance and Innovation Fund	202	1,731	541	9,792	11,321	11,523
Federal Railroad Administration:						
Railroad Rehabilitation and Improvement Loan Fund	.....	130	23	1,076	1,205	1,205
Other	.....	.....	.....	(**)	(**)	(**)
Department of the Treasury:						
Departmental Offices:						
Community Development Financial Institutions Fund	(**)	2	1	69	71	71
Temporary Credit and Liquidity Program	.....	.....	.....	6,018	6,018	6,018
Troubled Asset Relief Program	.....	.....	.....	469	469	469
Small Business Lending Financing Fund	.....	.....	.....	462	462	462
Federal Financing Bank Revolving Fund	-8	954	-1,453	59,043	60,005	59,997
Department of Veterans Affairs:						
Veterans Housing Benefit Program Fund	.....	70	50	500	570	570
Native American Veteran Housing Fund	.....	6	4	67	73	73
Vocational Rehabilitation Loan Fund	.....	2	(**)	1	4	4
Corps of Engineers:						
Washington Aqueduct	.....	(**)	(**)	1	1	1
International Assistance Programs:						
International Security Assistance:						
Foreign Military Loan Program	.....	.....	.....	2,457	2,457	2,457
Military Debt Reduction	.....	.....	.....	41	41	41
Agency for International Development:						
International Debt Reduction	.....	.....	.....	410	410	410
Development Credit Authority Loan Fund	.....	.....	.....	3	3	3
Overseas Private Investment Corporation	56	317	259	2,491	2,751	2,808
Small Business Administration:						
Business Loan Fund	5	5	21	1,928	1,928	1,933
Disaster Loan Fund	.....	500	150	6,092	6,592	6,592
Independent Agencies:						
Export-Import Bank of the United States	1,127	1,326	2,216	25,022	25,220	26,347
National Credit Union Administration	.....	-1,000	-600	1,000	.....	.....
Presidio Trust	.....	.....	.....	45	45	45
Railroad Retirement Board:						
Social Security Equivalent Benefit Account	372	1,423	1,339	3,577	4,627	5,000
Smithsonian Institution:						
John F. Kennedy Center Parking Facilities	.....	.....	.....	20	20	20
<b>Total Borrowing from the US Treasury</b>	<b>7,012</b>	<b>98,042</b>	<b>82,108</b>	<b>1,389,173</b>	<b>1,480,202</b>	<b>1,487,215</b>
<b>Borrowing from the Federal Financing Bank:</b>						
Department of Agriculture:						
Rural Utilities Service:						
Rural Electrification and Telecommunications Fund	-257	470	671	43,339	44,065	43,808
Department of Education:						
Historically Black College and University Capital Financing Fund	-2	75	33	1,436	1,513	1,511
Department of Energy:						
Advanced Technology Vehicles Manufacturing Loans	.....	-163	-163	3,860	3,697	3,697
Title 17 Innovative Technology Loans	-16	153	113	11,539	11,707	11,692
Department of Health and Human Services:						
Health Maintenance Organization Loan and Loan Guarantee Fund	.....	.....	.....	(**)	(**)	(**)
Department of Housing and Urban Development:						
Housing Programs:						
Federal Housing Administration	38	139	91	554	655	693
Department of the Treasury:						
Departmental Offices:						
Community Development Financial Institutions Fund	8	54	55	328	373	382
Department of Veterans Affairs:						
Guaranteed Transitional Housing Loans for Homeless Veterans	(**)	(**)	(**)	4	4	4
Independent Agencies:						
Postal Service	.....	.....	.....	15,000	15,000	15,000
<b>Total Borrowing from the Federal Financing Bank</b>	<b>-228</b>	<b>728</b>	<b>801</b>	<b>76,058</b>	<b>77,015</b>	<b>76,787</b>

Note: Details may not add to totals due to rounding.

Note: This table includes lending by the Federal Financing Bank accomplished by the purchase of agency financial assets, by the acquisition of agency debt securities, and by direct loans on behalf of an agency. The Federal Financing Bank borrows from Treasury and issues its own securities and in turn may loan

these funds to agencies in lieu of agencies borrowing directly through Treasury or issuing their own securities.

... No Transactions

(\*\*) Less than absolute value of \$500,000



**Table 6. Schedule D-Investments of Federal Government Accounts in Federal Securities, January 2017 and Other Periods**

[\$ millions]

Classification	Net Purchases or Sales (-)			Securities Held as Investments Current Fiscal Year		
	This Month	Fiscal Year to Date		Beginning of		Close of This Month
		This Year	Prior Year	This Year	This Month	
<b>Federal Funds:</b>						
Department of Agriculture	.....	.....	.....	194	194	194
Department of Commerce	3	3	3	.....	.....	3
Department of Defense--Military Programs:						
Defense Cooperation Account	.....	.....	.....	8	8	8
Department of Energy	62	439	306	55,396	55,774	55,835
Department of Health and Human Services	572	572	5	571	571	1,143
Department of Homeland Security	.....	-1,039	220	1,039	.....	.....
Department of Housing and Urban Development:						
Housing Programs:						
Federal Housing Administration Fund	989	3,946	3,444	36,441	39,398	40,387
Government National Mortgage Association:						
Guarantees of Mortgage-Backed Securities	6	-1,332	-200	15,954	14,615	14,621
Department of the Interior	-11	220	584	8,206	8,437	8,426
Department of Labor	-71	3,951	4,266	23,734	27,756	27,685
Department of State:						
Foreign Service Retirement and Disability Fund	(**)	2	1	4	5	5
Department of Transportation	.....	299	-69	1,920	2,218	2,218
Department of the Treasury	4	-805	1,355	25,485	24,676	24,680
Department of Veterans Affairs:						
Veterans Reopened Insurance Fund	-2	-6	-6	144	141	139
Servicemen'S Group Life Insurance Fund	.....	(**)	(**)	1	1	1
Other Defense Civil Programs:						
Uniformed Services Retiree Health Care Fund	-811	11,882	7,402	213,482	226,175	225,364
Office of Personnel Management:						
Postal Service Contributions	.....	-110	5,507	51,495	51,385	51,385
Independent Agencies:						
Federal Deposit Insurance Corporation:						
Deposit Insurance Fund	-5	2,771	2,799	71,524	74,300	74,295
FSLIC Resolution Fund	4	7	(**)	828	831	835
Federal Housing Finance Agency	-16	45	29	60	121	105
National Credit Union Administration	-44	518	214	12,961	13,522	13,479
Postal Service	-15	329	798	8,527	8,871	8,856
Tennessee Valley Authority	(**)	(**)	(**)	25	25	25
Other						
Treasury Securities	293	144	-159	18,138	17,989	18,282
Other	158	422	27	12,524	12,788	12,946
Total Treasury Securities	1,118	22,257	26,526	558,660	579,800	580,918
<b>Total Federal Funds</b>	<b>1,118</b>	<b>22,257</b>	<b>26,526</b>	<b>558,660</b>	<b>579,800</b>	<b>580,918</b>
<b>Trust Funds:</b>						
Legislative Branch:						
Library of Congress	(**)	-2	-2	24	22	22
United States Tax Court	.....	(**)	(**)	12	12	12
Other	-1	3	4	29	32	31
Judicial Branch:						
Judicial Retirement Funds	44	57	110	1,119	1,131	1,175
Department of Agriculture	.....	.....	.....	6	6	6
Department of Commerce	.....	.....	.....	333	333	333
Department of Defense--Military Programs:						
Voluntary Separation Incentive Fund	-4	-4	-4	154	155	151
Other	-5	28	595	854	888	882
Department of Health and Human Services:						
Federal Hospital Insurance Trust Fund	5,965	12,561	4,539	192,209	198,806	204,770
Federal Supplementary Medical Insurance Trust Fund	1,322	33,629	3,441	63,336	95,642	96,964
Other	-5	39	79	3,626	3,671	3,666
Department of Homeland Security	51	151	105	6,862	6,962	7,013
Department of the Interior	-1	-10	9	17	8	7
Department of Labor:						
Unemployment Trust Fund	-1,614	-3,820	-2,751	53,776	51,571	49,957
Other	-9	-38	-38	57	28	19
Department of State:						
Foreign Service Retirement and Disability Fund	-48	309	155	18,346	18,703	18,655
Other	-1	-4	-1	47	44	43

**Table 6. Schedule D-Investments of Federal Government Accounts in Federal Securities, January 2017 and Other Periods - Continued**  
 [\$ millions]

Classification	Net Purchases or Sales (-)			Securities Held as Investments Current Fiscal Year		
	This Month	Fiscal Year to Date		Beginning of		Close of This Month
		This Year	Prior Year	This Year	This Month	
<b>Trust Funds - Continued</b>						
Department of Transportation:						
Airport and Airway Trust Fund	-226	252	-28	13,400	13,878	13,652
Highway Trust Fund	156	-2,777	67,364	64,629	61,696	61,852
Department of the Treasury	-120	-383	-316	2,646	2,383	2,263
Department of Veterans Affairs:						
General Post Fund, National Homes	.....	.....	.....	106	106	106
National Service Life Insurance	-59	-164	-164	4,246	4,141	4,082
United States Government Life Insurance Fund	(**)	(**)	-1	4	4	4
Veterans Special Life Insurance Fund	-14	-10	-8	1,700	1,704	1,690
Corps of Engineers	101	518	488	8,850	9,267	9,368
Other Defense Civil Programs:						
Military Retirement Fund	2,764	82,276	73,023	591,046	670,558	673,322
Other	-12	-75	-83	1,265	1,202	1,190
Environmental Protection Agency	-124	-346	284	5,298	5,076	4,952
National Aeronautics and Space Administration	.....	(**)	(**)	16	16	16
Office of Personnel Management:						
Civil Service Retirement and Disability Fund						
Treasury Securities	-3,938	-2,916	137,930	887,161	888,182	884,245
Employees Life Insurance Fund	79	184	504	45,167	45,273	45,352
Employees and Retired Employees Health Benefits Fund	386	683	45	23,729	24,026	24,411
Social Security Administration:						
Federal Old-Age and Survivors Insurance Trust Fund	9,696	14,389	20,391	2,796,712	2,801,406	2,811,101
Federal Disability Insurance Trust Fund	4,166	4,766	-7,766	45,880	46,481	50,646
Independent Agencies:						
Harry S Truman Scholarship Foundation	(**)	(**)	-9	52	52	52
Japan-United States Friendship Commission	.....	.....	.....	38	38	38
Railroad Retirement Board						
Treasury Securities	310	134	-366	2,197	2,021	2,331
Agency Securities	.....	.....	1	4	4	4
Other						
Treasury Securities	-928	-838	77	2,084	2,175	1,247
Total Treasury Securities	17,931	138,593	297,606	4,837,035	4,957,697	4,975,627
Total Agency Securities	.....	.....	1	4	4	4
<b>Total Trust Funds</b>	<b>17,931</b>	<b>138,593</b>	<b>297,608</b>	<b>4,837,039</b>	<b>4,957,701</b>	<b>4,975,632</b>
<b>Grand Total</b>	<b>19,049</b>	<b>160,850</b>	<b>324,134</b>	<b>5,395,699</b>	<b>5,537,501</b>	<b>5,556,549</b>

Note: Details may not add to totals due to rounding.

Note: Investments are in Treasury securities unless otherwise noted.

... No Transactions

(\*\*) Less than absolute value of \$500,000

**Table 6. Schedule E-Net Activity, Guaranteed and Direct Loan Financing, January 2017 and Other Periods**

[\$ millions]

Classification	Net Transactions (-) denotes net reduction of asset accounts			Account Balances Current Fiscal Year		
	This Month	Fiscal Year to Date		Beginning of		Close of This Month
		This Year	Prior Year	This Year	This Month	
<b>Guaranteed Loan Financing Activity:</b>						
Department of Agriculture:						
Farm Service Agency:						
Commodity Credit Corporation Export Fund	-1	-17	-15	243	227	226
Agricultural Credit Insurance Fund	-2	-3	-3	-223	-224	-226
Natural Resources Conservation Service:						
Agricultural Resource Conservation Demonstration Program	.....	.....	.....	(**)	(**)	(**)
Rural Housing Service:						
Rural Community Facility Loans	9	8	-3	-23	-24	-15
Rural Housing Insurance Fund	19	44	-29	-6,927	-6,902	-6,883
Rural Business - Cooperative Service:						
Rural Business and Industry Loans	-4	-21	-13	-262	-279	-283
Renewable Energy Guaranteed Loan Account	-1	-7	-6	-32	-38	-39
Biorefinery Assistance Loan Account	.....	53	.....	-16	37	37
Rural Utilities Service:						
Rural Water and Waste Disposal Fund	(**)	(**)	(**)	-25	-25	-25
Department of Commerce:						
General Administration:						
Emergency Oil, Gas, and Steel Account	.....	.....	.....	5	5	5
Department of Defense--Military Programs						
..... -80 -80 -80						
Department of Education:						
Office of Student Financial Assistance:						
Federal Family Education Loans	-360	-1,369	-1,297	34,258	33,250	32,889
Department of Energy:						
Title 17 Innovative Technology Loans	.....	.....	.....	-158	-158	-158
Department of Health and Human Services:						
Health Resources and Services Administration:						
Health Center Loans	.....	.....	.....	-2	-2	-2
Health Education Assistance Loans	.....	.....	.....	-70	-70	-70
Department of Housing and Urban Development:						
Public and Indian Housing Programs:						
Indian Housing Loans	(**)	2	-8	-207	-206	-205
Native Hawaiian Housing Loans	(**)	(**)	(**)	2	2	2
Community Planning and Development:						
Community Development Loans	.....	(**)	.....	-63	-63	-63
Housing Programs:						
FHA-Mutual Mortgage Insurance Loans	712	3,726	2,968	12,459	15,473	16,185
FHA-General and Special Risk Fund	190	643	660	-1,351	-898	-708
Home Ownership Preservation Entity Fund	(**)	(**)	-1	-17	-17	-17
Government National Mortgage Association:						
Guarantees of Mortgage-Backed Securities	-188	-809	-669	7,005	6,384	6,195
Department of the Interior:						
Bureau of Indian Affairs and Bureau of Indian Education	(**)	-4	-3	-56	-59	-60
Department of Transportation:						
Office of the Secretary:						
Minority Business Resource Center Fund	.....	.....	.....	(**)	(**)	(**)
Federal Highway Administration:						
Transportation Infrastructure Finance and Innovation Fund	.....	.....	.....	(**)	(**)	(**)
Maritime Administration:						
Maritime Guaranteed Loan (Title XI) Fund	(**)	(**)	-26	-362	-362	-363
Department of the Treasury:						
Departmental Offices:						
Air Transportation Stabilization Fund	.....	.....	.....	(**)	(**)	(**)
Troubled Assets Insurance Financing Fund	.....	.....	.....	(**)	(**)	(**)
Troubled Asset Relief Program	(**)	(**)	(**)	-9	-9	-9
Department of Veterans Affairs:						
Veterans Benefits Administration:						
Veterans Housing Benefit Program Fund	-118	-703	-212	-10,795	-11,380	-11,498
International Assistance Programs:						
Agency for International Development:						

**Table 6. Schedule E-Net Activity, Guaranteed and Direct Loan Financing, January 2017 and Other Periods - Continued**

[\$ millions]

Classification	Net Transactions (-) denotes net reduction of asset accounts			Account Balances Current Fiscal Year		
	This Month	Fiscal Year to Date		Beginning of		Close of This Month
		This Year	Prior Year	This Year	This Month	
<b>Guaranteed Loan Financing Activity: - Continued</b>						
Ukraine Export Credit Insurance Fund	.....	.....	.....	-990	-990	-990
Loan Guarantees to Israel	.....	.....	.....	-1,332	-1,332	-1,332
Urban and Environmental Credit Guaranteed Loans	(**)	1	1	-47	-46	-46
Microenterprise and Small Enterprise Development	.....	.....	.....	(**)	(**)	(**)
Development Credit Authority Loan Fund	-1	-4	-3	-79	-82	-83
Tunisia Loan Fund	.....	.....	-1	-484	-484	-484
Overseas Private Investment Corporation	-23	-36	-55	352	339	316
Small Business Administration:						
Business Loan Fund	-87	-372	-388	-1,738	-2,023	-2,110
Independent Agencies:						
Export-Import Bank of the United States	-3	-14	99	-1,425	-1,435	-1,439
<b>Net Activity, Guaranteed Loan Financing</b>	<b>140</b>	<b>1,116</b>	<b>997</b>	<b>27,550</b>	<b>28,526</b>	<b>28,666</b>
<b>Direct Loan Financing Activity:</b>						
Department of Agriculture:						
Farm Service Agency:						
Agricultural Credit Insurance Fund	-70	-157	-70	9,161	9,074	9,004
Farm Storage Facility Loans	-4	-5	2	752	751	747
Apple Loans Fund	.....	(**)	.....	(**)	(**)	(**)
Emergency Boll Weevil Loan Fund	.....	(**)	.....	5	5	5
Rural Housing Service:						
Rural Community Facility Loans Fund	-18	798	441	6,105	6,920	6,902
Rural Housing Insurance Fund	-51	-195	-137	15,533	15,389	15,338
Multifamily Housing Revitalization Loan Account	4	9	4	290	295	299
Rural Business - Cooperative Service:						
Rural Business and Industry Loan Fund	(**)	(**)	(**)	15	14	14
Rural Development Loan Fund	-2	-11	-10	279	270	268
Rural Economic Development Loan Fund	-4	-2	2	176	178	174
Rural Microenterprise Investment Loans	(**)	1	(**)	29	29	29
Rural Utilities Service:						
Rural Water and Waste Disposal Loans	-64	-76	-95	11,101	11,090	11,026
Rural Electrification and Telecommunications Fund	-181	-49	-725	47,328	47,460	47,279
Rural Telephone Bank	-8	-22	-16	177	164	156
Distance Learning and Telemedicine Program	-8	-42	-44	977	943	935
Rural Development Insurance Fund	.....	.....	.....	1,065	1,065	1,065
Foreign Agricultural Service:						
P.L. 480 Direct Loan Fund	-4	-58	-58	555	501	497
International Debt Reduction	.....	-7	-3	-20	-27	-27
Department of Commerce:						
National Oceanic and Atmospheric Administration:						
Fisheries Finance	-2	-15	-13	470	457	455
Department of Defense--Military Programs	14	-5	26	1,630	1,610	1,624
Department of Education:						
Office of Postsecondary Education:						
College Housing and Academic Facilities Loans	.....	(**)	(**)	4	4	4
Historically Black College and University Capital Financing Fund	-1	80	36	1,291	1,372	1,370
Office of Student Financial Assistance:						
Federal Direct Student Loans	19,923	31,128	29,940	975,631	986,836	1,006,759
Teach Grant Loans	4	9	14	690	695	699
Temporary Student Loan Purchase Authority	-778	-3,160	-3,219	86,292	83,911	83,132
Department of Energy:						
Advanced Technology Vehicles Manufacturing Loans	.....	-163	-163	3,774	3,611	3,611
Title 17 Innovative Technology Loans	-16	223	168	10,820	11,059	11,043
Department of Health and Human Services:						
Consumer Operated and Oriented Plan	-7	-7	104	605	605	599
Consumer Operated and Oriented Plan Program Contingency Fund	.....	17	64	168	185	185
Department of Homeland Security:						
Disaster Assistance Loan Fund	(**)	(**)	-1	-42	-42	-42
Department of Housing and Urban Development:						
Housing Programs:						

**Table 6. Schedule E-Net Activity, Guaranteed and Direct Loan Financing, January 2017 and Other Periods - Continued**

[\$ millions]

Classification	Net Transactions (-) denotes net reduction of asset accounts			Account Balances Current Fiscal Year		
	This Month	Fiscal Year to Date		Beginning of		Close of This Month
		This Year	Prior Year	This Year	This Month	
<b>Direct Loan Financing Activity: - Continued</b>						
Emergency Homeowners' Relief Fund	(**)	(**)	(**)	(**)	-1	-1
FHA-Mutual Mortgage Insurance Loans	.....	(**)	(**)	-6	-6	-6
FHA-General and Special Risk Fund	39	147	95	629	738	776
Green Retrofit Program for Multifamily Housing Fund	(**)	-1	-1	5	5	5
Department of the Interior:						
Bureau of Reclamation	.....	.....	.....	33	33	33
Bureau of Indian Affairs and Bureau of Indian Education	(**)	(**)	(**)	4	4	4
Assistance to American Samoa Loan Fund	(**)	(**)	.....	9	9	9
Department of State:						
Administration of Foreign Affairs:						
Repatriation Loans	(**)	-1	(**)	1	(**)	(**)
Department of Transportation:						
Federal Highway Administration:						
Transportation Infrastructure Finance and Innovation Fund	194	1,655	277	9,170	10,632	10,826
Tiger Tifia Loan Fund	(**)	(**)	(**)	618	618	618
Federal Railroad Administration:						
Railroad Rehabilitation and Improvement Loan Fund	.....	-383	-5	1,052	670	670
Department of the Treasury:						
Departmental Offices:						
Community Development Financial Institutions Fund	8	54	54	396	442	450
GSE Mortgage-Backed Securities Purchase Program	.....	.....	.....	4,613	4,613	4,613
Temporary Credit and Liquidity Program	-66	-903	-413	5,658	4,821	4,755
Troubled Asset Relief Program	-4	-312	-20	419	111	107
Small Business Lending Program	-33	-68	-1,196	428	394	360
Bureau of the Fiscal Service	.....	.....	.....	(**)	(**)	(**)
Department of Veterans Affairs:						
Veterans Benefits Administration:						
Veterans Housing Benefit Program Fund	-3	-16	-15	440	427	424
Native American Veteran Housing Fund	(**)	(**)	(**)	64	65	64
Transitional Housing Loans	(**)	(**)	(**)	(**)	(**)	(**)
Vocational Rehabilitation Loan Fund	(**)	(**)	(**)	1	1	1
International Assistance Programs:						
International Security Assistance:						
Foreign Military Loan Program	.....	1,157	(**)	-73	1,084	1,084
Military Debt Reduction	.....	.....	.....	30	30	30
Agency for International Development:						
International Debt Reduction	(**)	-11	-11	31	21	21
Overseas Private Investment Corporation	39	183	100	1,765	1,908	1,948
International Monetary Programs	.....	.....	-1	-278	-278	-278
Small Business Administration:						
Business Loan Fund	-2	2	-3	160	163	162
Disaster Loan Fund	12	141	-180	4,928	5,057	5,068
Independent Agencies:						
Export-Import Bank of the United States	-246	-711	1,643	22,141	21,676	21,430
Federal Communications Commission:						
Spectrum Auction Loan Fund	(**)	(**)	(**)	(**)	(**)	(**)
<b>Net Activity, Direct Loan Financing</b>	<b>18,664</b>	<b>29,226</b>	<b>26,571</b>	<b>1,227,096</b>	<b>1,237,657</b>	<b>1,256,322</b>

Note: Details may not add to totals due to rounding.

Note: Federal credit programs provide benefits to the public in the form of direct loans and loan guarantees. This table reflects cash transactions and balances of the nonbudgetary financing fund accounts that result from the disbursement of loans, collection of fees, repayment of principal, sale of collateral, interest, and subsidy received from the credit program accounts at

net present value in accordance with the Credit Reform Act of 1990. Unreimbursed costs such as administrative expenses and subsidy payments are reported on a cash basis and included within each program's budgetary totals in Table 5.

... No Transactions

(\*\*) Less than absolute value of \$500,000

This Page Intentionally Left Blank

**Table 7. Receipts and Outlays of the U.S. Government by Month, Fiscal Year 2017**

Classification	[\$ millions]												Fiscal Year to Date	Comparable Period Prior F.Y.	
	Oct.	Nov.	Dec.	Jan.	Feb.	March	April	May	June	July	Aug.	Sept.			
<b>Receipts:</b>															
Individual Income Taxes	121,576	91,724	139,537	197,231										550,068	532,792
Corporation Income Taxes	2,277	643	72,811	9,146										84,877	92,093
<b>Social Insurance and Retirement Receipts:</b>															
Employment and General Retirement	76,312	81,855	86,421	104,695										349,283	331,894
Unemployment Insurance	2,723	3,401	375	4,689										11,187	9,543
Other Retirement	326	321	399	370										1,416	1,276
Excise Taxes	5,707	7,231	6,438	5,116										24,493	25,991
Estate and Gift Taxes	1,326	1,550	1,931	2,427										7,233	7,303
Customs Duties	3,069	2,897	2,846	2,967										11,779	12,260
Miscellaneous Receipts	8,376	10,255	8,446	17,428										44,505	66,071
<b>Total--Receipts This Year</b>	<b>221,692</b>	<b>199,875</b>	<b>319,204</b>	<b>344,069</b>										<b>1,084,840</b>	<b>.....</b>
<b>(On-Budget)</b>	<b>165,322</b>	<b>139,453</b>	<b>254,986</b>	<b>263,613</b>										<b>823,375</b>	<b>.....</b>
<b>(Off-Budget)</b>	<b>56,370</b>	<b>60,422</b>	<b>64,218</b>	<b>80,456</b>										<b>261,466</b>	<b>.....</b>
<i>Total--Receipts Prior Year</i>	<i>211,046</i>	<i>204,968</i>	<i>349,631</i>	<i>313,579</i>										<i>.....</i>	<i>1,079,224</i>
<i>(On-Budget)</i>	<i>155,934</i>	<i>145,440</i>	<i>292,239</i>	<i>237,261</i>										<i>.....</i>	<i>830,874</i>
<i>(Off-Budget)</i>	<i>55,112</i>	<i>59,528</i>	<i>57,392</i>	<i>76,318</i>										<i>.....</i>	<i>248,350</i>
<b>Outlays:</b>															
Legislative Branch	372	429	371	431										1,602	1,457
Judicial Branch	569	571	721	631										2,493	2,456
<b>Department of Agriculture:</b>															
Commodity Credit Corporation	9,667	2,582	1,925	467										14,641	11,962
Foreign Agricultural Service	132	96	62	278										568	338
Other	11,642	12,296	10,917	10,774										45,628	46,373
Department of Commerce	641	731	837	957										3,167	2,836
<b>Department of Defense--Military Programs:</b>															
Military Personnel	19,877	11,285	11,380	8,695										51,236	55,870
Operation and Maintenance	17,296	18,858	23,757	16,306										76,217	75,314
<b>International Reconstruction and Other Assistance</b>															
Procurement	6,046	9,558	10,854	7,579										34,037	36,341
Research, Development, Test, and Evaluation	4,348	5,704	6,501	4,191										20,743	19,821
Military Construction	651	553	499	528										2,231	2,378
Family Housing	77	97	88	97										359	476
Revolving and Management Funds	699	-221	1,142	364										1,984	345
Other	564	-171	-48	-134										210	23
<b>Total Department of Defense--Military Programs</b>	<b>49,556</b>	<b>45,663</b>	<b>54,172</b>	<b>37,626</b>										<b>187,018</b>	<b>190,569</b>
Department of Education	1,445	4,717	5,320	8,344										19,826	22,700
Department of Energy	2,243	2,143	2,085	1,943										8,414	8,169
<b>Department of Health and Human Services:</b>															
National Institutes of Health	2,219	2,553	2,786	2,431										9,989	9,190
<b>Centers for Medicare and Medicaid Services:</b>															
Grants to States for Medicaid	30,179	30,467	35,766	29,476										125,887	119,851
Federal Hospital Insurance Trust Fund	15,507	23,540	23,116	24,772										86,935	90,588
Federal Supplementary Medical Insurance Trust Fund	15,653	41,787	30,857	31,402										119,700	126,706
Other	33,623	38,269	25,812	30,530										128,234	109,342
Administration for Children and Families	4,331	4,060	4,388	4,020										16,798	16,164
Other	-37,816	-40,357	-28,784	-36,155										-143,112	-123,452
Department of Homeland Security	4,422	4,104	4,590	4,685										17,801	14,064
Department of Housing and Urban Development	2,971	3,063	4,923	1,307										12,264	13,510
Department of the Interior	1,062	900	1,182	1,391										4,535	3,523
Department of Justice	2,285	2,723	2,364	48										7,420	8,331
<b>Department of Labor:</b>															
Unemployment Trust Fund	2,414	2,811	2,899	3,581										11,705	11,963
Other	-5,419	1,421	1,702	1,551										-746	-1,535
Department of State	1,863	2,868	1,872	2,397										8,999	8,632
<b>Department of Transportation:</b>															
Highway Trust Fund	4,054	3,569	3,473	2,366										13,462	12,418
Other	2,077	3,038	3,139	2,473										10,726	10,788
<b>Department of the Treasury:</b>															
Interest on Treasury Debt Securities (Gross)	23,043	28,653	87,429	23,339										162,465	145,170

**Table 7. Receipts and Outlays of the U.S. Government by Month, Fiscal Year 2017 - Continued**

Classification	[\$ millions]												Fiscal Year to Date	Comparable Period Prior F.Y.	
	Oct.	Nov.	Dec.	Jan.	Feb.	March	April	May	June	July	Aug.	Sept.			
<b>Outlays: - Continued</b>															
Other	5,784	5,404	631	5,964										17,782	20,464
<b>Department of Veterans Affairs:</b>															
Compensation and Pensions	537	6,703	13,134	491										20,865	25,822
National Service Life	58	59	69	55										242	264
Other	6,744	7,322	9,073	6,804										29,943	29,270
Corps of Engineers	470	618	639	551										2,279	1,863
Other Defense Civil Programs	156	4,865	9,642	1,260										15,923	21,889
Environmental Protection Agency	727	802	878	844										3,250	3,288
Executive Office of the President	31	30	42	34										137	131
General Services Administration	-199	17	40	-187										-327	-296
<b>International Assistance Programs:</b>															
International Security Assistance	1,419	1,514	908	2,235										6,075	5,699
Multilateral Assistance	298	52	12	-1										361	335
Agency for International Development	514	601	492	591										2,197	1,373
Other	-39	400	-745	-798										-1,182	-990
National Aeronautics and Space Administration	1,276	1,702	2,212	1,215										6,405	6,349
National Science Foundation	623	544	534	529										2,231	2,055
Office of Personnel Management	8,386	8,364	6,917	8,004										31,670	30,384
Small Business Administration	75	96	94	84										349	278
<b>Social Security Administration:</b>															
Federal Old-Age and Survivors Insurance Trust Fund (Off-Budget)	65,433	64,957	65,140	66,018										261,547	252,351
Federal Disability Insurance Trust Fund (Off-Budget)	12,189	11,835	11,898	12,266										48,189	48,510
Other	268	4,679	9,008	285										14,241	18,794
<b>Independent Agencies:</b>															
Deposit Insurance Fund	64	-295	-2,529	46										-2,714	-2,732
FSLIC Resolution Fund	(**)	(**)	-4	-4										-8	515
<b>Postal Service:</b>															
<b>Off-Budget:</b>															
Public Enterprise Funds	-1,425	-705	-17	90										-2,058	574
Other	3	.....	6	.....										9	264
Other	47	.....	95	.....										143	96
Tennessee Valley Authority	6	21	39	-13										53	442
Other	1,749	2,816	2,727	3,523										10,815	10,551
<b>Undistributed Offsetting Receipts:</b>															
Employer Share, Employee Retirement	-19,507	-5,378	-6,029	-6,211										-37,124	-36,084
Interest Received by Trust Funds	1,521	-2,884	-62,195	-1,499										-65,058	-63,319
Rents and Royalties on the Outer Continental Shelf Lands	-61	-297	-94	-426										-878	-645
Other	(**)	(**)	.....	.....										(**)	(**)
<b>Totals This Year:</b>															
<b>Total Outlays</b>	<b>265,884</b>	<b>336,544</b>	<b>346,540</b>	<b>292,812</b>										<b>1,241,780</b>	<b>.....</b>
<b>(On-Budget)</b>	<b>199,910</b>	<b>262,006</b>	<b>313,480</b>	<b>225,590</b>										<b>1,000,985</b>	<b>.....</b>
<b>(Off-Budget)</b>	<b>65,974</b>	<b>74,538</b>	<b>33,060</b>	<b>67,222</b>										<b>240,794</b>	<b>.....</b>
<b>Total-Surplus (+) or Deficit (-)</b>	<b>-44,192</b>	<b>-136,669</b>	<b>-27,336</b>	<b>51,257</b>										<b>-156,939</b>	<b>.....</b>
<b>(On-Budget)</b>	<b>-34,588</b>	<b>-122,553</b>	<b>-58,493</b>	<b>38,023</b>										<b>-177,610</b>	<b>.....</b>
<b>(Off-Budget)</b>	<b>-9,604</b>	<b>-14,116</b>	<b>31,158</b>	<b>13,234</b>										<b>20,671</b>	<b>.....</b>
<b>Total Borrowing from the Public</b>	<b>112,656</b>	<b>156,727</b>	<b>-10,115</b>	<b>-59,634</b>										<b>199,634</b>	<b>537,453</b>
<i>Total-Outlays Prior Year</i>	<i>347,604</i>	<i>269,517</i>	<i>364,075</i>	<i>258,416</i>										<i>.....</i>	<i>1,239,612</i>
<i>(On-Budget)</i>	<i>282,113</i>	<i>195,506</i>	<i>309,049</i>	<i>215,987</i>										<i>.....</i>	<i>1,002,655</i>
<i>(Off-Budget)</i>	<i>65,492</i>	<i>74,011</i>	<i>55,026</i>	<i>42,428</i>										<i>.....</i>	<i>236,957</i>
<i>Total-Surplus (+) or Deficit (-) Prior Year</i>	<i>-136,558</i>	<i>-64,549</i>	<i>-14,444</i>	<i>55,163</i>										<i>.....</i>	<i>-160,388</i>
<i>(On-Budget)</i>	<i>-126,178</i>	<i>-50,066</i>	<i>-16,810</i>	<i>21,274</i>										<i>.....</i>	<i>-171,781</i>
<i>(Off-Budget)</i>	<i>-10,380</i>	<i>-14,483</i>	<i>2,366</i>	<i>33,890</i>										<i>.....</i>	<i>11,393</i>

Note: Details may not add to totals due to rounding.

(\*\*) Less than absolute value of \$500,000

... No Transactions



**Table 8. Trust Fund Impact on Budget Results and Investment Holdings as of January 31, 2017**

[\$ millions]

Classification	This Month			Fiscal Year to Date			Securities Held as Investments Current Fiscal Year		
	Receipts	Outlays	Excess	Receipts	Outlays	Excess	Beginning of		Close of
							This Year	This Month	
<b>Trust Receipts, Outlays, and Investments Held:</b>									
Airport and Airway	1,117	1,268	-152	4,064	4,604	-540	13,400	13,878	13,652
Black Lung Disability	40	15	25	141	70	70	.....	.....	.....
Federal Disability Insurance	16,178	12,266	3,912	52,699	48,189	4,510	45,880	46,481	50,646
Federal Employees Life and Health	.....	-463	463	.....	-866	866	68,896	69,299	69,763
Federal Employees Retirement	3,274	7,210	-3,936	25,724	28,262	-2,538	906,637	908,028	904,087
Federal Hospital Insurance	30,436	24,886	5,549	99,646	87,375	12,272	192,209	198,806	204,770
Federal Old-Age and Survivors Insurance	75,429	66,018	9,412	275,659	261,547	14,112	2,796,712	2,801,406	2,811,101
Federal Supplementary Medical Insurance	33,444	31,402	2,042	147,595	119,700	27,895	63,336	95,642	96,964
Hazardous Substance Superfund	3	118	-115	173	361	-188	4,797	4,650	4,513
Highways	3,259	2,969	290	11,640	16,455	-4,815	64,629	61,696	61,852
Military Advances	2,823	1,949	874	11,249	9,769	1,480	.....	.....	.....
Military Retirement	2,862	409	2,453	96,720	14,815	81,905	591,046	670,558	673,322
Railroad Retirement	1,341	1,307	33	3,193	4,767	-1,573	2,202	2,025	2,335
Unemployment	4,690	3,594	1,096	11,892	11,755	137	53,776	51,571	49,957
Veterans Life Insurance	11	79	-68	105	278	-174	5,950	5,849	5,776
All Other Trust	485	1,508	-1,023	1,955	2,869	-914	27,569	27,813	26,893
<b>Total Trust Fund Receipts and Outlays and Investments Held from Table 6-D</b>	<b>175,393</b>	<b>154,537</b>	<b>20,856</b>	<b>742,456</b>	<b>609,950</b>	<b>132,506</b>	<b>4,837,039</b>	<b>4,957,701</b>	<b>4,975,632</b>
Less: Interfund Transactions	60,981	60,981	.....	363,675	363,675	.....	.....	.....	.....
Trust Fund Receipts and Outlays on the Basis of Tables 4 & 5	114,412	93,556	20,856	378,781	246,275	132,506			
<b>Total Federal Fund Receipts and Outlays</b>	<b>229,893</b>	<b>199,492</b>	<b>30,401</b>	<b>706,295</b>	<b>995,740</b>	<b>-289,445</b>			
Less: Interfund Transactions	235	235	.....	235	235	.....			
Federal Fund Receipts and Outlays on the Basis of Table 4 & 5	229,657	199,256	30,401	706,060	995,505	-289,445			
<b>Net Budget Receipts &amp; Outlays</b>	<b>344,069</b>	<b>292,812</b>	<b>51,257</b>	<b>1,084,840</b>	<b>1,241,780</b>	<b>-156,939</b>			

Note: Details may not add to totals due to rounding.

Note: Interfund receipts and outlays are transactions between Federal funds and trust funds such as Federal payments and contributions, and interest and profits on investments in Federal securities. They have no net effect on overall budget

receipts and outlays since the receipt side of such transactions is offset against budget outlays. In this table, Interfund receipts are shown as an adjustment to arrive at total receipts and outlays of trust funds respectively. ... No Transactions

**Table 9. Summary of Receipts by Source, and Outlays by Function of the U.S. Government, January 2017 and Other Periods**

[\$ millions]			
Classification	This Month	Fiscal Year to Date	Comparable Period Prior Fiscal Year
<b>Receipts</b>			
Individual Income Taxes	197,231	550,068	532,792
Corporation Income Taxes	9,146	84,877	92,093
Social Insurance and Retirement Receipts:			
Employment and General Retirement	104,695	349,283	331,894
Unemployment Insurance	4,689	11,187	9,543
Other Retirement	370	1,416	1,276
Excise Taxes	5,116	24,493	25,991
Estate and Gift Taxes	2,427	7,233	7,303
Customs Duties	2,967	11,779	12,260
Miscellaneous Receipts	17,428	44,505	66,071
<b>Total</b>	<b>344,069</b>	<b>1,084,840</b>	<b>1,079,224</b>
<b>Net Outlays</b>			
National Defense	40,315	197,281	200,333
International Affairs	4,748	17,020	15,047
General Science, Space, and Technology	2,089	10,123	9,916
Energy	410	1,448	1,290
Natural Resources and Environment	3,462	13,323	11,973
Agriculture	1,239	21,430	19,090
Commerce and Housing Credit	784	-9,957	-2,030
Transportation	6,168	29,063	28,058
Community and Regional Development	2,387	9,316	6,425
Education, Training, Employment, and Social Services	10,617	28,997	31,580
Health	42,903	176,296	162,221
Medicare	45,687	172,760	187,038
Income Security	27,056	133,105	141,686
Social Security	78,281	309,728	300,864
Veterans Benefits and Services	7,410	51,245	55,452
Administration of Justice	5,840	20,046	17,518
General Government	-1,639	4,216	6,349
Net Interest	21,692	94,342	83,531
Undistributed Offsetting Receipts	-6,637	-38,002	-36,729
<b>Total</b>	<b>292,812</b>	<b>1,241,780</b>	<b>1,239,612</b>

Note: Details may not add to totals due to rounding.

# Explanatory Notes

## 1. Flow of Data into Monthly Treasury Statement

The *Monthly Treasury Statement (MTS)* is assembled from data in the central accounting system. The major sources of data include monthly accounting reports by Federal entities and disbursing officers, and daily reports from the Federal Reserve banks. These reports detail accounting transactions affecting receipts and outlays of the Federal Government and off-budget Federal entities, and their related effect on the assets and liabilities of the U.S. Government. Information is presented in the *MTS* on a modified cash basis.

## 2. Notes on Receipts

Receipts included in the report are classified into the following major categories: (1) budget receipts and (2) offsetting collections (also called applicable receipts). Budget receipts are collections from the public that result from the exercise of the Government's sovereign or governmental powers, excluding receipts offset against outlays. These collections, also called governmental receipts, consist mainly of tax receipts (including social insurance taxes), receipts from court fines, certain licenses, and deposits of earnings by the Federal Reserve System. Refunds of receipts are treated as deductions from gross receipts.

Offsetting collections are from other Government accounts or the public that are of a business-type or market-oriented nature. They are classified into two major categories: (1) offsetting collections credited to appropriations or fund accounts, and (2) offsetting receipts (i.e., amounts deposited in receipt accounts). Collections credited to appropriation or fund accounts normally can be used without appropriation action by Congress. These occur in two instances: (1) when authorized by law, amounts collected for materials or services are treated as reimbursements to appropriations and (2) in the three types of revolving funds (public enterprise, intra governmental, and trust); collections are netted against spending, and outlays are reported as the net amount.

Offsetting receipts in receipt accounts cannot be used without being appropriated. They are subdivided into two categories: (1) proprietary receipts - these collections are from the public and they are offset against outlays by agency and by function, and (2) intra governmental funds - these are payments into receipt accounts from Governmental appropriation or fund accounts. The transactions may be intrabudgetary when the payment and receipt both occur within the budget or from receipts from off-budget Federal entities in those cases where payment is made by a Federal entity whose budget authority and outlays are excluded from the budget totals.

Intrabudgetary transactions are subdivided into three categories: (1) interfund transactions, where the payments are from one fund group (either Federal funds or trust funds) to a receipt account in the other fund group; (2) Federal intrafund transactions, where the payments and receipts both occur within the Federal fund group; and (3) trust intrafund transactions, where the payments and receipts both occur within the trust fund group.

Offsetting receipts are generally deducted from budget authority and outlays by function, by subfunction, or by agency. There are four types of receipts, however, that are deducted from budget totals as undistributed offsetting receipts. They are: (1) agencies' payments (including payments by off-budget Federal entities) as employers into employees retirement funds, (2) interest received by trust funds, (3) rents and royalties on the Outer Continental Shelf lands, and (4) other interest (i.e., interest collected on Outer Continental Shelf money in deposit funds when such money is transferred into the budget).

## 3. Notes on Outlays

Outlays are generally accounted for on the basis of checks issued, electronic funds transferred, or cash payments made. Certain outlays do not require issuance of cash or checks. An example is charges made against appropriations for that part of employees' salaries withheld for taxes or savings bond allotments - these are counted as payments to the employee and credits for whatever purpose the money was withheld. Outlays are stated net of offsetting collections (including receipts of revolving and management funds) and of refunds. Interest on the public debt (public issues) is recognized on the accrual basis. Federal credit programs subject to the Federal Credit Reform Act of 1990 use the cash

basis of accounting and are divided into two components. The portion of the credit activities that involve a cost to the Government (mainly subsidies) is included within the budget program accounts. The remaining portion of the credit activities are in non-budget financing accounts. Outlays of off-budget Federal entities are excluded by law from budget totals. However, they are shown separately and combined with the on-budget outlays to display total Federal outlays.

## 4. Processing

The data on payments and collections are reported by account symbol into the central accounting system. In turn, the data are extracted from this system for use in the preparation of the *MTS*.

There are two major checks which are conducted to assure consistency of the data reported:

1. Verification of payment data. The monthly payment activity reported by Federal entities on the Statements of Transactions is compared to the payment activity of Federal entities as reported by disbursing officers.
2. Verification of collection data. Reported collections appearing on Statements of Transactions are compared to deposits as reported by Federal Reserve Banks.

## 5. Other Sources of Information About Federal Government Financial Activities

- *A Glossary of Terms Used in the Federal Budget Process, 2005* (Available from the U.S. Government Accountability Office, at calling 202-512-6000. This glossary provides a basic reference document of standardized definitions of terms used by the Federal Government in the budget making process).
- *Daily Treasury Statement* (Available on the internet at <http://www.fms.treas.gov/dts/>). The *Daily Treasury Statement* is published each working day of the Federal Government and provides data on the cash and debt operations of the Treasury.
- *Monthly Statement of the Public Debt of the United States* (Available on the internet at <http://www.treasurydirect.gov/govt/reports/pd/mspd/mspd.htm>). This publication provides detailed information concerning the public debt.
- *Treasury Bulletin* (Available from GPO, Washington, D.C. 20401 on a subscription or single copy and on the internet at [http://www.fiscal.treasury.gov/fsreports/rpt/treasBulletin/treasBulletin\\_home.htm](http://www.fiscal.treasury.gov/fsreports/rpt/treasBulletin/treasBulletin_home.htm)). Quarterly, contains a mix of narrative, tables, and charts on Treasury issues, Federal financial operations, international statistics, and special reports.
- *Budget of the United States Government, Fiscal Year 20\_\_* (Available from GPO, Washington, D.C. 20401 on a subscription basis only and on the internet at <http://www.access.gpo.gov/usbudget>). This publication is a single volume which provides budget information and contains:
  - *Appendix, The Budget of the United States Government, FY 20\_\_*
  - *The United States Budget in Brief, FY 20\_\_*
  - *Analytical Perspectives*
  - *Historical Tables*
- *Combined Statement of Receipts, Outlays, and Balances of the United States Government* (Available from Bureau of the Fiscal Service, U.S. Department of Treasury, Washington, D.C. 20227 and on the internet at [http://www.fiscal.treasury.gov/fsreports/rpt/combStmt/combStmt\\_home.htm](http://www.fiscal.treasury.gov/fsreports/rpt/combStmt/combStmt_home.htm)). This report includes budgetary results at the summary level and presents individual receipt and appropriation accounts at the detail level.

**Scheduled Release**

**The release date for the February 2017 Statement  
will be 2:00 p.m. EST March 10, 2017.**

Internet service subscribers can access the current issue of the Monthly Treasury Statement through the  
Bureau of the Fiscal Service's website:

[http://www.fiscal.treasury.gov/fsreports/rpt/mthTreasStmnt/mthTreasStmnt\\_home.htm](http://www.fiscal.treasury.gov/fsreports/rpt/mthTreasStmnt/mthTreasStmnt_home.htm)