



# Monthly Treasury Statement

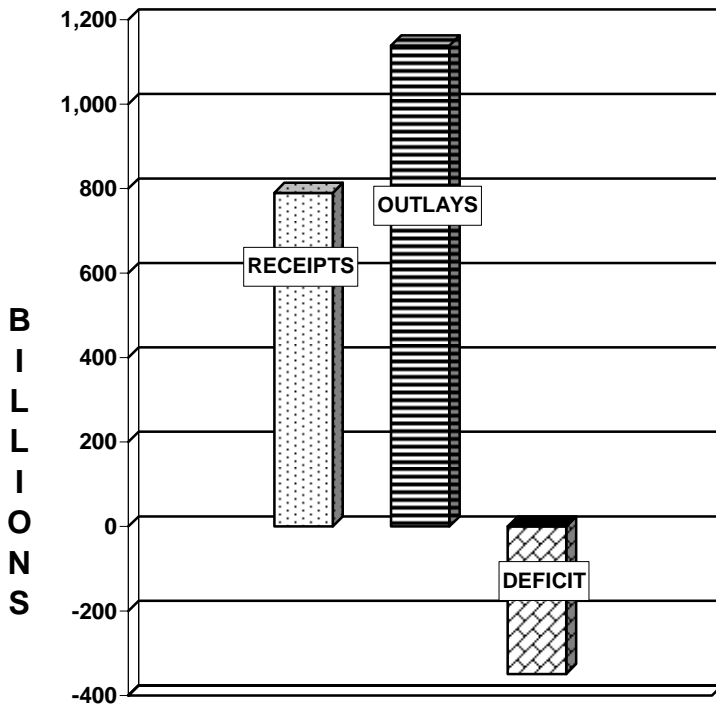
of Receipts and Outlays  
of the United States Government

For Fiscal Year 2012 Through **January 31, 2012** and Other Periods

## Highlight

**Military active duty and retirement pay, veterans' benefits and supplemental security income payments for January 1, 2012 were accelerated to December 30, 2011.**

### RECEIPTS, OUTLAYS, AND SURPLUS/DEFICIT THROUGH JANUARY 2012



#### Contents

Summary, page 2

Receipts, page 6

Outlays, page 7

Means of financing, page 20

Receipts/outlays by month, page 32

Federal trust funds/securities, page 34

Receipts by source/outlays by  
function, page 34

Explanatory notes, page 35

Compiled and Published by

*Department of the Treasury*  
**Financial Management Service**



# Introduction

The *Monthly Treasury Statement of Receipts and Outlays of the United States Government (MTS)* is prepared by the Financial Management Service, Department of the Treasury, and after approval by the Fiscal Assistant Secretary of the Treasury; is normally released on the 8th workday of the month following the reporting month. The publication is based on data provided by Federal entities, disbursing officers, and Federal Reserve banks.

## AUDIENCE

The *MTS* is published to meet the needs of those responsible for or interested in the cash position of the Treasury, those who are responsible or interested in the Government's budget results; and individuals and businesses whose operations depend upon or are related to the Government's financial operations.

## DISCLOSURE STATEMENT

This statement summarizes the financial activities of the Federal Government and off-budget Federal entities conducted in accordance with the Budget of the U.S. Government, i.e., receipts and outlays of funds, the surplus or deficit, and the means of financing the deficit or disposing of the surplus. Information is presented on a modified cash basis; receipts are accounted for on the basis of collections; refunds of receipts are treated as deductions from gross receipts; revolving and

management fund receipts, reimbursements and refunds of monies previously expended are treated as deductions from gross outlays; and interest on the public debt (public issues) is recognized on the accrual basis. Major information sources include accounting data reported by Federal entities, disbursing officers, and Federal Reserve banks.

## TRIAD OF PUBLICATIONS

The *MTS* is part of a triad of Treasury financial reports. The *Daily Treasury Statement* is published each working day of the Federal Government. It provides data on the cash and debt operations of the Treasury based upon reporting of the Treasury account balances by Federal Reserve banks. The *MTS* is a report of Government receipts and outlays, based on agency reporting. The *Combined Statement of Receipts, Outlays, and Balances of the United States Government* is the official publication of the detailed receipts and outlays of the Government. It is published annually in accordance with legislative mandates given to the Secretary of the Treasury.

## DATA SOURCES AND INFORMATION

The Explanatory Notes section of this publication provides information concerning the flow of data into the *MTS* and sources of information relevant to the *MTS*.

**Table 1. Summary of Receipts, Outlays, and the Deficit/Surplus of the U.S. Government, Fiscal Years 2011 and 2012, by Month**

[\$ millions]			
Period	Receipts	Outlays	Deficit/Surplus (-)
<b>FY 2011</b>			
October.....	145,951	286,384	140,432
November.....	148,970	299,364	150,394
December.....	236,875	315,009	78,134
January.....	226,550	276,346	49,796
February.....	110,656	333,163	222,507
March.....	150,894	339,048	188,154
April.....	289,543	329,929	40,387
May.....	174,936	232,577	57,641
June.....	249,658	292,738	43,080
July.....	159,063	288,439	129,376
August.....	169,246	303,388	134,143
September.....	240,153	302,911	62,758
Year-to-Date.....	2,302,495	3,599,297	1,296,803
<b>FY 2012</b>			
October.....	163,072	261,539	98,466
November.....	152,402	289,704	137,302
December.....	239,963	325,930	85,967
January.....	234,319	261,731	27,412
Year-to-Date.....	789,756	1,138,903	349,147

Note: Details may not add to total due to rounding.

**Table 2. Summary of Budget and Off-Budget Results and Financing of the U.S. Government, January 2012 and Other Periods**

[\$ millions]					
Classification	This Month	Current Fiscal Year to Date	Budget Estimates Full Fiscal Year <sup>1</sup>	Prior Fiscal Year to Date (2011)	Budget Estimates Next Fiscal Year (2013) <sup>1</sup>
<b>Total On-Budget and Off-Budget Results:</b>					
Total Receipts.....	234,319	789,756	2,673,576	758,347	2,964,407
On-Budget Receipts.....	178,871	614,897	2,022,384	567,470	2,242,992
Off-Budget Receipts.....	55,448	174,859	651,192	190,877	721,415
Total Outlays.....	261,731	1,138,903	3,670,035	1,177,103	3,693,071
On-Budget Outlays.....	217,658	999,581	3,082,762	1,018,894	3,034,486
Off-Budget Outlays.....	44,073	139,323	587,273	158,209	658,585
Total Surplus (+) or Deficit (-).....	-27,412	-349,147	<sup>2</sup> -996,459	-418,756	<sup>3</sup> -647,519
On-Budget Surplus (+) or Deficit (-).....	-38,787	-384,684	<sup>2</sup> -1,020,374	-451,424	<sup>3</sup> -710,349
Off-Budget Surplus (+) or Deficit (-).....	11,375	35,537	63,919	32,667	62,830
Total On-Budget and Off-Budget Financing.....	27,412	349,147	996,459	418,756	647,519
<b>Means of Financing:</b>					
Borrowing from the Public.....	124,724	450,689	1,043,373	461,243	818,345
Reduction of Operating Cash, Increase (-).....	-72,859	-100,506	.....	-39,306	.....
By Other Means.....	-24,453	-1,036	-86,918	-3,181	-170,826

<sup>1</sup>These estimates are based on the *FY 2012 Mid-Session Review*, released by the Office of Management and Budget on September 1, 2011.

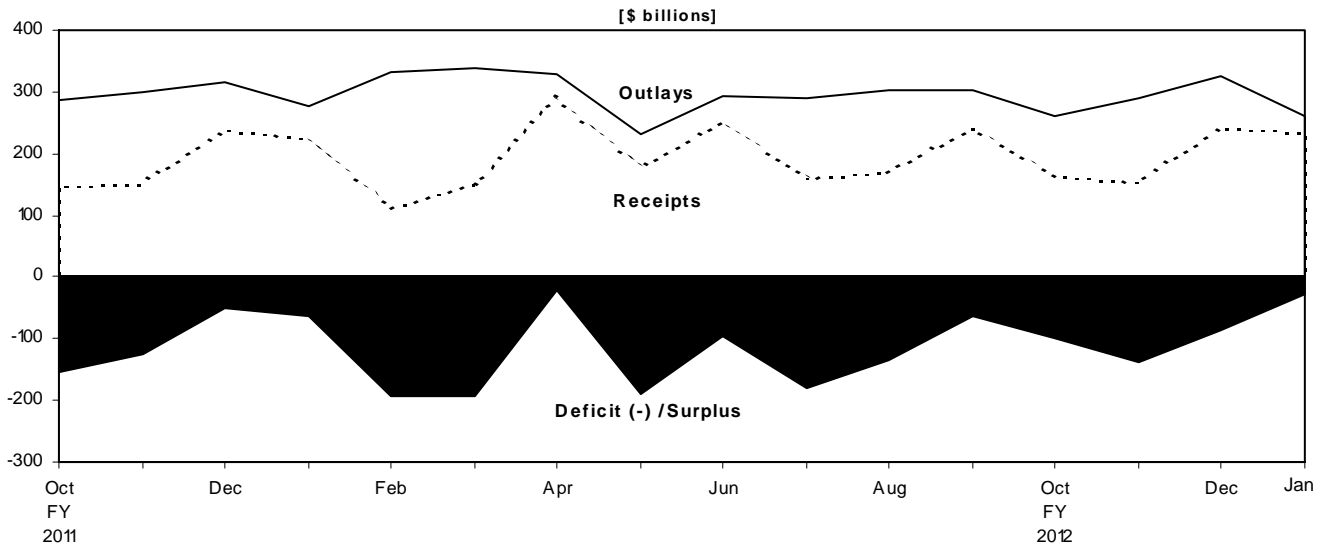
<sup>3</sup>Includes the effects of the deficit reduction allowance of \$81,145 million for FY 2013.

... No Transactions

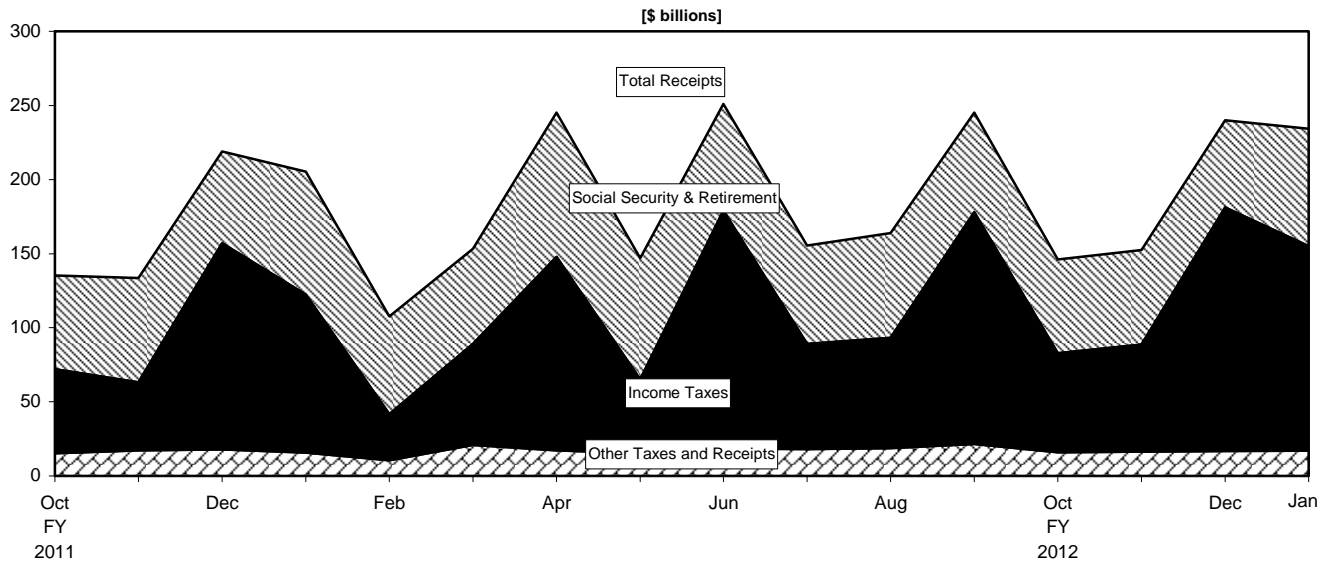
<sup>2</sup>Includes the effects of the deficit reduction allowance of \$40,004 million for FY 2012.

Note: Details may not add to totals due to rounding.

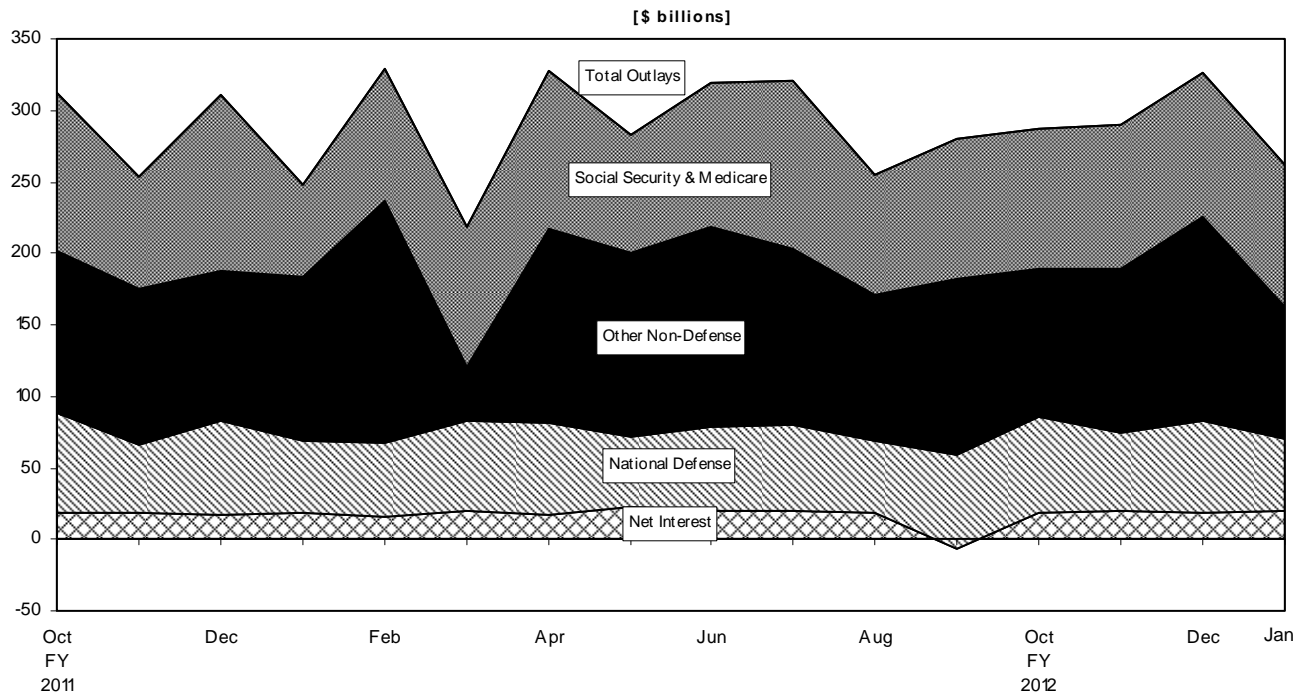
**Figure 1. Monthly Receipts, Outlays, and Budget Deficit/Surplus of the U.S. Government, Fiscal Years 2011 and 2012**



**Figure 2. Monthly Receipts of the U.S. Government, by Source, Fiscal Years 2011 and 2012**



**Figure 3. Monthly Outlays of the U.S. Government, by Function, Fiscal Years 2011 and 2012**



**Table 3. Summary of Receipts and Outlays of the U.S. Government, January 2012 and Other Periods**

Classification	[\$ millions]			
	This Month	Current Fiscal Year to Date	Comparable Prior Period Year to Date	Budget Estimates Full Fiscal Year <sup>1</sup>
<b>Budget Receipts</b>				
Individual Income Taxes .....	133,424	403,794	384,994	1,208,547
Corporation Income Taxes .....	4,549	60,162	39,577	332,820
Social Insurance and Retirement Receipts:				
Employment and General Retirement (Off-Budget) .....	55,448	174,859	190,877	651,192
Employment and General Retirement (On-Budget) .....	19,375	67,685	62,960	204,149
Unemployment Insurance .....	4,169	15,502	11,955	54,963
Other Retirement .....	290	1,248	1,401	4,050
Excise Taxes .....	5,771	23,569	21,907	79,279
Estate and Gift Taxes .....	947	3,938	-81	12,365
Customs Duties .....	2,268	9,955	9,794	33,552
Miscellaneous Receipts .....	8,079	29,044	34,963	92,659
<b>Total Receipts</b> .....	<b>234,319</b>	<b>789,756</b>	<b>758,347</b>	<b>2,673,576</b>
(On-Budget) .....	178,871	614,897	567,470	2,022,384
(Off-Budget) .....	55,448	174,859	190,877	651,192
<b>Budget Outlays</b>				
Legislative Branch .....	366	1,557	1,623	5,318
Judicial Branch .....	572	2,276	2,326	7,555
Department of Agriculture .....	13,496	56,574	253,479	149,134
Department of Commerce .....	811	3,582	3,413	11,314
Department of Defense-Military Programs .....	47,420	219,691	2234,144	708,112
Department of Education .....	367	17,508	30,896	78,082
Department of Energy .....	2,593	11,644	11,477	42,662
Department of Health and Human Services .....	63,424	258,780	287,140	882,845
Department of Homeland Security .....	3,397	17,732	15,344	44,859
Department of Housing and Urban Development .....	3,626	15,817	16,714	46,873
Department of the Interior .....	940	4,185	4,547	13,924
Department of Justice .....	2,463	10,661	10,634	31,947
Department of Labor .....	10,321	37,503	48,479	89,407
Department of State .....	1,796	9,372	8,065	32,729
Department of Transportation .....	4,897	25,646	26,354	80,732
Department of the Treasury:				
Interest on Treasury Debt Securities (Gross) .....	21,106	168,700	169,362	466,449
Other .....	4,163	25,940	25,405	95,495
Department of Veterans Affairs .....	5,732	36,235	39,391	127,850
Corps of Engineers .....	580	2,899	3,731	8,243
Other Defense Civil Programs .....	1,049	14,537	17,886	52,200
Environmental Protection Agency .....	910	3,335	3,918	9,370
Executive Office of the President .....	29	120	157	468
General Services Administration .....	-5	451	443	1,982
International Assistance Program .....	3,088	9,195	5,482	25,630
National Aeronautics and Space Administration .....	975	5,399	5,859	18,667
National Science Foundation .....	564	2,280	2,248	7,519
Office of Personnel Management .....	6,946	25,924	24,472	76,622
Small Business Administration .....	101	411	499	1,174
Social Security Administration .....	64,416	261,761	255,580	822,867
Other Independent Agencies .....	3,244	15,719	-3,800	39,100
Allowances .....	.....	.....	.....	-31,073
Undistributed Offsetting Receipts:				
Interest .....	-1,058	-85,409	-89,038	-180,085
Other .....	-6,598	-41,119	-39,124	-97,936
<b>Total Outlays</b> .....	<b>261,731</b>	<b>1,138,903</b>	<b>1,177,103</b>	<b>3,670,035</b>
(On-Budget) .....	217,658	999,581	1,018,894	3,082,762
(Off-Budget) .....	44,073	139,323	158,209	587,273
<b>Surplus (+) or Deficit (-)</b> .....	<b>-27,412</b>	<b>-349,147</b>	<b>-418,756</b>	<b><sup>3</sup>-996,459</b>
(On-Budget) .....	-38,787	-384,684	-451,424	<sup>3</sup> -1,020,374
(Off-Budget) .....	11,375	35,537	32,667	63,919

<sup>1</sup>These estimates are based on the *FY 2012 Mid-Session Review*, released by the Office of Management and Budget on September 1, 2011.

<sup>2</sup>Outlays have been increased for the Department of Agriculture and correspondingly decreased by \$4 million for the Department of Defense-Military Programs to reflect additional reporting by the Department of Agriculture for the month of September 2011.

<sup>3</sup>Includes the effects of the deficit reduction allowance of \$40,004 million for FY 2012.

... No Transactions

Note: Details may not add to totals due to rounding.

**Table 4. Receipts of the U.S. Government, January 2012 and Other Periods**

Classification	[\$ millions]								
	This Month			Current Fiscal Year to Date			Prior Fiscal Year to Date		
	Gross Receipts	Refunds (Deduct)	Receipts	Gross Receipts	Refunds (Deduct)	Receipts	Gross Receipts	Refunds (Deduct)	Receipts
<b>Individual Income Taxes:</b>									
Withheld.....	89,909			348,690			339,490		
Presidential Election Campaign Fund.....	(**)			2			2		
Other.....	50,103			80,363			74,518		
<b>Total--Individual Income Taxes.....</b>	<b>140,012</b>	<b>6,588</b>	<b>133,424</b>	<b>429,056</b>	<b>25,262</b>	<b>403,794</b>	<b>414,010</b>	<b>29,016</b>	<b>384,994</b>
<b>Corporation Income Taxes.....</b>	<b>8,019</b>	<b>3,470</b>	<b>4,549</b>	<b>76,283</b>	<b>16,121</b>	<b>60,162</b>	<b>70,454</b>	<b>30,877</b>	<b>39,577</b>
<b>Social Insurance and Retirement Receipts:</b>									
<b>Employment and General Retirement:</b>									
<b>Federal Old-Age and Survivors Ins. Trust Fund:</b>									
Federal Insurance Contributions Act Taxes.....	42,957		42,957	150,145		150,145	168,814		168,814
Self-Employment Contributions Act Taxes.....	4,440		4,440	5,014		5,014	5,790		5,790
Adjustments Attributable to Prior Years.....				-5,690		-5,690	-11,402		-11,402
<b>Total--FOASI Trust Fund.....</b>	<b>47,397</b>		<b>47,397</b>	<b>149,469</b>		<b>149,469</b>	<b>163,202</b>		<b>163,202</b>
<b>Federal Disability Insurance Trust Fund:</b>									
Federal Insurance Contributions Act Taxes.....	7,297		7,297	25,504		25,504	28,625		28,625
Self-Employment Contributions Act Taxes.....	754		754	851		851	984		984
Adjustments Attributable to Prior Years.....				-965		-965	-1,935		-1,935
<b>Total--FDI Trust Fund.....</b>	<b>8,051</b>		<b>8,051</b>	<b>25,390</b>		<b>25,390</b>	<b>27,674</b>		<b>27,674</b>
<b>Federal Hospital Insurance Trust Fund:</b>									
Federal Insurance Contributions Act Taxes.....	16,601		16,601	64,514		64,514	62,317		62,317
Self-Employment Contributions Act Taxes.....	2,377		2,377	2,685		2,685	2,541		2,541
Adjustments Attributable to Prior Years.....				-1,001		-1,001	-3,446		-3,446
<b>Total--FHI Trust Fund.....</b>	<b>18,978</b>		<b>18,978</b>	<b>66,198</b>		<b>66,198</b>	<b>61,412</b>		<b>61,412</b>
<b>Railroad Retirement :</b>									
Rail Pension and Supplemental Annuity.....	221	(**)	221	750	1	750	772	(**)	772
Social Security Equivalent Account.....	176	(**)	176	738	1	737	776	(**)	776
<b>Total--Employment and General Retirement.....</b>	<b>74,823</b>	<b>(**)</b>	<b>74,823</b>	<b>242,545</b>	<b>1</b>	<b>242,544</b>	<b>253,837</b>	<b>(**)</b>	<b>253,837</b>
<b>Unemployment Insurance:</b>									
Deposits by States.....	1,875		1,875	12,559		12,559	10,106		10,106
Federal Unemployment Tax Act Taxes.....	2,248	-1	2,248	2,847	8	2,839	1,813	13	1,799
Railroad Unemployment Taxes.....	45		45	104		104	49		49
<b>Total--Unemployment Insurance.....</b>	<b>4,168</b>	<b>-1</b>	<b>4,169</b>	<b>15,510</b>	<b>8</b>	<b>15,502</b>	<b>11,968</b>	<b>13</b>	<b>11,955</b>
<b>Other Retirement:</b>									
Federal Employees Retirement - Employee Share.....	288		288	1,239		1,239	1,391		1,391
Non-Federal Employees Retirement.....	2		2	9		9	10		10
<b>Total--Other Retirement.....</b>	<b>290</b>		<b>290</b>	<b>1,248</b>		<b>1,248</b>	<b>1,401</b>		<b>1,401</b>
<b>Total--Social Insurance and Retirement Receipts.....</b>	<b>79,281</b>	<b>-1</b>	<b>79,281</b>	<b>259,304</b>	<b>10</b>	<b>259,294</b>	<b>267,206</b>	<b>13</b>	<b>267,192</b>
<b>Excise Taxes:</b>									
Miscellaneous Excise Taxes.....	1,947	164	1,783	9,496	707	8,789	9,305	609	8,696
Airport and Airway Trust Fund.....	870		870	3,241		3,241	2,942		2,942
Highway Trust Fund.....	3,071		3,071	11,365		11,365	10,100		10,100
Black Lung Disability Trust Fund.....	47		47	174		174	169		169
<b>Total--Excise Taxes.....</b>	<b>5,935</b>	<b>164</b>	<b>5,771</b>	<b>24,276</b>	<b>707</b>	<b>23,569</b>	<b>22,516</b>	<b>609</b>	<b>21,907</b>
<b>Estate and Gift Taxes.....</b>	<b>961</b>	<b>14</b>	<b>947</b>	<b>4,068</b>	<b>130</b>	<b>3,938</b>	<b>1,201</b>	<b>1,281</b>	<b>-81</b>
<b>Customs Duties.....</b>	<b>2,638</b>	<b>370</b>	<b>2,268</b>	<b>10,892</b>	<b>936</b>	<b>9,955</b>	<b>10,151</b>	<b>357</b>	<b>9,794</b>
<b>Miscellaneous Receipts:</b>									
Deposits of Earnings by Federal Reserve Banks.....	6,504		6,504	22,359		22,359	27,848		27,848
Universal Service Fund.....	790		790	3,071		3,071	2,787		2,787
All Other.....	787	1	785	3,623	9	3,615	4,343	15	4,328
<b>Total -- Miscellaneous Receipts.....</b>	<b>8,080</b>	<b>1</b>	<b>8,079</b>	<b>29,053</b>	<b>9</b>	<b>29,044</b>	<b>34,978</b>	<b>15</b>	<b>34,963</b>
<b>Total -- Receipts.....</b>	<b>244,925</b>	<b>10,606</b>	<b>234,319</b>	<b>832,931</b>	<b>43,175</b>	<b>789,756</b>	<b>820,515</b>	<b>62,168</b>	<b>758,347</b>
<b>Total -- On-Budget.....</b>	<b>189,477</b>	<b>10,606</b>	<b>178,871</b>	<b>658,072</b>	<b>43,175</b>	<b>614,897</b>	<b>629,639</b>	<b>62,168</b>	<b>567,470</b>
<b>Total -- Off-Budget.....</b>	<b>55,448</b>		<b>55,448</b>	<b>174,859</b>		<b>174,859</b>	<b>190,877</b>		<b>190,877</b>

... No Transactions

(\*\*) Less than \$500,000

Note: Details may not add to totals due to rounding.

**Table 5. Outlays of the U.S. Government, January 2012 and Other Periods**

Classification	[\$ millions]								
	This Month			Current Fiscal Year to Date			Prior Fiscal Year to Date		
	Gross Outlays	Applicable Receipts	Outlays	Gross Outlays	Applicable Receipts	Outlays	Gross Outlays	Applicable Receipts	Outlays
<b>Legislative Branch:</b>									
Senate .....	71	1	70	303	2	301	308	1	307
House of Representatives.....	117	(**)	117	484	1	483	477	(**)	477
Joint Items .....	1	.....	1	6	.....	6	6	.....	6
Capitol Police.....	26	.....	26	113	.....	113	134	.....	134
Congressional Budget Office.....	3	.....	3	16	.....	16	16	.....	16
Architect of the Capitol.....	44	(**)	44	183	1	182	173	1	172
Library of Congress .....	43	(**)	43	228	2	226	229	3	226
Government Printing Office.....	26	.....	26	32	.....	32	55	.....	55
Government Accountability Office.....	39	.....	39	179	.....	179	196	.....	196
United States Tax Court.....	4	.....	4	16	.....	16	17	.....	17
Other Legislative Branch Agencies.....	-7	.....	-7	20	.....	20	30	.....	30
Proprietary Receipts from the Public.....	.....	1	-1	.....	8	-8	.....	8	-8
Intrabudgetary Transaction.....	(**)	.....	(**)	-10	.....	-10	-5	.....	-5
<b>Total--Legislative Branch.....</b>	<b>368</b>	<b>2</b>	<b>366</b>	<b>1,570</b>	<b>13</b>	<b>1,557</b>	<b>1,636</b>	<b>13</b>	<b>1,623</b>
<b>Judicial Branch:</b>									
Supreme Court of the United States .....	7	.....	7	28	.....	28	32	.....	32
Courts of Appeals, District Courts, and Other									
Judicial Services.....	562	.....	562	2,261	.....	2,261	2,295	.....	2,295
Other .....	103	.....	103	158	.....	158	56	.....	56
Proprietary Receipts from the Public.....	.....	15	-15	.....	44	-44	.....	32	-32
Intrabudgetary Transactions .....	-85	.....	-85	-127	.....	-127	-25	.....	-25
<b>Total--Judicial Branch.....</b>	<b>587</b>	<b>15</b>	<b>572</b>	<b>2,320</b>	<b>44</b>	<b>2,276</b>	<b>2,358</b>	<b>32</b>	<b>2,326</b>
<b>Department of Agriculture:</b>									
Agricultural Research Service.....	100	.....	100	410	.....	410	428	.....	428
National Institute of Food and Agriculture:									
Research and Education Activities.....	45	.....	45	234	.....	234	205	.....	205
Extension Activities.....	29	.....	29	157	.....	157	132	.....	132
Other .....	8	.....	8	29	.....	29	26	.....	26
Animal and Plant Health Inspection Service .....	74	.....	74	346	.....	346	371	.....	371
Food Safety and Inspection Service .....	62	.....	62	331	.....	331	346	.....	346
Agricultural Marketing Service .....	87	.....	87	361	.....	361	678	.....	678
Risk Management Agency:									
Administrative and Operating Expenses.....	8	.....	8	29	.....	29	27	.....	27
Federal Crop Insurance Corporation Fund.....	1,382	19	1,364	5,561	2,927	2,634	2,365	1,947	418
Farm Service Agency:									
Salaries and Expenses.....	125	.....	125	410	.....	410	522	.....	522
USDA Supplemental Assistance.....	(**)	.....	(**)	(**)	.....	(**)	20	.....	20
Agricultural Disaster Relief Fund.....	99	.....	99	233	.....	233	542	.....	542
Commodity Credit Corporation .....	2,226	1,934	291	13,664	4,359	9,305	15,792	4,796	10,996
Tobacco Trust Fund.....	7	.....	7	241	.....	241	237	.....	237
Agricultural Credit Insurance Fund.....	11	30	-19	111	95	16	46	116	-70
Other .....	3	.....	3	14	.....	14	16	.....	16
<b>Total--Farm Service Agency.....</b>	<b>2,471</b>	<b>1,964</b>	<b>507</b>	<b>14,673</b>	<b>4,454</b>	<b>10,219</b>	<b>17,174</b>	<b>4,912</b>	<b>12,262</b>
Natural Resources Conservation Service:									
Conservation Operations .....	105	.....	105	362	.....	362	314	.....	314
Farm Security and Rural Investment Programs .....	341	.....	341	1,247	.....	1,247	1,108	.....	1,108
Other .....	12	.....	12	72	.....	72	126	.....	126
Rural Development.....	-278	.....	-278	-186	.....	-186	221	.....	221
Rural Housing Service:									
Rural Housing Insurance Fund .....	330	54	276	466	213	253	42	234	-192
Rental Assistance Program .....	92	.....	92	366	.....	366	353	.....	353
Other .....	22	.....	22	75	.....	75	90	.....	90
Rural Utilities Service:									
Rural Electrification and Telecommunications Fund .....	44	-30	74	90	687	-597	106	1,123	-1,017
Other .....	126	31	95	552	94	458	347	88	259
Foreign Agricultural Service.....	174	.....	174	587	.....	587	693	.....	693
Food and Nutrition Service:									
Supplemental Nutrition Assistance Program.....	6,916	.....	6,916	27,139	.....	27,139	25,241	.....	25,241
Child Nutrition Programs.....	2,142	.....	2,142	7,416	.....	7,416	6,388	.....	6,388
Special Supplemental Nutrition Program for									
Women, Infants, and Children (WIC) .....	576	.....	576	2,352	.....	2,352	2,297	.....	2,297
Other .....	74	.....	74	221	.....	221	216	.....	216
<b>Total--Food and Nutrition Service.....</b>	<b>9,709</b>	<b>.....</b>	<b>9,709</b>	<b>37,127</b>	<b>.....</b>	<b>37,127</b>	<b>34,143</b>	<b>.....</b>	<b>34,143</b>
Forest Service:									
National Forest System.....	102	.....	102	493	.....	493	516	.....	516
Capital Improvement and Maintenance .....	34	.....	34	228	.....	228	361	.....	361
Wildland Fire Management.....	102	.....	102	636	.....	636	629	.....	629
Forest Service Permanent Appropriations .....	317	.....	317	365	.....	365	447	.....	447
Other .....	37	.....	37	276	.....	276	303	.....	303
<b>Total--Forest Service.....</b>	<b>592</b>	<b>.....</b>	<b>592</b>	<b>1,998</b>	<b>.....</b>	<b>1,998</b>	<b>2,257</b>	<b>.....</b>	<b>2,257</b>
Other .....	58	5	53	288	14	274	495	18	477
Proprietary Receipts from the Public.....	.....	103	-103	.....	284	-284	.....	242	-242
Intrabudgetary Transactions .....	47	.....	47	72	.....	72	-3	.....	-3
<b>Total--Department of Agriculture.....</b>	<b>15,642</b>	<b>2,145</b>	<b>13,496</b>	<b>65,247</b>	<b>8,673</b>	<b>56,574</b>	<b>62,042</b>	<b>8,564</b>	<b>53,479</b>

**Table 5. Outlays of the U.S. Government, January 2012 and Other Periods - Continued**

Classification	[\$ millions]								
	This Month			Current Fiscal Year to Date			Prior Fiscal Year to Date		
	Gross Outlays	Applicable Receipts	Outlays	Gross Outlays	Applicable Receipts	Outlays	Gross Outlays	Applicable Receipts	Outlays
<b>Department of Commerce:</b>									
Economic Development Administration .....	36	(**)	36	139	(**)	139	157	5	152
Bureau of the Census .....	79	.....	79	422	.....	422	683	.....	683
International Trade Administration .....	28	.....	28	133	.....	133	139	.....	139
National Oceanic and Atmospheric Administration .....	457	(**)	457	1,801	48	1,753	1,708	2	1,706
National Institute of Standards and Technology.....	95	.....	95	396	.....	396	341	.....	341
National Telecommunication and Information Administration.....	100	.....	100	517	.....	517	190	.....	190
Other .....	29	9	20	241	18	223	165	15	150
Proprietary Receipts from the Public.....	.....	-3	3	.....	-5	5	.....	-13	13
Intrabudgetary Transactions .....	-6	.....	-6	-6	.....	-6	39	.....	39
<b>Total--Department of Commerce .....</b>	<b>817</b>	<b>6</b>	<b>811</b>	<b>3,643</b>	<b>61</b>	<b>3,582</b>	<b>3,422</b>	<b>9</b>	<b>3,413</b>
<b>Department of Defense--Military Programs:</b>									
<b>Military Personnel:</b>									
Department of the Army.....	2,632	.....	2,632	23,404	.....	23,404	28,073	.....	28,073
Department of the Navy.....	2,191	.....	2,191	16,660	.....	16,660	17,579	.....	17,579
Department of the Air Force.....	1,738	.....	1,738	12,417	.....	12,417	13,432	.....	13,432
Defense Agencies.....	.....	.....	.....	5,376	.....	5,376	4,950	.....	4,950
<b>Total--Military Personnel .....</b>	<b>6,560</b>	<b>.....</b>	<b>6,560</b>	<b>57,857</b>	<b>.....</b>	<b>57,857</b>	<b>64,034</b>	<b>.....</b>	<b>64,034</b>
<b>Operation and Maintenance:</b>									
Department of the Army.....	7,445	.....	7,445	31,217	.....	31,217	34,216	.....	34,216
Department of the Navy.....	4,808	.....	4,808	18,474	.....	18,474	17,472	.....	17,472
Department of the Air Force.....	4,494	.....	4,494	18,973	.....	18,973	18,343	.....	18,343
Defense Agencies.....	5,052	.....	5,052	20,965	.....	20,965	21,429	.....	21,429
<b>Total--Operation and Maintenance .....</b>	<b>21,799</b>	<b>.....</b>	<b>21,799</b>	<b>89,629</b>	<b>.....</b>	<b>89,629</b>	<b>91,460</b>	<b>.....</b>	<b>91,460</b>
<b>International Reconstruction and Other Assistance:</b>									
Department of the Army.....	(**)	.....	(**)	(**)	.....	(**)	1	.....	1
<b>Procurement:</b>									
Department of the Army.....	2,258	.....	2,258	12,345	.....	12,345	13,688	.....	13,688
Department of the Navy.....	2,742	.....	2,742	13,846	.....	13,846	14,450	.....	14,450
Department of the Air Force.....	7,328	.....	7,328	13,362	.....	13,362	14,399	.....	14,399
Defense Agencies.....	670	.....	670	2,798	.....	2,798	2,580	.....	2,580
<b>Total--Procurement .....</b>	<b>12,997</b>	<b>.....</b>	<b>12,997</b>	<b>42,351</b>	<b>.....</b>	<b>42,351</b>	<b>45,117</b>	<b>.....</b>	<b>45,117</b>
<b>Research, Development, Test, and Evaluation:</b>									
Department of the Army.....	704	.....	704	2,969	.....	2,969	3,516	.....	3,516
Department of the Navy.....	1,233	.....	1,233	5,224	.....	5,224	5,988	.....	5,988
Department of the Air Force.....	945	.....	945	7,474	.....	7,474	8,065	.....	8,065
Defense Agencies.....	1,488	.....	1,488	5,926	.....	5,926	6,208	.....	6,208
<b>Total--Research, Development, Test, and Evaluation .....</b>	<b>4,371</b>	<b>.....</b>	<b>4,371</b>	<b>21,592</b>	<b>.....</b>	<b>21,592</b>	<b>23,777</b>	<b>.....</b>	<b>23,777</b>
<b>Military Construction:</b>									
Department of the Army.....	336	.....	336	1,773	.....	1,773	1,966	.....	1,966
Department of the Navy.....	229	.....	229	899	.....	899	841	.....	841
Department of the Air Force.....	131	.....	131	559	.....	559	594	.....	594
Defense Agencies.....	458	.....	458	2,197	.....	2,197	3,585	.....	3,585
<b>Total--Military Construction .....</b>	<b>1,154</b>	<b>.....</b>	<b>1,154</b>	<b>5,427</b>	<b>.....</b>	<b>5,427</b>	<b>6,986</b>	<b>.....</b>	<b>6,986</b>
<b>Family Housing:</b>									
Department of the Army.....	36	.....	36	180	.....	180	194	.....	194
Department of the Navy.....	29	.....	29	127	.....	127	167	.....	167
Department of the Air Force.....	48	.....	48	300	.....	300	368	.....	368
Defense Agencies.....	36	18	18	155	46	109	492	95	397
<b>Revolving and Management Funds:</b>									
Department of the Navy.....	105	.....	105	556	.....	556	490	.....	490
<b>Defense Agencies:</b>									
Working Capital Fund .....	171	.....	171	1,398	.....	1,398	1,027	.....	1,027
Other.....	23	.....	23	121	.....	121	174	.....	174
Allowances .....	-2	.....	-2	1	.....	1	-5	.....	-5
<b>Trust Funds:</b>									
Department of the Army.....	1	.....	1	2	.....	2	1	.....	1
Department of the Navy.....	3	.....	3	9	.....	9	8	.....	8
Department of the Air Force.....	(**)	.....	(**)	(**)	.....	(**)	4	(**)	4
Defense Agencies.....	33	.....	33	80	.....	80	62	.....	62
<b>Proprietary Receipts from the Public:</b>									
Department of the Army.....	.....	-498	498	.....	-379	379	.....	1-25	25
Department of the Navy.....	.....	20	-20	.....	153	-153	.....	28	-28
Department of the Air Force.....	.....	326	-326	.....	268	-268	.....	-24	24
Defense Agencies.....	.....	-7	7	.....	312	-312	.....	210	-210
<b>Intrabudgetary Transactions:</b>									
Department of the Army.....	4	.....	4	297	.....	297	-5	.....	-5
Department of the Navy.....	-2	.....	-2	(**)	.....	(**)	15	.....	15
Department of the Air Force.....	-101	.....	-101	-11	.....	-11	98	.....	98
Defense Agencies.....	15	.....	15	19	.....	19	-35	.....	-35
<b>Offsetting Governmental Receipts:</b>									
Department of the Army.....	.....	.....	.....	.....	.....	.....	.....	(**)	(**)
Defense Agencies.....	.....	(**)	(**)	.....	(**)	(**)	.....	(**)	(**)
<b>Total--Department of Defense--Military Programs .....</b>	<b>47,279</b>	<b>-142</b>	<b>47,420</b>	<b>220,090</b>	<b>399</b>	<b>219,691</b>	<b>234,429</b>	<b>285</b>	<b>234,144</b>



**Table 5. Outlays of the U.S. Government, January 2012 and Other Periods - Continued**

Classification	[\$ millions]								
	This Month			Current Fiscal Year to Date			Prior Fiscal Year to Date		
	Gross Outlays	Applicable Receipts	Outlays	Gross Outlays	Applicable Receipts	Outlays	Gross Outlays	Applicable Receipts	Outlays
<b>Department of Education:</b>									
Office of Elementary and Secondary Education:									
Accelerating Achievement and Ensuring Equity.....	1,232	.....	1,232	5,200	.....	5,200	5,341	.....	5,341
Impact Aid.....	243	.....	243	584	.....	584	528	.....	528
Education Improvement Programs.....	350	.....	350	1,648	.....	1,648	1,736	.....	1,736
State Fiscal Stabilization Fund, Recovery Act.....	92	.....	92	935	.....	935	4,462	.....	4,462
Other.....	322	.....	322	1,191	.....	1,191	1,245	.....	1,245
<b>Total--Office of Elementary and Secondary Education.....</b>	<b>2,239</b>	<b>.....</b>	<b>2,239</b>	<b>9,557</b>	<b>.....</b>	<b>9,557</b>	<b>13,312</b>	<b>.....</b>	<b>13,312</b>
Office of Innovation and Improvement.....	69	.....	69	327	.....	327	303	.....	303
Office of Safe and Drug-Free Schools.....	29	.....	29	128	.....	128	170	.....	170
Office of English Language Acquisition.....	45	.....	45	207	.....	207	298	.....	298
Office of Special Education and Rehabilitative Services:									
Special Education.....	1,106	.....	1,106	4,884	.....	4,884	5,080	.....	5,080
Rehabilitation Services and Disability Research.....	262	.....	262	1,142	.....	1,142	1,227	.....	1,227
Special Institutions for Persons with Disabilities.....	1	.....	1	40	.....	40	68	.....	68
Office of Vocational and Adult Education.....	135	.....	135	573	.....	573	587	.....	587
Office of Postsecondary Education:									
Higher Education.....	179	.....	179	777	.....	777	823	.....	823
Other.....	-2	1	-3	40	7	32	83	6	77
<b>Total--Office of Postsecondary Education.....</b>	<b>177</b>	<b>1</b>	<b>176</b>	<b>816</b>	<b>7</b>	<b>809</b>	<b>906</b>	<b>6</b>	<b>900</b>
Office of Federal Student Aid:									
Student Financial Assistance.....	5,988	.....	5,988	12,782	.....	12,782	12,907	.....	12,907
Academic Competitiveness-Smart Grant Program.....	(**)	.....	(**)	7	.....	7	409	.....	409
Student Aid Administration.....	65	.....	65	360	.....	360	335	.....	335
Federal Direct Student Loans.....	.....	.....	.....	.....	.....	.....	5	.....	5
Federal Family Education Loans.....	-25	.....	-25	-91	.....	-91	-72	.....	-72
Other.....	6	.....	6	9	.....	9	8	.....	8
<b>Total--Office of Federal Student Aid.....</b>	<b>6,036</b>	<b>.....</b>	<b>6,036</b>	<b>13,068</b>	<b>.....</b>	<b>13,068</b>	<b>13,593</b>	<b>.....</b>	<b>13,593</b>
Institute of Education Sciences.....	49	.....	49	211	.....	211	194	.....	194
Departmental Management.....	47	.....	47	209	.....	209	206	.....	206
Hurricane Education Recovery.....	(**)	.....	(**)	5	.....	5	10	.....	10
Proprietary Receipts from the Public.....	.....	9,844	-9,844	.....	13,623	-13,623	.....	5,074	-5,074
Intrabudgetary Transactions.....	16	.....	16	-30	.....	-30	23	.....	23
<b>Total--Department of Education.....</b>	<b>10,212</b>	<b>9,845</b>	<b>367</b>	<b>31,138</b>	<b>13,630</b>	<b>17,508</b>	<b>35,977</b>	<b>5,080</b>	<b>30,896</b>
<b>Department of Energy:</b>									
National Nuclear Security Administration:									
Naval Reactors.....	74	.....	74	280	.....	280	272	.....	272
Weapons Activities.....	612	.....	612	2,506	.....	2,506	2,266	.....	2,266
Defense Nuclear Nonproliferation.....	168	.....	168	751	.....	751	666	.....	666
Other.....	45	.....	45	155	.....	155	153	.....	153
Environmental and Other Defense Activities:									
Defense Environmental Cleanup.....	486	.....	486	2,095	.....	2,095	2,493	.....	2,493
Other Defense Activities.....	69	.....	69	226	.....	226	328	.....	328
Defense Nuclear Waste Disposal.....	1	.....	1	5	.....	5	13	.....	13
Other.....	.....	.....	.....	.....	.....	.....	(**)	.....	(**)
Energy Programs:									
Science.....	434	.....	434	1,862	.....	1,862	1,873	.....	1,873
Energy Supply.....	222	.....	222	864	.....	864	734	.....	734
Energy Efficiency and Renewable Energy.....	579	.....	579	2,460	.....	2,460	2,260	.....	2,260
Fossil Energy Research and Development.....	76	.....	76	409	.....	409	280	.....	280
Uranium Enrichment Decontamination and Decommissioning Fund.....	32	.....	32	175	.....	175	236	.....	236
Advanced Technology Vehicles Manufacturing Loan Program.....	4	.....	4	242	.....	242	254	.....	254
Title 17 Innovative Technology Loan Guarantee Program.....	41	.....	41	175	.....	175	22	.....	22
Other.....	76	3	73	348	11	336	383	15	367
<b>Total--Energy Programs.....</b>	<b>1,464</b>	<b>3</b>	<b>1,461</b>	<b>6,535</b>	<b>11</b>	<b>6,524</b>	<b>6,044</b>	<b>15</b>	<b>6,028</b>
Power Marketing Administration.....	287	283	4	1,220	1,110	109	1,284	1,082	202
Departmental Administration.....	18	.....	18	123	.....	123	129	.....	129
Proprietary Receipts from the Public.....	.....	210	-210	.....	682	-682	.....	664	-664
Intrabudgetary Transactions.....	-135	.....	-135	-450	.....	-450	-411	.....	-411
<b>Total--Department of Energy.....</b>	<b>3,089</b>	<b>496</b>	<b>2,593</b>	<b>13,447</b>	<b>1,804</b>	<b>11,644</b>	<b>13,238</b>	<b>1,761</b>	<b>11,477</b>

**Table 5. Outlays of the U.S. Government, January 2012 and Other Periods - Continued**

Classification	[\$ millions]								
	This Month			Current Fiscal Year to Date			Prior Fiscal Year to Date		
	Gross Outlays	Applicable Receipts	Outlays	Gross Outlays	Applicable Receipts	Outlays	Gross Outlays	Applicable Receipts	Outlays
<b>Department of Health and Human Services:</b>									
Food and Drug Administration .....	68	1	67	516	3	513	550	3	548
Health Resources and Services Administration .....	667	1	666	2,898	3	2,895	2,713	3	2,709
Indian Health Services .....	303	.....	303	1,183	.....	1,183	1,411	.....	1,411
Centers for Disease Control and Prevention .....	673	.....	673	2,312	.....	2,312	2,200	.....	2,200
National Institutes of Health .....	2,603	.....	2,603	10,505	.....	10,505	11,048	.....	11,048
Substance Abuse and Mental Health Services Administration .....	206	.....	206	855	.....	855	903	.....	903
Agency for Healthcare Research and Quality .....	-13	.....	-13	134	.....	134	67	.....	67
<b>Centers for Medicare and Medicaid Services:</b>									
Grants to States for Medicaid .....	17,885	.....	17,885	79,174	.....	79,174	97,255	.....	97,255
Payments to Health Care Trust Funds .....	20,223	.....	20,223	71,655	.....	71,655	75,178	.....	75,178
Children's Health Insurance Fund .....	531	.....	531	2,939	.....	2,939	2,834	.....	2,834
State Grants and Demonstrations .....	55	.....	55	179	.....	179	179	.....	179
<b>Federal Hospital Insurance Trust Fund:</b>									
Benefit Payments .....	19,429	.....	19,429	74,988	.....	74,988	76,234	.....	76,234
Administrative Expenses .....	589	.....	589	1,540	.....	1,540	909	.....	909
Total--FHI Trust Fund .....	20,018	.....	20,018	76,528	.....	76,528	77,143	.....	77,143
Health Care Fraud and Abuse Control .....	79	.....	79	376	.....	376	456	.....	456
<b>Federal Supplementary Medical Insurance Trust Fund:</b>									
Benefit Payments .....	16,759	.....	16,759	68,702	.....	68,702	71,880	.....	71,880
Administrative Expenses .....	369	.....	369	1,295	.....	1,295	860	.....	860
<b>Medicare Prescription Drugs:</b>									
Benefit Payments .....	4,731	.....	4,731	15,221	.....	15,221	19,276	.....	19,276
Administrative Expenses .....	1	.....	1	8	.....	8	75	.....	75
Total--FSMI Trust Fund .....	21,859	.....	21,859	85,226	.....	85,226	92,091	.....	92,091
Other .....	278	.....	278	2,468	.....	2,468	1,206	.....	1,206
Total--Centers for Medicare and Medicaid Services .....	80,930	.....	80,930	318,545	.....	318,545	346,342	.....	346,342
<b>Administration for Children and Families:</b>									
Temporary Assistance for Needy Families .....	1,089	.....	1,089	5,529	.....	5,529	5,803	.....	5,803
Contingency Fund .....	29	.....	29	280	.....	280	1,194	.....	1,194
Payments to States for Child Support Enforcement and Family Support Programs .....	289	.....	289	1,101	.....	1,101	969	.....	969
Low Income Home Energy Assistance .....	442	.....	442	1,535	.....	1,535	1,570	.....	1,570
Refugee and Entrant Assistance .....	35	.....	35	194	.....	194	194	.....	194
Child Care Entitlement to States .....	98	.....	98	838	.....	838	1,075	.....	1,075
Payments to States for the Child Care and Development Block Grant .....	324	.....	324	750	.....	750	1,042	.....	1,042
Social Services Block Grant .....	135	.....	135	562	.....	562	537	.....	537
Children and Families Services Programs .....	799	.....	799	3,309	.....	3,309	3,683	.....	3,683
Payments to States for Foster Care and Adoption Assistance .....	517	.....	517	2,295	.....	2,295	2,342	.....	2,342
Other .....	29	.....	29	161	.....	161	134	.....	134
Total--Administration for Children and Families .....	3,785	.....	3,785	16,556	.....	16,556	18,543	.....	18,543
Administration on Aging .....	89	.....	89	446	.....	446	537	.....	537
Departmental Management .....	283	.....	283	1,080	.....	1,080	700	.....	700
Other .....	38	.....	38	149	.....	149	285	.....	285
Proprietary Receipts from the Public .....	.....	6,159	-6,159	.....	24,903	-24,903	.....	22,853	-22,853
<b>Intrabudgetary Transactions:</b>									
<b>Payments for Health Insurance for the Aged:</b>									
Federal Supplementary Medical Insurance Trust Fund .....	-17,577	.....	-17,577	-69,007	.....	-69,007	-72,172	.....	-72,172
<b>Payments for Tax and Other Credits:</b>									
Federal Hospital Insurance Trust Fund .....	-2,647	.....	-2,647	-2,650	.....	-2,650	-2,999	.....	-2,999
Other .....	178	.....	178	167	.....	167	-128	.....	-128
Total--Department of Health and Human Services .....	69,584	6,161	63,424	283,689	24,909	258,780	309,999	22,859	287,140
<b>Department of Homeland Security:</b>									
Departmental Management and Operations .....	100	.....	100	389	.....	389	384	.....	384
Citizenship and Immigration Services .....	199	.....	199	857	.....	857	842	.....	842
United States Secret Service .....	143	.....	143	623	.....	623	594	.....	594
Transportation Security Administration .....	658	.....	658	2,037	.....	2,037	1,993	.....	1,993
Immigration and Customs Enforcement .....	417	.....	417	1,969	.....	1,969	1,865	.....	1,865
Customs and Border Protection .....	917	.....	917	4,113	.....	4,113	3,890	.....	3,890
United States Coast Guard .....	594	1	593	3,362	4	3,358	3,584	4	3,580
National Protection and Programs Directorate .....	86	.....	86	504	.....	504	511	.....	511
<b>Federal Emergency Management Agency:</b>									
State and Local Programs .....	217	.....	217	974	.....	974	853	.....	853
Firefighter Assistance Grants .....	59	.....	59	251	.....	251	212	.....	212
Disaster Relief .....	396	.....	396	2,528	.....	2,528	1,885	.....	1,885
National Flood Insurance Fund .....	223	114	109	1,505	405	1,101	201	585	-384
Other .....	104	.....	104	512	.....	512	451	.....	451
Total--Federal Emergency Management Agency .....	999	114	885	5,770	405	5,365	3,602	585	3,017
Science and Technology .....	53	.....	53	282	.....	282	296	.....	296
Domestic Nuclear Detection Office .....	33	.....	33	126	.....	126	138	.....	138
Other .....	38	.....	38	152	.....	152	168	.....	168
Proprietary Receipts from the Public .....	.....	12	-12	.....	48	-48	.....	114	-114
Intrabudgetary Transactions .....	19	.....	19	79	.....	79	57	.....	57
Offsetting Governmental Receipts .....	.....	732	-732	.....	2,077	-2,077	.....	1,877	-1,877
Total--Department of Homeland Security .....	4,256	859	3,397	20,265	2,534	17,732	17,923	2,580	15,344

**Table 5. Outlays of the U.S. Government, January 2012 and Other Periods - Continued**

Classification	[\$ millions]								
	This Month			Current Fiscal Year to Date			Prior Fiscal Year to Date		
	Gross Outlays	Applicable Receipts	Outlays	Gross Outlays	Applicable Receipts	Outlays	Gross Outlays	Applicable Receipts	Outlays
<b>Department of Housing and Urban Development:</b>									
Public and Indian Housing Programs:									
Tenant Based Rental Assistance.....	1,464	.....	1,464	5,914	.....	5,914	6,147	.....	6,147
Housing Certificate Fund.....	86	.....	86	348	.....	348	459	.....	459
Project-Based Rental Assistance.....	732	.....	732	2,997	.....	2,997	2,779	.....	2,779
Public Housing Capital Fund.....	189	.....	189	962	.....	962	1,631	.....	1,631
Public Housing Operating Fund.....	325	.....	325	1,588	.....	1,588	1,672	.....	1,672
Revitalization of Severely Distressed Public Housing (Hope VI).....	6	.....	6	32	.....	32	53	.....	53
Native American Housing Block Grant.....	36	.....	36	190	.....	190	268	.....	268
Other.....	-2	.....	-2	3	.....	3	1	.....	1
<b>Total--Public and Indian Housing Programs.....</b>	<b>2,836</b>	<b>.....</b>	<b>2,836</b>	<b>12,032</b>	<b>.....</b>	<b>12,032</b>	<b>13,010</b>	<b>.....</b>	<b>13,010</b>
Community Planning and Development:									
Housing Opportunities for Persons with AIDS.....	24	.....	24	91	.....	91	114	.....	114
Community Development Fund.....	542	.....	542	2,468	.....	2,468	2,362	.....	2,362
Home Investment Partnership Program.....	139	.....	139	619	.....	619	1,263	.....	1,263
Neighborhood Stabilization Program.....	53	.....	53	231	.....	231	482	.....	482
Homeless Assistance Grants.....	152	.....	152	667	.....	667	779	.....	779
Other.....	10	.....	10	35	(**)	35	30	(**)	30
<b>Total--Community Planning and Development.....</b>	<b>920</b>	<b>.....</b>	<b>920</b>	<b>4,111</b>	<b>(**)</b>	<b>4,111</b>	<b>5,030</b>	<b>(**)</b>	<b>5,030</b>
Housing Programs:									
Credit Accounts:									
FHA-Mutual Mortgage Insurance Fund, Program Account.....	10	.....	10	34	.....	34	32	.....	32
FHA-Mutual Mortgage Insurance Capital Reserve Account.....	-388	.....	-388	-1,401	.....	-1,401	-2,390	.....	-2,390
FHA-Mutual Mortgage and Cooperative Housing Insurance Fund, Liquidating Account.....	4	1	3	12	7	5	15	8	7
FHA-General and Special Risk Fund, Program Account.....	(**)	.....	(**)	1	.....	1	5	.....	5
FHA-General and Special Risk Fund, Liquidating Account.....	8	11	-3	45	71	-26	46	59	-13
Housing for the Elderly or Handicapped Fund, Liquidating Account.....	(**)	43	-43	1	184	-183	(**)	205	-204
Home Ownership Preservation Equity Fund.....	(**)	.....	(**)	(**)	.....	(**)	2	.....	2
Housing for the Elderly.....	69	.....	69	282	.....	282	320	.....	320
Housing for Persons with Disabilities.....	52	.....	52	214	.....	214	259	.....	259
Other Assisted Housing Programs.....	5	.....	5	16	.....	16	16	.....	16
Other.....	35	1	33	126	13	114	90	13	77
<b>Total--Housing Programs.....</b>	<b>-204</b>	<b>57</b>	<b>-261</b>	<b>-671</b>	<b>275</b>	<b>-946</b>	<b>-1,604</b>	<b>285</b>	<b>-1,889</b>
Government National Mortgage Association:									
Guarantees of Mortgage-Backed Securities.....	17	5	12	85	20	65	71	47	24
Management and Administration.....	147	.....	147	577	.....	577	598	.....	598
Other.....	19	.....	19	88	.....	88	88	.....	88
Proprietary Receipts from the Public:									
FHA-General and Special Risk Fund.....	.....	28	-28	.....	100	-100	.....	149	-149
Other.....	.....	1	-1	.....	7	-7	.....	1	-1
Intrabudgetary Transactions.....	-18	.....	-18	-3	.....	-3	4	.....	4
Offsetting Governmental Receipts.....	.....	(**)	(**)	.....	1	-1	.....	1	-1
<b>Total--Department of Housing and Urban Development.....</b>	<b>3,718</b>	<b>92</b>	<b>3,626</b>	<b>16,219</b>	<b>403</b>	<b>15,817</b>	<b>17,197</b>	<b>483</b>	<b>16,714</b>
<b>Department of the Interior:</b>									
Land and Minerals Management:									
Bureau of Land Management:									
Management of Lands and Resources.....	59	.....	59	297	.....	297	317	.....	317
Other.....	63	5	58	196	57	139	255	36	219
Bureau of Ocean Energy Management, Regulation and Enforcement.....	-19	.....	-19	35	.....	35	92	.....	92
Office of Surface Mining Reclamation and Enforcement.....	168	.....	168	410	.....	410	418	.....	418
<b>Total--Land and Minerals Management.....</b>	<b>271</b>	<b>5</b>	<b>266</b>	<b>937</b>	<b>57</b>	<b>881</b>	<b>1,081</b>	<b>36</b>	<b>1,045</b>
Water and Science:									
Bureau of Reclamation:									
Water and Related Resources.....	61	.....	61	350	.....	350	390	.....	390
Other.....	52	56	-4	174	123	51	196	99	97
United States Geological Survey.....	97	.....	97	426	.....	426	429	.....	429
Other.....	(**)	.....	(**)	8	.....	8	6	.....	6
<b>Total--Water and Science.....</b>	<b>210</b>	<b>56</b>	<b>155</b>	<b>959</b>	<b>123</b>	<b>836</b>	<b>1,021</b>	<b>99</b>	<b>922</b>
Fish and Wildlife and Parks:									
United States Fish and Wildlife Service.....	188	.....	188	722	.....	722	897	.....	897
National Park Service.....	247	.....	247	1,093	.....	1,093	1,251	.....	1,251
<b>Total--Fish and Wildlife and Parks.....</b>	<b>434</b>	<b>.....</b>	<b>434</b>	<b>1,814</b>	<b>.....</b>	<b>1,814</b>	<b>2,148</b>	<b>.....</b>	<b>2,148</b>
Bureau of Indian Affairs and Bureau of Indian Education.....									
179	(**)	178	637	(**)	636	797	(**)	797	
Departmental Offices:									
Mineral Leasing and Associated Payments.....	152	.....	152	724	.....	724	595	.....	595
Other.....	27	.....	27	77	.....	77	43	.....	43
Insular Affairs.....	27	.....	27	199	.....	199	124	.....	124
Office of the Special Trustee for American Indians.....									
46	.....	46	201	.....	201	209	.....	209	
Department-Wide Programs.....	96	.....	96	732	.....	732	375	.....	375
Other.....	3	.....	3	37	.....	37	47	.....	47
Proprietary Receipts from the Public.....	3	468	-465	8	1,938	-1,930	.....	1,757	-1,757
Intrabudgetary Transactions.....	21	.....	21	-21	.....	-21	-2	.....	-2
<b>Total--Department of the Interior.....</b>	<b>1,468</b>	<b>528</b>	<b>940</b>	<b>6,303</b>	<b>2,117</b>	<b>4,185</b>	<b>6,439</b>	<b>1,893</b>	<b>4,547</b>

**Table 5. Outlays of the U.S. Government, January 2012 and Other Periods - Continued**

Classification	[\$ millions]								
	This Month			Current Fiscal Year to Date			Prior Fiscal Year to Date		
	Gross Outlays	Applicable Receipts	Outlays	Gross Outlays	Applicable Receipts	Outlays	Gross Outlays	Applicable Receipts	Outlays
<b>Department of Justice:</b>									
General Administration .....	148	.....	148	602	.....	602	800	.....	800
Legal Activities and United States Marshals:									
General Legal Activities .....	97	.....	97	308	.....	308	310	.....	310
United States Attorneys .....	167	.....	167	707	.....	707	665	.....	665
United States Marshals Service .....	82	.....	82	533	.....	533	531	.....	531
Assets Forfeiture Fund .....	78	.....	78	378	.....	378	462	.....	462
Other .....	44	.....	44	177	.....	177	165	.....	165
Federal Bureau of Investigation .....	642	.....	642	2,790	.....	2,790	2,638	.....	2,638
Drug Enforcement Administration .....	168	.....	168	760	.....	760	820	.....	820
Bureau of Alcohol, Tobacco, Firearms, and Explosives .....	92	.....	92	382	.....	382	362	.....	362
Federal Prison System .....	534	29	504	2,405	120	2,285	2,380	115	2,265
Office of Justice Programs:									
State and Local Law Enforcement Assistance .....	118	.....	118	749	.....	749	858	.....	858
Community Oriented Policing Services .....	82	.....	82	197	.....	197	217	.....	217
Crime Victims Fund .....	57	.....	57	196	.....	196	224	.....	224
Other .....	99	.....	99	433	.....	433	427	.....	427
Other .....	37	.....	37	235	.....	235	259	.....	259
Proprietary Receipts from the Public .....	.....	-1	1	.....	150	-150	.....	109	-109
Intrabudgetary Transactions .....	94	.....	94	227	.....	227	-111	.....	-111
Offsetting Governmental Receipts .....	.....	46	-46	.....	148	-148	.....	148	-148
<b>Total--Department of Justice .....</b>	<b>2,538</b>	<b>75</b>	<b>2,463</b>	<b>11,079</b>	<b>418</b>	<b>10,661</b>	<b>11,006</b>	<b>372</b>	<b>10,634</b>
<b>Department of Labor:</b>									
Employment and Training Administration:									
Training and Employment Services .....	284	.....	284	1,196	.....	1,196	1,464	.....	1,464
Office of Job Corps .....	132	.....	132	578	.....	578	528	.....	528
Community Service Employment for Older Americans .....	36	.....	36	160	.....	160	254	.....	254
Federal Unemployment Benefits and Allowances .....	45	.....	45	217	.....	217	251	.....	251
Federal Additional Unemployment Compensation Program-Recovery Act .....	1	.....	1	(**)	.....	(**)	1,669	.....	1,669
State Unemployment Insurance and Employment Service Operations .....	-60	.....	-60	-19	.....	-19	469	.....	469
Payments to the Unemployment Trust Fund .....	.....	.....	.....	19,525	.....	19,525	21,287	.....	21,287
Advances to the Unemployment Trust Fund and Other Funds .....	140	.....	140	140	.....	140	240	.....	240
Program Administration .....	5	.....	5	34	.....	34	42	.....	42
Unemployment Trust Fund:									
Federal-State Unemployment Insurance:									
State Unemployment Benefits .....	9,281	.....	9,281	33,105	.....	33,105	41,606	.....	41,606
State Administrative Expenses .....	401	.....	401	1,504	.....	1,504	1,610	.....	1,610
Federal Administrative Expenses .....	52	.....	52	120	.....	120	115	.....	115
Other .....	20	.....	20	28	.....	28	(**)	.....	(**)
<b>Total--Unemployment Trust Fund .....</b>	<b>9,754</b>	<b>.....</b>	<b>9,754</b>	<b>34,756</b>	<b>.....</b>	<b>34,756</b>	<b>43,332</b>	<b>.....</b>	<b>43,332</b>
Other .....	.....	.....	.....	1	.....	1	1	.....	1
<b>Total--Employment and Training Administration .....</b>	<b>10,337</b>	<b>.....</b>	<b>10,337</b>	<b>56,590</b>	<b>.....</b>	<b>56,590</b>	<b>69,536</b>	<b>.....</b>	<b>69,536</b>

**Table 5. Outlays of the U.S. Government, January 2012 and Other Periods - Continued**

Classification	[\$ millions]								
	This Month			Current Fiscal Year to Date			Prior Fiscal Year to Date		
	Gross Outlays	Applicable Receipts	Outlays	Gross Outlays	Applicable Receipts	Outlays	Gross Outlays	Applicable Receipts	Outlays
<b>Department of Labor:—Continued</b>									
Pension Benefit Guaranty Corporation .....	479	509	-30	1,944	1,600	344	1,989	1,996	-7
Employment Standards Administration .....	37	.....	37	172	.....	172	165	.....	165
Office of Workers' Compensation Programs:									
Special Benefits .....	-132	.....	-132	-843	.....	-843	-370	.....	-370
Energy Employees Occupational Illness Compensation Fund .....	68	.....	68	323	.....	323	450	.....	450
Special Benefits for Disabled Coal Miners .....	14	.....	14	58	.....	58	66	.....	66
Black Lung Disability Trust Fund .....	25	.....	25	90	.....	90	91	.....	91
Other .....	18	.....	18	85	.....	85	87	.....	87
Wage and Hour Division .....	(**)	.....	(**)	(**)	.....	(**)	-5	.....	-5
Occupational Safety and Health Administration .....	37	.....	37	172	.....	172	194	.....	194
Mine Safety and Health Administration .....	31	.....	31	120	.....	120	112	.....	112
Bureau of Labor Statistics .....	43	.....	43	167	.....	167	168	.....	168
Departmental Management .....	19	.....	19	224	.....	224	246	.....	246
Other .....	10	.....	10	48	.....	48	52	.....	52
Proprietary Receipts from the Public .....	.....	-1	1	.....	43	-43	.....	12	-12
Intrabudgetary Transactions .....	-155	.....	-155	-20,007	.....	-20,007	-22,293	.....	-22,293
<b>Total--Department of Labor .....</b>	<b>10,829</b>	<b>508</b>	<b>10,321</b>	<b>39,145</b>	<b>1,643</b>	<b>37,503</b>	<b>50,486</b>	<b>2,008</b>	<b>48,479</b>
<b>Department of State:</b>									
Administration of Foreign Affairs:									
Diplomatic and Consular Programs .....	1,417	.....	1,417	3,174	.....	3,174	2,256	.....	2,256
Educational and Cultural Exchange Programs .....	56	.....	56	207	.....	207	198	.....	198
Embassy Security, Construction, and Maintenance .....	250	.....	250	778	.....	778	566	.....	566
Payment to Foreign Service Retirement and Disability Fund .....	.....	.....	.....	36	.....	36	.....	.....	.....
Foreign Service Retirement and Disability Fund .....	72	.....	72	284	.....	284	276	.....	276
Other .....	-707	.....	-707	-85	.....	-85	539	.....	539
<b>Total--Administration of Foreign Affairs .....</b>	<b>1,088</b>	<b>.....</b>	<b>1,088</b>	<b>4,393</b>	<b>.....</b>	<b>4,393</b>	<b>3,835</b>	<b>.....</b>	<b>3,835</b>
International Organizations and Conferences .....	110	.....	110	1,250	.....	1,250	1,125	.....	1,125
Global Health and Child Survival .....	425	.....	425	2,443	.....	2,443	2,217	.....	2,217
Migration and Refugee Assistance .....	88	.....	88	562	.....	562	592	.....	592
International Narcotics Control and Law Enforcement .....	110	.....	110	588	.....	588	145	.....	145
Andean Counterdrug Programs .....	8	.....	8	42	.....	42	80	.....	80
Other .....	28	.....	28	150	.....	150	204	.....	204
Proprietary Receipts from the Public .....	.....	27	-27	.....	42	-42	.....	13	-13
Intrabudgetary Transactions .....	-32	.....	-32	-14	.....	-14	-119	.....	-119
<b>Total--Department of State .....</b>	<b>1,823</b>	<b>27</b>	<b>1,796</b>	<b>9,414</b>	<b>42</b>	<b>9,372</b>	<b>8,078</b>	<b>13</b>	<b>8,065</b>
<b>Department of Transportation:</b>									
Office of the Secretary .....	83	.....	83	317	.....	317	-4	.....	-4
Federal Aviation Administration:									
Operations .....	142	.....	142	1,729	.....	1,729	1,323	.....	1,323
Airport and Airway Trust Fund:									
Grants-In-Aid for Airports .....	221	.....	221	1,214	.....	1,214	1,256	.....	1,256
Facilities and Equipment .....	220	.....	220	917	.....	917	821	.....	821
Research, Engineering, and Development .....	13	.....	13	58	.....	58	60	.....	60
Trust Fund Share of FAA Operations .....	650	.....	650	1,500	.....	1,500	1,699	.....	1,699
<b>Total--Airport and Airway Trust Fund .....</b>	<b>1,104</b>	<b>.....</b>	<b>1,104</b>	<b>3,688</b>	<b>.....</b>	<b>3,688</b>	<b>3,835</b>	<b>.....</b>	<b>3,835</b>
Other .....	-28	4	-32	6	59	-53	214	129	85
<b>Total--Federal Aviation Administration .....</b>	<b>1,218</b>	<b>4</b>	<b>1,214</b>	<b>5,423</b>	<b>59</b>	<b>5,364</b>	<b>5,372</b>	<b>129</b>	<b>5,243</b>
Federal Highway Administration:									
Highway Trust Fund:									
Federal-Aid Highways .....	2,201	.....	2,201	12,771	.....	12,771	11,561	.....	11,561
Other .....	1	.....	1	1	.....	1	9	.....	9
Highway Infrastructure Investment, Recovery Act .....	261	.....	261	1,451	.....	1,451	3,784	.....	3,784
Other Programs .....	34	.....	34	201	(**)	201	236	.....	236
<b>Total--Federal Highway Administration .....</b>	<b>2,498</b>	<b>.....</b>	<b>2,498</b>	<b>14,424</b>	<b>(**)</b>	<b>14,424</b>	<b>15,590</b>	<b>.....</b>	<b>15,590</b>
Federal Motor Carrier Safety Administration .....	43	.....	43	174	.....	174	159	.....	159
National Highway Traffic Safety Administration .....	63	.....	63	301	.....	301	314	.....	314
Federal Railroad Administration:									
Operating Subsidy Grants to the National Railroad Passenger Corporation .....	168	.....	168	287	.....	287	239	.....	239
Capital and Debt Service Grants to the National Railroad Passenger Corporation .....	(**)	.....	(**)	330	.....	330	249	.....	249
Capital Assistance for High Speed Rail Corridors and Intercity Passenger Rail Service .....	17	.....	17	70	.....	70	56	.....	56
Other .....	25	.....	25	104	(**)	104	277	2	275
<b>Total--Federal Railroad Administration .....</b>	<b>209</b>	<b>.....</b>	<b>209</b>	<b>792</b>	<b>(**)</b>	<b>792</b>	<b>821</b>	<b>2</b>	<b>820</b>

**Table 5. Outlays of the U.S. Government, January 2012 and Other Periods - Continued**

Classification	[\$ millions]								
	This Month			Current Fiscal Year to Date			Prior Fiscal Year to Date		
	Gross Outlays	Applicable Receipts	Outlays	Gross Outlays	Applicable Receipts	Outlays	Gross Outlays	Applicable Receipts	Outlays
<b>Department of Transportation:—Continued</b>									
Federal Transit Administration:									
Formula Grants.....	13	.....	13	67	.....	67	73	.....	73
Capital Investment Grants.....	125	.....	125	727	.....	727	632	.....	632
Transit Formula Grants.....	456	.....	456	2,726	.....	2,726	2,247	.....	2,247
Transit Capital Assistance, Recovery Act.....	95	.....	95	431	.....	431	879	.....	879
Other.....	25	.....	25	127	.....	127	206	.....	206
Total--Federal Transit Administration.....	714	.....	714	4,078	.....	4,078	4,038	.....	4,038
Maritime Administration.....	51	(**)	51	94	8	86	119	19	99
Other.....	31	5	25	126	7	119	132	9	122
Proprietary Receipts from the Public.....	.....	1	-1	.....	9	-9	.....	27	-27
Intrabudgetary Transactions:									
Other.....	(**)	.....	(**)	(**)	.....	(**)	(**)	.....	(**)
Offsetting Governmental Receipts.....	.....	(**)	(**)	.....	(**)	(**)	.....	(**)	(**)
<b>Total--Department of Transportation.....</b>	<b>4,908</b>	<b>11</b>	<b>4,897</b>	<b>25,729</b>	<b>83</b>	<b>25,646</b>	<b>26,541</b>	<b>187</b>	<b>26,354</b>
<b>Department of the Treasury:</b>									
Departmental Offices:									
Exchange Stabilization Fund.....	(**)	44	-44	(**)	97	-97	.....	117	-117
Grants for Specified Energy Property in Lieu of Tax Credit.....	213	.....	213	1,296	.....	1,296	734	.....	734
Housing and Economic Recovery Programs.....	.....	.....	.....	13,784	.....	13,784	2,609	.....	2,609
Troubled Asset Relief Programs.....	234	.....	234	797	.....	797	20,727	.....	20,727
Other.....	183	.....	183	1,437	.....	1,437	2,461	.....	2,461
Financial Management Service:									
Payment to the Resolution Funding Corporation.....	652	.....	652	1,314	.....	1,314	1,022	.....	1,022
Financial Agent Services.....	44	.....	44	209	.....	209	188	.....	188
Interest Paid to Credit Financing Accounts.....	.....	.....	.....	1	.....	1	(**)	.....	(**)
Claims, Judgments, and Relief Acts.....	213	.....	213	1,106	.....	1,106	434	.....	434
Other.....	169	(**)	169	1,447	(**)	1,447	285	(**)	285
Total--Financial Management Service.....	1,077	(**)	1,077	4,077	(**)	4,077	1,929	(**)	1,929
Federal Financing Bank.....	-220	.....	-220	-110	.....	-110	-59	.....	-59
Alcohol and Tobacco Tax and Trade Bureau:									
Salaries and Expenses.....	7	.....	7	36	.....	36	35	.....	35
Internal Revenue Collections for Puerto Rico.....	40	.....	40	153	.....	153	190	.....	190
Bureau of Engraving and Printing.....	52	.....	52	-21	.....	-21	34	.....	34
United States Mint.....	537	432	105	1,782	1,624	157	1,350	1,617	-267
Bureau of the Public Debt.....	16	.....	16	87	.....	87	91	.....	91
Internal Revenue Service:									
Taxpayer Services.....	181	.....	181	754	.....	754	773	.....	773
Enforcement.....	411	.....	411	1,831	.....	1,831	1,898	.....	1,898
Operations Support.....	313	.....	313	1,373	.....	1,373	1,395	.....	1,395
Build America Bond Payments, Recovery Act.....	304	.....	304	1,364	.....	1,364	943	.....	943
Payment Where Earned Income Credit Exceeds Liability for Tax.....	1,349	.....	1,349	1,378	.....	1,378	6,370	.....	6,370
Payment Where Child Tax Credit Exceeds Liability for Tax.....	273	.....	273	607	.....	607	2,241	.....	2,241
Payment Where Tax Credits to Aid First Time Homebuyers Exceeds Liability for Tax.....	-10	.....	-10	42	.....	42	677	.....	677
Payment Where Making Work Pay Credit Exceeds Liability for Tax, Recovery Act.....	-4	.....	-4	194	.....	194	982	.....	982
Refunding Internal Revenue Collections, Interest.....	109	.....	109	843	.....	843	889	.....	889
Other.....	163	(**)	163	1,006	1	1,005	2,203	1	2,202
Total--Internal Revenue Service.....	3,089	(**)	3,088	9,394	1	9,393	18,372	1	18,371
Comptroller of the Currency.....	76	-3	78	410	4	407	252	1	251
Office of Thrift Supervision.....	.....	.....	.....	.....	.....	.....	102	111	-9
Interest on the Public Debt:									
Interest on Treasury Debt Securities (Gross):									
Public Issues (Accrual Basis).....	19,137	.....	19,137	79,205	.....	79,205	75,549	.....	75,549
Special Issues (Cash Basis).....	1,969	.....	1,969	89,496	.....	89,496	93,814	.....	93,814
Total--Interest on Treasury Debt Securities (Gross).....	21,106	.....	21,106	168,700	.....	168,700	169,362	.....	169,362
Total--Interest on the Public Debt.....	21,106	.....	21,106	168,700	.....	168,700	169,362	.....	169,362
Other.....	10	.....	10	29	.....	29	32	.....	32
Proprietary Receipts from the Public.....	.....	379	-379	.....	4,798	-4,798	.....	20,530	-20,530
Intrabudgetary Transactions.....	-299	.....	-299	-687	.....	-687	-1,076	.....	-1,076
<b>Total--Department of the Treasury.....</b>	<b>26,121</b>	<b>853</b>	<b>25,268</b>	<b>201,165</b>	<b>6,524</b>	<b>194,641</b>	<b>217,144</b>	<b>22,376</b>	<b>194,767</b>

**Table 5. Outlays of the U.S. Government, January 2012 and Other Periods - Continued**

Classification	[\$ millions]								
	This Month			Current Fiscal Year to Date			Prior Fiscal Year to Date		
	Gross Outlays	Applicable Receipts	Outlays	Gross Outlays	Applicable Receipts	Outlays	Gross Outlays	Applicable Receipts	Outlays
<b>Department of Veterans Affairs:</b>									
Joint DOD-VA Medical Facility Demonstration Fund.....	28	.....	28	102	.....	102	.....	.....	.....
<b>Veterans Health Administration:</b>									
Medical Services.....	3,227	.....	3,227	12,583	.....	12,583	12,992	.....	12,992
Medical Support and Compliance.....	387	.....	387	1,565	.....	1,565	1,687	.....	1,687
Medical Facilities.....	426	.....	426	1,698	.....	1,698	1,617	.....	1,617
Other.....	82	30	52	351	132	220	372	130	242
<b>Benefit Programs:</b>									
<b>Public Enterprise Funds:</b>									
Housing Accounts.....	(**)	1	-1	2	4	-2	3	6	-3
Other.....	88	82	6	397	379	18	388	382	5
Compensation and Pensions.....	501	.....	501	14,436	.....	14,436	17,024	.....	17,024
Readjustment Benefits.....	523	.....	523	3,403	.....	3,403	3,610	.....	3,610
Veterans Housing Benefit Program Fund.....	48	.....	48	88	.....	88	.....	.....	.....
<b>Insurance Funds:</b>									
National Service Life.....	90	.....	90	338	.....	338	339	.....	339
Veterans Special Life.....	14	2	12	49	65	-15	48	67	-19
Other.....	2	.....	2	8	.....	8	27	.....	27
<b>Total--Benefit Programs.....</b>	<b>1,268</b>	<b>85</b>	<b>1,183</b>	<b>18,721</b>	<b>448</b>	<b>18,273</b>	<b>21,438</b>	<b>455</b>	<b>20,983</b>
<b>Departmental Administration:</b>									
Construction.....	96	.....	96	436	.....	436	500	.....	500
Information Technology Systems.....	350	.....	350	1,123	.....	1,123	1,038	.....	1,038
General Operating Expenses.....	169	.....	169	895	.....	895	1,156	(**)	1,156
Other.....	55	.....	55	393	.....	393	235	.....	235
<b>Proprietary Receipts from the Public:</b>									
National Service Life.....	.....	6	-6	.....	26	-26	.....	37	-37
Other.....	.....	239	-239	.....	1,024	-1,024	.....	1,017	-1,017
Intrabudgetary Transactions.....	5	.....	5	-3	.....	-3	-5	.....	-5
<b>Total--Department of Veterans Affairs.....</b>	<b>6,092</b>	<b>361</b>	<b>5,732</b>	<b>37,865</b>	<b>1,630</b>	<b>36,235</b>	<b>41,030</b>	<b>1,639</b>	<b>39,391</b>
<b>Corps of Engineers:</b>									
Construction.....	229	.....	229	927	.....	927	1,421	.....	1,421
Operation and Maintenance.....	185	.....	185	858	.....	858	1,162	.....	1,162
Flood Control and Coastal Emergencies.....	70	.....	70	448	.....	448	558	.....	558
Rivers and Harbors Contributed Funds.....	36	.....	36	168	.....	168	135	.....	135
Other.....	98	.....	98	665	.....	665	679	.....	679
Proprietary Receipts from the Public.....	.....	37	-37	.....	167	-167	.....	224	-224
Intrabudgetary Transactions.....	(**)	.....	(**)	(**)	.....	(**)	1	.....	1
<b>Total--Corps of Engineers.....</b>	<b>617</b>	<b>37</b>	<b>580</b>	<b>3,065</b>	<b>167</b>	<b>2,899</b>	<b>3,955</b>	<b>224</b>	<b>3,731</b>
<b>Other Defense Civil Programs:</b>									
<b>Military Retirement:</b>									
Payment to Military Retirement Fund.....	.....	.....	.....	64,751	.....	64,751	61,404	.....	61,404
Military Retirement Fund.....	394	.....	394	13,367	.....	13,367	16,924	.....	16,924
<b>Retiree Health Care:</b>									
Payment to Department of Defense Medicare-Eligible Retiree Health Care Fund.....	.....	.....	.....	6,716	.....	6,716	9,785	.....	9,785
Department of Defense Medicare-Eligible Retiree Health Care Fund.....	948	.....	948	3,075	.....	3,075	3,032	.....	3,032
Educational Benefits.....	20	.....	20	137	.....	137	153	.....	153
Other.....	17	.....	17	68	.....	68	78	.....	78
Proprietary Receipts from the Public.....	.....	2	-2	.....	5	-5	.....	4	-4
Intrabudgetary Transactions.....	-328	.....	-328	-73,572	.....	-73,572	-73,487	.....	-73,487
<b>Total--Other Defense Civil Programs.....</b>	<b>1,051</b>	<b>2</b>	<b>1,049</b>	<b>14,543</b>	<b>5</b>	<b>14,537</b>	<b>17,890</b>	<b>4</b>	<b>17,886</b>
<b>Environmental Protection Agency:</b>									
Science and Technology.....	67	.....	67	266	.....	266	276	.....	276
Environmental Programs and Management.....	230	.....	230	899	.....	899	906	.....	906
State and Tribal Assistance Grants.....	514	.....	514	1,641	.....	1,641	2,186	.....	2,186
Payment to the Hazardous Substance Superfund.....	.....	.....	.....	1,075	.....	1,075	554	.....	554
Hazardous Substance Superfund.....	110	.....	110	442	.....	442	508	.....	508
Other.....	33	17	16	90	21	70	94	20	73
Proprietary Receipts from the Public.....	.....	4	-4	.....	-4	4	.....	21	-21
Intrabudgetary Transactions.....	-22	.....	-22	-1,057	.....	-1,057	-556	.....	-556
Offsetting Governmental Receipts.....	.....	1	-1	.....	6	-6	.....	9	-9
<b>Total--Environmental Protection Agency.....</b>	<b>932</b>	<b>21</b>	<b>910</b>	<b>3,358</b>	<b>23</b>	<b>3,335</b>	<b>3,968</b>	<b>50</b>	<b>3,918</b>
<b>Executive Office of the President:</b>									
The White House.....	6	.....	6	19	.....	19	20	.....	20
Office of Management and Budget.....	7	.....	7	29	.....	29	31	.....	31
Unanticipated Needs.....	(**)	.....	(**)	1	.....	1	24	.....	24
Other.....	16	.....	16	72	.....	72	82	.....	82
Proprietary Receipts from the Public.....	.....	(**)	(**)	.....	(**)	(**)	.....	(**)	(**)
Intrabudgetary Transactions.....	.....	.....	.....	.....	.....	.....	(**)	.....	(**)
<b>Total--Executive Office of the President.....</b>	<b>29</b>	<b>(**)</b>	<b>29</b>	<b>121</b>	<b>(**)</b>	<b>120</b>	<b>157</b>	<b>(**)</b>	<b>157</b>

**Table 5. Outlays of the U.S. Government, January 2012 and Other Periods - Continued**

Classification	[\$ millions]								
	This Month			Current Fiscal Year to Date			Prior Fiscal Year to Date		
	Gross Outlays	Applicable Receipts	Outlays	Gross Outlays	Applicable Receipts	Outlays	Gross Outlays	Applicable Receipts	Outlays
<b>General Services Administration:</b>									
Real Property Activities.....	146	.....	146	633	.....	633	563	.....	563
Supply and Technology Activities.....	-106	.....	-106	-85	.....	-85	-231	.....	-231
General Activities.....	-21	.....	-21	55	.....	55	127	.....	127
Proprietary Receipts from the Public.....	.....	19	-19	.....	146	-146	.....	14	-14
Intrabudgetary Transactions.....	-4	.....	-4	-6	.....	-6	-1	.....	-1
<b>Total--General Services Administration.....</b>	<b>15</b>	<b>19</b>	<b>-5</b>	<b>597</b>	<b>146</b>	<b>451</b>	<b>457</b>	<b>14</b>	<b>443</b>
<b>International Assistance Programs:</b>									
Millennium Challenge Corporation.....	74	.....	74	508	.....	508	489	.....	489
<b>International Security Assistance:</b>									
Foreign Military Financing Program.....	2,374	.....	2,374	3,320	.....	3,320	1,454	.....	1,454
Economic Support Fund.....	288	.....	288	1,718	.....	1,718	1,907	.....	1,907
Other.....	70	13	58	314	20	294	255	33	222
<b>Total--International Security Assistance.....</b>	<b>2,733</b>	<b>13</b>	<b>2,720</b>	<b>5,352</b>	<b>20</b>	<b>5,331</b>	<b>3,616</b>	<b>33</b>	<b>3,583</b>
<b>Multilateral Assistance:</b>									
<b>Contribution to the International Development Association:</b>									
Association.....	.....	.....	.....	.....	.....	.....	120	.....	120
Other.....	21	.....	21	586	.....	586	686	.....	686
<b>Total--Multilateral Assistance.....</b>	<b>21</b>	<b>.....</b>	<b>21</b>	<b>586</b>	<b>.....</b>	<b>586</b>	<b>806</b>	<b>.....</b>	<b>806</b>
<b>Agency for International Development:</b>									
Development Assistance Program.....	123	.....	123	560	.....	560	468	.....	468
Assistance for Europe, Eurasia and Central Asia.....	46	.....	46	175	.....	175	133	.....	133
International Disaster Assistance.....	162	.....	162	404	.....	404	483	.....	483
Operating Expenses.....	93	.....	93	406	.....	406	399	.....	399
Other.....	64	91	-27	308	159	149	318	180	138
Proprietary Receipts from the Public.....	.....	3	-3	.....	34	-34	.....	69	-69
Intrabudgetary Transactions.....	3	.....	3	-11	.....	-11	23	.....	23
<b>Total--Agency for International Development.....</b>	<b>491</b>	<b>95</b>	<b>397</b>	<b>1,841</b>	<b>194</b>	<b>1,648</b>	<b>1,823</b>	<b>249</b>	<b>1,575</b>
<b>Overseas Private Investment Corporation:</b>									
Overseas Private Investment Corporation Accounts.....	16	15	1	35	65	-30	28	47	-20
Proprietary Receipts from the Public.....	.....	1	-1	.....	6	-6	.....	13	-13
<b>Total--Overseas Private Investment Corporation.....</b>	<b>16</b>	<b>15</b>	<b>(**)</b>	<b>35</b>	<b>71</b>	<b>-36</b>	<b>28</b>	<b>61</b>	<b>-33</b>
Peace Corps.....	26	(**)	26	116	(**)	115	128	(**)	128
International Monetary Programs.....	-235	.....	-235	153	.....	153	-53	.....	-53
<b>Military Sales Programs:</b>									
Foreign Military Sales Trust Fund.....	1,899	.....	1,899	8,157	.....	8,157	7,357	.....	7,357
Other.....	.....	.....	.....	.....	.....	.....	(**)	.....	(**)
Proprietary Receipts from the Public.....	.....	1,821	-1,821	.....	7,306	-7,306	.....	8,411	-8,411
Other.....	7	(**)	7	37	(**)	37	44	1	43
<b>Total--International Assistance Programs.....</b>	<b>5,032</b>	<b>1,944</b>	<b>3,088</b>	<b>16,786</b>	<b>7,591</b>	<b>9,195</b>	<b>14,237</b>	<b>8,755</b>	<b>5,482</b>
<b>National Aeronautics and Space Administration:</b>									
Science.....	362	.....	362	1,596	.....	1,596	1,637	.....	1,637
Aeronautics.....	44	.....	44	195	.....	195	185	.....	185
Exploration.....	201	.....	201	1,088	.....	1,088	1,013	.....	1,013
Cross Agency Support.....	136	.....	136	962	.....	962	1,040	.....	1,040
Space Operations.....	186	.....	186	1,397	.....	1,397	1,866	.....	1,866
Other.....	45	.....	45	155	.....	155	120	.....	120
Proprietary Receipts from the Public.....	.....	(**)	(**)	.....	1	-1	.....	2	-2
Intrabudgetary Transactions.....	(**)	.....	(**)	6	.....	6	(**)	.....	(**)
<b>Total--National Aeronautics and Space Administration.....</b>	<b>974</b>	<b>(**)</b>	<b>975</b>	<b>5,399</b>	<b>1</b>	<b>5,399</b>	<b>5,861</b>	<b>2</b>	<b>5,859</b>
<b>National Science Foundation:</b>									
Research and Related Activities.....	540	.....	540	1,846	.....	1,846	1,881	.....	1,881
Education and Human Resources.....	4	.....	4	238	.....	238	220	.....	220
Other.....	22	.....	22	201	.....	201	153	.....	153
Proprietary Receipts from the Public.....	.....	2	-2	.....	5	-5	.....	6	-6
<b>Total--National Science Foundation.....</b>	<b>566</b>	<b>2</b>	<b>564</b>	<b>2,285</b>	<b>5</b>	<b>2,280</b>	<b>2,254</b>	<b>6</b>	<b>2,248</b>
<b>Office of Personnel Management:</b>									
<b>Government Payment for Annuitants, Employees</b>									
Health and Life Insurance Benefits.....	842	.....	842	3,474	.....	3,474	3,232	.....	3,232
Civil Service Retirement and Disability Fund.....	6,275	.....	6,275	24,088	.....	24,088	23,444	.....	23,444
Employees Life Insurance Fund.....	194	257	-64	839	1,383	-544	788	1,431	-644
Employees and Retired Employees Health Benefits Fund.....	3,289	3,451	-163	13,976	14,279	-302	13,135	13,922	-787
Other.....	64	.....	64	53	.....	53	30	.....	30
Proprietary Receipts from the Public.....	.....	5	-5	.....	7	-7	.....	2	-2
<b>Intrabudgetary Transactions:</b>									
Postal Service Contributions.....	.....	.....	.....	-821	.....	-821	-783	.....	-783
Civil Service Retirement and Disability Fund:									
Other.....	-4	.....	-4	-17	.....	-17	-17	.....	-17
<b>Total--Office of Personnel Management.....</b>	<b>10,659</b>	<b>3,713</b>	<b>6,946</b>	<b>41,593</b>	<b>15,669</b>	<b>25,924</b>	<b>39,827</b>	<b>15,355</b>	<b>24,472</b>



**Table 5. Outlays of the U.S. Government, January 2012 and Other Periods - Continued**

Classification	[\$ millions]								
	This Month			Current Fiscal Year to Date			Prior Fiscal Year to Date		
	Gross Outlays	Applicable Receipts	Outlays	Gross Outlays	Applicable Receipts	Outlays	Gross Outlays	Applicable Receipts	Outlays
<b>Small Business Administration:</b>									
Salaries and Expenses .....	-195	.....	-195	34	.....	34	126	(**)	126
Business Loans Program .....	171	.....	171	225	.....	225	222	.....	222
Disaster Loans Program .....	124	1	123	146	2	144	156	14	142
Other .....	3	2	1	12	5	7	13	5	8
Proprietary Receipts from the Public .....	.....	(**)	(**)	.....	(**)	(**)	.....	(**)	(**)
Intrabudgetary Transactions .....	(**)	.....	(**)	(**)	.....	(**)	.....	.....	.....
<b>Total--Small Business Administration .....</b>	<b>103</b>	<b>2</b>	<b>101</b>	<b>418</b>	<b>7</b>	<b>411</b>	<b>517</b>	<b>18</b>	<b>499</b>
<b>Social Security Administration:</b>									
Payments to Social Security Trust Funds .....	17,846	.....	17,846	48,252	.....	48,252	19,143	.....	19,143
Supplemental Security Income Program .....	696	.....	696	13,767	.....	13,767	16,977	.....	16,977
Economic Recovery Payments .....	(**)	.....	(**)	(**)	.....	(**)	18	.....	18
<b>Federal Old-Age and Survivors Insurance Trust Fund (Off-Budget):</b>									
Benefit Payments .....	52,114	.....	52,114	203,029	.....	203,029	195,035	.....	195,035
Administrative Expenses .....	184	.....	184	1,046	.....	1,046	1,263	.....	1,263
Other .....	.....	.....	.....	.....	.....	.....	113	.....	113
<b>Total--FOASI Trust Fund .....</b>	<b>52,298</b>	<b>.....</b>	<b>52,298</b>	<b>204,075</b>	<b>.....</b>	<b>204,075</b>	<b>196,411</b>	<b>.....</b>	<b>196,411</b>
<b>Federal Disability Insurance Trust Fund (Off-Budget):</b>									
Benefit Payments .....	11,285	.....	11,285	43,669	.....	43,669	42,107	.....	42,107
Administrative Expenses .....	249	.....	249	895	.....	895	943	.....	943
Other .....	.....	.....	.....	.....	.....	.....	3	.....	3
<b>Total--FDI Trust Fund .....</b>	<b>11,534</b>	<b>.....</b>	<b>11,534</b>	<b>44,564</b>	<b>.....</b>	<b>44,564</b>	<b>43,052</b>	<b>.....</b>	<b>43,052</b>
Other .....	25	.....	25	69	.....	69	73	.....	73
<b>Proprietary Receipts from the Public:</b>									
On-Budget .....	.....	134	-134	.....	701	-701	.....	824	-824
Off-Budget .....	.....	3	-3	.....	14	-14	.....	13	-13
<b>Intrabudgetary Transactions:</b>									
<b>On-Budget:</b>									
Quinquennial Adjustment for Military Service Credits from FOASI and FDI .....	.....	.....	.....	.....	.....	.....	-116	.....	-116
<b>Off-Budget?</b>									
.....	-17,846	.....	-17,846	-48,252	.....	-48,252	-19,142	.....	-19,142
<b>Total--Social Security Administration .....</b>	<b>64,552</b>	<b>137</b>	<b>64,416</b>	<b>262,475</b>	<b>714</b>	<b>261,761</b>	<b>256,416</b>	<b>836</b>	<b>255,580</b>
<b>Other Independent Agencies:</b>									
Broadcasting Board of Governors .....	65	-2	66	216	-3	219	231	-3	234
Bureau of Consumer Financial Protection .....	15	.....	15	66	(**)	66	2	.....	2
Corporation for National and Community Service .....	90	(**)	90	338	1	337	343	(**)	343
Corporation for Public Broadcasting .....	6	.....	6	444	.....	444	430	.....	430
<b>District of Columbia:</b>									
Courts .....	28	.....	28	105	.....	105	108	.....	108
General and Special Payments .....	52	(**)	52	172	(**)	172	228	(**)	228
Equal Employment Opportunity Commission .....	26	(**)	26	112	(**)	112	131	(**)	131
Export-Import Bank of the United States .....	-80	-3	-77	-236	16	-251	-193	60	-253
<b>Federal Communications Commission:</b>									
Universal Service Fund .....	742	.....	742	3,128	.....	3,128	3,089	.....	3,089
Spectrum Auction Program Account .....	1	.....	1	1	.....	1	(**)	.....	(**)
Other .....	29	2	27	115	9	106	132	7	124
<b>Federal Deposit Insurance Corporation:</b>									
Deposit Insurance Fund .....	1,164	44	1,120	1,967	-4	1,971	-883	31	-914
FSLIC Resolution Fund .....	(**)	(**)	(**)	52	10	42	3	20	-17
<b>Total--Federal Deposit Insurance Corporation .....</b>	<b>1,164</b>	<b>44</b>	<b>1,120</b>	<b>2,019</b>	<b>6</b>	<b>2,013</b>	<b>-879</b>	<b>51</b>	<b>-931</b>
Federal Drug Control Programs .....	20	.....	20	184	.....	184	98	.....	98
Federal Housing Finance Agency .....	22	.....	22	73	.....	73	50	.....	50
Intelligence Community Management Account .....	31	.....	31	227	.....	227	166	.....	166
Legal Services Corporation .....	28	.....	28	121	.....	121	141	.....	141
National Archives and Records Administration .....	30	2	28	130	12	118	156	6	150
National Credit Union Administration .....	24	45	-21	2,492	513	1,979	11,364	22,534	-11,170
National Endowment for the Arts .....	12	(**)	12	53	(**)	53	60	(**)	59
National Endowment for the Humanities .....	10	(**)	10	48	1	47	47	1	46
Institute of Museum and Library Services .....	20	.....	20	90	1	89	92	(**)	92
National Labor Relations Board .....	20	(**)	20	86	(**)	86	98	(**)	98
Nuclear Regulatory Commission .....	87	56	30	332	269	63	350	237	113
<b>Postal Service:</b>									
<b>Off-Budget:</b>									
Public Enterprise Funds .....	6,556	7,291	-735	25,039	25,515	-476	24,337	24,043	295
Other .....	202	.....	202	256	.....	256	110	.....	110
Other .....	.....	.....	.....	76	.....	76	102	.....	102

**Table 5. Outlays of the U.S. Government, January 2012 and Other Periods - Continued**

Classification	[\$ millions]								
	This Month			Current Fiscal Year to Date			Prior Fiscal Year to Date		
	Gross Outlays	Applicable Receipts	Outlays	Gross Outlays	Applicable Receipts	Outlays	Gross Outlays	Applicable Receipts	Outlays
<b>Other Independent Agencies:—Continued</b>									
Railroad Retirement Board:									
Federal Windfall Subsidy .....	4	.....	4	17	.....	17	19	.....	19
Federal Payments to the Railroad Retirement Accounts.....	140	.....	140	359	.....	359	253	.....	253
Railroad Unemployment Insurance Trust Fund:									
Benefit Payments.....	9	.....	9	31	.....	31	36	.....	36
Transfer to Administrative Funds .....	1	.....	1	4	.....	4	5	.....	5
Rail Industry Pension Fund:									
Benefit Payments.....	398	.....	398	1,568	.....	1,568	1,517	.....	1,517
Advances from FOASDI Fund.....	-119	.....	-119	-458	.....	-458	-455	.....	-455
OASDI Certifications.....	119	.....	119	458	.....	458	455	.....	455
Transfer to Administrative Funds .....	5	.....	5	22	.....	22	21	.....	21
Other.....	(**)	.....	(**)	(**)	.....	(**)	(**)	.....	(**)
National Railroad Retirement Investment Trust:									
Administrative Expenses.....	14	.....	14	30	.....	30	22	.....	22
Transfers to the Railroad Retirement Trust Funds from the National Railroad Retirement Investment Trust.....	220	.....	220	494	.....	494	639	.....	639
Railroad Social Security Equivalent Benefit Account:									
Benefit Payments.....	545	.....	545	2,127	.....	2,127	2,094	.....	2,094
Transfer to Administrative Funds .....	2	.....	2	9	.....	9	10	.....	10
Other .....	2	.....	2	2	.....	2	6	.....	6
Proprietary Receipts from the Public.....	.....	14	-14	.....	-572	572	.....	3,082	-3,082
Intrabudgetary Transactions:									
Other.....	-360	.....	-360	-853	.....	-853	-892	.....	-892
<b>Total--Railroad Retirement Board .....</b>	<b>980</b>	<b>14</b>	<b>966</b>	<b>3,809</b>	<b>-572</b>	<b>4,381</b>	<b>3,731</b>	<b>3,082</b>	<b>649</b>
Securities and Exchange Commission.....	88	(**)	88	378	(**)	378	289	(**)	289
Smithsonian Institution.....	75	(**)	75	323	(**)	323	297	.....	297
Tennessee Valley Authority .....	3,522	3,227	295	12,724	12,177	547	11,174	10,640	533
Other .....	180	125	55	926	185	741	784	208	576
<b>Total--Other Independent Agencies .....</b>	<b>14,046</b>	<b>10,802</b>	<b>3,244</b>	<b>53,850</b>	<b>38,131</b>	<b>15,719</b>	<b>57,068</b>	<b>60,868</b>	<b>-3,800</b>
<b>Undistributed Offsetting Receipts:</b>									
Employer Share, Employee Retirement:									
Department of Health and Human Services:									
Federal Hospital Insurance Trust Fund:									
Federal Employer Contributions.....	-294	.....	-294	-1,143	.....	-1,143	-1,128	.....	-1,128
Postal Service Employer Contributions .....	-48	.....	-48	-198	.....	-198	-234	.....	-234
Department of State:									
Foreign Service Retirement and Disability Fund .....	-24	.....	-24	-109	.....	-109	-103	.....	-103
Other Defense Civil Programs:									
Military Retirement Fund.....	-1,821	.....	-1,821	-12,773	.....	-12,773	-11,679	.....	-11,679
Department of Defense Medicare-Eligible Retiree Health Care Fund .....									
.....	.....	.....	.....	-11,145	.....	-11,145	-11,315	.....	-11,315
Office of Personnel Management:									
Civil Service Retirement and Disability Fund .....	-1,874	.....	-1,874	-8,838	.....	-8,838	-8,059	.....	-8,059
Social Security Administration (Off-Budget):									
Federal Old-Age and Survivors Insurance Trust Fund:									
Federal Employer Contributions.....	-1,162	.....	-1,162	-4,045	.....	-4,045	-4,056	.....	-4,056
Federal Disability Insurance Trust Fund:									
Federal Employer Contributions.....	-197	.....	-197	-686	.....	-686	-688	.....	-688
Other .....	(**)	.....	(**)	(**)	.....	(**)	(**)	.....	(**)
<b>Total--Employer Share, Employee Retirement.....</b>	<b>-5,420</b>	<b>.....</b>	<b>-5,420</b>	<b>-38,937</b>	<b>.....</b>	<b>-38,937</b>	<b>-37,263</b>	<b>.....</b>	<b>-37,263</b>

**Table 5. Outlays of the U.S. Government, January 2012 and Other Periods - Continued**

Classification	[\$ millions]								
	This Month			Current Fiscal Year to Date			Prior Fiscal Year to Date		
	Gross Outlays	Applicable Receipts	Outlays	Gross Outlays	Applicable Receipts	Outlays	Gross Outlays	Applicable Receipts	Outlays
<b>Undistributed Offsetting Receipts:—Continued</b>									
Interest Received by Trust Funds:									
Judicial Branch:									
Judicial Survivors Annuity Fund .....	-1	.....	-1	-3	.....	-3	-5	.....	-5
Department of Health and Human Services:									
Federal Hospital Insurance Trust Fund .....	-6	.....	-6	-5,706	.....	-5,706	-6,563	.....	-6,563
Federal Supplementary Medical Insurance Trust Fund .....	-1	.....	-1	-1,447	.....	-1,447	-1,516	.....	-1,516
Department of Homeland Security:									
Oil Spill Liability Trust Fund .....	-1	.....	-1	-10	.....	-10	-8	.....	-8
Other .....	-2	.....	-2	-4	.....	-4	5	.....	5
Department of Labor:									
Unemployment Trust Fund .....	-2	.....	-2	-228	.....	-228	-342	.....	-342
Department of State:									
Foreign Service Retirement and Disability Fund .....	(**)	.....	(**)	-362	.....	-362	-373	.....	-373
Department of Transportation:									
Airport and Airway Trust Fund .....	-2	.....	-2	-104	.....	-104	-83	.....	-83
Department of Veterans Affairs:									
National Service Life Insurance Fund .....	(**)	.....	(**)	-187	.....	-187	-212	.....	-212
United States Government Life Insurance Fund .....	(**)	.....	(**)	(**)	.....	(**)	-1	.....	-1
Corps of Engineers .....	-1	.....	-1	43	.....	43	-45	.....	-45
Other Defense Civil Programs:									
Military Retirement Fund .....	-1,034	.....	-1,034	-3,841	.....	-3,841	-4,171	.....	-4,171
Educational Benefits Fund .....	-6	.....	-6	-13	.....	-13	-17	.....	-17
Armed Forces Retirement Home .....	(**)	.....	(**)	-2	.....	-2	-3	.....	-3
Environmental Protection Agency .....	(**)	.....	(**)	(**)	.....	(**)	-11	.....	-11
Office of Personnel Management:									
Civil Service Retirement and Disability Fund .....	-1	.....	-1	-17,431	.....	-17,431	-17,850	.....	-17,850
Social Security Administration (Off-Budget):									
Federal Old-Age and Survivors Insurance Trust Fund .....	-15	.....	-15	-52,378	.....	-52,378	-53,350	.....	-53,350
Federal Disability Insurance Trust Fund .....	-3	.....	-3	-3,722	.....	-3,722	-4,410	.....	-4,410
Independent Agencies:									
Railroad Retirement Board .....	-4	.....	-4	-20	.....	-20	-33	.....	-33
Other .....	-1	.....	-1	-4	.....	-4	-4	.....	-4
Other .....	21	.....	21	10	.....	10	-48	.....	-48
Total--Interest Received by Trust Funds .....	-1,058	.....	-1,058	-85,409	.....	-85,409	-89,038	.....	-89,038
Rents and Royalties on the Outer Continental Shelf Lands .....	.....	1,178	-1,178	.....	2,181	-2,181	.....	1,862	-1,862
Total--Undistributed Offsetting Receipts .....	-6,478	1,178	-7,656	-124,347	2,181	-126,528	-126,300	1,862	-128,162
Total Outlays .....	301,432	39,701	261,731	1,268,469	129,565	1,138,903	1,335,252	158,149	1,177,103
Total On-Budget .....	250,065	32,407	217,658	1,103,617	104,036	999,581	1,152,987	134,093	1,018,894
Total Off-Budget .....	51,367	7,294	44,073	164,851	25,529	139,323	182,265	24,055	158,209
Total Surplus (+) or Deficit .....			-27,412			-349,147			-418,756
Total On-Budget .....			-38,787			-384,684			-451,424
Total Off-Budget .....			+11,375			+35,537			+32,667

**MEMORANDUM**

Receipts Offset Against Outlays (In Millions)

	Current Fiscal Year to Date	Comparable Period Prior Fiscal Year
Proprietary Receipts .....	58,108	67,431
Intrabudgetary Transactions .....	341,486	320,520
Governmental Receipts .....	2,501	2,272
Total Receipts Offset Against Outlays .....	402,095	390,222

<sup>1</sup>Outlays have been increased for the Department of Agriculture and correspondingly decreased by \$4 million for the Department of Defense-Military Programs to reflect additional reporting by the Department of Agriculture for the month of September 2011.

<sup>2</sup>Includes FICA and SECA tax credits, non-contributory military service credits, special benefits for the aged, and credit for the unnegotiated OASI benefit checks.

... No Transactions

(\*\*) Less than \$500,000

Note: Details may not add to totals due to rounding.

**Table 6. Means of Financing the Deficit or Disposition of Surplus by the U.S. Government, January 2012 and Other Periods**

Assets and Liabilities Directly Related to Budget Off-Budget Activity	(\$ millions)					
	Net Transactions (-) denotes net reduction of either liability or asset accounts			Account Balances Current Fiscal Year		
	This Month	Fiscal Year to Date		Beginning of		Close of
	This Year	Prior Year	This Year	This Month	This Month	
<b>Liability Accounts:</b>						
Borrowing from the Public:						
Treasury Securities, Issued Under General Financing Authorities:						
Debt Held by the Public .....	124,712	445,343	462,608	10,127,031	10,447,663	10,572,374
Intragovernmental Holdings .....	8,489	120,457	106,820	4,663,309	4,775,277	4,783,766
Total Treasury Securities Outstanding .....	133,200	565,800	569,428	14,790,340	15,222,940	15,356,140
Plus Premium on Treasury Securities .....	646	5,414	1,098	20,743	25,511	26,157
Less Discount on Treasury Securities .....	-54	-783	2,484	73,848	73,119	73,065
Total Treasury Securities Net of Premium and Discount .....	133,900	571,997	568,042	14,737,235	15,175,332	15,309,232
Agency Securities, Issued Under Special Financing Authorities (See Schedule B. for Other Agency Borrowing, See Schedule C) .....	-670	-383	401	24,988	25,274	24,605
Total Federal Securities .....	133,231	571,614	568,443	14,762,223	15,200,606	15,333,837
Deduct:						
Federal Securities Held As Investments of Government Accounts (See Schedule D) .....	8,412	120,547	106,530	4,658,307	4,770,443	4,778,855
Less Discount on Federal Securities Held as Investments of Government Accounts .....	-95	-378	-670	23,696	23,413	23,318
Net Federal Securities Held as Investments of Government Accounts .....	8,507	120,925	107,200	4,634,612	4,747,030	4,755,537
Total Borrowing from the Public .....	124,724	450,689	461,243	10,127,611	10,453,576	10,578,300
Accrued Interest Payable to the Public .....	-357	10,365	10,687	51,527	62,249	61,892
Allocations of Special Drawing Rights .....	558	-372	203	55,150	54,219	54,777
Deposit Funds .....	4,698	1,803	2,879	12,167	9,272	13,970
Miscellaneous Liability Accounts (Includes Checks Outstanding Etc.) .....	-1,158	-2,266	-982	10,941	9,833	8,675
Total Liability Accounts .....	128,466	460,219	474,031	10,257,395	10,589,149	10,717,615
<b>Asset Accounts (Deduct)</b>						
Cash and Monetary Assets:						
U.S. Treasury Operating Cash: <sup>1</sup>						
Federal Reserve Account .....	72,859	102,311	39,301	56,284	85,737	158,596
Supplementary Financing Program Account .....	.....	.....	2	.....	.....	.....
Tax and Loan Note Accounts .....	.....	-1,805	3	1,805	.....	.....
Balance .....	72,859	100,506	39,306	58,090	85,737	158,596
Special Drawing Rights:						
Total Holdings .....	566	-354	222	55,875	54,955	55,521
SDR Certificates Issued to Federal Reserve Banks .....	.....	.....	.....	-5,200	-5,200	-5,200
Balance .....	566	-354	222	50,675	49,755	50,321
Reserve Position on the U.S. Quota in the IMF:						
U.S. Subscription to International Monetary Fund:						
Direct Quota Payments .....	.....	.....	.....	54,424	54,424	54,424
Maintenance of Value Adjustments .....	666	-444	214	11,356	10,245	10,912
Letter of Credit Issued to IMF .....	49	584	-266	-44,675	-44,140	-44,091
Dollar Deposits with the IMF .....	-1	-17	1	-153	-170	-171
Receivable/payable (-) for Interim Maintenance of Value Adjustments .....	-431	290	-160	1,705	2,427	1,996
Balance .....	284	413	-212	22,657	22,787	23,070
Loans to International Monetary Fund .....	.....	1,251	.....	6,230	7,481	7,481
Other Cash and Monetary Assets .....	-125	509	-234	25,501	26,135	26,010
Total Cash and Monetary Assets .....	73,583	102,325	39,082	163,153	191,894	265,478
Non-Federal Securities of the National Railroad Retirement Investment Trust .....	-166	-956	2,953	22,946	22,156	21,990
Net Activity, Guaranteed Loan Financing (See Schedule E) .....	369	2,248	2,526	-22,110	-20,232	-19,863
Net Activity, Direct Loan Financing (See Schedule E) .....	27,759	6,843	10,909	792,423	771,508	799,267
Miscellaneous Asset Accounts .....	-491	612	-195	-332	771	280
Total Asset Accounts .....	101,054	111,072	55,274	956,079	966,097	1,067,151
Excess of Liabilities (+) or Assets (-) .....	27,412	349,147	418,756	9,301,316	9,623,052	9,650,464
Transactions Not Applied to Current Year's Surplus Or Deficit (See Schedule A for Details) .....	.....	.....	.....	.....	.....	.....
Total Budget and Off-Budget Federal Entities (Financing of Deficit (+) or Disposition of Surplus (-)) .....	27,412	349,147	418,756	9,301,316	9,623,052	9,650,464

<sup>1</sup>Major sources of information used to determine Treasury's operating cash balance include Federal Reserve Banks, the Treasury Regional Finance Centers, the Internal Revenue Service Centers, the Bureau of the Public Debt and various electronic systems. Deposits are reflected as received and withdrawals are reflected as processed.

... No Transactions  
Note: Details may not add to totals due to rounding.

**Table 6. Schedule A-Analysis of Change in Excess of Liabilities of the U.S. Government, January 2012 and Other Periods**

Classification	[\$ millions]		
	This Month	Fiscal Year to Date	
		This Year	Prior Year
Excess of Liabilities Beginning of Period:			
Based on Composition of Unified Budget in			
Preceding Period .....	9,623,052	9,302,243	8,003,515
Adjustments During Current Fiscal Year for			
Changes in Composition of Unified Budget:			
Revisions by Federal Agencies to the Prior Budget Results .....	.....	-926	999
Excess of Liabilities Beginning of Period (Current Basis).....	9,623,052	9,301,316	8,004,514
Budget Surplus (-) or Deficit:			
Based on Composition of Unified Budget in Prior Fiscal Year.....	27,412	349,147	418,756
Total Surplus (-) or Deficit (Table 2).....	27,412	349,147	418,756
Total-On-Budget (Table 2).....	38,787	384,684	451,424
Total-Off-Budget (Table 2).....	-11,375	-35,537	-32,667
Transactions Not Applied to Current Year's Surplus or Deficit:			
Total-Transactions Not Applied to Current Year's Surplus or Deficit .....	.....	.....	.....
Excess of Liabilities Close of Period .....	9,650,464	9,650,464	8,423,270

... No Transactions

Note: Details may not add to totals due to rounding.

**Table 6. Schedule B-Securities Issued by Federal Agencies Under Special Financing Authorities, January 2012 and Other Periods**

Classification	[\$ millions]					
	This Month	Net Transactions (-) denotes net reduction of liability accounts		Account Balances Current Fiscal Year		
		Fiscal Year to Date		Beginning of		Close of
	This Year	Prior Year	This Year	This Month	This Month	
Agency Securities, Issued Under Special Financing Authorities:						
Obligations Guaranteed by the United States,						
Issued By:						
Department of Housing and Urban Development:						
Federal Housing Administration .....	.....	.....	3	29	29	29
Obligations Not Guaranteed by the United States,						
Issued By:						
Legislative Branch:						
Architect of the Capitol.....	1	4	4	133	136	137
Independent Agencies:						
Federal Communications Commission.....	.....	.....	.....	(**)	(**)	(**)
National Archives and Records Administration .....	.....	.....	.....	166	166	166
Tennessee Valley Authority .....	-671	-387	394	24,660	24,943	24,273
Total Agency Securities .....	-670	-383	401	24,988	25,274	24,605

... No Transactions

Note: Details may not add to totals due to rounding.

(\*\*) Less than \$500,000

**Table 6. Schedule C (Memorandum)-Federal Agency Borrowing Financed Through the Issue of Treasury Securities, January 2012 and Other Periods**

[\$ millions]

Classification	Transactions			Account Balances Current Fiscal Year		
	This Month	Fiscal Year to Date		Beginning of		Close of This Month
		This Year	Prior Year	This Year	This Month	
<b>Borrowing from the Treasury:</b>						
Department of Agriculture:						
Farm Service Agency:						
Commodity Credit Corporation.....	-8,240	.....	11,667	705	8,946	705
Agricultural Credit Insurance Fund.....	1,012	1,012	-892	7,647	7,647	8,659
Farm Storage Facility Loans.....	.....	296	220	997	1,293	1,293
Rural Housing Service:						
Rural Housing Insurance.....	86	343	486	15,511	15,768	15,853
Rural Community Facility Loans Fund.....	34	216	301	3,714	3,896	3,930
Multifamily Housing Revitalization Loan Account.....	13	26	47	214	227	240
Rural Business - Cooperative Service:						
Rural Business and Industry Loans.....	.....	(**)	.....	53	53	53
Rural Development Loan Fund.....	1	4	4	308	311	312
Rural Economic Development Loan Fund.....	3	8	10	112	117	120
Renewable Energy Guaranteed Loan Account.....	.....	.....	.....	7	7	7
Rural Microenterprise Investment Loans.....	(**)	2	1	8	10	10
Biorefinery Assistance Loan Account.....	.....	.....	.....	36	36	36
Rural Utilities Service:						
Rural Water and Waste Disposal Fund.....	76	370	474	10,310	10,604	10,680
Rural Electrification and Telecommunications Fund.....	31	139	173	13,424	13,532	13,563
Rural Telephone Bank.....	2	5	7	405	408	410
Distance Learning and Telemedicine Program.....	25	113	71	744	832	856
Foreign Agricultural Service.....	.....	.....	.....	1,163	1,163	1,163
Department of Commerce:						
National Oceanic and Atmospheric Administration:						
Fisheries Finance.....	(**)	33	33	539	572	572
Fishing Vessel Obligations.....	.....	.....	.....	1	1	1
Department of Defense - Military Programs:						
Arms Initiative Loans.....	.....	.....	.....	(**)	(**)	(**)
Family Housing Improvement Loans.....	3	63	48	778	838	841
Department of Education:						
College Housing and Academic Facilities Loans.....	.....	-7	.....	57	50	50
Federal Direct Student Loans.....	6,584	129,602	77,675	436,233	559,251	565,835
Teach Grant Loans.....	.....	69	65	281	350	350
Temporary Student Loan Purchase Authority.....	750	-50	-3,255	80,265	79,465	80,215
Federal Family Education Loans.....	.....	.....	.....	29,484	29,484	29,484
Department of Energy:						
Bonneville Power Administration Fund.....	75	210	250	2,943	3,078	3,153
Western Area Power Administration - Recovery Act.....	.....	15	52	161	176	176
Department of Health and Human Services:						
Health Education Assistance Loans.....	.....	.....	.....	1	1	1
Department of Homeland Security:						
National Flood Insurance Fund.....	.....	.....	-750	17,750	17,750	17,750
Disaster Assistance Loan Fund.....	.....	.....	.....	4	4	4
Department of Housing and Urban Development:						
Public and Indian Housing Programs:						
Low-Rent Public Housing - Loans and Other Expenses.....	.....	.....	.....	20	20	20
Housing Programs:						
Emergency Homeowners' Relief Fund.....	.....	.....	.....	23	23	23
Federal Housing Administration.....	.....	.....	.....	6,032	6,032	6,032
Green Retrofit Program for Multifamily Housing-Recovery Act.....	.....	.....	.....	15	15	15

**Table 6. Schedule C (Memorandum)-Federal Agency Borrowing Financed Through the Issue of Treasury Securities, January 2012 and Other Periods**

Classification	[\$ millions]					
	Transactions			Account Balances Current Fiscal Year		
	This Month	Fiscal Year to Date		Beginning of		Close of This Month
This Year		Prior Year	This Year	This Month		
<b>Borrowing from the Treasury:—Continued</b>						
Department of the Interior:						
Helium Fund .....	.....	.....	.....	224	224	224
Bureau of Reclamation Loan Fund .....	.....	.....	.....	36	36	36
Bureau of Indian Affairs .....	.....	.....	.....	7	7	7
Assistance to American Samoa Loan Fund .....	.....	.....	.....	10	10	10
Department of Labor:						
Black Lung Disability Trust Fund.....	.....	.....	.....	5,533	5,533	5,533
Department of State:						
Repatriation Loans.....	(**)	(**)	(**)	3	3	3
Department of Transportation:						
Federal Aviation Administration:						
Aircraft Purchase Loan Guarantee Program .....	.....	(**)	.....	(**)	.....	.....
Federal Highway Administration:						
Transportation Infrastructure Finance and Innovation Fund.....	33	136	498	3,633	3,737	3,770
Federal Railroad Administration:						
Railroad Rehabilitation and Improvement Loan Fund .....	4	59	18	509	564	567
Other .....	.....	.....	.....	(**)	(**)	(**)
Maritime Administration:						
Ocean Freight Differential .....	.....	-95	-127	95	(**)	(**)
Maritime Guaranteed Loan (Title XI) Fund.....	.....	.....	.....	104	104	104
Department of Treasury:						
Departmental Offices:						
Community Development Financial Institutions Fund .....	.....	.....	.....	36	36	36
Housing and Economic Recovery Programs.....	-7,397	-7,397	.....	71,890	71,890	64,493
Temporary Credit and Liquidity Program .....	-3	-3	.....	14,852	14,852	14,849
Troubled Assets Insurance Financing Fund .....	.....	-60	.....	833	773	773
Troubled Asset Relief Program.....	.....	-19,649	19,000	128,664	109,015	109,015
Small Business Lending Financing Fund .....	.....	.....	.....	3,736	3,736	3,736
Federal Financing Bank Revolving Fund .....	-382	2,215	-8,210	45,257	47,854	47,472
Department of Veterans Affairs:						
Veterans Housing Benefit Program Fund.....	.....	1,360	259	1,599	2,959	2,959
Native American Veteran Housing Fund.....	.....	11	27	74	85	85
Vocational Rehabilitation Loan Fund .....	2	3	(**)	1	2	4
Corps of Engineers:						
Washington Aqueduct.....	.....	(**)	(**)	5	5	5
Environmental Protection Agency:						
Abatement, Control, and Compliance Loan Program .....	.....	.....	(**)	3	3	3
General Services Administration:						
Land Acquisition and Development Fund.....	.....	(**)	.....	(**)	.....	.....
International Assistance Program:						
International Security Assistance:						
Foreign Military Loan Program.....	.....	.....	.....	11	11	11
Military Debt Reduction.....	.....	.....	.....	32	32	32
Agency for International Development:						
International Debt Reduction .....	.....	.....	.....	478	478	478
Development Credit Authority Loan Fund .....	.....	.....	.....	(**)	(**)	(**)
Overseas Private Investment Corporation .....	46	155	150	1,828	1,937	1,983
International Monetary Programs.....	.....	.....	.....	1,948	1,948	1,948
Small Business Administration:						
Business Loan Fund .....	.....	.....	.....	3,905	3,905	3,905
Disaster Loan Fund .....	.....	.....	60	7,284	7,284	7,284
Independent Agencies:						
Export-Import Bank of the United States.....	481	2,302	229	8,279	10,100	10,581
Federal Communications Commission:						
Spectrum Auction Loan Fund .....	.....	.....	.....	50	50	50
National Credit Union Administration .....	.....	.....	.....	3,500	3,500	3,500
Presidio Trust Fund .....	.....	.....	.....	50	50	50
Railroad Retirement Board:						
Social Security Equivalent Benefit Account.....	339	1,281	1,326	3,484	4,426	4,765
Smithsonian Institution:						
John F. Kennedy Center Parking Facilities.....	.....	.....	.....	20	20	20
<b>Total Agency Borrowing from the Treasury</b>						
<b>Financed Through Treasury Securities Issued .....</b>	<b>-6,422</b>	<b>112,788</b>	<b>99,918</b>	<b>937,923</b>	<b>1,057,133</b>	<b>1,050,711</b>

**Table 6. Schedule C (Memorandum)-Federal Agency Borrowing Financed Through the Issue of Treasury Securities, January 2012 and Other Periods**

Classification	[\$ millions]					
	This Month	Transactions		Account Balances Current Fiscal Year		
		Fiscal Year to Date		Beginning of		Close of
	This Year	Prior Year	This Year	This Month	This Month	
<b>Borrowing from the Federal Financing Bank:</b>						
Department of Agriculture:						
Rural Utilities Service:						
Rural Electrification and Telecommunications Fund .....	-174	1,331	966	34,178	35,684	35,510
Department of Defense - Military Programs:						
Department of the Navy .....	.....	.....	.....	1,624	1,624	1,624
Defense Agencies.....	.....	.....	.....	-1,624	-1,624	-1,624
Department of Education:						
Historically Black College and University Capital Financing Fund .....	-2	6	18	778	787	784
Department of Energy:						
Title 17 Innovative Technology Loans.....	328	1,508	677	6,921	8,101	8,429
Department of Health and Human Services:						
Health Maintenance Organization Loan and Loan Guarantee Fund.....	.....	.....	.....	(**)	(**)	(**)
Department of Housing and Urban Development:						
Department of Transportation:						
Railroad Rehabilitation and Improvement Loan Fund .....	.....	(**)	(**)	1	1	1
Department of Veterans Affairs:						
Guaranteed Transitional Housing for Homeless Veterans .....	(**)	(**)	(*)	5	5	5
General Services Administration:						
Federal Buildings Fund.....	-16	-32	-29	1,897	1,881	1,865
International Assistance Program:						
Foreign Military Financing Program .....	(**)	-1	-12	294	293	293
Small Business Administration:						
Business Loan Fund.....	(**)	(**)	-1	1	(**)	(**)
Independent Agencies:						
National Credit Union Administration .....	.....	.....	-10,101	.....	.....	.....
Postal Service.....	-725	-823	-19	13,000	12,903	12,177
<b>Total Borrowing from the Federal Financing Bank .....</b>	<b>-590</b>	<b>1,990</b>	<b>-8,501</b>	<b>57,075</b>	<b>59,655</b>	<b>59,065</b>

Note: This table includes lending by the Federal Financing Bank accomplished by the purchase of agency financial assets, by the acquisition of agency debt securities, and by direct loans on behalf of an agency. The Federal Financing Bank borrows from Treasury and issues its own securities and in turn may loan these funds to agencies in lieu of agencies borrowing directly through Treasury or issuing their own securities.

... No Transactions

(\*\*) Less than \$500,000

Note: Details may not add to totals due to rounding.



This Page Left Blank Intentionally

---

**Table 6. Schedule D-Investments of Federal Government Accounts in Federal Securities, January 2012 and Other Periods**

[\$ millions]

Classification	Net Purchases or Sales (-)			Securities Held as Investments Current Fiscal Year		
	This Month	Fiscal Year to Date		Beginning of		Close of This Month
		This Year	Prior Year	This Year	This Month	
<b>Federal Funds:</b>						
Department of Agriculture .....	.....	.....	(**)	134	134	134
Department of Commerce.....	3	3	3	.....	.....	3
Department of Defense-Military Programs:						
Defense Cooperation Account .....	.....	.....	(**)	8	8	8
Department of Energy.....	107	363	307	53,274	53,530	53,637
Department of Health and Human Services.....	.....	.....	3	2,093	2,093	2,093
Department of Housing and Urban Development:						
Housing Programs:						
Federal Housing Administration Fund.....	356	1,591	2,133	4,161	5,396	5,752
Government National Mortgage Association:						
Guarantees of Mortgage-Backed Securities .....	-10	56	-24	2,134	2,200	2,190
Department of the Interior.....	-58	533	-95	6,808	7,399	7,341
Department of Labor.....	256	-45	-349	15,793	15,492	15,748
Department of Transportation.....	-46	41	76	1,675	1,762	1,715
Department of the Treasury.....	-17	-52	-245	24,799	24,764	24,748
Department of Veterans Affairs:						
Veterans Reopened Insurance Fund.....	-3	-5	-4	281	279	276
Servicemen's Group Life Insurance Fund.....	.....	(**)	(**)	1	1	1
Other Defense Civil Programs:						
Uniformed Services Retiree Health Care Fund.....	-481	14,678	17,572	161,741	176,900	176,419
Office of Personnel Management:						
Postal Service Contributions.....	.....	821	783	43,708	44,528	44,528
Independent Agencies:						
Federal Deposit Insurance Corporation:						
Deposit Insurance Fund.....	-1,120	-1,972	907	42,227	41,375	40,255
FSLIC Resolution Fund.....	(**)	3	10	3,374	3,377	3,377
Federal Housing Finance Agency.....	-20	34	41	78	132	112
National Credit Union Administration .....	-34	-1,947	1,071	15,075	13,161	13,127
Postal Service.....	-143	-758	-392	1,815	1,199	1,057
Tennessee Valley Authority .....	(**)	(**)	-200	25	25	25
Other .....	148	-58	73	14,849	14,643	14,791
Other .....	108	780	401	8,083	8,755	8,863
Total Treasury Securities.....	-955	14,064	22,069	402,135	417,154	416,199
<b>Total Federal Funds.....</b>	<b>-955</b>	<b>14,064</b>	<b>22,069</b>	<b>402,135</b>	<b>417,154</b>	<b>416,199</b>
<b>Trust Funds:</b>						
Legislative Branch:						
Library of Congress .....	(**)	(**)	3	40	40	40
United States Tax Court.....	.....	(**)	.....	11	11	11
Other .....	-1	6	1	33	40	40
Judicial Branch:						
Judicial Retirement Funds .....	-6	(**)	-10	918	924	918
Department of Agriculture.....	.....	.....	-23	.....	.....	.....
Department of Defense-Military Programs:						
Voluntary Separation Incentive Fund.....	-4	-3	28	358	359	355
Other .....	-6	-8	-9	859	857	851
Department of Health and Human Services:						
Federal Hospital Insurance Trust Fund.....	2,149	519	-4,013	245,939	244,310	246,459
Federal Supplementary Medical Insurance Trust						
Fund .....	1,191	11,013	4,135	70,446	80,268	81,459
Other .....	-24	13	80	3,137	3,174	3,150

**Table 6. Schedule D-Investments of Federal Government Accounts in Federal Securities, January 2012 and Other Periods**  
 [\$ millions]

Classification	Net Purchases or Sales (-)			Securities Held as Investments Current Fiscal Year		
	This Month	Fiscal Year to Date		Beginning of		Close of This Month
		This Year	Prior Year	This Year	This Month	
<b>Trust Funds:—Continued</b>						
Department of Homeland Security.....	22	125	158	4,108	4,211	4,233
Department of the Interior.....	-1	-13	1	58	47	46
Department of Labor:						
Unemployment Trust Fund.....	-3,635	-4,032	-6,216	16,030	15,634	11,999
Other.....	-5	-35	-37	62	31	27
Department of State:						
Foreign Service Retirement and Disability Fund.....	-46	232	210	16,397	16,675	16,629
Other.....	-1	-1	(*)	36	35	35
Department of Transportation:						
Airport and Airway Trust Fund.....	-748	434	492	8,641	9,823	9,074
Highway Trust Fund.....	529	-1,917	-1,968	16,302	13,856	14,385
Department of Treasury.....	-77	-178	-247	1,239	1,139	1,062
Department of Veterans Affairs:						
General Post Fund, National Homes.....			-9	81	81	81
National Service Life Insurance.....	-88	-126	-89	7,541	7,503	7,415
United States Government Life Insurance Fund.....	(**)	-2	-1	17	16	16
Veterans Special Life Insurance Fund.....	-13	15	20	1,981	2,009	1,997
Corps of Engineers.....	-183	186	502	6,377	6,745	6,562
Other Defense Civil Programs:						
Military Retirement Fund.....	3,349	60,181	52,889	326,040	382,873	386,222
Other.....	16	-61	-18	2,171	2,094	2,110
Environmental Protection Agency.....	-86	730	146	6,959	7,776	7,690
National Aeronautics and Space Administration.....		(**)	(**)	15	15	15
Office of Personnel Management:						
Civil Service Retirement and Disability Fund:						
Treasury Securities.....	-4,106	3,428	3,858	803,813	811,347	807,241
Employees Life Insurance Fund.....	64	549	650	39,678	40,163	40,227
Employees and Retired Employees Health Benefits Fund.....	162	306	791	19,194	19,338	19,500
Social Security Administration:						
Federal Old-Age and Survivors Insurance Trust Fund.....	12,053	44,421	41,460	2,492,531	2,524,898	2,536,952
Federal Disability Insurance Trust Fund.....	-1,386	-9,355	-7,909	161,965	153,996	152,610
Independent Agencies:						
Harry S. Truman Memorial Scholarship Trust Fund.....	(**)	(**)	-1	48	48	48
Japan-United States Friendship Commission.....				39	39	39
Railroad Retirement Board:						
Treasury Securities.....	77	-232	-432	2,157	1,849	1,925
Agency Securities.....			2	6	6	6
Other.....	173	287	20	946	1,060	1,232
Total Treasury Securities.....	9,367	106,483	84,459	4,256,166	4,353,283	4,362,649
Total Agency Securities.....			2	6	6	6
<b>Total Trust Funds.....</b>	<b>9,367</b>	<b>106,483</b>	<b>84,460</b>	<b>4,256,172</b>	<b>4,353,289</b>	<b>4,362,655</b>
<b>Grand Total.....</b>	<b>8,412</b>	<b>120,547</b>	<b>106,530</b>	<b>4,658,307</b>	<b>4,770,443</b>	<b>4,778,855</b>

... No Transactions  
 (\*\*) Less than \$500,000

Note: Investments are in Treasury securities unless otherwise noted.  
 Note: Details may not add to totals due to rounding.

**Table 6. Schedule E-Net Activity, Guaranteed and Direct Loan Financing, January 2012 and Other Periods**

Classification	[\$ millions]					
	Net Transactions (-) denotes net reduction of assets accounts			Account Balances Current Fiscal Year		
	This Month	Fiscal Year to Date		Beginning of		Close of This Month
This Year		Prior Year	This Year	This Month		
<b>Guaranteed Loan Financing Activity:</b>						
Department of Agriculture:						
Farm Service Agency:						
Commodity Credit Corporation Export Fund .....	-9	-24	92	524	509	500
Agricultural Credit Insurance Fund.....	-1	3	-4	-285	-280	-281
Rural Housing Service:						
Rural Community Facility Loans .....	(**)	-1	(**)	-56	-57	-57
Rural Housing Insurance Fund .....	5	-35	-83	-2,022	-2,062	-2,057
Rural Business-Cooperative Service:						
Rural Business and Industry Loans .....	1	36	7	-323	-288	-287
Renewable Energy Guaranteed Loan Account .....	-1	-4	-1	-15	-18	-18
Biorefinery Assistance Loan Account.....	-6	13	.....	-63	-45	-50
Rural Utilities Service:						
Rural Water and Waste Disposal Fund.....	(**)	(**)	(**)	-24	-24	-24
Department of Commerce:						
General Administration:						
Emergency Oil, Gas, and Steel Account.....	.....	.....	.....	5	5	5
National Oceanic and Atmospheric Administration:						
Fishing Vessel Obligations.....	.....	(**)	(**)	1	1	1
Department of Defense-Military Programs.....	.....	.....	(**)	-17	-17	-17
Department of Education:						
Office of Student Financial Assistance:						
Federal Family Education Loans.....	-281	-751	-80	15,755	15,286	15,004
Department of Energy:						
Title 17 Innovative Technology Loans.....	-1	-17	-6	-77	-93	-93
Department of Health and Human Services:						
Health Resources and Services Administration:						
Health Center Loans.....	.....	.....	(**)	-3	-3	-3
Health Education Assistance Loans.....	1	4	1	-72	-69	-69
Department of Housing and Urban Development:						
Public and Indian Housing Programs:						
Indian Housing Loans .....	2	-1	(**)	-29	-32	-30
Native Hawaiian Housing Loans .....	(**)	(**)	(**)	-7	-7	-7
Community Planning and Development:						
Community Development Loans.....	-1	-2	(**)	-90	-91	-92
Housing Programs:						
FHA-Mutual Mortgage Insurance Loans .....	689	1,968	3,512	-25,467	-24,188	-23,500
FHA-General and Special Risk Fund .....	-76	322	294	-7,140	-6,742	-6,818
Home Ownership Preservation Entity Fund .....	(**)	(**)	-2	-19	-19	-19
Government National Mortgage Association:						
Guarantees of Mortgaged-Backed Securities .....	89	686	418	5,698	6,295	6,384

**Table 6. Schedule E-Net Activity, Guaranteed and Direct Loan Financing, January 2012 and Other Periods**

Classification	[\$ millions]					
	Net Transactions (-) denotes net reduction of assets accounts			Account Balances Current Fiscal Year		
	This Month	Fiscal Year to Date		Beginning of		Close of This Month
This Year		Prior Year	This Year	This Month		
<b>Guaranteed Loan Financing Activity:—Continued</b>						
Department of the Interior:						
Bureau of Indian Affairs .....	(**)	-4	-2	-69	-73	-73
Department of Transportation:						
Office of the Secretary:						
Minority Business Resource Center Fund .....	.....	(**)	(**)	(**)	(**)	(**)
Federal Highway Administration:						
Transportation Infrastructure Finance and Innovation Fund .....	.....	.....	.....	(**)	(**)	(**)
Maritime Administration:						
Maritime Guaranteed Loan (Title XI) Fund .....	-35	-56	2	-93	-114	-149
Department of the Treasury:						
Departmental Offices:						
Air Transportation Stabilization Fund .....	.....	.....	.....	(**)	(**)	(**)
Troubled Assets Insurance Financing Fund .....	.....	.....	-2,316	773	773	773
Troubled Asset Relief Program .....	.....	.....	.....	-1	-1	-1
Department of Veterans Affairs:						
Veterans Benefits Administration:						
Veterans Housing Benefit Program Fund .....	-11	-16	293	-3,492	-3,497	-3,508
Guaranteed Transitional Housing Loans for Homeless Veterans .....	(**)	(**)	(**)	(**)	(**)	(**)
International Assistance Program:						
Agency for International Development:						
Loan Guarantees to Israel .....	.....	.....	.....	-1,972	-1,972	-1,972
Urban and Environmental Credit Guaranteed Loans .....	(**)	1	1	-74	-73	-73
Microenterprise and Small Enterprise Development .....	.....	(**)	(**)	.....	(**)	(**)
Development Credit Authority Loan Fund .....	(**)	-1	-3	-37	-38	-39
Loan Guarantees to Egypt .....	.....	.....	.....	-201	-201	-201
Overseas Private Investment Corporation .....	-11	-48	-29	-83	-120	-132
Small Business Administration:						
Business Loan Fund .....	35	297	523	-1,824	-1,561	-1,527
Independent Agencies:						
Export-Import Bank of the United States .....	-21	-121	-90	-1,310	-1,411	-1,431
Net Activity, Guaranteed Loan Financing .....	<b>369</b>	<b>2,248</b>	<b>2,526</b>	<b>-22,110</b>	<b>-20,232</b>	<b>-19,863</b>

**Table 6. Schedule E-Net Activity, Guaranteed and Direct Loan Financing, January 2012 and Other Periods**

Classification	[\$ millions]					
	Net Transactions (-) denotes net reduction of assets accounts			Account Balances Current Fiscal Year		
	This Month	Fiscal Year to Date		Beginning of		Close of This Month
This Year		Prior Year	This Year	This Month		
<b>Direct Loan Financing Activity:</b>						
Department of Agriculture:						
Farm Service Agency:						
Agricultural Credit Insurance Fund.....	-68	-261	-182	6,780	6,587	6,519
Farm Storage Facility Loans .....	-1	41	88	683	725	724
Apple Loans Fund.....	(**)	(**)	(**)	(**)	(**)	(**)
Emergency Boll Weevil Loan Fund .....	.....	.....	.....	-1	-1	-1
Natural Resources Conservation Service:						
Agricultural Resource Conservation Demonstration Program .....	.....	.....	.....	(**)	(**)	(**)
Rural Housing Service:						
Rural Community Facility Loans Fund .....	4	102	209	3,387	3,485	3,489
Rural Housing Insurance Fund .....	-15	-41	100	15,307	15,281	15,266
Multifamily Housing Revitalization Loan Account.....	6	12	22	159	164	170
Rural Business-Cooperative Service:						
Rural Business and Industry Loan Fund .....	(**)	-1	-1	15	14	14
Rural Development Loan Fund .....	-1	-7	-7	297	292	291
Rural Economic Development Loan Fund.....	1	1	4	100	101	102
Rural Microenterprise Investment Loans.....	(**)	2	1	7	9	9
Rural Utilities Service:						
Rural Water and Waste Disposal Loans .....	-13	38	219	9,283	9,334	9,321
Rural Electrification and Telecommunications Fund .....	-85	952	455	42,218	43,255	43,170
Rural Telephone Bank .....	-3	-15	-12	393	381	378
Distance Learning and Telemedicine Program .....	19	92	33	714	787	806
Rural Development Insurance Fund .....	.....	.....	.....	1,065	1,065	1,065
Foreign Agricultural Service:						
P.L. 480 Direct Loan Fund.....	-4	-70	-73	917	851	847
International Debt Reduction .....	.....	-4	-4	28	24	24
Department of Commerce:						
National Oceanic and Atmospheric Administration:						
Fisheries Finance .....	-5	14	14	539	558	553
Department of Defense-Military Programs .....	(**)	50	40	778	828	828
Department of Education:						
Office of Postsecondary Education:						
College Housing and Academic Facilities Loans.....	(**)	(**)	(**)	7	7	7
Historically Black College and University Capital Financing Fund.....	-2	6	17	437	446	443
Office of Student Financial Assistance:						
Federal Direct Student Loans .....	35,790	56,883	49,477	374,758	395,851	431,641
Teach Grant Loans .....	11	33	38	253	275	286
Temporary Student Loan Purchase Authority .....	-755	-3,132	-6	118,457	116,080	115,325
Department of Energy:						
Advanced Technology Vehicles Manufacturing Loans.....	97	358	270	3,359	3,621	3,718
Title 17 Innovative Technology Loans.....	194	778	137	1,700	2,284	2,478
Department of Homeland Security:						
Disaster Assistance Loan Fund .....	-2	-4	(**)	-11	-14	-16
Department of Housing and Urban Development:						
Housing Programs:						
Emergency Homeowners' Relief Fund.....	(**)	(**)	.....	(**)	(**)	1
FHA-Mutual Mortgage Insurance Loans .....	.....	(**)	(**)	-5	-5	-5
FHA-General and Special Risk Fund .....	.....	.....	.....	(**)	(**)	(**)
Green Retrofit Program for Multifamily Housing Fund.....	(**)	-2	5	15	14	13

**Table 6. Schedule E-Net Activity, Guaranteed and Direct Loan Financing, January 2012 and Other Periods**

(\$ millions)

Classification	Net Transactions (-) denotes net reduction of assets accounts			Account Balances Current Fiscal Year		
	This Month	Fiscal Year to Date		Beginning of		Close of This Month
		This Year	Prior Year	This Year	This Month	
<b>Direct Loan Financing Activity:—Continued</b>						
Department of the Interior:						
Bureau of Reclamation .....	.....	.....	.....	18	18	18
Bureau of Indian Affairs .....	(**)	(**)	(**)	3	3	3
Assistance to American Samoa Loan Fund .....	.....	.....	.....	10	10	10
Department of State:						
Administration of Foreign Affairs:						
Repatriation Loans .....	(**)	(**)	(**)	-9	-9	-9
Department of Transportation:						
Federal Highway Administration:						
Transportation Infrastructure Finance and Innovation Fund .....	36	122	497	3,600	3,686	3,722
Federal Railroad Administration:						
Railroad Rehabilitation and Improvement Loan Fund .....	4	51	9	491	539	542
Department of the Treasury:						
Departmental Offices:						
Community Development Financial Institutions Fund .....	-1	-2	-2	36	34	34
GSE Mortgage-Backed Securities Purchase Program .....	-7,735	-48,765	-22,434	69,107	28,077	20,341
Temporary Credit and Liquidity Program .....	98	-31	-142	14,338	14,208	14,307
Troubled Asset Relief Program .....	-208	-2,214	-18,139	103,363	101,356	101,148
Small Business Lending Program .....	-35	-46	.....	3,736	3,725	3,690
Financial Management Service .....	.....	.....	.....	(**)	(**)	(**)
Department of Veterans Affairs:						
Veterans Benefits Administration:						
Veterans Housing Benefit Program Fund .....	9	-149	50	1,423	1,264	1,273
Native American Veteran Housing Fund .....	(**)	(**)	2	65	65	65
Vocational Rehabilitation Loan Fund .....	(**)	(**)	(**)	1	1	1
Environmental Protection Agency:						
Abatement, Control, and Compliance Loan Program .....	(**)	-1	-1	2	1	1
International Assistance Program:						
International Security Assistance:						
Foreign Military Loan Program .....	.....	.....	.....	11	11	11
Military Debt Reduction .....	.....	.....	.....	32	32	32
Agency for International Development:						
International Debt Reduction .....	.....	-12	-53	141	129	129
Overseas Private Investment Corporation .....	27	67	74	1,369	1,409	1,436
International Monetary Programs .....	.....	-2	.....	-29	-31	-31
Small Business Administration:						
Business Loan Fund .....	(**)	3	-1	98	100	100
Disaster Loan Fund .....	-30	-80	-160	6,163	6,112	6,082
Independent Agencies:						
Export-Import Bank of the United States .....	428	2,081	365	6,800	8,453	8,881
Federal Communications Commission:						
Spectrum Auction Loan Fund .....	(**)	(**)	.....	13	13	13
<b>Net Activity, Direct Loan Financing .....</b>	<b>27,759</b>	<b>6,843</b>	<b>10,909</b>	<b>792,423</b>	<b>771,508</b>	<b>799,267</b>

Note: Federal credit programs provide benefits to the public in the form of direct loans and loan guarantees. This table reflects cash transactions and balances of the nonbudgetary financing fund accounts that result from the disbursement of loans, collection of fees, repayment of principle, sale of collateral, interest, and subsidy received from the credit program accounts at net present value in accordance with the Credit Reform Act of 1990. Unreimbursed costs such as administrative expenses and subsidy payments are reported on a cash basis and included within each program's budgetary totals in Table 5.

... No Transactions

(\*\*) Less than \$500,000

Note: Details may not add to totals due to rounding.

**Table 7. Receipts and Outlays of the U.S. Government by Month, Fiscal Year 2012**

[\$ millions]

Classification	Oct.	Nov.	Dec.	Jan.	Feb.	March	April	May	June	July	Aug.	Sept.	Fiscal Year to Date	Comparable Period Prior F.Y.
<b>Receipts:</b>														
Individual Income Taxes .....	86,747	70,671	112,952	133,424									403,794	384,994
Corporation Income Taxes.....	2,466	1,637	51,510	4,549									60,162	39,577
Social Insurance And Retirement Receipts:														
Employment and General Retirement.....	54,528	58,501	54,691	74,823									242,544	253,837
Unemployment Insurance.....	2,745	4,878	3,711	4,169									15,502	11,955
Other Retirement .....	293	347	318	290									1,248	1,401
Excise Taxes .....	4,870	6,708	6,220	5,771									23,569	21,907
Estate and Gift Taxes .....	1,021	967	1,003	947									3,938	-81
Customs Duties .....	2,844	2,626	2,217	2,268									9,955	9,794
Miscellaneous Receipts .....	7,558	6,067	7,341	8,079									29,044	34,963
<b>Total--Receipts This Year .....</b>	<b>163,072</b>	<b>152,402</b>	<b>239,963</b>	<b>234,319</b>									<b>789,756</b>	<b>.....</b>
(On-Budget).....	123,769	110,346	201,911	178,871									614,897	.....
(Off-Budget).....	39,303	42,056	38,052	55,448									174,859	.....
<i>Total--Receipts Prior Year .....</i>	<i>145,951</i>	<i>148,970</i>	<i>236,875</i>	<i>226,550</i>									<i>.....</i>	<i>758,347</i>
<i>(On Budget).....</i>	<i>99,702</i>	<i>99,222</i>	<i>197,098</i>	<i>171,448</i>									<i>.....</i>	<i>567,470</i>
<i>(Off Budget).....</i>	<i>46,249</i>	<i>49,748</i>	<i>39,778</i>	<i>55,102</i>									<i>.....</i>	<i>190,877</i>
<b>Outlays:</b>														
Legislative Branch .....	413	394	384	366									1,557	1,623
Judicial Branch .....	580	556	567	572									2,276	2,326
Department of Agriculture:														
Commodity Credit Corporation and														
Foreign Agricultural Service.....	6,315	2,060	1,051	466									9,892	11,689
Other .....	11,687	9,037	12,928	13,031									46,682	41,790
Department of Commerce.....	899	931	940	811									3,582	3,413
Department of Defense:														
Military Programs:														
Military Personnel .....	23,231	12,034	16,032	6,560									57,857	64,034
Operation and Maintenance.....	20,458	22,764	24,608	21,799									89,629	91,460
International Reconstruction and Other Assistance .....	(**)	(**)	(**)	(**)									(**)	1
Procurement .....	8,811	9,794	10,749	12,997									42,351	45,117
Research, Development, Test, and Evaluation.....	3,890	5,992	7,339	4,371									21,592	23,777
Military Construction .....	1,351	1,491	1,431	1,154									5,427	6,986
Family Housing.....	168	195	222	131									716	1,126
Revolving and Management Funds .....	-191	724	1,243	299									2,075	1,690
Other .....	336	139	-541	110									44	-48
<b>Total Military Programs.....</b>	<b>58,055</b>	<b>53,132</b>	<b>61,084</b>	<b>47,420</b>									<b>219,691</b>	<b>234,144</b>
Department of Education .....	4,075	6,628	6,438	367									17,508	30,896
Department of Energy.....	2,983	2,835	3,233	2,593									11,644	11,477
Department of Health and Human Services:														
National Institutes of Health.....	2,577	2,688	2,638	2,603									10,505	11,048
Centers for Medicare And Medicaid Services:														
Grants to States for Medicaid .....	19,652	20,881	20,756	17,885									79,174	97,255
Federal Hospital Ins. Trust Fund.....	15,174	20,989	20,347	20,018									76,528	77,143
Federal Supp. Med. Ins. Trust Fund .....	14,529	24,843	23,995	21,859									85,226	92,091
Other .....	15,934	20,414	20,102	21,167									77,617	79,853
Administration for Children and Families.....	4,005	4,347	4,418	3,785									16,556	18,543
Other .....	-18,722	-22,213	-21,996	-23,894									-86,825	-88,793
Department of Homeland Security.....	5,002	4,578	4,754	3,397									17,732	15,344
Department of Housing and Urban Development .....	3,921	4,090	4,180	3,626									15,817	16,714
Department of the Interior.....	1,019	1,213	1,013	940									4,185	4,547
Department of Justice.....	3,049	2,562	2,587	2,463									10,661	10,634
Department of Labor:														
Unemployment Trust Fund .....	7,779	8,791	8,432	9,754									34,756	43,332
Other .....	-690	1,359	1,510	567									2,746	5,147
Department of State.....	2,233	2,547	2,796	1,796									9,372	8,065
Department of Transportation:														
Highway Trust Fund.....	3,811	3,329	3,430	2,202									12,772	11,570
Other .....	3,482	3,205	3,491	2,695									12,873	14,785



**Table 7. Receipts and Outlays of the U.S. Government by Month, Fiscal Year 2012**

[\$ millions]

Classification	Oct.	Nov.	Dec.	Jan.	Feb.	March	April	May	June	July	Aug.	Sept.	Fiscal Year to Date	Comparable Period Prior F.Y.
<b>Outlays—Continued</b>														
Department of the Treasury:														
Interest on Treasury Debt Securities (Gross).....	27,771	21,709	98,114	21,106									168,700	169,362
Other .....	5,188	3,155	13,434	4,163									25,940	25,405
Department of Veterans Affairs:														
Compensation And Pensions.....	585	4,541	8,808	501									14,436	17,024
National Service Life.....	72	75	81	84									312	303
Other .....	5,332	5,369	5,639	5,147									21,487	22,064
Corps of Engineers.....	755	719	844	580									2,899	3,731
Other Defense Civil Programs .....	-696	4,829	9,356	1,049									14,537	17,886
Environmental Protection.....	549	948	927	910									3,335	3,918
Executive Office of the President.....	34	27	31	29									120	157
General Services Administration.....	112	66	277	-5									451	443
International Assistance Program:														
International Security Assistance.....	444	365	1,802	2,720									5,331	3,583
Multilateral Assistance .....	460	100	5	21									586	806
Agency for International Development.....	360	620	272	397									1,648	1,575
Other .....	-43	1,418	304	-50									1,630	-481
National Aeronautics and Space Administration .....	1,168	1,523	1,734	975									5,399	5,859
National Science Foundation.....	610	537	569	564									2,280	2,248
Office of Personnel Management .....	6,972	6,043	5,964	6,946									25,924	24,472
Small Business Administration.....	113	103	95	101									411	499
Social Security Administration:														
Federal Old-Age and Survivors Ins.														
Trust Fund (Off-Budget).....	50,352	50,408	51,017	52,298									204,075	196,411
Federal Disability Ins. Trust														
Fund (Off-Budget).....	10,980	10,887	11,164	11,534									44,564	43,052
Other .....	156	4,204	8,178	584									13,122	16,116
Independent Agencies:														
Fed. Deposit Ins. Corp:														
Deposit Insurance Fund.....	804	-1,058	1,105	1,120									1,971	-914
FSLIC Resolution Fund.....	-7	-2	51	(**)									42	-17
Postal Service:														
Off-Budget:														
Public Enterprise Funds.....	745	-776	290	-735									-476	295
Other.....	34	20	.....	202									256	110
Other .....	.....	.....	76	.....									76	102
Tennessee Valley Authority.....	-356	422	186	295									547	533
Other Independent Agencies .....	6,632	921	3,390	2,361									13,304	-3,909
Undistributed Offsetting Receipts:														
Employer Share, Employee Retirement.....	-21,363	-5,519	-6,635	-5,420									-38,937	-37,263
Interest Received by Trust Funds.....	-3,615	-511	-80,226	-1,058									-85,409	-89,038
Rents and Royalties on Outer														
Continental Shelf Lands.....	-370	-636	3	-1,178									-2,181	-1,862
<b>Totals This Year:</b>														
<b>Total Outlays.....</b>	<b>261,539</b>	<b>289,704</b>	<b>325,930</b>	<b>261,731</b>									<b>1,138,903</b>	<b>.....</b>
(On-Budget).....	<b>214,770</b>	<b>238,285</b>	<b>328,868</b>	<b>217,658</b>									<b>999,581</b>	<b>.....</b>
(Off-Budget).....	<b>46,768</b>	<b>51,419</b>	<b>-2,939</b>	<b>44,073</b>									<b>139,323</b>	<b>.....</b>
<b>Total-Surplus (+) or Deficit (-).....</b>	<b>-98,466</b>	<b>-137,302</b>	<b>-85,967</b>	<b>-27,412</b>									<b>-349,147</b>	<b>.....</b>
(On-Budget).....	<b>-91,001</b>	<b>-127,939</b>	<b>-126,957</b>	<b>-38,787</b>									<b>-384,684</b>	<b>.....</b>
(Off-Budget).....	<b>-7,465</b>	<b>-9,363</b>	<b>+40,991</b>	<b>+11,375</b>									<b>+35,537</b>	<b>.....</b>
<b>Total Borrowing from the Public.....</b>	<b>132,149</b>	<b>134,758</b>	<b>59,058</b>	<b>124,724</b>									<b>450,689</b>	<b>461,243</b>
<i>Total-Outlays Prior Year.....</i>	<i>286,384</i>	<i>299,364</i>	<i>315,009</i>	<i>276,346</i>									<i>.....</i>	<i>1,177,103</i>
(On-Budget).....	<i>232,255</i>	<i>241,169</i>	<i>314,504</i>	<i>230,966</i>									<i>.....</i>	<i>1,018,894</i>
(Off-Budget).....	<i>54,128</i>	<i>58,195</i>	<i>505</i>	<i>45,380</i>									<i>.....</i>	<i>158,209</i>
<i>Total-Surplus (+) or Deficit (-) Prior Year.....</i>	<i>-140,432</i>	<i>-150,394</i>	<i>-78,134</i>	<i>-49,796</i>									<i>.....</i>	<i>-418,756</i>
(On-Budget).....	<i>-132,553</i>	<i>-141,947</i>	<i>-117,406</i>	<i>-59,518</i>									<i>.....</i>	<i>-451,424</i>
(Off-Budget).....	<i>-7,879</i>	<i>-8,447</i>	<i>+39,272</i>	<i>+9,722</i>									<i>.....</i>	<i>+32,667</i>

... No Transactions

(\*\*) Less than \$500,000

Note: Details may not add to totals due to rounding.

**Table 8. Trust Fund Impact on Budget Results and Investment Holdings as of January 31, 2012**

Classification	[\$ millions]								
	This Month			Fiscal Year to Date			Securities Held as Investments Current Fiscal Year		
	Receipts	Outlays	Excess	Receipts	Outlays	Excess	Beginning of		Close of
							This Year	This Month	This Month
<b>Trust Receipts, Outlays, and Investments Held:</b>									
Airport and Airway .....	872	1,117	-245	3,345	3,718	-373	8,641	9,823	9,074
Black Lung Disability.....	47	25	22	174	90	84	.....	.....	.....
Federal Disability Insurance.....	9,939	11,534	-1,595	35,138	44,564	-9,426	161,965	153,996	152,610
Federal Employees Life and Health .....	.....	-226	226	.....	-846	846	58,872	59,500	59,726
Federal Employees Retirement .....	2,281	6,352	-4,072	28,147	24,388	3,759	821,138	828,957	824,798
Federal Hospital Insurance .....	22,461	20,097	2,364	77,711	76,905	807	245,939	244,310	246,459
Federal Old-Age and Survivors Insurance .....	64,735	52,298	12,437	248,818	204,075	44,743	2,492,531	2,524,898	2,536,952
Federal Supplementary Medical Insurance.....	23,317	21,859	1,458	94,238	85,226	9,013	70,446	80,268	81,459
Hazardous Substance Superfund .....	3	110	-106	1,089	442	647	3,509	4,300	4,207
Highways .....	3,071	2,756	316	11,366	15,933	-4,567	16,302	13,856	14,385
Military Advances.....	1,821	1,899	-78	7,306	8,157	-851	.....	.....	.....
Military Retirement.....	2,854	394	2,461	81,365	13,367	67,998	326,040	382,873	386,222
Railroad Retirement.....	775	1,185	-410	1,788	4,250	-2,462	2,163	1,855	1,931
Unemployment .....	4,325	9,764	-5,439	35,771	34,792	980	16,030	15,634	11,999
Veterans Life Insurance.....	6	103	-96	213	325	-112	9,539	9,529	9,427
All Other Trust .....	599	366	233	2,147	1,643	505	23,056	23,490	23,407
<b>Total Trust Fund Receipts and Outlays and Investments Held from Table 6-D.....</b>	<b>137,109</b>	<b>129,633</b>	<b>7,475</b>	<b>628,617</b>	<b>517,028</b>	<b>111,589</b>	<b>4,256,172</b>	<b>4,353,289</b>	<b>4,362,655</b>
Less: Interfund Transactions.....	53,513	53,513	.....	352,515	352,515	.....	.....	.....	.....
<b>Trust Fund Receipts and Outlays on the Basis of Tables 4 &amp; 5 .....</b>	<b>83,596</b>	<b>76,120</b>	<b>7,475</b>	<b>276,102</b>	<b>164,513</b>	<b>111,589</b>	.....	.....	.....
<b>Total Federal Fund Receipts and Outlays.....</b>	<b>150,784</b>	<b>185,671</b>	<b>-34,887</b>	<b>513,953</b>	<b>974,689</b>	<b>-460,736</b>	.....	.....	.....
Less: Interfund Transactions.....	60	60	.....	298	298	.....	.....	.....	.....
<b>Federal Fund Receipts and Outlays on The Basis of Table 4 &amp; 5.....</b>	<b>150,723</b>	<b>185,611</b>	<b>-34,887</b>	<b>513,655</b>	<b>974,391</b>	<b>-460,736</b>	.....	.....	.....
<b>Net Budget Receipts &amp; Outlays .....</b>	<b>234,319</b>	<b>261,731</b>	<b>-27,412</b>	<b>789,756</b>	<b>1,138,903</b>	<b>-349,147</b>	.....	.....	.....

Note: Interfund receipts and outlays are transactions between Federal funds and trust funds such as Federal payments and contributions, and interest and profits on investments in Federal securities. They have no net effect on overall budget receipts and outlays since the receipt side of such transactions is offset against budget outlays. In this table, Interfund receipts are shown as an adjustment to arrive at total receipts and outlays of trust funds respectively.

... No Transactions

Note: Details may not add to totals due to rounding.

**Table 9. Summary of Receipts by Source, and Outlays by Function of the U.S. Government, January 2012 and Other Periods**

Classification	[\$ millions]		
	This Month	Fiscal Year to Date	Comparable Period Prior Fiscal Year
<b>Receipts</b>			
Individual Income Taxes .....	133,424	403,794	384,994
Corporation Income Taxes.....	4,549	60,162	39,577
<b>Social Insurance and Retirement Receipts:</b>			
Employment and General Retirement.....	74,823	242,544	253,837
Unemployment Insurance.....	4,169	15,502	11,955
Other Retirement .....	290	1,248	1,401
Excise Taxes .....	5,771	23,569	21,907
Estate and Gift Taxes .....	947	3,938	-81
Customs Duties .....	2,268	9,955	9,794
Miscellaneous Receipts .....	8,079	29,044	34,963
<b>Total.....</b>	<b>234,319</b>	<b>789,756</b>	<b>758,347</b>
<b>Net Outlays</b>			
National Defense .....	49,739	229,577	244,024
International Affairs.....	4,971	18,670	13,879
General Science, Space, and Technology.....	1,968	9,571	10,044
Energy.....	1,457	5,553	4,175
Natural Resources and Environment .....	3,096	13,640	15,545
Agriculture .....	2,040	14,264	14,225
Commerce and Housing Credit.....	1,529	18,085	-6,386
Transportation .....	6,036	31,032	31,782
Community and Regional Development.....	1,759	10,439	8,116
Education, Training, Employment and Social Services.....	2,649	27,490	40,742
Health .....	25,497	111,681	129,374
Medicare.....	35,747	137,306	146,697
Income Security.....	35,887	157,365	183,124
Social Security.....	63,829	248,629	239,360
Veterans Benefits and Services.....	5,699	36,373	39,486
Administration of Justice.....	4,266	19,013	19,660
General Government .....	2,013	8,525	7,048
Net Interest.....	20,148	82,809	75,332
Undistributed Offsetting Receipts .....	-6,598	-41,119	-39,125
<b>Total.....</b>	<b>261,731</b>	<b>1,138,903</b>	<b>1,177,103</b>

Note: Details may not add to totals due to rounding.

# Explanatory Notes

## 1. Flow of Data into Monthly Treasury Statement

The *Monthly Treasury Statement (MTS)* is assembled from data in the central accounting system. The major sources of data include monthly accounting reports by Federal entities and disbursing officers, and daily reports from the Federal Reserve banks. These reports detail accounting transactions affecting receipts and outlays of the Federal Government and off-budget Federal entities, and their related effect on the assets and liabilities of the U.S. Government. Information is presented in the *MTS* on a modified cash basis.

## 2. Notes on Receipts

Receipts included in the report are classified into the following major categories: (1) budget receipts and (2) offsetting collections (also called applicable receipts). Budget receipts are collections from the public that result from the exercise of the Government's sovereign or governmental powers, excluding receipts offset against outlays. These collections, also called governmental receipts, consist mainly of tax receipts (including social insurance taxes), receipts from court fines, certain licenses, and deposits of earnings by the Federal Reserve System. Refunds of receipts are treated as deductions from gross receipts.

Offsetting collections are from other Government accounts or the public that are of a business-type or market-oriented nature. They are classified into two major categories: (1) offsetting collections credited to appropriations or fund accounts, and (2) offsetting receipts (i.e., amounts deposited in receipt accounts). Collections credited to appropriation or fund accounts normally can be used without appropriation action by Congress. These occur in two instances: (1) when authorized by law, amounts collected for materials or services are treated as reimbursements to appropriations and (2) in the three types of revolving funds (public enterprise, intra governmental, and trust); collections are netted against spending, and outlays are reported as the net amount.

Offsetting receipts in receipt accounts cannot be used without being appropriated. They are subdivided into two categories: (1) proprietary receipts - these collections are from the public and they are offset against outlays by agency and by function, and (2) intra governmental funds - these are payments into receipt accounts from Governmental appropriation or fund accounts. The transactions may be intrabudgetary when the payment and receipt both occur within the budget or from receipts from off-budget Federal entities in those cases where payment is made by a Federal entity whose budget authority and outlays are excluded from the budget totals.

Intrabudgetary transactions are subdivided into three categories: (1) interfund transactions, where the payments are from one fund group (either Federal funds or trust funds) to a receipt account in the other fund group; (2) Federal intrafund transactions, where the payments and receipts both occur within the Federal fund group; and (3) trust intrafund transactions, where the payments and receipts both occur within the trust fund group.

Offsetting receipts are generally deducted from budget authority and outlays by function, by subfunction, or by agency. There are four types of receipts, however, that are deducted from budget totals as undistributed offsetting receipts. They are: (1) agencies' payments (including payments by off-budget Federal entities) as employers into employees retirement funds, (2) interest received by trust funds, (3) rents and royalties on the Outer Continental Shelf lands, and (4) other interest (i.e., interest collected on Outer Continental Shelf money in deposit funds when such money is transferred into the budget).

## 3. Notes on Outlays

Outlays are generally accounted for on the basis of checks issued, electronic funds transferred, or cash payments made. Certain outlays do not require issuance of cash or checks. An example is charges made against appropriations for that part of employees' salaries withheld for taxes or savings bond allotments - these are counted as payments to the employee and credits for whatever purpose the money was withheld. Outlays are stated net of offsetting collections (including receipts of revolving and management funds) and of refunds. Interest on the public debt (public issues) is recognized on the accrual basis. Federal credit programs subject to the Federal Credit Reform Act of 1990 use the cash

basis of accounting and are divided into two components. The portion of the credit activities that involve a cost to the Government (mainly subsidies) is included within the budget program accounts. The remaining portion of the credit activities are in non-budget financing accounts. Outlays of off-budget Federal entities are excluded by law from budget totals. However, they are shown separately and combined with the on-budget outlays to display total Federal outlays.

## 4. Processing

The data on payments and collections are reported by account symbol into the central accounting system. In turn, the data are extracted from this system for use in the preparation of the *MTS*.

There are two major checks which are conducted to assure consistency of the data reported:

1. Verification of payment data. The monthly payment activity reported by Federal entities on the Statements of Transactions is compared to the payment activity of Federal entities as reported by disbursing officers.
2. Verification of collection data. Reported collections appearing on Statements of Transactions are compared to deposits as reported by Federal Reserve Banks.

## 5. Other Sources of Information About Federal Government Financial Activities

- *A Glossary of Terms Used in the Federal Budget Process, 2005* (Available from the U.S. Government Accountability Office, at <http://www.gao.gov/new.items/do5734sp.pdf>/September, or by calling 202-512-6000. This glossary provides a basic reference document of standardized definitions of terms used by the Federal Government in the budget making process.
- *Daily Treasury Statement* (Available on the internet at <http://www.fms.treas.gov/dts/>). The *Daily Treasury Statement* is published each working day of the Federal Government and provides data on the cash and debt operations of the Treasury.
- *Monthly Statement of the Public Debt of the United States* (Available on the internet at <http://www.treasurydirect.gov/govt/reports/pd/mspd/nspd.htm>). This publication provides detailed information concerning the public debt.
- *Treasury Bulletin* (Available from GPO, Washington, D.C. 20401 on a subscription or single copy and on the internet at <http://fms.treas.gov/bulletin/index.html>). Quarterly, contains a mix of narrative, tables, and charts on Treasury issues, Federal financial operations, international statistics, and special reports.
- *Budget of the United States Government, Fiscal Year 20\_\_* (Available from GPO, Washington, D.C. 20401 on a subscription basis only and on the internet at <http://www.access.gpo.gov/usbudget>). This publication is a single volume which provides budget information and contains:
  - Appendix, *The Budget of the United States Government, FY 20\_\_*
  - *The United States Budget in Brief, FY 20\_\_*
  - *Analytical Perspectives*
  - *Historical Tables*
- *Combined Statement of Receipts, Outlays, and Balances of the United States Government* (Available from Financial Management Services, U.S. Department of Treasury, Washington, D.C. 20227 and on the internet at <http://fms.treas.gov/annualreport/index.html>). This report includes budgetary results at the summary level and presents individual receipt and appropriation accounts at the detail level.

**Scheduled Release**

**The release date for the February 2012 Statement  
will be 2:00 p.m. EST March 12, 2012.**

Internet service subscribers can access the current issue of the Monthly Treasury Statement through the  
Financial Management Service's website:

<http://www.fms.treas.gov/mts/index.html>