



# Monthly Treasury Statement

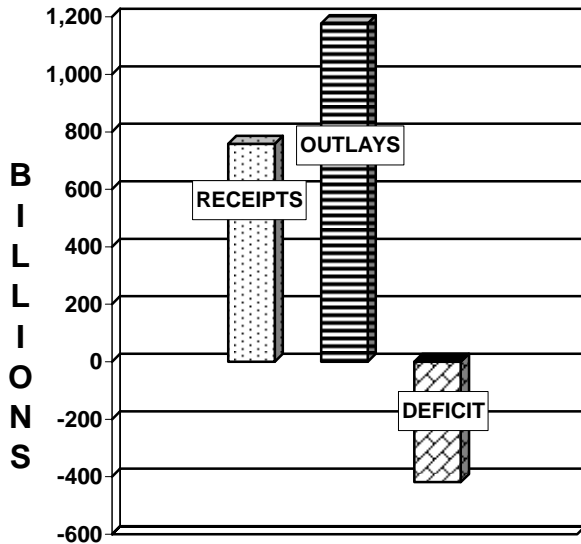
of Receipts and Outlays  
of the United States Government

For Fiscal Year 2011 Through **January 31, 2011**, and Other Periods

## Highlight

**The interest on Treasury debt securities is \$21.1 billion, which is 7.6 percent of the total current month Federal Outlays.**

RECEIPTS, OUTLAYS, AND SURPLUS/DEFICIT  
THROUGH JANUARY 2011



## Contents

- Summary, page 2
- Receipts, page 6
- Outlays, page 7
- Means of financing, page 20
- Receipts/outlays by month, page 28
- Federal trust funds/securities, page 30
- Receipts by source/outlays by function, page 30
- Explanatory notes, page 31

Compiled and Published by

*Department of the Treasury*  
**Financial Management Service**



# Introduction

The *Monthly Treasury Statement of Receipts and Outlays of the United States Government (MTS)* is prepared by the Financial Management Service, Department of the Treasury, and after approval by the Fiscal Assistant Secretary of the Treasury; is normally released on the 8th workday of the month following the reporting month. The publication is based on data provided by Federal entities, disbursing officers, and Federal Reserve banks.

## AUDIENCE

The *MTS* is published to meet the needs of those responsible for or interested in the cash position of the Treasury, those who are responsible or interested in the Government's budget results; and individuals and businesses whose operations depend upon or are related to the Government's financial operations.

## DISCLOSURE STATEMENT

This statement summarizes the financial activities of the Federal Government and off-budget Federal entities conducted in accordance with the Budget of the U.S. Government, i.e., receipts and outlays of funds, the surplus or deficit, and the means of financing the deficit or disposing of the surplus. Information is presented on a modified cash basis; receipts are accounted for on the basis of collections; refunds of receipts are treated as deductions from gross receipts; revolving and

management fund receipts, reimbursements and refunds of monies previously expended are treated as deductions from gross outlays; and interest on the public debt (public issues) is recognized on the accrual basis. Major information sources include accounting data reported by Federal entities, disbursing officers, and Federal Reserve banks.

## TRIAD OF PUBLICATIONS

The *MTS* is part of a triad of Treasury financial reports. The *Daily Treasury Statement* is published each working day of the Federal Government. It provides data on the cash and debt operations of the Treasury based upon reporting of the Treasury account balances by Federal Reserve banks. The *MTS* is a report of Government receipts and outlays, based on agency reporting. The *Combined Statement of Receipts, Outlays, and Balances of the United States Government* is the official publication of the detailed receipts and outlays of the Government. It is published annually in accordance with legislative mandates given to the Secretary of the Treasury.

## DATA SOURCES AND INFORMATION

The Explanatory Notes section of this publication provides information concerning the flow of data into the *MTS* and sources of information relevant to the *MTS*.

**Table 1. Summary of Receipts, Outlays, and the Deficit/Surplus of the U.S. Government, Fiscal Years 2010 and 2011, by Month**

[\$ millions]			
Period	Receipts	Outlays	Deficit/Surplus (-)
<b>FY 2010</b>			
October.....	1135,293	1311,656	176,363
November.....	1133,563	1253,850	120,287
December.....	1218,919	1310,329	91,410
January.....	205,239	247,873	42,634
February.....	107,520	328,429	220,909
March.....	153,358	218,745	65,387
April.....	245,260	327,950	82,689
May.....	146,794	282,721	135,927
June.....	251,048	319,470	68,422
July.....	155,546	320,588	165,043
August.....	163,998	254,524	90,526
September.....	245,207	279,813	34,607
Year-to-Date.....	<b>2,161,746</b>	<b>3,455,949</b>	<b>1,294,204</b>
<b>FY 2011</b>			
October.....	145,951	286,384	140,432
November.....	148,970	299,364	150,394
December.....	236,875	315,009	78,134
January.....	226,553	276,349	49,796
Year-to-Date.....	<b>758,350</b>	<b>1,177,106</b>	<b>418,756</b>

<sup>1</sup>Receipts and Outlays have been adjusted by \$1 million to reflect the reclassification of Gifts and Donations Receipts from governmental receipts to proprietary receipts for the months of October, November, and December 2009.

<sup>2</sup>Outlays have been decreased by \$34 million and \$1,828 million to reflect additional reporting by the Nuclear Regulatory Commission and United States Postal Service for the month of December 2010.

Note: Details may not add to totals due to rounding.

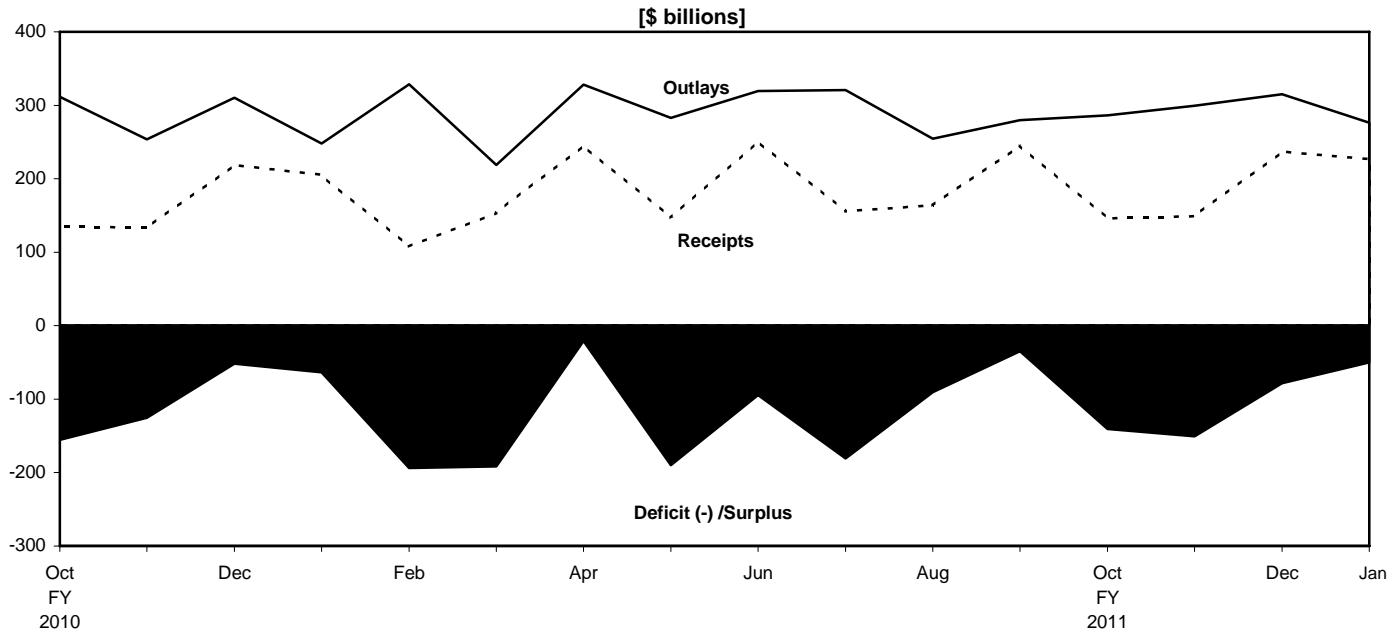
**Table 2. Summary of Budget and Off-Budget Results and Financing of the U.S. Government, January 2011 and Other Periods**

[\$ millions]					
Classification	This Month	Current Fiscal Year to Date	Budget Estimates Full Fiscal Year <sup>1</sup>	Prior Fiscal Year to Date (2010)	Budget Estimates Next Fiscal Year (2012) <sup>1</sup>
Total On-Budget and Off-Budget Results:					
Total Receipts.....	226,553	758,350	2,425,725	693,015	2,814,008
On-Budget Receipts.....	171,451	567,473	1,763,806	487,081	2,104,845
Off-Budget Receipts.....	55,102	190,877	661,919	205,933	709,163
Total Outlays.....	276,349	1,177,106	3,841,920	1,123,708	3,725,401
On-Budget Outlays.....	223,535	1,011,462	3,259,207	966,785	3,119,870
Off-Budget Outlays.....	52,814	165,643	582,713	156,924	605,531
Total Surplus (+) or Deficit (-).....	-49,796	-418,756	-1,416,195	-430,693	-911,393
On-Budget Surplus (+) or Deficit (-).....	-52,084	-443,989	-1,495,401	-479,703	-1,015,025
Off-Budget Surplus (+) or Deficit (-).....	+2,288	+25,233	+79,206	+49,010	+103,632
Total On-Budget and Off-Budget Financing.....	49,796	418,756	1,416,195	430,693	911,393
Means of Financing:					
Borrowing from the Public.....	93,358	461,243	1,350,046	209,806	1,052,216
Reduction of Operating Cash, Increase (-).....	-6,412	-39,306	200,000	183,755	.....
By Other Means.....	-37,150	-3,182	-133,851	37,133	-140,823

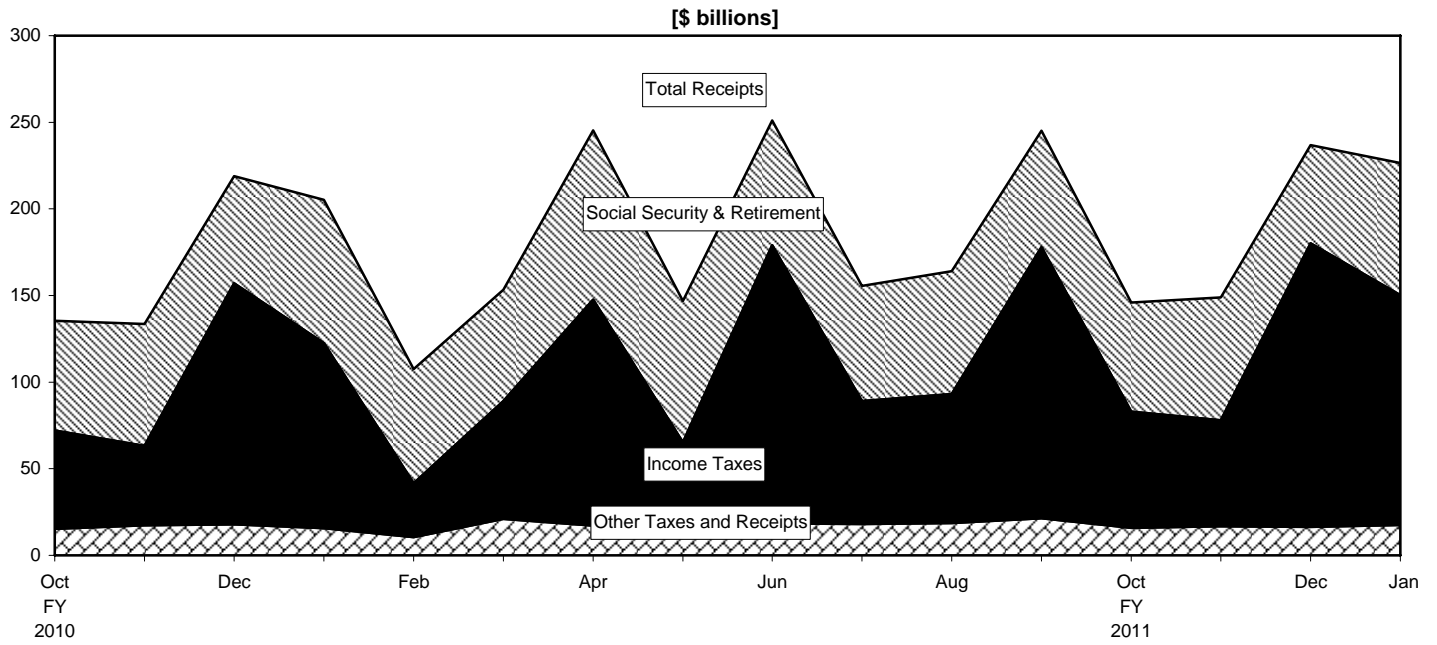
<sup>1</sup> These estimates are based on the *FY 2011 Mid-Session Review*, released by the Office of Management and Budget on July 23, 2010.  
 ... No Transactions

Note: Details may not add to totals due to rounding.

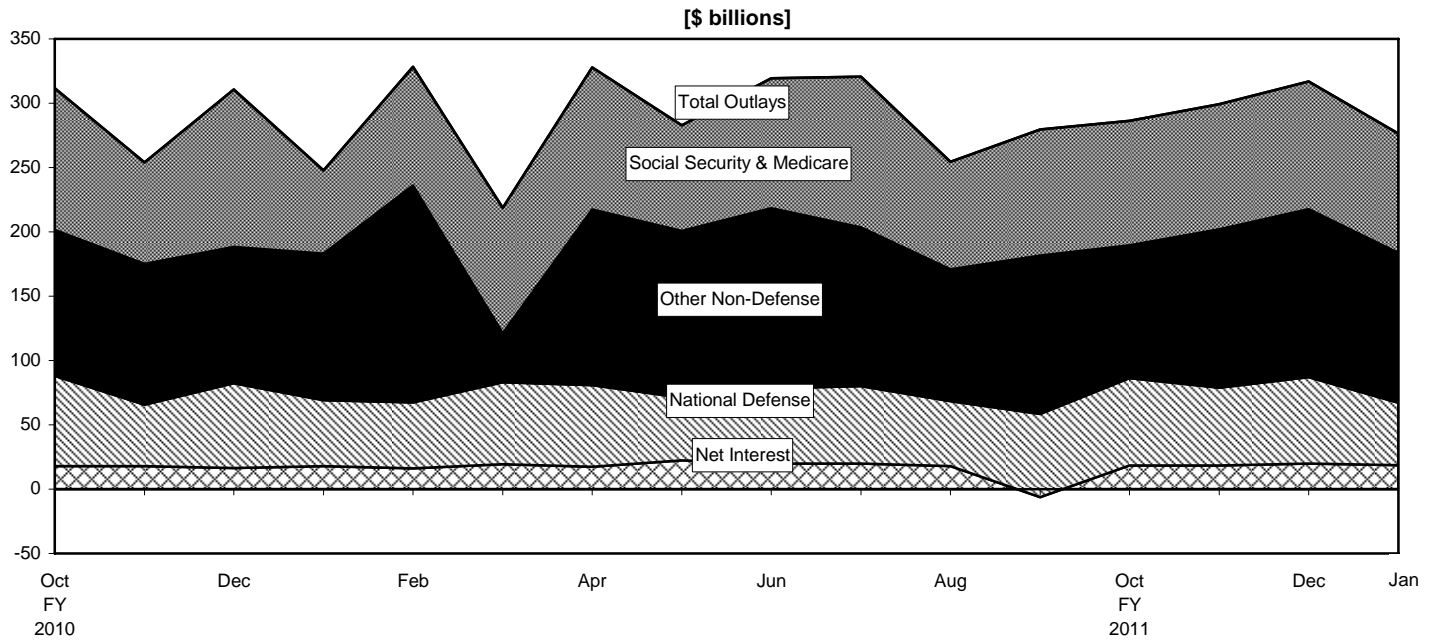
**Figure 1. Monthly Receipts, Outlays, and Budget Deficit/Surplus of the U.S. Government, Fiscal Years 2010 and 2011**



**Figure 2. Monthly Receipts of the U.S. Government, by Source, Fiscal Years 2010 and 2011**



**Figure 3. Monthly Outlays of the U.S. Government, by Function, Fiscal Years 2010 and 2011**



**Table 3. Summary of Receipts and Outlays of the U.S. Government, January 2011 and Other Periods**

Classification	[\$ millions]			
	This Month	Current Fiscal Year to Date	Comparable Prior Period Year to Date	Budget Estimates Full Fiscal Year <sup>1</sup>
<b>Budget Receipts</b>				
Individual Income Taxes .....	128,975	384,997	311,253	1,031,926
Corporation Income Taxes.....	3,645	39,577	37,157	280,396
Social Insurance and Retirement Receipts:				
Employment and General Retirement (Off-Budget) .....	55,102	190,877	205,933	661,919
Employment and General Retirement (On-Budget) .....	18,190	62,960	64,393	195,771
Unemployment Insurance .....	2,806	11,955	6,727	54,422
Other Retirement .....	310	1,401	1,412	4,276
Excise Taxes .....	5,137	21,907	21,945	75,799
Estate and Gift Taxes .....	-804	-81	5,451	25,076
Customs Duties .....	2,421	9,794	7,998	26,632
Miscellaneous Receipts .....	10,771	34,963	30,745	89,508
Allowances .....	.....	.....	.....	-20,000
<b>Total Receipts .....</b>	<b>226,553</b>	<b>758,350</b>	<b>693,015</b>	<b>2,425,725</b>
<b>(On-Budget).....</b>	<b>171,451</b>	<b>567,473</b>	<b>487,081</b>	<b>1,763,806</b>
<b>(Off-Budget).....</b>	<b>55,102</b>	<b>190,877</b>	<b>205,933</b>	<b>661,919</b>
<b>Budget Outlays</b>				
Legislative Branch .....	358	1,623	1,628	5,599
Judicial Branch .....	555	2,326	2,332	7,512
Department of Agriculture .....	11,842	53,479	49,788	144,490
Department of Commerce.....	644	3,413	3,362	11,768
Department of Defense-Military .....	46,360	234,144	224,993	723,703
Department of Education.....	7,615	30,896	32,745	101,692
Department of Energy.....	2,403	11,477	9,052	45,143
Department of Health and Human Services.....	63,798	287,140	276,691	926,236
Department of Homeland Security.....	3,268	15,344	15,112	56,366
Department of Housing and Urban Development .....	4,104	16,714	16,159	51,219
Department of the Interior.....	1,044	4,547	4,401	14,382
Department of Justice.....	2,771	10,634	10,141	32,381
Department of Labor.....	12,249	48,479	57,958	109,288
Department of State.....	1,355	8,065	7,743	29,309
Department of Transportation.....	5,173	26,354	25,481	86,280
Department of the Treasury:				
Interest on Treasury Debt Securities (Gross).....	21,123	169,362	164,249	464,706
Other .....	14,207	25,408	38,904	94,921
Department of Veterans Affairs.....	5,593	39,391	35,419	134,106
Corps of Engineers.....	764	3,731	3,206	11,540
Other Defense Civil Programs .....	4,958	217,886	17,748	54,862
Environmental Protection Agency.....	825	3,918	2,777	11,541
Executive Office of the President.....	34	157	167	500
General Services Administration.....	29	443	-1	2,279
International Assistance Program .....	1,154	5,481	8,884	24,659
National Aeronautics and Space Administration .....	1,172	5,859	5,777	18,732
National Science Foundation.....	537	2,248	2,031	8,374
Office of Personnel Management .....	6,469	24,472	24,950	73,676
Small Business Administration.....	156	499	458	1,465
Social Security Administration .....	60,043	255,580	246,568	789,034
Other Independent Agencies .....	2,724	<sup>3,4</sup> 3,800	-37,814	47,226
Allowances .....	.....	.....	.....	37,483
Undistributed Offsetting Receipts:				
Interest.....	-1,189	-89,038	-90,844	-188,784
Other .....	-5,790	<sup>2</sup> -39,124	-36,355	-89,768
<b>Total Outlays .....</b>	<b>276,349</b>	<b>1,177,106</b>	<b>1,123,708</b>	<b>3,841,920</b>
<b>(On-Budget).....</b>	<b>223,535</b>	<b>1,011,462</b>	<b>966,785</b>	<b>3,259,207</b>
<b>(Off-Budget).....</b>	<b>52,814</b>	<b>165,643</b>	<b>156,924</b>	<b>582,713</b>
<b>Surplus (+) or Deficit (-).....</b>	<b>-49,796</b>	<b>-418,756</b>	<b>-430,693</b>	<b>-1,416,195</b>
<b>(On-Budget).....</b>	<b>-52,084</b>	<b>-443,989</b>	<b>-479,703</b>	<b>-1,495,401</b>
<b>(Off-Budget).....</b>	<b>+2,288</b>	<b>+25,233</b>	<b>+49,010</b>	<b>+79,206</b>

<sup>1</sup>These estimates are based on the FY 2011 Mid-Session Review, released by the Office of Management and Budget on July 23, 2010.

<sup>2</sup>Outlays have been decreased and correspondingly increased by \$13 million to reflect additional reporting by Other Defense Civil Programs for the month of December 2010.

<sup>3</sup>Outlays have been decreased by \$34 million to reflect additional reporting by the Nuclear Regulatory Commission for the month of December 2010.

<sup>4</sup>Outlays have been decreased by \$1.828 million to reflect additional reporting by the United States Postal Service for the month of December 2010.

... No Transactions

Note: Details may not add to totals due to rounding.

**Table 4. Receipts of the U.S. Government, January 2011 and Other Periods**

Classification	[\$ millions]								
	This Month			Current Fiscal Year to Date			Prior Fiscal Year to Date		
	Gross Receipts	Refunds (Deduct)	Receipts	Gross Receipts	Refunds (Deduct)	Receipts	Gross Receipts	Refunds (Deduct)	Receipts
<b>Individual Income Taxes:</b>									
Withheld.....	86,420			339,490			281,864		
Presidential Election Campaign Fund.....	(**)			2			3		
Other.....	47,292			74,518			67,913		
<b>Total--Individual Income Taxes.....</b>	<b>133,713</b>	<b>4,737</b>	<b>128,975</b>	<b>414,010</b>	<b>29,013</b>	<b>384,997</b>	<b>349,779</b>	<b>38,526</b>	<b>311,253</b>
<b>Corporation Income Taxes.....</b>	<b>9,213</b>	<b>5,568</b>	<b>3,645</b>	<b>70,454</b>	<b>30,877</b>	<b>39,577</b>	<b>66,583</b>	<b>29,426</b>	<b>37,157</b>
<b>Social Insurance and Retirement Receipts:</b>									
<b>Employment and General Retirement:</b>									
<b>Federal Old-Age and Survivors Ins. Trust Fund:</b>									
Federal Insurance Contributions Act Taxes.....	42,045		42,045	168,814		168,814	176,683		176,683
Self-Employment Contributions Act Taxes.....	5,095		5,095	5,790		5,790	6,146		6,146
Adjustments Attributable to Prior Years.....				-11,402		-11,402	-6,786		-6,786
<b>Total--FOASI Trust Fund.....</b>	<b>47,140</b>		<b>47,140</b>	<b>163,202</b>		<b>163,202</b>	<b>176,043</b>		<b>176,043</b>
<b>Federal Disability Insurance Trust Fund:</b>									
Federal Insurance Contributions Act Taxes.....	7,097		7,097	28,625		28,625	30,002		30,002
Self-Employment Contributions Act Taxes.....	865		865	984		984	1,044		1,044
Adjustments Attributable to Prior Years.....				-1,935		-1,935	-1,155		-1,155
<b>Total--FDI Trust Fund.....</b>	<b>7,962</b>		<b>7,962</b>	<b>27,674</b>		<b>27,674</b>	<b>29,891</b>		<b>29,891</b>
<b>Federal Hospital Insurance Trust Fund:</b>									
Federal Insurance Contributions Act Taxes.....	15,533		15,533	62,317		62,317	62,802		62,802
Self-Employment Contributions Act Taxes.....	2,233		2,233	2,541		2,541	2,586		2,586
Adjustments Attributable to Prior Years.....				-3,446		-3,446	-2,422		-2,422
<b>Total--FHI Trust Fund.....</b>	<b>17,766</b>		<b>17,766</b>	<b>61,412</b>		<b>61,412</b>	<b>62,966</b>		<b>62,966</b>
<b>Railroad Retirement :</b>									
Rail Pension and Supplemental Annuity.....	252	(**)	252	772	(**)	772	595	(**)	595
Social Security Equivalent Account.....	173	(**)	173	776	(**)	776	831	(**)	831
<b>Total--Employment and General Retirement.....</b>	<b>73,292</b>	<b>(**)</b>	<b>73,292</b>	<b>253,837</b>	<b>(**)</b>	<b>253,837</b>	<b>270,326</b>	<b>(**)</b>	<b>270,326</b>
<b>Unemployment Insurance:</b>									
Deposits by States.....	1,671		1,671	10,106		10,106	5,675		5,675
Federal Unemployment Tax Act Taxes.....	1,117	4	1,114	1,813	13	1,799	1,035	16	1,019
Railroad Unemployment Taxes.....	21		21	49		49	33		33
<b>Total--Unemployment Insurance.....</b>	<b>2,810</b>	<b>4</b>	<b>2,806</b>	<b>11,968</b>	<b>13</b>	<b>11,955</b>	<b>6,743</b>	<b>16</b>	<b>6,727</b>
<b>Other Retirement:</b>									
Federal Employees Retirement - Employee Share.....	307		307	1,391		1,391	1,401		1,401
Non-Federal Employees Retirement.....	3		3	10		10	11		11
<b>Total--Other Retirement.....</b>	<b>310</b>		<b>310</b>	<b>1,401</b>		<b>1,401</b>	<b>1,412</b>		<b>1,412</b>
<b>Total--Social Insurance and Retirement Receipts.....</b>	<b>76,411</b>	<b>4</b>	<b>76,408</b>	<b>267,206</b>	<b>13</b>	<b>267,192</b>	<b>278,481</b>	<b>17</b>	<b>278,465</b>
<b>Excise Taxes:</b>									
Miscellaneous Excise Taxes.....	1,370	121	1,249	9,305	609	8,696	9,608	519	9,089
Airport and Airway Trust Fund.....	867		867	2,942		2,942	2,899		2,899
Highway Trust Fund.....	2,971		2,971	10,100		10,100	9,778		9,778
Black Lung Disability Trust Fund.....	50		50	169		169	179		179
<b>Total--Excise Taxes.....</b>	<b>5,258</b>	<b>121</b>	<b>5,137</b>	<b>22,516</b>	<b>609</b>	<b>21,907</b>	<b>22,464</b>	<b>519</b>	<b>21,945</b>
<b>Estate and Gift Taxes.....</b>	<b>262</b>	<b>1,066</b>	<b>-804</b>	<b>1,201</b>	<b>1,281</b>	<b>-81</b>	<b>5,773</b>	<b>322</b>	<b>5,451</b>
<b>Customs Duties.....</b>	<b>2,509</b>	<b>89</b>	<b>2,421</b>	<b>10,151</b>	<b>357</b>	<b>9,794</b>	<b>8,338</b>	<b>340</b>	<b>7,998</b>
<b>Miscellaneous Receipts:</b>									
Deposits of Earnings by Federal Reserve Banks.....	9,095		9,095	27,848		27,848	24,528		24,528
Universal Service Fund.....	712		712	2,787		2,787	2,781		2,781
All Other.....	965	1	964	4,343	15	4,328	3,461	24	3,437
<b>Total -- Miscellaneous Receipts.....</b>	<b>10,772</b>	<b>1</b>	<b>10,771</b>	<b>34,978</b>	<b>15</b>	<b>34,963</b>	<b>30,770</b>	<b>24</b>	<b>30,745</b>
<b>Total -- Receipts.....</b>	<b>238,138</b>	<b>11,585</b>	<b>226,553</b>	<b>820,515</b>	<b>62,166</b>	<b>758,350</b>	<b>762,188</b>	<b>69,174</b>	<b>693,015</b>
<b>Total -- On-Budget.....</b>	<b>183,036</b>	<b>11,585</b>	<b>171,451</b>	<b>629,639</b>	<b>62,166</b>	<b>567,473</b>	<b>556,255</b>	<b>69,174</b>	<b>487,081</b>
<b>Total -- Off-Budget.....</b>	<b>55,102</b>		<b>55,102</b>	<b>190,877</b>		<b>190,877</b>	<b>205,933</b>		<b>205,933</b>

... No Transactions

Note: Details may not add to totals due to rounding.

(\*\*) Less than \$500,000

Correction Notice: The FICA/SECA footnote in Table 4 of the December MTS should have read as follows; In accordance with the Social Security Act as amended: "Individual income taxes, Withheld" have been increased and "Federal Insurance Contribution Act Taxes" correspondingly decreased by \$12,776 million to correct estimates for the quarter ending December, 2009. "Individual income taxes, Other" have been increased and "Self-Employment Contribution Act Taxes" correspondingly decreased by \$4,006 million to correct estimates for calendar year 2008 and prior.

**Table 5. Outlays of the U.S. Government, January 2011 and Other Periods**

Classification	[\$ millions]								
	This Month			Current Fiscal Year to Date			Prior Fiscal Year to Date		
	Gross Outlays	Applicable Receipts	Outlays	Gross Outlays	Applicable Receipts	Outlays	Gross Outlays	Applicable Receipts	Outlays
<b>Legislative Branch:</b>									
Senate .....	75	(**)	75	308	1	307	308	1	307
House of Representatives.....	118	(**)	117	477	(**)	477	493	1	493
Joint Items .....	1	.....	1	6	.....	6	5	.....	5
Capitol Police.....	25	.....	25	134	.....	134	112	.....	112
Congressional Budget Office.....	3	.....	3	16	.....	16	16	.....	16
Architect of the Capitol.....	37	(**)	37	173	1	172	176	1	175
Library of Congress .....	41	1	41	229	3	226	287	3	284
Government Printing Office.....	7	.....	7	55	.....	55	21	.....	21
Government Accountability Office.....	41	.....	41	196	.....	196	195	.....	195
United States Tax Court.....	4	.....	4	17	.....	17	16	.....	16
Other Legislative Branch Agencies.....	6	.....	6	30	.....	30	22	.....	22
Proprietary Receipts from the Public.....	.....	2	-2	.....	8	-8	.....	7	-7
Intrabudgetary Transaction .....	(**)	.....	(**)	-5	.....	-5	-13	.....	-13
<b>Total--Legislative Branch.....</b>	<b>361</b>	<b>3</b>	<b>358</b>	<b>1,636</b>	<b>13</b>	<b>1,623</b>	<b>1,640</b>	<b>12</b>	<b>1,628</b>
<b>Judicial Branch:</b>									
Supreme Court of the United States .....	7	.....	7	32	.....	32	37	.....	37
Courts of Appeals, District Courts, and Other									
Judicial Services.....	540	.....	540	2,295	.....	2,295	2,607	.....	2,607
Other .....	14	.....	14	56	.....	56	151	.....	151
Proprietary Receipts from the Public.....	.....	6	-6	.....	32	-32	.....	34	-34
Intrabudgetary Transactions .....	(**)	.....	(**)	-25	.....	-25	-429	.....	-429
<b>Total--Judicial Branch.....</b>	<b>561</b>	<b>6</b>	<b>555</b>	<b>2,358</b>	<b>32</b>	<b>2,326</b>	<b>2,366</b>	<b>34</b>	<b>2,332</b>
<b>Department of Agriculture:</b>									
Agricultural Research Service.....	85	.....	85	428	.....	428	401	.....	401
National Institute of Food and Agriculture:									
Research and Education Activities.....	47	.....	47	205	.....	205	169	.....	169
Extension Activities.....	34	.....	34	132	.....	132	121	.....	121
Other .....	6	.....	6	26	.....	26	23	.....	23
Animal and Plant Health Inspection Service .....	78	.....	78	371	.....	371	392	.....	392
Food Safety and Inspection Service .....	77	.....	77	346	.....	346	329	.....	329
Agricultural Marketing Service .....	-84	.....	-84	678	.....	678	439	.....	439
Risk Management Agency:									
Administrative and Operating Expenses.....	7	.....	7	27	.....	27	25	.....	25
Federal Crop Insurance Corporation Fund.....	529	41	488	2,365	1,947	418	2,045	2,322	-278
Farm Service Agency:									
Salaries and Expenses.....	141	.....	141	522	.....	522	171	.....	171
USDA Disaster Assistance .....	3	.....	3	20	.....	20	269	.....	269
Agricultural Disaster Relief Fund.....	19	.....	19	542	.....	542	235	.....	235
Commodity Credit Corporation .....	2,613	1,372	1,241	15,792	4,796	10,996	14,429	2,314	12,116
Tobacco Trust Fund.....	-1	.....	-1	237	.....	237	238	.....	238
Agricultural Credit Insurance Fund.....	11	33	-22	46	116	-70	370	112	258
Other .....	4	.....	4	16	.....	16	42	.....	42
<b>Total--Farm Service Agency.....</b>	<b>2,789</b>	<b>1,405</b>	<b>1,384</b>	<b>17,174</b>	<b>4,912</b>	<b>12,262</b>	<b>15,754</b>	<b>2,425</b>	<b>13,329</b>
Natural Resources Conservation Service:									
Conservation Operations .....	64	.....	64	314	.....	314	267	.....	267
Farm Security and Rural Investment Programs.....	236	.....	236	1,108	.....	1,108	636	.....	636
Other .....	26	.....	26	126	.....	126	125	.....	125
Rural Development.....	54	.....	54	221	.....	221	-245	.....	-245
Rural Housing Service:									
Rural Housing Insurance Fund .....	10	66	-56	42	234	-192	647	241	406
Rental Assistance Program .....	90	.....	90	353	.....	353	330	.....	330
Other .....	20	.....	20	90	.....	90	81	.....	81
Rural Utilities Service:									
Rural Electrification and Telecommunications Fund .....	51	58	-7	106	1,123	-1,017	93	1,049	-956
Other .....	77	30	46	347	88	259	238	81	156
Foreign Agricultural Service.....	307	.....	307	693	.....	693	521	.....	521
Food and Nutrition Service:									
Supplemental Nutrition Assistance Program.....	6,274	.....	6,274	25,241	.....	25,241	22,754	.....	22,754
Child Nutrition Programs.....	1,618	.....	1,618	6,388	.....	6,388	6,084	.....	6,084
Special Supplemental Nutrition Program for									
Women, Infants, and Children (WIC) .....	524	.....	524	2,297	.....	2,297	2,155	.....	2,155
Other .....	97	.....	97	216	.....	216	186	.....	186
<b>Total--Food and Nutrition Service.....</b>	<b>8,512</b>	<b>.....</b>	<b>8,512</b>	<b>34,143</b>	<b>.....</b>	<b>34,143</b>	<b>31,178</b>	<b>.....</b>	<b>31,178</b>
Forest Service:									
National Forest System.....	109	.....	109	516	.....	516	501	.....	501
Capital Improvement and Maintenance .....	57	.....	57	361	.....	361	212	.....	212
Wildland Fire Management.....	130	.....	130	629	.....	629	621	.....	621
Forest Service Permanent Appropriations .....	10	.....	10	447	.....	447	499	.....	499
Other .....	67	.....	67	303	.....	303	322	.....	322
<b>Total--Forest Service.....</b>	<b>373</b>	<b>.....</b>	<b>373</b>	<b>2,257</b>	<b>.....</b>	<b>2,257</b>	<b>2,156</b>	<b>.....</b>	<b>2,156</b>
Other .....	130	5	126	495	18	477	453	19	434
Proprietary Receipts from the Public.....	.....	73	-73	.....	242	-242	.....	248	-248
Intrabudgetary Transactions .....	(**)	.....	(**)	-3	.....	-3	-3	.....	-3
<b>Total--Department of Agriculture.....</b>	<b>13,520</b>	<b>1,678</b>	<b>11,842</b>	<b>62,042</b>	<b>8,564</b>	<b>53,479</b>	<b>56,174</b>	<b>6,386</b>	<b>49,788</b>

**Table 5. Outlays of the U.S. Government, January 2011 and Other Periods - Continued**

Classification	[\$ millions]								
	This Month			Current Fiscal Year to Date			Prior Fiscal Year to Date		
	Gross Outlays	Applicable Receipts	Outlays	Gross Outlays	Applicable Receipts	Outlays	Gross Outlays	Applicable Receipts	Outlays
<b>Department of Commerce:</b>									
Economic Development Administration .....	40	(**)	40	157	5	152	102	(**)	102
Bureau of the Census .....	95	.....	95	683	.....	683	1,052	.....	1,052
International Trade Administration .....	28	.....	28	139	.....	139	138	.....	138
National Oceanic and Atmospheric Administration .....	286	(**)	286	1,708	2	1,706	1,595	4	1,591
National Institute of Standards and Technology.....	80	.....	80	341	.....	341	283	.....	283
National Telecommunication and Information Administration.....	49	.....	49	190	.....	190	51	.....	51
Other .....	26	3	23	165	15	150	125	17	108
Proprietary Receipts from the Public.....	.....	-9	9	.....	-13	13	.....	-4	4
Intrabudgetary Transactions .....	34	.....	34	39	.....	39	34	.....	34
<b>Total--Department of Commerce .....</b>	<b>639</b>	<b>-6</b>	<b>644</b>	<b>3,422</b>	<b>9</b>	<b>3,413</b>	<b>3,380</b>	<b>17</b>	<b>3,362</b>
<b>Department of Defense--Military:</b>									
<b>Military Personnel:</b>									
Department of the Army.....	4,620	.....	4,620	28,073	.....	28,073	26,048	.....	26,048
Department of the Navy.....	2,289	.....	2,289	17,579	.....	17,579	17,113	.....	17,113
Department of the Air Force.....	1,765	.....	1,765	13,432	.....	13,432	13,046	.....	13,046
Defense Agencies.....	.....	.....	.....	4,950	.....	4,950	4,516	.....	4,516
<b>Total--Military Personnel .....</b>	<b>8,673</b>	<b>.....</b>	<b>8,673</b>	<b>64,034</b>	<b>.....</b>	<b>64,034</b>	<b>60,723</b>	<b>.....</b>	<b>60,723</b>
<b>Operation and Maintenance:</b>									
Department of the Army.....	8,524	.....	8,524	34,216	.....	34,216	31,736	.....	31,736
Department of the Navy.....	4,109	.....	4,109	17,472	.....	17,472	16,736	.....	16,736
Department of the Air Force.....	4,120	.....	4,120	18,343	.....	18,343	18,047	.....	18,047
Defense Agencies.....	4,713	.....	4,713	21,429	.....	21,429	19,414	.....	19,414
<b>Total--Operation and Maintenance .....</b>	<b>21,465</b>	<b>.....</b>	<b>21,465</b>	<b>91,460</b>	<b>.....</b>	<b>91,460</b>	<b>85,933</b>	<b>.....</b>	<b>85,933</b>
<b>International Reconstruction and Other Assistance:</b>									
Department of the Army.....	-1	.....	-1	1	.....	1	11	.....	11
<b>Procurement:</b>									
Department of the Army.....	2,506	.....	2,506	13,688	.....	13,688	15,094	.....	15,094
Department of the Navy.....	2,547	.....	2,547	14,450	.....	14,450	14,144	.....	14,144
Department of the Air Force.....	2,466	.....	2,466	14,399	.....	14,399	13,233	.....	13,233
Defense Agencies.....	625	.....	625	2,580	.....	2,580	2,125	.....	2,125
<b>Total--Procurement.....</b>	<b>8,144</b>	<b>.....</b>	<b>8,144</b>	<b>45,117</b>	<b>.....</b>	<b>45,117</b>	<b>44,597</b>	<b>.....</b>	<b>44,597</b>
<b>Research, Development, Test, and Evaluation:</b>									
Department of the Army.....	699	.....	699	3,516	.....	3,516	3,551	.....	3,551
Department of the Navy.....	1,157	.....	1,157	5,988	.....	5,988	6,061	.....	6,061
Department of the Air Force.....	1,994	.....	1,994	8,065	.....	8,065	8,237	.....	8,237
Defense Agencies.....	1,472	.....	1,472	6,208	.....	6,208	6,461	.....	6,461
<b>Total--Research, Development, Test, and Evaluation.....</b>	<b>5,323</b>	<b>.....</b>	<b>5,323</b>	<b>23,777</b>	<b>.....</b>	<b>23,777</b>	<b>24,309</b>	<b>.....</b>	<b>24,309</b>
<b>Military Construction:</b>									
Department of the Army.....	348	.....	348	1,966	.....	1,966	1,956	.....	1,956
Department of the Navy.....	279	.....	279	841	.....	841	933	.....	933
Department of the Air Force.....	149	.....	149	594	.....	594	469	.....	469
Defense Agencies.....	832	.....	832	3,585	.....	3,585	3,211	.....	3,211
<b>Total--Military Construction .....</b>	<b>1,608</b>	<b>.....</b>	<b>1,608</b>	<b>6,986</b>	<b>.....</b>	<b>6,986</b>	<b>6,569</b>	<b>.....</b>	<b>6,569</b>
<b>Family Housing:</b>									
Department of the Army.....	53	.....	53	194	.....	194	249	.....	249
Department of the Navy.....	33	.....	33	167	.....	167	130	.....	130
Department of the Air Force.....	77	.....	77	368	.....	368	361	.....	361
Defense Agencies.....	42	21	21	492	95	397	343	10	333
<b>Revolving and Management Funds:</b>									
Department of the Navy.....	169	.....	169	490	.....	490	641	.....	641
<b>Defense Agencies:</b>									
Working Capital Fund.....	257	.....	257	1,027	.....	1,027	1,487	.....	1,487
Other.....	31	.....	31	174	.....	174	(**)	.....	(**)
Allowances .....	-5	.....	-5	-5	.....	-5	4	.....	4
<b>Trust Funds:</b>									
Department of the Army.....	1	.....	1	1	.....	1	1	.....	1
Department of the Navy.....	1	.....	1	8	.....	8	6	.....	6
Department of the Air Force.....	1	.....	1	4	(**)	4	1	(**)	1
Defense Agencies.....	10	.....	10	62	.....	62	53	.....	53
<b>Proprietary Receipts from the Public:</b>									
Department of the Army.....	.....	-522	522	.....	-25	25	.....	-49	49
Department of the Navy.....	.....	8	-8	.....	28	-28	.....	46	-46
Department of the Air Force.....	.....	5	-5	.....	-24	24	.....	297	-297
Defense Agencies.....	.....	25	-25	.....	210	-210	.....	284	-284
<b>Intrabudgetary Transactions:</b>									
Department of the Army.....	4	.....	4	-5	.....	-5	113	.....	113
Department of the Navy.....	-23	.....	-23	15	.....	15	29	.....	29
Department of the Air Force.....	53	.....	53	98	.....	98	160	.....	160
Defense Agencies.....	-19	.....	-19	-35	.....	-35	-140	.....	-140
<b>Offsetting Governmental Receipts:</b>									
Department of the Army.....	.....	(**)	(**)	.....	(**)	(**)	.....	1	-1
Defense Agencies.....	.....	(**)	(**)	.....	(**)	(**)	.....	(**)	(**)
<b>Total--Department of Defense--Military.....</b>	<b>45,896</b>	<b>-464</b>	<b>46,360</b>	<b>234,429</b>	<b>285</b>	<b>234,144</b>	<b>225,582</b>	<b>589</b>	<b>224,993</b>



**Table 5. Outlays of the U.S. Government, January 2011 and Other Periods - Continued**

Classification	[\$ millions]								
	This Month			Current Fiscal Year to Date			Prior Fiscal Year to Date		
	Gross Outlays	Applicable Receipts	Outlays	Gross Outlays	Applicable Receipts	Outlays	Gross Outlays	Applicable Receipts	Outlays
<b>Department of Education:</b>									
Office of Elementary and Secondary Education:									
Accelerating Achievement and Ensuring Equity.....	1,324	.....	1,324	5,341	.....	5,341	5,835	.....	5,835
Impact Aid.....	144	.....	144	528	.....	528	688	.....	688
Education Improvement Programs.....	399	.....	399	1,736	.....	1,736	1,589	.....	1,589
State Fiscal Stabilization Fund, Recovery Act.....	1,043	.....	1,043	4,462	.....	4,462	7,378	.....	7,378
Other.....	316	.....	316	1,245	.....	1,245	34	.....	34
<b>Total--Office of Elementary and Secondary Education.....</b>	<b>3,226</b>	<b>.....</b>	<b>3,226</b>	<b>13,312</b>	<b>.....</b>	<b>13,312</b>	<b>15,524</b>	<b>.....</b>	<b>15,524</b>
Office of Innovation and Improvement.....	73	.....	73	303	.....	303	324	.....	324
Office of Safe and Drug-Free Schools.....	42	.....	42	170	.....	170	242	.....	242
Office of English Language Acquisition.....	39	.....	39	298	.....	298	212	.....	212
Office of Special Education and Rehabilitative Services:									
Special Education.....	1,247	.....	1,247	5,080	.....	5,080	5,285	.....	5,285
Rehabilitation Services and Disability Research.....	295	.....	295	1,227	.....	1,227	1,129	.....	1,129
Special Institutions for Persons with Disabilities.....	24	.....	24	68	.....	68	66	.....	66
Office of Vocational and Adult Education.....	143	.....	143	587	.....	587	597	.....	597
Office of Postsecondary Education:									
Higher Education.....	168	.....	168	823	.....	823	766	.....	766
Other.....	37	(**)	37	83	6	77	84	7	77
<b>Total--Office of Postsecondary Education.....</b>	<b>205</b>	<b>(**)</b>	<b>205</b>	<b>906</b>	<b>6</b>	<b>900</b>	<b>850</b>	<b>7</b>	<b>843</b>
Office of Federal Student Aid:									
Student Financial Assistance.....	5,602	.....	5,602	12,907	.....	12,907	10,917	.....	10,917
Academic Competitiveness-Smart Grant Program.....	166	.....	166	409	.....	409	327	.....	327
Student Aid Administration.....	55	.....	55	335	.....	335	237	.....	237
Federal Direct Student Loans.....	.....	.....	.....	5	.....	5	(**)	.....	(**)
Federal Family Education Loans.....	-16	.....	-16	-72	.....	-72	-79	.....	-79
Other.....	6	.....	6	8	.....	8	.....	.....	.....
<b>Total--Office of Federal Student Aid.....</b>	<b>5,813</b>	<b>.....</b>	<b>5,813</b>	<b>13,593</b>	<b>.....</b>	<b>13,593</b>	<b>11,402</b>	<b>.....</b>	<b>11,402</b>
Institute of Education Sciences.....	45	.....	45	194	.....	194	175	.....	175
Departmental Management.....	52	.....	52	206	.....	206	179	.....	179
Hurricane Education Recovery.....	2	.....	2	10	.....	10	10	.....	10
Proprietary Receipts from the Public.....	.....	3,592	-3,592	.....	5,074	-5,074	.....	3,249	-3,249
Intrabudgetary Transactions.....	1	.....	1	23	.....	23	7	.....	7
<b>Total--Department of Education.....</b>	<b>11,207</b>	<b>3,593</b>	<b>7,615</b>	<b>35,977</b>	<b>5,080</b>	<b>30,896</b>	<b>36,001</b>	<b>3,256</b>	<b>32,745</b>
<b>Department of Energy:</b>									
National Nuclear Security Administration:									
Naval Reactors.....	62	.....	62	272	.....	272	295	.....	295
Weapons Activities.....	478	.....	478	2,266	.....	2,266	2,036	.....	2,036
Defense Nuclear Nonproliferation.....	154	.....	154	666	.....	666	504	.....	504
Other.....	38	.....	38	153	.....	153	152	.....	152
Environmental and Other Defense Activities:									
Defense Environmental Cleanup.....	500	.....	500	2,493	.....	2,493	2,496	.....	2,496
Other Defense Activities.....	97	.....	97	328	.....	328	376	.....	376
Defense Nuclear Waste Disposal.....	9	.....	9	13	.....	13	23	.....	23
Other.....	.....	.....	.....	(**)	.....	(**)	(**)	.....	(**)
Energy Programs:									
Science.....	414	.....	414	1,873	.....	1,873	1,719	.....	1,719
Energy Supply.....	150	.....	150	698	.....	698	409	.....	409
Energy Efficiency and Renewable Energy.....	549	.....	549	2,260	.....	2,260	1,052	.....	1,052
Fossil Energy Research and Development.....	63	.....	63	280	.....	280	227	.....	227
Uranium Enrichment Decontamination and Decommissioning Fund.....	67	.....	67	236	.....	236	240	.....	240
Advancement Technology Vehicles Manufacturing Loan Program.....	5	.....	5	254	.....	254	172	.....	172
Title 17 Innovative Technology Loan Guarantee Program.....	7	.....	7	22	.....	22	13	.....	13
Other.....	107	10	97	420	15	404	424	24	400
<b>Total--Energy Programs.....</b>	<b>1,364</b>	<b>10</b>	<b>1,354</b>	<b>6,044</b>	<b>15</b>	<b>6,028</b>	<b>4,256</b>	<b>24</b>	<b>4,232</b>
Power Marketing Administration.....	262	269	-7	1,284	1,082	202	1,058	991	67
Departmental Administration.....	23	.....	23	129	.....	129	109	.....	109
Proprietary Receipts from the Public.....	.....	217	-217	.....	664	-664	.....	580	-580
Intrabudgetary Transactions.....	-87	.....	-87	-411	.....	-411	-658	.....	-658
<b>Total--Department of Energy.....</b>	<b>2,899</b>	<b>496</b>	<b>2,403</b>	<b>13,238</b>	<b>1,761</b>	<b>11,477</b>	<b>10,646</b>	<b>1,595</b>	<b>9,052</b>

**Table 5. Outlays of the U.S. Government, January 2011 and Other Periods - Continued**

Classification	[\$ millions]								
	This Month			Current Fiscal Year to Date			Prior Fiscal Year to Date		
	Gross Outlays	Applicable Receipts	Outlays	Gross Outlays	Applicable Receipts	Outlays	Gross Outlays	Applicable Receipts	Outlays
<b>Department of Health and Human Services:</b>									
Food and Drug Administration .....	53	1	52	550	3	548	658	3	655
Health Resources and Services Administration .....	661	1	660	2,713	3	2,709	2,524	3	2,521
Indian Health Services .....	532	.....	532	1,411	.....	1,411	2,117	.....	2,117
Centers for Disease Control and Prevention .....	588	.....	588	2,200	.....	2,200	2,387	.....	2,387
National Institutes of Health .....	2,804	.....	2,804	11,048	.....	11,048	10,117	.....	10,117
Substance Abuse and Mental Health Services Administration .....	187	.....	187	903	.....	903	966	.....	966
Agency for Healthcare Research and Quality .....	35	.....	35	67	.....	67	73	.....	73
<b>Centers for Medicare and Medicaid Services:</b>									
Grants to States for Medicaid .....	20,679	.....	20,679	97,255	.....	97,255	88,663	.....	88,663
Payments to Health Care Trust Funds .....	21,359	.....	21,359	75,178	.....	75,178	70,818	.....	70,818
Children's Health Insurance Fund .....	607	.....	607	2,834	.....	2,834	2,558	.....	2,558
State Grants and Demonstrations .....	44	.....	44	179	.....	179	165	.....	165
<b>Federal Hospital Insurance Trust Fund:</b>									
Benefit Payments .....	17,526	.....	17,526	76,234	.....	76,234	77,963	.....	77,963
Administrative Expenses .....	292	.....	292	909	.....	909	750	.....	750
Total--FHI Trust Fund .....	17,818	.....	17,818	77,143	.....	77,143	78,713	.....	78,713
Health Care Fraud and Abuse Control .....	72	.....	72	456	.....	456	294	.....	294
<b>Federal Supplementary Medical Insurance Trust Fund:</b>									
Benefit Payments .....	15,370	.....	15,370	71,880	.....	71,880	67,055	.....	67,055
Administrative Expenses .....	268	.....	268	860	.....	860	939	.....	939
<b>Medicare Prescription Drugs:</b>									
Benefit Payments .....	5,096	.....	5,096	19,276	.....	19,276	20,649	.....	20,649
Administrative Expenses .....	-4	.....	-4	75	.....	75	27	.....	27
Total--FSMI Trust Fund .....	20,730	.....	20,730	92,091	.....	92,091	88,670	.....	88,670
Other .....	-31	.....	-31	155	.....	155	76	.....	76
Total--Centers for Medicare and Medicaid Services .....	81,277	.....	81,277	345,290	.....	345,290	329,958	.....	329,958
<b>Administration for Children and Families:</b>									
Temporary Assistance for Needy Families .....	1,292	.....	1,292	5,803	.....	5,803	6,035	.....	6,035
Contingency Fund .....	-5	.....	-5	1,194	.....	1,194	684	.....	684
Payments to States for Child Support Enforcement and Family Support Programs .....	236	.....	236	969	.....	969	1,292	.....	1,292
Low Income Home Energy Assistance .....	428	.....	428	1,570	.....	1,570	1,773	.....	1,773
Refugee and Entrant Assistance .....	39	.....	39	194	.....	194	230	.....	230
Child Care Entitlement to States .....	259	.....	259	1,075	.....	1,075	809	.....	809
Payments to States for the Child Care and Development Block Grant .....	233	.....	233	1,042	.....	1,042	890	.....	890
Social Services Block Grant .....	127	.....	127	537	.....	537	611	.....	611
Children and Families Services Programs .....	833	.....	833	3,683	.....	3,683	3,418	.....	3,418
Payments to States for Foster Care and Adoption Assistance .....	505	.....	505	2,342	.....	2,342	2,337	.....	2,337
Other .....	26	.....	26	134	.....	134	116	.....	116
Total--Administration for Children and Families .....	3,973	.....	3,973	18,543	.....	18,543	18,196	.....	18,196
Administration on Aging .....	142	.....	142	537	.....	537	484	.....	484
Departmental Management .....	615	.....	615	1,751	.....	1,751	2,281	.....	2,281
Other .....	62	.....	62	285	.....	285	234	.....	234
Proprietary Receipts from the Public .....	.....	5,627	-5,627	.....	22,853	-22,853	.....	22,696	-22,696
<b>Intrabudgetary Transactions:</b>									
<b>Payments for Health Insurance for the Aged:</b>									
Federal Supplementary Medical Insurance Trust Fund .....	-18,363	.....	-18,363	-72,172	.....	-72,172	-68,428	.....	-68,428
<b>Payments for Tax and Other Credits:</b>									
Federal Hospital Insurance Trust Fund .....	-2,996	.....	-2,996	-2,999	.....	-2,999	-2,383	.....	-2,383
Other .....	-142	.....	-142	-128	.....	-128	209	.....	209
Total--Department of Health and Human Services .....	69,426	5,628	63,798	309,999	22,859	287,140	299,393	22,702	276,691
<b>Department of Homeland Security:</b>									
Departmental Management and Operations .....	85	.....	85	384	.....	384	331	.....	331
Citizenship and Immigration Services .....	172	.....	172	842	.....	842	842	.....	842
United States Secret Service .....	139	.....	139	594	.....	594	527	.....	527
Transportation Security Administration .....	422	.....	422	1,993	.....	1,993	1,564	.....	1,564
Immigration and Customs Enforcement .....	424	.....	424	1,865	.....	1,865	1,833	.....	1,833
Customs and Border Protection .....	868	.....	868	3,890	.....	3,890	3,741	.....	3,741
United States Coast Guard .....	662	1	661	3,584	4	3,580	3,277	4	3,273
National Protection and Programs Directorate .....	124	.....	124	511	.....	511	329	.....	329
<b>Federal Emergency Management Administration:</b>									
State and Local Programs .....	223	.....	223	853	.....	853	846	.....	846
Firefighter Assistance Grants .....	53	.....	53	212	.....	212	140	.....	140
Disaster Relief .....	380	.....	380	1,885	.....	1,885	2,194	.....	2,194
National Flood Insurance Fund .....	35	148	-113	201	585	-384	171	372	-201
Other .....	66	.....	66	451	.....	451	451	.....	451
Total--Federal Emergency Management Administration .....	758	148	610	3,602	585	3,017	3,802	372	3,430
Science and Technology .....	67	.....	67	296	.....	296	293	.....	293
Domestic Nuclear Detection Office .....	43	.....	43	138	.....	138	148	.....	148
Other .....	45	.....	45	168	.....	168	136	.....	136
Proprietary Receipts from the Public .....	.....	1	-1	.....	114	-114	.....	26	-26
Intrabudgetary Transactions .....	-8	.....	-8	57	.....	57	46	.....	46
Offsetting Governmental Receipts .....	.....	383	-383	.....	1,877	-1,877	.....	1,355	-1,355
Total--Department of Homeland Security .....	3,801	533	3,268	17,923	2,580	15,344	16,870	1,758	15,112

**Table 5. Outlays of the U.S. Government, January 2011 and Other Periods - Continued**

Classification	[\$ millions]								
	This Month			Current Fiscal Year to Date			Prior Fiscal Year to Date		
	Gross Outlays	Applicable Receipts	Outlays	Gross Outlays	Applicable Receipts	Outlays	Gross Outlays	Applicable Receipts	Outlays
<b>Department of Housing and Urban Development:</b>									
Public and Indian Housing Programs:									
Tenant Based Rental Assistance.....	1,534	.....	1,534	6,147	.....	6,147	5,538	.....	5,538
Housing Certificate Fund.....	103	.....	103	459	.....	459	464	.....	464
Project-Based Rental Assistance.....	714	.....	714	2,802	.....	2,802	2,730	.....	2,730
Public Housing Capital Fund.....	348	.....	348	1,631	.....	1,631	1,503	.....	1,503
Public Housing Operating Fund.....	381	.....	381	1,672	.....	1,672	1,533	.....	1,533
Revitalization of Severely Distressed									
Public Housing (Hope VI).....	17	.....	17	53	.....	53	65	.....	65
Native American Housing Block Grant.....	47	.....	47	268	.....	268	263	.....	263
Other.....	(**)	.....	(**)	1	.....	1	-53	.....	-53
<b>Total--Public and Indian Housing Programs.....</b>	<b>3,145</b>	<b>.....</b>	<b>3,145</b>	<b>13,032</b>	<b>.....</b>	<b>13,032</b>	<b>12,043</b>	<b>.....</b>	<b>12,043</b>
Community Planning and Development:									
Housing Opportunities for Persons with AIDS.....	21	.....	21	114	.....	114	90	.....	90
Community Development Fund.....	642	.....	642	2,362	.....	2,362	2,355	.....	2,355
Home Investment Partnership Program.....	326	.....	326	1,263	.....	1,263	673	.....	673
Neighborhood Stabilization Program.....	86	.....	86	482	.....	482	344	.....	344
Homeless Assistance Grants.....	169	.....	169	779	.....	779	595	.....	595
Other.....	10	(**)	10	30	(**)	30	33	(**)	33
<b>Total--Community Planning and Development.....</b>	<b>1,255</b>	<b>(**)</b>	<b>1,255</b>	<b>5,030</b>	<b>(**)</b>	<b>5,030</b>	<b>4,090</b>	<b>(**)</b>	<b>4,090</b>
Housing Programs:									
Credit Accounts:									
FHA-Mutual Mortgage Insurance Fund, Program Account.....	7	.....	7	32	.....	32	18	.....	18
FHA-Mutual Mortgage Insurance Capital Reserve Account.....	-527	.....	-527	-2,390	.....	-2,390	-806	.....	-806
FHA-Mutual Mortgage and Cooperative Housing									
Insurance Fund, Liquidating Account.....	4	5	-1	15	8	7	8	(**)	7
FHA-General and Special Risk Fund, Program Account.....	(**)	.....	(**)	5	.....	5	19	.....	19
FHA-General and Special Risk Fund, Liquidating Account.....	18	13	5	46	59	-13	24	46	-22
Housing for the Elderly or Handicapped Fund,									
Liquidating Account.....	(**)	73	-72	(**)	205	-204	1	222	-221
Home Ownership Preservation Equity Fund.....	(**)	.....	(**)	2	.....	2	2	.....	2
Housing for the Elderly.....	81	.....	81	320	.....	320	314	.....	314
Housing for Persons with Disabilities.....	65	.....	65	259	.....	259	268	.....	268
Other Assisted Housing Programs.....	4	.....	4	16	.....	16	16	.....	16
Other.....	16	2	14	68	13	55	4	8	-4
<b>Total--Housing Programs.....</b>	<b>-331</b>	<b>93</b>	<b>-424</b>	<b>-1,627</b>	<b>285</b>	<b>-1,912</b>	<b>-132</b>	<b>277</b>	<b>-409</b>
Government National Mortgage Association:									
Guarantees of Mortgage-Backed Securities.....	12	28	-16	71	47	24	23	111	-88
Management and Administration.....	138	.....	138	598	.....	598	554	.....	554
Other.....	19	.....	19	88	.....	88	87	.....	87
Proprietary Receipts from the Public:									
GNMA, Guarantees of Mortgage-Backed Securities.....	.....	.....	.....	.....	.....	.....	.....	13	-13
FHA-General and Special Risk Fund.....	.....	43	-43	.....	149	-149	.....	106	-106
Other.....	.....	-38	38	.....	1	-1	.....	-8	8
Intrabudgetary Transactions.....	-6	.....	-6	4	.....	4	-6	.....	-6
Offsetting Governmental Receipts.....	.....	(**)	(**)	.....	1	-1	.....	1	-1
<b>Total--Department of Housing and Urban Development.....</b>	<b>4,231</b>	<b>127</b>	<b>4,104</b>	<b>17,197</b>	<b>483</b>	<b>16,714</b>	<b>16,659</b>	<b>500</b>	<b>16,159</b>
<b>Department of the Interior:</b>									
Land and Minerals Management:									
Bureau of Land Management:									
Management of Lands and Resources.....	68	.....	68	317	.....	317	294	.....	294
Other.....	33	4	29	255	36	219	301	30	271
Minerals Management Service.....	135	.....	135	692	.....	692	613	.....	613
Office of Surface Mining Reclamation and Enforcement.....	152	.....	152	418	.....	418	310	.....	310
<b>Total--Land and Minerals Management.....</b>	<b>388</b>	<b>4</b>	<b>384</b>	<b>1,681</b>	<b>36</b>	<b>1,645</b>	<b>1,517</b>	<b>30</b>	<b>1,488</b>
Water and Science:									
Bureau of Reclamation:									
Water and Related Resources.....	73	.....	73	390	.....	390	341	.....	341
Other.....	47	47	(**)	196	99	97	183	102	81
United States Geological Survey.....	101	.....	101	429	.....	429	355	.....	355
Other.....	(**)	.....	(**)	6	.....	6	41	.....	41
<b>Total--Water and Science.....</b>	<b>221</b>	<b>47</b>	<b>175</b>	<b>1,021</b>	<b>99</b>	<b>922</b>	<b>920</b>	<b>102</b>	<b>818</b>
Fish and Wildlife and Parks:									
United States Fish and Wildlife Service.....	204	.....	204	897	.....	897	760	.....	760
National Park Service.....	271	.....	271	1,251	.....	1,251	1,044	.....	1,044
<b>Total--Fish and Wildlife and Parks.....</b>	<b>475</b>	<b>.....</b>	<b>475</b>	<b>2,148</b>	<b>.....</b>	<b>2,148</b>	<b>1,804</b>	<b>.....</b>	<b>1,804</b>
Bureau of Indian Affairs and									
Bureau of Indian Education.....	269	(**)	269	797	(**)	797	1,073	5	1,068
Departmental Offices:									
Insular Affairs.....	21	.....	21	124	.....	124	139	.....	139
Office of the Special Trustee									
for American Indians.....	18	.....	18	209	.....	209	134	.....	134
Department-Wide Programs.....	73	.....	73	375	.....	375	413	.....	413
Other.....	18	.....	18	85	.....	85	78	.....	78
Proprietary Receipts from the Public.....	.....	406	-406	.....	1,757	-1,757	.....	1,563	-1,563
Intrabudgetary Transactions.....	16	.....	16	-2	.....	-2	21	.....	21
<b>Total--Department of the Interior.....</b>	<b>1,501</b>	<b>457</b>	<b>1,044</b>	<b>6,439</b>	<b>1,893</b>	<b>4,547</b>	<b>6,100</b>	<b>1,699</b>	<b>4,401</b>

**Table 5. Outlays of the U.S. Government, January 2011 and Other Periods - Continued**

Classification	[\$ millions]								
	This Month			Current Fiscal Year to Date			Prior Fiscal Year to Date		
	Gross Outlays	Applicable Receipts	Outlays	Gross Outlays	Applicable Receipts	Outlays	Gross Outlays	Applicable Receipts	Outlays
<b>Department of Justice:</b>									
General Administration .....	115	.....	115	800	.....	800	671	.....	671
Legal Activities and United States Marshals:									
General Legal Activities .....	75	.....	75	310	.....	310	314	.....	314
United States Attorneys .....	129	.....	129	665	.....	665	676	.....	676
United States Marshals Service .....	164	.....	164	531	.....	531	440	.....	440
Assets Forfeiture Fund .....	83	.....	83	462	.....	462	283	.....	283
Other .....	36	.....	36	165	.....	165	189	.....	189
Federal Bureau of Investigation .....	654	.....	654	2,638	.....	2,638	2,560	.....	2,560
Drug Enforcement Administration .....	190	.....	190	820	.....	820	739	.....	739
Bureau of Alcohol, Tobacco, Firearms, and Explosives .....	88	.....	88	362	.....	362	370	.....	370
Federal Prison System .....	523	28	494	2,380	115	2,265	2,239	112	2,127
Office of Justice Programs:									
State and Local Law Enforcement Assistance .....	127	.....	127	858	.....	858	1,135	.....	1,135
Community Oriented Policing Services .....	67	.....	67	217	.....	217	115	.....	115
Crime Victims Fund .....	52	.....	52	224	.....	224	212	.....	212
Other .....	97	.....	97	427	.....	427	381	.....	381
Other .....	76	.....	76	259	.....	259	223	.....	223
Proprietary Receipts from the Public .....	.....	21	-21	.....	109	-109	.....	33	-33
Intrabudgetary Transactions .....	384	.....	384	-111	.....	-111	-118	.....	-118
Offsetting Governmental Receipts .....	.....	39	-39	.....	148	-148	.....	142	-142
<b>Total--Department of Justice .....</b>	<b>2,860</b>	<b>88</b>	<b>2,771</b>	<b>11,006</b>	<b>372</b>	<b>10,634</b>	<b>10,429</b>	<b>288</b>	<b>10,141</b>
<b>Department of Labor:</b>									
Employment and Training Administration:									
Training and Employment Services .....	316	.....	316	1,464	.....	1,464	1,719	.....	1,719
Office of Job Corps .....	123	.....	123	528	.....	528	547	.....	547
Community Service Employment for Older Americans .....	59	.....	59	254	.....	254	207	.....	207
Federal Unemployment Benefits and Allowances .....	47	.....	47	251	.....	251	174	.....	174
Federal Additional Unemployment Compensation Program-Recovery Act .....	18	.....	18	1,669	.....	1,669	4,080	.....	4,080
State Unemployment Insurance and Employment Service Operations .....	463	.....	463	469	.....	469	415	.....	415
Payments to the Unemployment Trust Fund .....	6,275	.....	6,275	21,287	.....	21,287	21,095	.....	21,095
Advances to the Unemployment Trust Fund and Other Funds .....	130	.....	130	240	.....	240	.....	.....	.....
Program Administration .....	8	.....	8	42	.....	42	43	.....	43
Unemployment Trust Fund:									
Federal-State Unemployment Insurance:									
State Unemployment Benefits .....	10,744	.....	10,744	41,606	.....	41,606	48,904	.....	48,904
State Administrative Expenses .....	326	.....	326	1,610	.....	1,610	1,514	.....	1,514
Federal Administrative Expenses .....	26	.....	26	115	.....	115	26	.....	26
Other .....	(**)	.....	(**)	(**)	.....	(**)	1	.....	1
Total--Unemployment Trust Fund .....	<b>11,096</b>	.....	<b>11,096</b>	<b>43,332</b>	.....	<b>43,332</b>	<b>50,444</b>	.....	<b>50,444</b>
Other .....	.....	.....	.....	1	.....	1	21,796	.....	21,796
<b>Total--Employment and Training Administration .....</b>	<b>18,535</b>	.....	<b>18,535</b>	<b>69,536</b>	.....	<b>69,536</b>	<b>100,521</b>	.....	<b>100,521</b>
Pension Benefit Guaranty Corporation .....	489	537	-48	1,989	1,996	-7	1,772	1,900	-128
Employment Standards Administration .....	36	.....	36	165	.....	165	156	.....	156
Office of Workers' Compensation Programs:									
Special Benefits .....	199	.....	199	-370	.....	-370	-608	.....	-608
Energy Employees Occupational Illness Compensation Fund .....	87	.....	87	450	.....	450	283	.....	283
Special Benefits for Disabled Coal Miners .....	16	.....	16	66	.....	66	74	.....	74
Black Lung Disability Trust Fund .....	23	.....	23	91	.....	91	94	.....	94
Other .....	19	.....	19	81	.....	81	82	.....	82
Occupational Safety and Health Administration .....	46	.....	46	194	.....	194	167	.....	167
Mine Safety and Health Administration .....	25	.....	25	112	.....	112	110	.....	110
Bureau of Labor Statistics .....	44	.....	44	168	.....	168	158	.....	158
Departmental Management .....	74	.....	74	246	.....	246	211	.....	211
Other .....	11	.....	11	52	.....	52	52	.....	52
Proprietary Receipts from the Public .....	.....	8	-8	.....	12	-12	.....	9	-9
Intrabudgetary Transactions .....	-6,812	.....	-6,812	-22,293	.....	-22,293	-43,207	.....	-43,207
<b>Total--Department of Labor .....</b>	<b>12,793</b>	<b>545</b>	<b>12,249</b>	<b>50,486</b>	<b>2,008</b>	<b>48,479</b>	<b>59,867</b>	<b>1,909</b>	<b>57,958</b>
<b>Department of State:</b>									
Administration of Foreign Affairs:									
Diplomatic and Consular Programs .....	568	.....	568	2,252	.....	2,252	2,306	.....	2,306
Educational and Cultural Exchange Programs .....	49	.....	49	198	.....	198	167	.....	167
Embassy Security, Construction, and Maintenance .....	178	.....	178	566	.....	566	835	.....	835
Payment to Foreign Service Retirement and Disability Fund .....	.....	.....	.....	.....	.....	.....	34	.....	34
Foreign Service Retirement and Disability Fund .....	99	.....	99	276	.....	276	275	.....	275
Other .....	-13	.....	-13	542	.....	542	341	.....	341
Total--Administration of Foreign Affairs .....	<b>880</b>	.....	<b>880</b>	<b>3,835</b>	.....	<b>3,835</b>	<b>3,959</b>	.....	<b>3,959</b>
International Organizations and Conferences .....	152	.....	152	1,125	.....	1,125	1,314	.....	1,314
Global Health and Child Survival .....	403	.....	403	2,217	.....	2,217	1,332	.....	1,332
Migration and Refugee Assistance .....	28	.....	28	592	.....	592	564	.....	564
International Narcotics Control and Law Enforcement .....	-76	.....	-76	145	.....	145	335	.....	335
Andean Counterdrug Programs .....	14	.....	14	80	.....	80	95	.....	95
Other .....	48	.....	48	204	.....	204	247	.....	247
Proprietary Receipts from the Public .....	.....	-2	2	.....	13	-13	.....	-1	1
Intrabudgetary Transactions .....	-95	.....	-95	-119	.....	-119	-103	.....	-103
<b>Total--Department of State .....</b>	<b>1,353</b>	<b>-2</b>	<b>1,355</b>	<b>8,078</b>	<b>13</b>	<b>8,065</b>	<b>7,743</b>	<b>-1</b>	<b>7,743</b>

**Table 5. Outlays of the U.S. Government, January 2011 and Other Periods - Continued**

Classification	[\$ millions]								
	This Month			Current Fiscal Year to Date			Prior Fiscal Year to Date		
	Gross Outlays	Applicable Receipts	Outlays	Gross Outlays	Applicable Receipts	Outlays	Gross Outlays	Applicable Receipts	Outlays
<b>Department of Transportation:</b>									
Office of the Secretary .....	-8	.....	-8	-34	.....	-34	34	.....	34
Federal Aviation Administration:									
Operations .....	-107	.....	-107	1,323	.....	1,323	1,024	.....	1,024
Airport and Airway Trust Fund:									
Grants-In-Aid for Airports .....	266	.....	266	1,365	.....	1,365	1,591	.....	1,591
Facilities and Equipment .....	172	.....	172	861	.....	861	815	.....	815
Research, Engineering, and Development .....	19	.....	19	60	.....	60	35	.....	35
Trust Fund Share of FAA Operations .....	833	.....	833	1,699	.....	1,699	2,031	.....	2,031
Total--Airport and Airway Trust Fund .....	1,290	.....	1,290	3,985	.....	3,985	4,472	.....	4,472
Other .....	10	51	-41	64	129	-65	-1	51	-51
Total--Federal Aviation Administration .....	1,193	51	1,142	5,372	129	5,243	5,495	51	5,444
Federal Highway Administration:									
Highway Trust Fund:									
Federal-Aid Highways .....	2,215	.....	2,215	11,561	.....	11,561	10,337	.....	10,337
Other .....	3	.....	3	9	.....	9	25	.....	25
Highway Infrastructure Investment, Recovery Act .....	624	.....	624	3,784	.....	3,784	3,740	.....	3,740
Other Programs .....	52	.....	52	236	.....	236	270	.....	270
Total--Federal Highway Administration .....	2,894	.....	2,894	15,590	.....	15,590	14,372	.....	14,372
Federal Motor Carrier Safety Administration .....	38	.....	38	159	.....	159	173	.....	173
National Highway Traffic Safety Administration .....	37	.....	37	314	.....	314	377	.....	377
Federal Railroad Administration:									
Operating Subsidy Grants to the National Railroad Passenger Corporation .....									
Capital and Debt Service Grants to the National Railroad Passenger Corporation .....	140	.....	140	239	.....	239	339	.....	339
Capital Assistance for High Speed Rail Corridors and Intercity Passenger Rail Service, Recovery Act .....	26	.....	26	249	.....	249	406	.....	406
Other .....	12	.....	12	56	.....	56	(**)	.....	(**)
Total--Federal Railroad Administration .....	18	.....	18	277	2	275	150	2	149
Federal Transit Administration:	197	.....	197	821	2	820	895	2	893
Formula Grants .....	22	.....	22	73	.....	73	151	.....	151
Capital Investment Grants .....	230	.....	230	632	.....	632	718	.....	718
Formula and Bus Grants .....	316	.....	316	2,247	.....	2,247	2,464	.....	2,464
Transit Capital Assistance, Recovery Act .....	183	.....	183	879	.....	879	594	.....	594
Other .....	81	.....	81	206	.....	206	119	.....	119
Total--Federal Transit Administration .....	833	.....	833	4,038	.....	4,038	4,046	.....	4,046
Maritime Administration .....	-6	6	-12	119	19	99	267	249	19
Other .....	57	2	55	162	9	153	140	5	135
Proprietary Receipts from the Public .....	.....	2	-2	.....	27	-27	.....	4	-4
Intrabudgetary Transactions:									
Other .....	(**)	.....	(**)	(**)	.....	(**)	-7	.....	-7
Offsetting Governmental Receipts .....	.....	(**)	(**)	.....	(**)	(**)	.....	1	-1
Total--Department of Transportation .....	5,233	61	5,173	26,541	187	26,354	25,793	312	25,481
<b>Department of the Treasury:</b>									
Departmental Offices:									
Exchange Stabilization Fund .....	(**)	65	-65	.....	117	-117	.....	125	-125
Grants for Specified Energy Property in Lieu of Tax Credit .....	177	.....	177	734	.....	734	1,277	.....	1,277
Housing and Economic Recovery Programs .....	.....	.....	.....	2,609	.....	2,609	15,006	.....	15,006
Troubled Asset Relief Programs .....	21,829	.....	21,829	22,371	.....	22,371	6,365	.....	6,365
Other .....	385	.....	385	2,461	.....	2,461	758	.....	758
Financial Management Service:									
Payment to the Resolution Funding Corporation .....	497	.....	497	1,022	.....	1,022	1,130	.....	1,130
Financial Agent Services .....	45	.....	45	188	.....	188	189	.....	189
Interest Paid to Credit Financing Accounts .....	.....	.....	.....	(**)	.....	(**)	-3	.....	-3
Claims, Judgments, and Relief Acts .....	67	.....	67	434	.....	434	434	.....	434
Other .....	9	(**)	9	285	(**)	285	433	(**)	433
Total--Financial Management Service .....	618	(**)	618	1,929	(**)	1,929	2,184	(**)	2,184
Federal Financing Bank .....	-206	.....	-206	-59	.....	-59	-57	.....	-57
Alcohol and Tobacco Tax and Trade Bureau:									
Salaries and Expenses .....	8	.....	8	35	.....	35	35	.....	35
Internal Revenue Collections for Puerto Rico .....	101	.....	101	190	.....	190	143	.....	143
Bureau of Engraving and Printing .....	40	.....	40	34	.....	34	29	.....	29
United States Mint .....	307	470	-164	1,350	1,617	-267	1,347	1,474	-127
Bureau of the Public Debt .....	15	.....	15	91	.....	91	90	.....	90
Internal Revenue Service:									
Taxpayer Services .....	180	.....	180	773	.....	773	738	.....	738
Enforcement .....	409	.....	409	1,898	.....	1,898	1,817	.....	1,817
Operations Support .....	319	.....	319	1,395	.....	1,395	1,267	.....	1,267
Payment Where Earned Income Credit Exceeds Liability for Tax .....	6,331	.....	6,331	6,373	.....	6,373	6,860	.....	6,860
Payment Where Child Credit Exceeds Liability for Tax .....	1,942	.....	1,942	2,241	.....	2,241	3,309	.....	3,309
Payment Where Tax Credits to Aid First Time Homebuyers Exceeds Liability for Tax .....	31	.....	31	677	.....	677	1,662	.....	1,662
Payment Where Making Work Pay Credit Exceeds Liability for Tax, Recovery Act .....	766	.....	766	982	.....	982	13	.....	13
Refunding Internal Revenue Collections, Interest .....	102	.....	102	889	.....	889	856	.....	856
Other .....	328	(**)	328	3,146	1	3,145	1,360	1	1,359
Total--Internal Revenue Service .....	10,408	(**)	10,408	18,374	1	18,373	17,883	1	17,882

**Table 5. Outlays of the U.S. Government, January 2011 and Other Periods - Continued**

Classification	[\$ millions]								
	This Month			Current Fiscal Year to Date			Prior Fiscal Year to Date		
	Gross Outlays	Applicable Receipts	Outlays	Gross Outlays	Applicable Receipts	Outlays	Gross Outlays	Applicable Receipts	Outlays
<b>Department of the Treasury:—Continued</b>									
Comptroller of the Currency.....	57	(**)	57	252	1	251	251	(**)	251
Office of Thrift Supervision.....	15	105	-90	102	111	-9	94	111	-17
Interest on the Public Debt:									
Interest on Treasury Debt Securities (Gross):									
Public Issues (Accrual Basis).....	19,042	.....	19,042	75,549	.....	75,549	68,364	.....	68,364
Special Issues (Cash Basis).....	2,081	.....	2,081	93,814	.....	93,814	95,885	.....	95,885
Total--Interest on Treasury Debt Securities (Gross).....	21,123	.....	21,123	169,362	.....	169,362	164,249	.....	164,249
Total--Interest on the Public Debt.....	21,123	.....	21,123	169,362	.....	169,362	164,249	.....	164,249
Other.....	7	.....	7	32	.....	32	28	.....	28
Proprietary Receipts from the Public.....	.....	18,637	-18,637	.....	22,174	-22,174	.....	4,366	-4,366
Intrabudgetary Transactions.....	-274	.....	-274	-1,076	.....	-1,076	-452	.....	-452
<b>Total--Department of the Treasury.....</b>	<b>54,608</b>	<b>19,278</b>	<b>35,330</b>	<b>218,791</b>	<b>24,021</b>	<b>194,770</b>	<b>209,229</b>	<b>6,077</b>	<b>203,152</b>
<b>Department of Veterans Affairs:</b>									
Veterans Health Administration:									
Medical Services.....	3,156	.....	3,156	12,992	.....	12,992	11,997	.....	11,997
Medical Support and Compliance.....	386	.....	386	1,687	.....	1,687	1,498	.....	1,498
Medical Facilities.....	400	.....	400	1,617	.....	1,617	1,541	.....	1,541
Other.....	71	30	41	372	130	242	344	126	219
Benefit Programs:									
Public Enterprise Funds:									
Housing Accounts.....	1	1	-1	3	6	-3	5	7	-2
Other.....	84	89	-5	388	382	5	393	380	12
Compensation and Pensions.....	515	.....	515	17,024	.....	17,024	15,546	.....	15,546
Readjustment Benefits.....	556	.....	556	3,610	.....	3,610	3,021	.....	3,021
Veterans Housing Benefit Program Fund.....	.....	.....	.....	.....	.....	.....	31	.....	31
Insurance Funds:									
National Service Life.....	93	.....	93	339	.....	339	362	.....	362
Veterans Special Life.....	14	2	12	48	67	-19	46	70	-24
Other.....	16	.....	16	27	.....	27	70	.....	70
Total--Benefit Programs.....	1,279	92	1,186	21,438	455	20,983	19,474	458	19,016
Departmental Administration:									
Construction.....	123	.....	123	500	.....	500	490	.....	490
Information Technology Systems.....	258	.....	258	1,038	.....	1,038	783	.....	783
General Operating Expenses.....	270	.....	270	1,156	(**)	1,156	816	(**)	816
Other.....	52	.....	52	235	.....	235	145	.....	145
Proprietary Receipts from the Public:									
National Service Life.....	.....	13	-13	.....	37	-37	.....	35	-35
Other.....	.....	263	-263	.....	1,017	-1,017	.....	1,038	-1,038
Intrabudgetary Transactions.....	-3	.....	-3	-5	.....	-5	-12	.....	-12
<b>Total--Department of Veterans Affairs.....</b>	<b>5,991</b>	<b>398</b>	<b>5,593</b>	<b>41,030</b>	<b>1,639</b>	<b>39,391</b>	<b>37,076</b>	<b>1,657</b>	<b>35,419</b>
<b>Corps of Engineers:</b>									
Construction.....	273	.....	273	1,421	.....	1,421	971	.....	971
Operation and Maintenance.....	258	.....	258	1,162	.....	1,162	981	.....	981
Flood Control and Coastal Emergencies.....	108	.....	108	558	.....	558	493	.....	493
Harbor Maintenance Trust Fund.....	.....	.....	.....	.....	.....	.....	198	.....	198
Rivers and Harbors Contributed Funds.....	24	.....	24	135	.....	135	123	.....	123
Other.....	122	.....	122	679	.....	679	646	.....	646
Proprietary Receipts from the Public.....	.....	23	-23	.....	224	-224	.....	205	-205
Intrabudgetary Transactions.....	1	.....	1	1	.....	1	-2	.....	-2
<b>Total--Corps of Engineers.....</b>	<b>787</b>	<b>23</b>	<b>764</b>	<b>3,955</b>	<b>224</b>	<b>3,731</b>	<b>3,411</b>	<b>205</b>	<b>3,206</b>
<b>Other Defense Civil Programs:</b>									
Military Retirement:									
Payment to Military Retirement Fund.....	.....	.....	.....	61,404	.....	61,404	58,619	.....	58,619
Military Retirement Fund.....	4,238	.....	4,238	16,924	.....	16,924	16,820	.....	16,820
Retiree Health Care:									
Payment to Department of Defense	.....	.....	.....	9,785	.....	9,785	10,006	.....	10,006
Medicare-Eligible Retiree Health Care Fund.....	.....	.....	.....	9,785	.....	9,785	10,006	.....	10,006
Department of Defense Medicare-Eligible	.....	.....	.....	9,785	.....	9,785	10,006	.....	10,006
Retiree Health Care Fund.....	1,053	.....	1,053	3,032	.....	3,032	2,852	.....	2,852
Educational Benefits.....	32	.....	32	153	.....	153	152	.....	152
Other.....	15	.....	15	78	.....	78	79	.....	79
Proprietary Receipts from the Public.....	.....	2	-2	.....	4	-4	.....	5	-5
Intrabudgetary Transactions.....	-379	.....	-379	-73,487	.....	-73,487	-70,776	.....	-70,776
<b>Total--Other Defense Civil Programs.....</b>	<b>4,959</b>	<b>2</b>	<b>4,958</b>	<b>17,890</b>	<b>4</b>	<b>17,886</b>	<b>17,753</b>	<b>5</b>	<b>17,748</b>
<b>Environmental Protection Agency:</b>									
Science and Technology.....	73	.....	73	276	.....	276	289	.....	289
Environmental Programs and Management.....	211	.....	211	906	.....	906	881	.....	881
State and Tribal Assistance Grants.....	459	.....	459	2,186	.....	2,186	1,577	.....	1,577
Payment to the Hazardous Substance Superfund.....	554	.....	554	554	.....	554	1,281	.....	1,281
Hazardous Substance Superfund.....	115	.....	115	508	.....	508	18	.....	18
Other.....	7	16	-9	94	20	73	23	21	2
Proprietary Receipts from the Public.....	.....	12	-12	.....	21	-21	.....	-2	2
Intrabudgetary Transactions.....	-564	.....	-564	-556	.....	-556	-1,266	.....	-1,266
Offsetting Governmental Receipts.....	.....	1	-1	.....	9	-9	.....	6	-6
<b>Total--Environmental Protection Agency.....</b>	<b>855</b>	<b>30</b>	<b>825</b>	<b>3,968</b>	<b>50</b>	<b>3,918</b>	<b>2,802</b>	<b>25</b>	<b>2,777</b>

**Table 5. Outlays of the U.S. Government, January 2011 and Other Periods - Continued**

Classification	[\$ millions]								
	This Month			Current Fiscal Year to Date			Prior Fiscal Year to Date		
	Gross Outlays	Applicable Receipts	Outlays	Gross Outlays	Applicable Receipts	Outlays	Gross Outlays	Applicable Receipts	Outlays
<b>Executive Office of the President:</b>									
The White House.....	4	.....	4	20	.....	20	20	.....	20
Office of Management and Budget.....	7	.....	7	31	.....	31	31	.....	31
Unanticipated Needs:									
Iraq Relief and Reconstruction Fund.....	6	.....	6	23	.....	23	40	.....	40
Other.....	(**)	.....	(**)	(**)	.....	(**)	.....	.....	.....
Other.....	17	.....	17	82	.....	82	76	.....	76
Proprietary Receipts from the Public.....	.....	(**)	(**)	.....	(**)	(**)	.....	(**)	(**)
Intrabudgetary Transactions.....	.....	.....	.....	(**)	.....	(**)	(**)	.....	(**)
<b>Total--Executive Office of the President.....</b>	<b>34</b>	<b>(**)</b>	<b>34</b>	<b>157</b>	<b>(**)</b>	<b>157</b>	<b>167</b>	<b>(**)</b>	<b>167</b>
<b>General Services Administration:</b>									
Real Property Activities.....	164	.....	164	563	.....	563	154	.....	154
Supply and Technology Activities.....	-131	.....	-131	-231	.....	-231	-177	.....	-177
General Activities.....	2	.....	2	127	.....	127	79	.....	79
Proprietary Receipts from the Public.....	.....	7	-7	.....	14	-14	.....	53	-53
Intrabudgetary Transactions.....	2	.....	2	-1	.....	-1	-4	.....	-4
<b>Total--General Services Administration.....</b>	<b>36</b>	<b>7</b>	<b>29</b>	<b>457</b>	<b>14</b>	<b>443</b>	<b>52</b>	<b>53</b>	<b>-1</b>
<b>International Assistance Programs:</b>									
Millennium Challenge Corporation.....	77	.....	77	489	.....	489	326	.....	326
International Security Assistance:									
Foreign Military Financing Program.....	757	.....	757	1,454	.....	1,454	4,335	.....	4,335
Economic Support Fund.....	371	.....	371	1,907	.....	1,907	1,633	.....	1,633
Other.....	69	13	56	255	33	222	290	23	268
<b>Total--International Security Assistance.....</b>	<b>1,198</b>	<b>13</b>	<b>1,184</b>	<b>3,616</b>	<b>33</b>	<b>3,583</b>	<b>6,258</b>	<b>23</b>	<b>6,236</b>
Multilateral Assistance:									
Contribution to the International Development Association.....	.....	.....	.....	120	.....	120	.....	.....	.....
Other.....	113	.....	113	686	.....	686	306	.....	306
Proprietary Receipts from the Public.....	.....	1	-1	.....	49	-49	.....	18	-18
<b>Total--Multilateral Assistance.....</b>	<b>113</b>	<b>1</b>	<b>113</b>	<b>806</b>	<b>49</b>	<b>757</b>	<b>306</b>	<b>18</b>	<b>289</b>
Agency for International Development:									
Development Assistance Program.....	119	.....	119	468	.....	468	495	.....	495
Assistance for Europe, Eurasia and Central Asia.....	26	.....	26	114	.....	114	40	.....	40
International Disaster Assistance.....	193	.....	193	483	.....	483	228	.....	228
Operating Expenses.....	79	.....	79	399	.....	399	285	.....	285
Other.....	79	96	-17	338	180	158	379	186	193
Proprietary Receipts from the Public.....	.....	1	-1	.....	20	-20	.....	3	-3
Intrabudgetary Transactions.....	23	.....	23	23	.....	23	13	.....	13
<b>Total--Agency for International Development.....</b>	<b>518</b>	<b>96</b>	<b>422</b>	<b>1,823</b>	<b>200</b>	<b>1,623</b>	<b>1,440</b>	<b>189</b>	<b>1,252</b>
Overseas Private Investment Corporation:									
Overseas Private Investment Corporation Accounts.....	4	9	-5	28	47	-20	26	55	-29
Proprietary Receipts from the Public.....	.....	1	-1	.....	13	-13	.....	23	-23
<b>Total--Overseas Private Investment Corporation.....</b>	<b>4</b>	<b>10</b>	<b>-5</b>	<b>28</b>	<b>61</b>	<b>-33</b>	<b>26</b>	<b>78</b>	<b>-52</b>
Peace Corps.....	28	(**)	28	128	(**)	128	105	1	105
International Monetary Programs.....	-178	.....	-178	-53	.....	-53	203	.....	203
Military Sales Programs:									
Foreign Military Sales Trust Fund.....	1,429	.....	1,429	7,357	.....	7,357	7,530	.....	7,530
Other.....	.....	.....	.....	(**)	.....	(**)	(**)	.....	(**)
Proprietary Receipts from the Public.....	.....	1,924	-1,924	.....	8,411	-8,411	.....	7,058	-7,058
Other.....	10	(**)	10	44	(**)	43	54	(**)	54
<b>Total--International Assistance Programs.....</b>	<b>3,198</b>	<b>2,044</b>	<b>1,154</b>	<b>14,236</b>	<b>8,755</b>	<b>5,481</b>	<b>16,249</b>	<b>7,365</b>	<b>8,884</b>
<b>National Aeronautics and Space Administration:</b>									
Science.....	339	.....	339	1,670	.....	1,670	1,665	.....	1,665
Aeronautics.....	33	.....	33	152	.....	152	147	.....	147
Exploration.....	197	.....	197	1,013	.....	1,013	1,104	.....	1,104
Cross Agency Support.....	248	.....	248	1,040	.....	1,040	796	.....	796
Space Operations.....	334	.....	334	1,866	.....	1,866	2,027	.....	2,027
Other.....	21	.....	21	120	.....	120	37	.....	37
Proprietary Receipts from the Public.....	.....	(**)	(**)	.....	2	-2	.....	1	-1
Intrabudgetary Transactions.....	(**)	.....	(**)	(**)	.....	(**)	(**)	.....	(**)
<b>Total--National Aeronautics and Space Administration.....</b>	<b>1,172</b>	<b>(**)</b>	<b>1,172</b>	<b>5,861</b>	<b>2</b>	<b>5,859</b>	<b>5,777</b>	<b>1</b>	<b>5,777</b>
<b>National Science Foundation:</b>									
Research and Related Activities.....	514	.....	514	1,881	.....	1,881	1,612	.....	1,612
Education and Human Resources.....	4	.....	4	220	.....	220	269	.....	269
Other.....	21	.....	21	153	.....	153	170	.....	170
Proprietary Receipts from the Public.....	.....	2	-2	.....	6	-6	.....	20	-20
<b>Total--National Science Foundation.....</b>	<b>539</b>	<b>2</b>	<b>537</b>	<b>2,254</b>	<b>6</b>	<b>2,248</b>	<b>2,051</b>	<b>20</b>	<b>2,031</b>

**Table 5. Outlays of the U.S. Government, January 2011 and Other Periods - Continued**

Classification	[\$ millions]								
	This Month			Current Fiscal Year to Date			Prior Fiscal Year to Date		
	Gross Outlays	Applicable Receipts	Outlays	Gross Outlays	Applicable Receipts	Outlays	Gross Outlays	Applicable Receipts	Outlays
<b>Office of Personnel Management:</b>									
Government Payment for Annuitants, Employees									
Health and Life Insurance Benefits .....	790	.....	790	3,232	.....	3,232	3,050	.....	3,050
Civil Service Retirement and Disability Fund .....	5,943	.....	5,943	23,444	.....	23,444	23,080	.....	23,080
Employees Life Insurance Fund .....	203	257	-54	788	1,431	-644	794	1,436	-642
Employees and Retired Employees Health Benefits Fund .....	3,070	3,305	-235	13,135	13,922	-787	12,749	12,853	-104
Other .....	30	.....	30	30	.....	30	330	.....	330
Proprietary Receipts from the Public .....	.....	1	-1	.....	2	-2	.....	3	-3
Intrabudgetary Transactions:									
Postal Service Contributions .....	.....	.....	.....	-783	.....	-783	-745	.....	-745
Civil Service Retirement and Disability Fund:									
Other .....	-4	.....	-4	-17	.....	-17	-17	.....	-17
<b>Total--Office of Personnel Management .....</b>	<b>10,032</b>	<b>3,563</b>	<b>6,469</b>	<b>39,827</b>	<b>15,355</b>	<b>24,472</b>	<b>39,241</b>	<b>14,292</b>	<b>24,950</b>
<b>Small Business Administration:</b>									
Salaries and Expenses .....	-77	(**)	-77	126	(**)	126	96	.....	96
Business Loans Program .....	90	.....	90	222	.....	222	339	.....	339
Disaster Loans Program .....	147	.....	147	160	.....	160	18	.....	18
Other .....	-1	3	-4	9	18	-9	12	7	5
Proprietary Receipts from the Public .....	.....	(**)	(**)	.....	(**)	(**)	.....	(**)	(**)
<b>Total--Small Business Administration .....</b>	<b>159</b>	<b>3</b>	<b>156</b>	<b>517</b>	<b>18</b>	<b>499</b>	<b>466</b>	<b>7</b>	<b>458</b>
<b>Social Security Administration:</b>									
Payments to Social Security Trust Funds .....	13,068	.....	13,068	19,143	.....	19,143	11,395	.....	11,395
Supplemental Security Income Program .....	256	.....	256	16,977	.....	16,977	16,341	.....	16,341
Economic Recovery Payments .....	(**)	.....	(**)	18	.....	18	51	.....	51
<b>Federal Old-Age and Survivors Insurance Trust Fund</b>									
<b>(Off-Budget):</b>									
Benefit Payments .....	48,798	.....	48,798	195,035	.....	195,035	188,520	.....	188,520
Administrative Expenses .....	240	.....	240	1,263	.....	1,263	1,165	.....	1,165
Other .....	.....	.....	.....	113	.....	113	.....	.....	.....
<b>Total--FOASI Trust Fund .....</b>	<b>49,038</b>	<b>.....</b>	<b>49,038</b>	<b>196,411</b>	<b>.....</b>	<b>196,411</b>	<b>189,685</b>	<b>.....</b>	<b>189,685</b>
<b>Federal Disability Insurance Trust Fund</b>									
<b>(Off-Budget):</b>									
Benefit Payments .....	10,681	.....	10,681	42,107	.....	42,107	40,271	.....	40,271
Administrative Expenses .....	182	.....	182	943	.....	943	956	.....	956
Other .....	.....	.....	.....	3	.....	3	.....	.....	.....
<b>Total--FDI Trust Fund .....</b>	<b>10,864</b>	<b>.....</b>	<b>10,864</b>	<b>43,052</b>	<b>.....</b>	<b>43,052</b>	<b>41,227</b>	<b>.....</b>	<b>41,227</b>
Other .....	21	.....	21	73	.....	73	139	.....	139
Proprietary Receipts from the Public:									
On-Budget .....	.....	133	-133	.....	824	-824	.....	864	-864
Off-Budget .....	.....	3	-3	.....	13	-13	.....	12	-12
Intrabudgetary Transactions:									
On-Budget:									
Quinquennial Adjustment for Military Service Credits									
from FOASI and FDI .....	-7,434	.....	-7,434	-7,550	.....	-7,550	.....	.....	.....
Off-Budget <sup>4</sup> .....	-5,634	.....	-5,634	-11,708	.....	-11,708	-11,395	.....	-11,395
<b>Total--Social Security Administration .....</b>	<b>60,179</b>	<b>136</b>	<b>60,043</b>	<b>256,416</b>	<b>836</b>	<b>255,580</b>	<b>247,444</b>	<b>876</b>	<b>246,568</b>
<b>Other Independent Agencies:</b>									
Broadcasting Board of Governors .....	62	(**)	62	231	-3	234	230	1	229
Corporation for National and Community Service .....	92	(**)	92	343	(**)	343	336	1	335
Corporation for Public Broadcasting .....	.....	.....	.....	430	.....	430	506	.....	506
District of Columbia:									
Courts .....	27	.....	27	108	.....	108	101	.....	101
General and Special Payments .....	83	(**)	83	228	(**)	228	200	(**)	200
Equal Employment Opportunity Commission .....	28	(**)	28	131	(**)	131	119	(**)	119
Export-Import Bank of the United States .....	-7	40	-47	-193	60	-253	-95	34	-129
Federal Communications Commission:									
Universal Service Fund .....	684	.....	684	3,089	.....	3,089	2,968	.....	2,968
Spectrum Auction Program Account .....	(**)	.....	(**)	(**)	.....	(**)	1	.....	1
Other .....	28	7	21	132	7	124	112	9	104
Federal Deposit Insurance Corporation:									
Deposit Insurance Fund .....	1,554	1	1,553	-883	31	-914	-40,565	864	-41,429
FSLIC Resolution Fund .....	1	(**)	1	3	20	-17	5	21	-16
<b>Total--Federal Deposit Insurance Corporation .....</b>	<b>1,555</b>	<b>1</b>	<b>1,554</b>	<b>-879</b>	<b>51</b>	<b>-931</b>	<b>-40,560</b>	<b>885</b>	<b>-41,444</b>
Federal Drug Control Programs .....	14	.....	14	98	.....	98	87	.....	87
Federal Housing Finance Agency .....	10	.....	10	50	.....	50	43	.....	43
Intelligence Community Management Account .....	59	.....	59	166	.....	166	509	.....	509
Legal Services Corporation .....	35	.....	35	141	.....	141	135	.....	135
National Archives and Records Administration .....	34	1	33	156	6	150	167	6	161



**Table 5. Outlays of the U.S. Government, January 2011 and Other Periods - Continued**

Classification	[\$ millions]								
	This Month			Current Fiscal Year to Date			Prior Fiscal Year to Date		
	Gross Outlays	Applicable Receipts	Outlays	Gross Outlays	Applicable Receipts	Outlays	Gross Outlays	Applicable Receipts	Outlays
<b>Other Independent Agencies:—Continued</b>									
National Credit Union Administration .....	49	18	32	11,364	22,534	-11,170	5,112	11,853	-6,740
National Endowment for the Arts .....	14	(**)	13	60	(**)	59	63	(**)	62
National Endowment for the Humanities .....	13	1	12	47	1	46	50	(**)	49
Institute of Museum and Library Services .....	21	(**)	21	92	(**)	92	86	(**)	86
National Labor Relations Board .....	21	(**)	21	98	(**)	98	92	(**)	92
Nuclear Regulatory Commission .....	78	111	-33	5350	237	113	353	268	85
<b>Postal Service:</b>									
<b>Off-Budget:</b>									
Public Enterprise Funds .....	5,371	5,586	-215	624,337	24,043	295	24,858	24,067	790
Other .....	54	.....	54	110	.....	110	45	.....	45
Other .....	7	.....	7	102	.....	102	112	.....	112
<b>Railroad Retirement Board:</b>									
Federal Windfall Subsidy .....	5	.....	5	19	.....	19	22	.....	22
Federal Payments to the Railroad Retirement Accounts .....	136	.....	136	253	.....	253	232	.....	232
<b>Railroad Unemployment Insurance Trust Fund:</b>									
Benefit Payments .....	9	.....	9	36	.....	36	71	.....	71
Transfer to Administrative Funds .....	1	.....	1	5	.....	5	4	.....	4
<b>Rail Industry Pension Fund:</b>									
Benefit Payments .....	381	.....	381	1,517	.....	1,517	1,474	.....	1,474
Advances from FOASDI Fund .....	-115	.....	-115	-455	.....	-455	-441	.....	-441
OASDI Certifications .....	115	.....	115	455	.....	455	443	.....	443
Transfer to Administrative Funds .....	6	.....	6	21	.....	21	21	.....	21
Other .....	(**)	.....	(**)	(**)	.....	(**)	1	.....	1
<b>National Railroad Retirement Investment Trust:</b>									
Administrative Expenses .....	9	.....	9	22	.....	22	23	.....	23
Transfers to the Railroad Retirement Trust Funds from the National Railroad Retirement Investment Trust .....	210	.....	210	639	.....	639	737	.....	737
<b>Railroad Social Security Equivalent Benefit Account:</b>									
Benefit Payments .....	524	.....	524	2,094	.....	2,094	2,079	.....	2,079
Transfer to Administrative Funds .....	3	.....	3	10	.....	10	11	.....	11
Other .....	(**)	.....	(**)	10	.....	10	6	.....	6
Proprietary Receipts from the Public .....	.....	1,282	-1,282	.....	3,082	-3,082	.....	1,633	-1,633
<b>Intrabudgetary Transactions:</b>									
Other .....	-346	.....	-346	-892	.....	-892	-969	.....	-969
<b>Total--Railroad Retirement Board .....</b>	<b>938</b>	<b>1,282</b>	<b>-345</b>	<b>3,735</b>	<b>3,082</b>	<b>653</b>	<b>3,714</b>	<b>1,633</b>	<b>2,081</b>
Securities and Exchange Commission .....	52	(**)	52	289	(**)	289	260	(**)	260
Smithsonian Institution .....	71	.....	71	297	.....	297	304	.....	304
Tennessee Valley Authority .....	3,042	2,808	234	11,174	10,640	533	10,718	10,444	274
Other .....	252	108	145	782	208	574	1,134	371	763
<b>Total--Other Independent Agencies .....</b>	<b>12,686</b>	<b>9,962</b>	<b>2,724</b>	<b>57,068</b>	<b>60,868</b>	<b>-3,800</b>	<b>11,758</b>	<b>49,572</b>	<b>-37,814</b>
<b>Undistributed Offsetting Receipts:</b>									
Other Interest .....	.....	.....	.....	.....	.....	.....	.....	(**)	(**)
<b>Employer Share, Employee Retirement:</b>									
<b>Department of Health and Human Services:</b>									
<b>Federal Hospital Insurance Trust Fund:</b>									
Federal Employer Contributions .....	-267	.....	-267	-1,128	.....	-1,128	-1,092	.....	-1,092
Postal Service Employer Contributions .....	-51	.....	-51	-234	.....	-234	-272	.....	-272
<b>Department of State:</b>									
Foreign Service Retirement and Disability Fund .....	-53	.....	-53	-103	.....	-103	-90	.....	-90
<b>Other Defense Civil Programs:</b>									
Military Retirement Fund .....	-1,752	.....	-1,752	3-11,679	.....	-11,679	-10,537	.....	-10,537
<b>Department of Defense Medicare-Eligible Retiree Health Care Fund:</b>									
Retiree Health Care Fund .....	.....	.....	.....	-11,315	.....	-11,315	-11,097	.....	-11,097
<b>Office of Personnel Management:</b>									
Civil Service Retirement and Disability Fund .....	-1,813	.....	-1,813	-8,059	.....	-8,059	-7,344	.....	-7,344
<b>Social Security Administration (Off-Budget):</b>									
<b>Federal Old-Age and Survivors Insurance Trust Fund:</b>									
Federal Employer Contributions .....	-1,065	.....	-1,065	-4,056	.....	-4,056	-3,970	.....	-3,970
<b>Federal Disability Insurance Trust Fund:</b>									
Federal Employer Contributions .....	-181	.....	-181	-688	.....	-688	-675	.....	-675
Other .....	(**)	.....	(**)	(**)	.....	(**)	(**)	.....	(**)
<b>Total--Employer Share, Employee Retirement .....</b>	<b>-5,181</b>	<b>.....</b>	<b>-5,181</b>	<b>-37,263</b>	<b>.....</b>	<b>-37,263</b>	<b>-35,077</b>	<b>.....</b>	<b>-35,077</b>

**Table 5. Outlays of the U.S. Government, January 2011 and Other Periods - Continued**

Classification	[\$ millions]								
	This Month			Current Fiscal Year to Date			Prior Fiscal Year to Date		
	Gross Outlays	Applicable Receipts	Outlays	Gross Outlays	Applicable Receipts	Outlays	Gross Outlays	Applicable Receipts	Outlays
<b>Undistributed Offsetting Receipts:—Continued</b>									
Interest Received by Trust Funds:									
Judicial Branch:									
Judicial Survivors Annuity Fund .....	-1	.....	-1	-5	.....	-5	-3	.....	-3
Department of Health and Human Services:									
Federal Hospital Insurance Trust Fund .....	-11	.....	-11	-6,563	.....	-6,563	-7,368	.....	-7,368
Federal Supplementary Medical Insurance Trust Fund .....	-14	.....	-14	-1,516	.....	-1,516	-1,405	.....	-1,405
Department of Homeland Security:									
Oil Spill Liability Trust Fund .....	(**)	.....	(**)	-8	.....	-8	-6	.....	-6
Other .....	6	.....	6	5	.....	5	-12	.....	-12
Department of Labor:									
Unemployment Trust Fund .....	-3	.....	-3	-342	.....	-342	-420	.....	-420
Department of State:									
Foreign Service Retirement and Disability Fund .....	(**)	.....	(**)	-373	.....	-373	-381	.....	-381
Department of Transportation:									
Airport and Airway Trust Fund .....	-2	.....	-2	-83	.....	-83	-98	.....	-98
Department of Veterans Affairs:									
National Service Life Insurance Fund .....	(**)	.....	(**)	-212	.....	-212	-235	.....	-235
United States Government Life Insurance Fund .....	(**)	.....	(**)	-1	.....	-1	-1	.....	-1
Corps of Engineers .....	-16	.....	-16	-45	.....	-45	-21	.....	-21
Other Defense Civil Programs:									
Military Retirement Fund .....	-1,072	.....	-1,072	-4,171	.....	-4,171	-3,734	.....	-3,734
Educational Benefits Fund .....	-9	.....	-9	-17	.....	-17	-17	.....	-17
Armed Forces Retirement Home .....	(**)	.....	(**)	-3	.....	-3	-3	.....	-3
Environmental Protection Agency .....	(**)	.....	(**)	-11	.....	-11	-8	.....	-8
Office of Personnel Management:									
Civil Service Retirement and Disability Fund .....	-1	.....	-1	-17,850	.....	-17,850	-18,324	.....	-18,324
Social Security Administration (Off-Budget):									
Federal Old-Age and Survivors Insurance Trust Fund .....	-37	.....	-37	-53,350	.....	-53,350	-53,750	.....	-53,750
Federal Disability Insurance Trust Fund .....	-7	.....	-7	-4,410	.....	-4,410	-5,022	.....	-5,022
Independent Agencies:									
Railroad Retirement Board .....	-11	.....	-11	-33	.....	-33	-11	.....	-11
Other .....	(**)	.....	(**)	-4	.....	-4	-6	.....	-6
Other .....	-13	.....	-13	-48	.....	-48	-18	.....	-18
Total—Interest Received by Trust Funds .....	-1,189	.....	-1,189	-89,038	.....	-89,038	-90,844	.....	-90,844
Digital Television Transition and Public Safety Fund .....	.....	.....	.....	.....	.....	.....	.....	66	-66
Rents and Royalties on the Outer Continental Shelf Lands .....	.....	609	-609	.....	1,862	-1,862	.....	1,212	-1,212
Total—Undistributed Offsetting Receipts .....	-6,369	609	-6,978	-126,300	1,862	-128,162	-125,922	1,278	-127,200
Total Outlays .....	325,148	48,799	276,349	1,336,899	159,794	1,177,106	1,246,194	122,486	1,123,708
Total On-Budget .....	266,745	43,210	223,535	1,147,201	135,738	1,011,462	1,065,191	98,407	966,785
Total Off-Budget .....	58,403	5,589	52,814	189,699	24,055	165,643	181,003	24,079	156,924
Total Surplus (+) or Deficit .....			-49,796			-418,756			-430,693
Total On-Budget .....			-52,084			-443,989			-479,703
Total Off-Budget .....			+2,288			+25,233			+49,010

**MEMORANDUM**

Receipts Offset Against Outlays (In Millions)

	Current Fiscal Year to Date	Comparable Period Prior Fiscal Year
Proprietary Receipts .....	69,076	45,709
Intrabudgetary Transactions .....	320,520	326,644
Governmental Receipts .....	2,272	1,840
Total Receipts Offset Against Outlays .....	391,867	374,193

<sup>1</sup>Outlays have been decreased and correspondingly increased by \$60 million to reflect additional reporting by the Department of Health and Human Services for the month of December 2010.

<sup>2</sup>Outlays have been decreased and correspondingly increased by \$50 million to reflect additional reporting by the Department of Health and Human Services for the month of December 2010.

<sup>3</sup>Outlays have been decreased and correspondingly increased by \$13 million to reflect additional reporting by the Department of Defense for the month of December 2010.

<sup>4</sup>Includes FICA and SECA tax credits, non-contributory military service credits, special benefits for the aged, and credit for the unnegotiated OASI benefit checks.

<sup>5</sup>Outlays have been decreased by \$34 million to reflect additional reporting by the Nuclear Regulatory Commission for the month of December 2010.

<sup>6</sup>Outlays have been decreased by \$1,828 million to reflect additional reporting by the United States Postal Service for the month of December 2010.

... No Transactions

(\*\*) Less than \$500,000

Note: Details may not add to totals due to rounding.

This Page Left Blank Intentionally

---

**Table 6. Means of Financing the Deficit or Disposition of Surplus by the U.S. Government, January 2011 and Other Periods**

Assets and Liabilities Directly Related to Budget Off-Budget Activity	Net Transactions (-) denotes net reduction of either liability or asset accounts					Account Balances Current Fiscal Year	
	This Month	Fiscal Year to Date		Beginning of		Close of This Month	
		This Year	Prior Year	This Year	This Month		
<b>Liability Accounts:</b>							
Borrowing from the Public:							
Treasury Securities, Issued Under General Financing Authorities:							
Debt Held by the Public .....	94,941	462,608	207,629	9,022,808	9,390,476	9,485,417	
Intragovernmental Holdings .....	10,895	106,820	161,178	4,538,815	4,634,739	4,645,634	
Total Treasury Securities Outstanding .....	105,836	569,428	368,807	13,561,623	14,025,215	14,131,051	
Plus Premium on Treasury Securities .....	-137	1,098	1,705	14,350	15,586	15,449	
Less Discount on Treasury Securities .....	1,718	2,484	380	73,314	74,080	75,798	
Total Treasury Securities Net Of Premium and Discount .....	103,980	568,042	370,131	13,502,659	13,966,720	14,070,701	
Agency Securities, Issued Under Special Financing Authorities (See Schedule B. for Other Agency Borrowing, See Schedule C) .....	209	401	340	23,974	24,166	24,375	
Total Federal Securities .....	104,189	568,443	370,471	13,526,633	13,990,887	14,095,076	
Deduct:							
Federal Securities Held As Investments of Government Accounts (See Schedule D) .....	10,736	106,530	159,963	4,534,014	4,629,808	4,640,544	
Less Discount on Federal Securities Held As Investments of Government Accounts .....	-96	-670	-703	25,145	24,571	24,475	
Net Federal Securities Held As Investments of Government Accounts .....	10,832	107,200	160,666	4,508,869	4,605,237	4,616,069	
Total Borrowing from the Public .....	93,358	461,243	209,806	9,017,764	9,385,650	9,479,007	
Accrued Interest Payable to the Public .....	5,620	10,687	14,994	47,041	52,109	57,728	
Allocations of Special Drawing Rights .....	774	203	-1,066	54,958	54,387	55,161	
Deposit Funds .....	309	2,879	2,362	10,713	13,283	13,592	
Miscellaneous Liability Accounts (Includes Checks Outstanding Etc.) .....	-2,510	-982	-401	9,070	110,599	8,089	
<b>Total Liability Accounts .....</b>	<b>97,550</b>	<b>474,031</b>	<b>225,695</b>	<b>9,139,547</b>	<b>9,516,027</b>	<b>9,613,577</b>	
<b>Asset Accounts (Deduct)</b>							
Cash and Monetary Assets:							
U.S. Treasury Operating Cash: <sup>2</sup>							
Federal Reserve Account .....	6,415	39,301	-23,788	107,888	140,773	147,189	
Supplementary Financing Program Account .....	(*)	2	-159,944	199,962	199,964	199,963	
Tax and Loan Note Accounts .....	-3	3	-23	1,983	1,990	1,987	
Balance .....	6,412	39,306	-183,755	309,833	342,727	349,138	
Special Drawing Rights:							
Total Holdings .....	808	222	-629	57,410	56,824	57,633	
SDR Certificates Issued to Federal Reserve Banks .....	.....	.....	.....	-5,200	-5,200	-5,200	
Balance .....	808	222	-629	52,210	51,624	52,433	
Reserve Position on the U.S. Quota in the IMF:							
U.S. Subscription to International Monetary Fund:							
Direct Quota Payments .....	.....	.....	.....	46,525	46,525	46,525	
Maintenance of Value Adjustments .....	814	214	-1,121	11,286	10,686	11,500	
Letter of Credit Issued to IMF .....	55	-266	-1,780	-43,416	-43,737	-43,682	
Dollar Deposits with the IMF .....	1	1	-101	-144	-144	-143	
Receivable/payable (-) for Interim Maintenance of Value Adjustments .....	-635	-160	918	-1,314	-839	-1,474	
Balance .....	235	-212	-2,085	12,938	12,491	12,726	
Other Cash and Monetary Assets .....	365	-234	-1,137	27,856	27,256	27,621	
Total Cash and Monetary Assets .....	7,820	39,082	-187,606	402,837	434,098	441,918	
Non-Federal Securities of the National Railroad Retirement Investment Trust .....	1,231	2,953	435	21,124	22,846	24,077	
Net Activity, Guaranteed Loan Financing (See Schedule E) .....	1,307	2,535	549	-32,461	-31,233	-29,926	
Net Activity, Direct Loan Financing (See Schedule E) .....	39,688	10,899	-18,531	744,902	716,113	755,801	
Miscellaneous Asset Accounts .....	-2,292	-194	254	-484	1,614	-678	
<b>Total Asset Accounts .....</b>	<b>47,754</b>	<b>55,275</b>	<b>-204,899</b>	<b>1,135,918</b>	<b>1,143,439</b>	<b>1,191,193</b>	
<b>Excess of Liabilities (+) or Assets (-) .....</b>	<b>49,796</b>	<b>418,756</b>	<b>430,593</b>	<b>8,003,629</b>	<b>8,372,589</b>	<b>8,422,385</b>	
Transactions Not Applied to Current Year's Surplus or Deficit (See Schedule A for Details) .....	.....	.....	100	.....	.....	.....	
<b>Total Budget and Off-Budget Federal Entities (Financing of Deficit (+) or Disposition Of Surplus (-)) .....</b>	<b>49,796</b>	<b>418,756</b>	<b>430,693</b>	<b>8,003,629</b>	<b>8,372,589</b>	<b>8,422,385</b>	

<sup>1</sup>Includes adjustment of -\$1,828 million for the month of December 2010 to reflect additional reporting by the United States Postal Service.

<sup>2</sup>Major sources of information used to determine Treasury's operating cash balance include Federal Reserve Banks, the Treasury Regional Finance Centers, the Internal Revenue Service Centers, the Bureau of the Public Debt and various electronic systems. Deposits are reflected as received and withdrawals are reflected as processed.

... No Transactions

Note: Details may not add to totals due to rounding.

**Table 6. Schedule A-Analysis of Change in Excess of Liabilities of the U.S. Government, January 2011 and Other Periods**

Classification	[\$ millions]		
	This Month	Fiscal Year to Date	
		This Year	Prior Year
Excess of Liabilities Beginning of Period:			
Based on Composition of Unified Budget in			
Preceding Period .....	8,374,451	8,003,515	6,711,199
Adjustments During Current Fiscal Year for			
Changes in Composition of Unified Budget:			
Revisions by Federal Agencies to the Prior Budget Results .....	-1,862	114	-1,398
Excess of Liabilities Beginning of Period (Current Basis).....	8,372,589	8,003,629	6,709,800
Budget Surplus (-) or Deficit:			
Based on Composition of Unified Budget in Prior Fiscal Yr.....	49,796	418,756	430,693
Total Surplus (-) or Deficit (Table 2).....	49,796	418,756	430,693
Total-On-Budget (Table 2).....	52,084	443,989	479,703
Total-Off-Budget Table 2).....	-2,288	-25,233	-49,010
Transactions Not Applied to Current Year's Surplus or Deficit:			
Seigniorage .....	.....	.....	-100
Total Transactions Not Applied to Current Year's Surplus or Deficit .....	.....	.....	-100
<b>Excess of Liabilities Close of Period .....</b>	<b>8,422,385</b>	<b>8,422,385</b>	<b>7,140,394</b>

(\* \*) Less than \$500,000.

Note: Details may not add to totals due to rounding.

... No Transactions

**Table 6. Schedule B-Securities Issued by Federal Agencies Under Special Financing Authorities, January 2011 and Other Periods**

Classification	[\$ millions]					
	This Month	Net Transactions (-) denotes net reduction of liability accounts		Account Balances Current Fiscal Year		
		This Year	Prior Year	Beginning of		Close of
			This Year	This Month	This Month	
Agency Securities, Issued Under Special Financing Authorities:						
Obligations Guaranteed by the United States, Issued By:						
Department of Housing and Urban Development:						
Federal Housing Administration .....	.....	3	.....	29	31	
Obligations Not Guaranteed by the United States, Issued By:						
Legislative Branch:						
Architect of the Capitol.....	1	4	4	139	142	
Independent Agencies:						
Federal Communications Commission.....	.....	.....	.....	(**)	(**)	
National Archives and Records Administration .....	.....	.....	.....	180	180	
Tennessee Valley Authority .....	208	394	336	23,627	23,813	
<b>Total Agency Securities .....</b>	<b>209</b>	<b>401</b>	<b>340</b>	<b>23,974</b>	<b>24,166</b>	

(\* \*) Less than \$500,000.

Note: Details may not add to totals due to rounding.

... No Transactions

**Table 6. Schedule C (Memorandum)-Federal Agency Borrowing Financed Through the Issue of Treasury Securities, January 2011 and Other Periods**

Classification	[\$ millions]					
	Transactions			Account Balances Current Fiscal Year		
	This Month	Fiscal Year to Date		Beginning of		Close of This Month
This Year		Prior Year	This Year	This Month		
<b>Borrowing from the Treasury:</b>						
Department of Agriculture:						
Farm Service Agency:						
Commodity Credit Corporation.....	1,396	11,667	11,645	1,260	11,532	12,928
Agricultural Credit Insurance Fund.....	-856	-892	447	9,169	9,133	8,277
Farm Storage Facility Loans.....	.....	220	150	854	1,075	1,075
Emergency Boll Weevil Loan Fund.....	.....	.....	(**)	(**)	(**)	(**)
Rural Housing Service:						
Rural Housing Insurance.....	119	486	760	15,166	15,533	15,652
Rural Community Facility Loans Fund.....	22	301	174	3,237	3,516	3,538
Multifamily Housing Revitalization Loan Account.....	14	47	9	131	164	178
Rural Business - Cooperative Service:						
Rural Business and Industry Loans.....	.....	.....	.....	90	90	90
Rural Development Loan Fund.....	1	4	7	309	313	314
Rural Economic Development Loan Fund.....	3	10	9	116	122	126
Renewable Energy Guaranteed Loan Account.....	.....	.....	.....	7	7	7
Rural Microenterprise Investment Loans.....	1	1	.....	.....	(**)	1
Rural Utilities Service:						
Rural Water and Waste Disposal Fund.....	58	474	393	9,413	9,829	9,887
Rural Electrification and Telecommunications Fund.....	46	173	303	14,674	14,800	14,847
Rural Telephone Bank.....	(**)	7	13	468	474	474
Distance Learning and Telemedicine Program.....	10	71	49	544	604	614
Foreign Agricultural Service.....	.....	.....	.....	1,160	1,160	1,160
Department of Commerce:						
National Oceanic and Atmospheric Administration:						
Fisheries Finance.....	.....	33	46	515	548	548
Fishing Vessel Obligations.....	.....	.....	.....	3	3	3
Department of Defense - Military:						
Arms Initiative Loans.....	.....	.....	.....	(**)	(**)	(**)
Family Housing Improvement Loans.....	.....	48	63	513	560	560
Department of Education:						
College Housing and Academic Facilities Loans.....	.....	.....	(**)	61	61	61
Federal Direct Student Loans.....	12,653	77,675	29,715	282,395	347,417	360,070
Teach Grant Loans.....	14	65	61	150	201	215
Temporary Student Loan Purchase Authority.....	.....	-3,255	15,041	80,381	77,126	77,126
Federal Family Education Loans.....	.....	.....	.....	10,730	10,730	10,730
Department of Energy:						
Bonneville Power Administration Fund.....	175	250	89	2,513	2,588	2,763
Western Area Power Administration - Recovery Act.....	28	52	35	88	112	140
Department of Health and Human Services:						
Health Education Assistance Loans.....	.....	.....	-1	1	1	1
Department of Homeland Security:						
National Flood Insurance Fund.....	.....	-750	-250	18,500	17,750	17,750
Disaster Assistance Loan Fund.....	.....	.....	.....	4	4	4
Department of Housing and Urban Development:						
Public and Indian Housing Programs:						
Low-Rent Public Housing - Loans and Other Expenses.....	.....	.....	.....	10	10	10
Housing Programs:						
Federal Housing Administration.....	.....	.....	.....	4,749	4,749	4,749
Green Retrofit Program for Multifamily Housing-Recovery Act.....	.....	.....	9	16	16	16
Department of the Interior:						
Helium Fund.....	.....	.....	.....	252	252	252
Bureau of Reclamation Loan Fund.....	.....	.....	.....	38	38	38
Bureau of Indian Affairs.....	.....	.....	.....	7	7	7
Assistance to American Samoa Loan Fund.....	.....	.....	.....	11	11	11
Department of Labor:						
Black Lung Disability Trust Fund.....	.....	.....	.....	5,865	5,865	5,865
Department of State:						
Repatriation Loans.....	.....	(**)	(**)	3	3	3
Department of Transportation:						
Federal Aviation Administration:						
Aircraft Purchase Loan Guarantee Program.....	.....	.....	.....	(**)	(**)	(**)
Federal Highway Administration:						
Transportation Infrastructure Finance and Innovation Fund.....	96	498	208	2,368	2,770	2,866
Federal Railroad Administration:						
Railroad Rehabilitation and Improvement Loan Fund.....	5	18	10	412	425	430
Other.....	.....	.....	.....	(**)	(**)	(**)
Maritime Administration:						
Ocean Freight Differential.....	.....	-127	-142	127	1	1
Maritime Guaranteed Loan (Title XI) Fund.....	.....	.....	84	169	169	169
Department of Treasury:						
Departmental Offices:						
Community Development Financial Institutions Fund.....	.....	.....	.....	42	42	42
Housing and Economic Recovery Programs.....	.....	.....	46,115	184,818	184,818	184,818
Temporary Credit and Liquidity Program.....	.....	.....	18,691	17,111	17,111	17,111
Troubled Assets Insurance Financing Fund.....	.....	.....	.....	2,433	2,433	2,433
Troubled Asset Relief Program.....	19,000	19,000	19,862	137,972	137,972	156,972
Federal Financing Bank Revolving Fund.....	-14	-8,210	-5,358	46,809	38,612	38,598

**Table 6. Schedule C (Memorandum)-Federal Agency Borrowing Financed Through the Issue of Treasury Securities, January 2011 and Other Periods**

Classification	[\$ millions]					
	This Month	Transactions		Account Balances Current Fiscal Year		
		Fiscal Year to Date		Beginning of		Close of
	This Year	Prior Year	This Year	This Month	This Month	
<b>Borrowing from the Treasury:—Continued</b>						
Department of Veterans Affairs:						
Veterans Housing Benefit Program Fund.....		259	1,323	1,587	1,846	1,846
Native American Veteran Housing Fund.....	25	27	18	62	64	89
Vocational Rehabilitation Loan Fund.....		(**)	2	1	1	1
Corps of Engineers:						
Washington Aqueduct.....		(**)	-2	6	6	6
Environmental Protection Agency:						
Abatement, Control, and Compliance Loan Program.....		(**)	.....	5	4	4
General Services Administration:						
Land Acquisition and Development Fund.....		.....	.....	(**)	(**)	(**)
International Assistance Program:						
International Security Assistance:						
Foreign Military Loan Program.....		.....	.....	11	11	11
Military Debt Reduction.....		.....	.....	31	31	31
Agency for International Development:						
International Debt Reduction.....		.....	.....	478	478	478
Development Credit Authority Loan Fund.....		.....	.....	(**)	(**)	(**)
Overseas Private Investment Corporation.....	36	150	284	1,403	1,517	1,553
Small Business Administration:						
Business Loan Fund.....		.....	1,071	4,135	4,135	4,135
Disaster Loan Fund.....		60	150	7,616	7,676	7,676
Independent Agencies:						
Export-Import Bank of the United States.....	51	229	926	7,254	7,432	7,483
Federal Communications Commission:						
Spectrum Auction Loan Fund.....		.....	.....	88	88	88
Presidio Trust Fund.....		.....	.....	50	50	50
Railroad Retirement Board:						
Social Security Equivalent Benefit Account.....	342	1,326	1,321	3,481	4,465	4,806
Smithsonian Institution:						
John F. Kennedy Center Parking Facilities.....		.....	.....	20	20	20
<b>Total Agency Borrowing from the Treasury</b>						
<b>  Financed Through Treasury Securities Issued.....</b>	<b>33,224</b>	<b>99,918</b>	<b>143,328</b>	<b>881,890</b>	<b>948,584</b>	<b>981,808</b>
<b>Borrowing from the Federal Financing Bank:</b>						
Department of Agriculture:						
Rural Utilities Service:						
Rural Electrification and Telecommunications Fund.....	83	966	1,865	31,264	32,147	32,230
Department of Defense - Military:						
Department of the Navy.....		.....	.....	1,624	1,624	1,624
Defense Agencies.....		.....	.....	-1,624	-1,624	-1,624
Department of Education:						
Historically Black College and University Capital Financing Fund.....	3	18	32	612	626	629
Department of Energy:						
Title 17 Innovative Technology Loans.....	48	677	480	2,931	3,560	3,608
Department of Health and Human Services:						
Health Maintenance Organization Loan and Loan Guarantee Fund.....		.....	.....	(**)	(**)	(**)
Department of Housing and Urban Development:						
Low-Rent Housing - Loans and Other Expenses.....		.....	-104	.....	.....	.....
Department of Transportation:						
Railroad Rehabilitation and Improvement Loan Fund.....		(**)	(**)	2	1	1
Department of Veterans Affairs:						
Guaranteed Transitional Housing for Homeless Veterans.....	(**)	(**)	(**)	5	5	5
General Services Administration:						
Federal Buildings Fund.....	-15	-29	-11	1,967	1,952	1,938
International Assistance Program:						
Foreign Military Financing Program.....		-12	-13	417	405	405
Small Business Administration:						
Business Loan Fund.....	(**)	-1	-1	2	1	1
Independent Agencies:						
National Credit Union Administration.....		-10,101	-4,873	10,101	.....	.....
Postal Service.....	-319	-19	-2,912	12,000	12,300	11,981
<b>Total Borrowing from the Federal Financing Bank.....</b>	<b>-199</b>	<b>-8,501</b>	<b>-5,537</b>	<b>59,300</b>	<b>50,998</b>	<b>50,799</b>

Note: This table includes lending by the Federal Financing Bank accomplished by the purchase of agency financial assets, by the acquisition of agency debt securities, and by direct loans on behalf of an agency. The Federal Financing Bank borrows from Treasury and issues its own securities and in turn may loan these funds to agencies in lieu of agencies borrowing directly through Treasury or issuing their own securities.

... No Transactions

(\*\* ) Less than \$500,000

Note: Details may not add to totals due to rounding.

**Table 6. Schedule D-Investments of Federal Government Accounts in Federal Securities, January 2011 and Other Periods**

Classification	[\$ millions]					
	Net Purchases or Sales (-)			Securities Held as Investments Current Fiscal Year		
	This Month	Fiscal Year to Date		Beginning of		Close of This Month
This Year		Prior Year	This Year	This Month		
<b>Federal Funds:</b>						
Department of Agriculture .....	(**)	(**)	-4	124	125	124
Department of Commerce.....	3	3	3	.....	.....	3
Department of Defense-Military:						
Defense Cooperation Account .....	(**)	(**)	(**)	7	7	7
Department of Energy.....	84	307	1,065	52,529	52,752	52,836
Department of Health and Human Services.....	.....	3	1	2,119	2,122	2,122
Department of Housing and Urban Development:						
Housing Programs:						
Federal Housing Administration Fund.....	637	2,133	681	4,194	5,690	6,327
Government National Mortgage Association:						
Guarantees of Mortgage-Backed Securities .....	209	-24	86	3,561	3,329	3,538
Department of the Interior.....	-15	-95	400	7,306	7,226	7,211
Department of Labor.....	-53	-349	-884	15,303	15,007	14,954
Department of Transportation.....	30	76	85	1,496	1,542	1,572
Department of the Treasury.....	84	-245	753	22,659	22,330	22,414
Department of Veterans Affairs:						
Veterans Reopened Insurance Fund.....	-3	-4	-3	308	307	303
Servicemen's Group Life Insurance Fund.....	.....	(**)	(**)	1	1	1
Other Defense Civil Programs:						
Uniformed Services Retiree Health Care Fund.....	-138	17,572	17,154	142,289	159,999	159,861
Office of Personnel Management:						
Postal Service Contributions.....	.....	783	745	42,115	42,899	42,899
Independent Agencies:						
Federal Deposit Insurance Corporation:						
Deposit Insurance Fund.....	-1,554	907	41,419	43,600	46,061	44,507
FSLIC Resolution Fund.....	(**)	10	17	3,388	3,397	3,398
Federal Housing Finance Agency.....	-12	41	30	51	104	92
National Credit Union Administration .....	-31	1,071	1,862	11,674	12,776	12,745
Postal Service.....	-255	-392	-3,252	1,391	1,254	999
Tennessee Valley Authority .....	(**)	-200	(**)	225	25	25
Other .....	20	73	-190	14,538	14,590	14,611
Other .....	-33	401	40	7,641	8,075	8,042
Total Treasury Securities.....	-1,027	22,069	60,009	376,520	399,617	398,590
<b>Total Federal Funds.....</b>	<b>-1,027</b>	<b>22,069</b>	<b>60,009</b>	<b>376,520</b>	<b>399,617</b>	<b>398,590</b>
<b>Trust Funds:</b>						
Legislative Branch:						
Library of Congress .....	5	3	-1	37	35	40
United States Tax Court.....	.....	.....	(**)	10	10	10
Other .....	-1	1	8	32	35	33
Judicial Branch:						
Judicial Retirement Funds .....	-3	-10	64	873	865	862
Department of Agriculture.....	-5	-23	-37	26	9	3
Department of Defense-Military:						
Voluntary Separation Incentive Fund.....	29	28	25	407	406	435
Other .....	-1	-9	2	862	854	853
Department of Health and Human Services:						
Federal Hospital Insurance Trust Fund.....	4,057	-4,013	-2,885	279,475	271,405	275,462
Federal Supplementary Medical Insurance Trust						
Fund.....	3,455	4,135	1,790	70,982	71,662	75,117
Other .....	12	80	56	2,978	3,046	3,059



**Table 6. Schedule D-Investments of Federal Government Accounts in Federal Securities, January 2011 and Other Periods**

[\$ millions]

Classification	Net Purchases or Sales (-)			Securities Held as Investments Current Fiscal Year		
	This Month	Fiscal Year to Date		Beginning of		Close of This Month
		This Year	Prior Year	This Year	This Month	
<b>Trust Funds:—Continued</b>						
Department of Homeland Security .....	22	158	-10	3,438	3,574	3,596
Department of the Interior .....	2	1	-3	50	50	51
Department of Labor:						
Unemployment Trust Fund .....	-1,781	-6,216	-4,786	18,703	14,268	12,486
Other .....	-10	-37	-38	66	39	28
Department of State:						
Foreign Service Retirement and Disability Fund .....	-44	210	239	15,862	16,116	16,072
Other .....	.....	(**)	-3	38	38	38
Department of Transportation:						
Airport and Airway Trust Fund .....	-325	492	-1,090	7,045	7,862	7,537
Highway Trust Fund .....	213	-1,968	-3,532	24,455	22,273	22,487
Department of Treasury .....	-57	-247	-247	1,095	904	848
Department of Veterans Affairs:						
General Post Fund, National Homes .....	.....	-9	.....	79	70	70
National Service Life Insurance .....	-79	-89	-86	8,161	8,151	8,072
United States Government Life Insurance Fund .....	(**)	-1	-1	21	21	20
Veterans Special Life Insurance Fund .....	-12	20	24	1,997	2,028	2,016
Corps of Engineers .....	99	502	120	5,605	6,007	6,107
Other Defense Civil Programs:						
Military Retirement Fund .....	-1,031	52,889	52,950	282,006	335,926	334,895
Other .....	-10	-18	81	2,214	2,205	2,195
Environmental Protection Agency .....	439	146	993	7,079	6,787	7,225
National Aeronautics and Space Administration .....	.....	(**)	(**)	15	14	14
Office of Personnel Management:						
Civil Service Retirement and Disability Fund:						
Treasury Securities .....	-3,817	3,858	3,996	780,365	788,040	784,223
Employees Life Insurance Fund .....	54	650	647	37,605	38,200	38,254
Employees and Retired Employees Health Benefits Fund .....	241	791	109	16,244	16,795	17,035
Social Security Administration:						
Federal Old-Age and Survivors Insurance Trust						
Fund .....	11,057	41,460	55,131	2,399,111	2,429,514	2,440,571
Federal Disability Insurance Trust Fund .....	-711	-7,909	-4,387	187,222	180,023	179,313
Independent Agencies:						
Harry S. Truman Memorial Scholarship Trust Fund .....	(**)	-1	-1	54	53	53
Japan-United States Friendship Commission .....	.....	.....	.....	39	39	39
Railroad Retirement Board:						
Treasury Securities .....	-18	-432	686	2,375	1,961	1,943
Agency Securities .....	.....	2	2	3	5	5
Other .....	-16	20	137	865	901	885
Total Treasury Securities .....	11,763	84,459	99,952	4,157,491	4,230,187	4,241,949
Total Agency Securities .....	.....	2	2	3	5	5
<b>Total Trust Funds .....</b>	<b>11,763</b>	<b>84,460</b>	<b>99,954</b>	<b>4,157,494</b>	<b>4,230,191</b>	<b>4,241,954</b>
<b>Grand Total .....</b>	<b>10,736</b>	<b>106,530</b>	<b>159,963</b>	<b>4,534,014</b>	<b>4,629,808</b>	<b>4,640,544</b>

(\* \*) Less than \$500,000

... No Transactions

Note: Details may not add to totals due to rounding.

Note: Investments are in Treasury securities unless otherwise noted

**Table 6. Schedule E-Net Activity, Guaranteed and Direct Loan Financing, January 2011 and Other Periods**

Classification	[\$ millions]					
	Net Transactions (-) denotes net reduction of liability accounts			Account Balances Current Fiscal Year		
	This Month	Fiscal Year to Date		Beginning of		Close of This Month
This Year		Prior Year	This Year	This Month		
<b>Guaranteed Loan Financing Activity:</b>						
Department of Agriculture:						
Farm Service Agency:						
Commodity Credit Corporation Export Fund .....	32	92	68	313	372	405
Agricultural Credit Insurance Fund .....	(**)	-4	-7	-354	-358	-358
Rural Housing Service:						
Rural Community Facility Loans .....	1	(**)	6	-36	-37	-36
Rural Housing Insurance Fund .....	-19	-83	-235	-1,553	-1,617	-1,636
Rural Business-Cooperative Service:						
Rural Business and Industry Loans .....	-6	7	-4	-250	-236	-242
Renewable Energy Guaranteed Loan Account .....	(**)	-1	-2	-8	-8	-9
Biorefinery Assistance Loan Account .....	.....	.....	.....	-30	-30	-30
Rural Utilities Service:						
Rural Water and Waste Disposal Fund .....	.....	(**)	1	-24	-24	-24
Department of Commerce:						
General Administration:						
Emergency Oil, Gas, and Steel Account .....	.....	.....	.....	5	5	5
National Oceanic and Atmospheric Administration:						
Fishing Vessel Obligations .....	.....	(**)	(**)	2	2	2
Department of Defense-Military .....	.....	(**)	-1	-23	-23	-23
Department of Education:						
Office of Student Financial Assistance:						
Federal Family Education Loans .....	-19	-80	-750	-405	-466	-485
Department of Energy:						
Title 17 Innovative Technology Loans .....	.....	4	.....	-4	.....	.....
Department of Health and Human Services:						
Health Resources and Services Administration:						
Health Center Loans .....	.....	(**)	.....	-2	-2	-2
Health Education Assistance Loans .....	1	1	2	-51	-51	-50
Department of Housing and Urban Development:						
Public and Indian Housing Programs:						
Indian Housing Loans .....	(**)	(**)	-6	-35	-34	-34
Native Hawaiian Housing Loans .....	(**)	(**)	(**)	-1	-1	-1
Community Planning and Development:						
Community Development Loans .....	.....	(**)	-1	-96	-96	-96
Housing Programs:						
FHA-Mutual Mortgage Insurance Loans .....	1,046	3,512	278	-26,489	-24,023	-22,977
FHA-General and Special Risk Fund .....	111	294	292	-5,376	-5,194	-5,082
Home Ownership Preservation Entity Fund .....	-1	-2	-1	-5	-7	-7
Government National Mortgage Association:						
Guarantees of Mortgaged-Backed Securities .....	115	418	-6	4,730	5,033	5,148
Department of the Interior:						
Bureau of Indian Affairs .....	(**)	-2	-4	-58	-58	-60
Department of Transportation:						
Office of the Secretary:						
Minority Business Resource Center Fund .....	.....	(**)	(**)	(**)	(**)	(**)
Federal Highway Administration:						
Transportation Infrastructure Finance and Innovation Fund .....	.....	.....	.....	(**)	(**)	(**)
Maritime Administration:						
Maritime Guaranteed Loan (Title XI) Fund .....	(**)	2	138	-14	-12	-12
Department of the Treasury:						
Departmental Offices:						
Air Transportation Stabilization Fund .....	.....	.....	.....	(**)	(**)	(**)
Troubled Assets Insurance Financing Fund .....	-67	-2,316	-102	2,364	115	48
Department of Veterans Affairs:						
Veterans Benefits Administration:						
Veterans Housing Benefit Program Fund .....	72	293	40	-2,442	-2,222	-2,150
Guaranteed Transitional Housing Loans for Homeless Veterans .....	(**)	(**)	(**)	(**)	(**)	(**)
International Assistance Program:						
Agency for International Development:						
Loan Guarantees to Israel .....	.....	.....	.....	-1,941	-1,941	-1,941
Urban and Environmental Credit Guaranteed Loans .....	(**)	1	1	-100	-99	-99
Microenterprise and Small Enterprise Development .....	.....	(**)	(**)	-1	-1	-1
Development Credit Authority Loan Fund .....	(**)	-3	-1	-35	-38	-38
Loan Guarantees to Egypt .....	.....	.....	.....	-186	-186	-186
Overseas Private Investment Corporation .....	-11	-29	-17	-92	-111	-122
Small Business Administration:						
Business Loan Fund .....	69	523	900	1,325	1,779	1,848
Independent Agencies:						
Export-Import Bank of the United States .....	-17	-90	-39	-1,590	-1,663	-1,680
<b>Net Activity, Guaranteed Loan Financing .....</b>	<b>1,307</b>	<b>2,535</b>	<b>549</b>	<b>-32,461</b>	<b>-31,233</b>	<b>-29,926</b>
<b>Direct Loan Financing Activity:</b>						
Department of Agriculture:						
Farm Service Agency:						
Agricultural Credit Insurance Fund .....	-77	-182	8	6,141	6,036	5,959
Farm Storage Facility Loans .....	10	88	59	544	621	631
Apple Loans Fund .....	(**)	(**)	(**)	(**)	(**)	(**)
Emergency Boll Weevil Loan Fund .....	.....	.....	(**)	(**)	(**)	(**)
Natural Resources Conservation Service:						
Agricultural Resource Conservation Demonstration Program .....	.....	.....	.....	(**)	(**)	(**)
Rural Housing Service:						
Rural Community Facility Loans Fund .....	-7	209	43	2,863	3,078	3,072
Rural Housing Insurance Fund .....	14	100	244	14,694	14,779	14,794
Multifamily Housing Revitalization Loan Account .....	5	22	3	112	129	133

**Table 6. Schedule E-Net Activity, Guaranteed and Direct Loan Financing, January 2011 and Other Periods**

[\$ millions]

Classification	Net Transactions (-) denotes net reduction of liability accounts			Account Balances Current Fiscal Year		
	This Month	Fiscal Year to Date		Beginning of		Close of This Month
		This Year	Prior Year	This Year	This Month	
<b>Direct Loan Financing Activity:—Continued</b>						
Department of Agriculture:—Continued						
Rural Business-Cooperative Service:						
Rural Business and Industry Loan Fund .....	(**)	-1	-1	25	24	24
Rural Development Loan Fund .....	-1	-7	-4	291	286	285
Rural Economic Development Loan Fund .....	2	4	(**)	93	95	97
Rural Microenterprise Investment Loans .....	1	1	.....	.....	(**)	1
Rural Utilities Service:						
Rural Water and Waste Disposal Loans .....	-22	219	80	8,344	8,585	8,563
Rural Electrification and Telecommunications Fund .....	225	455	1,819	38,844	39,074	39,299
Rural Telephone Bank .....	-4	-12	-10	414	406	402
Distance Learning and Telemedicine Program .....	5	33	17	497	525	530
Rural Development Insurance Fund .....	.....	.....	.....	1,065	1,065	1,065
Foreign Agricultural Service:						
P.L. 480 Direct Loan Fund .....	-3	-73	-91	1,002	932	929
International Debt Reduction .....	.....	-4	-27	40	36	36
Department of Commerce:						
National Oceanic and Atmospheric Administration:						
Fisheries Finance .....	-1	14	-8	515	530	529
Department of Defense-Military .....	-3	40	57	511	554	551
Department of Education:						
Office of Postsecondary Education:						
College Housing and Academic Facilities Loans .....	(**)	(**)	(**)	10	10	10
Historically Black College and University Capital Financing Fund .....	3	17	26	368	382	385
Office of Student Financial Assistance:						
Federal Direct Student Loans .....	28,917	49,477	17,138	226,811	247,372	276,288
Teach Grant Loans .....	12	38	34	135	162	174
Temporary Student Loan Purchase Authority .....	-794	-6	20,017	114,189	114,977	114,183
Department of Energy:						
Advanced Technology Vehicles Manufacturing Loans .....	13	270	163	1,234	1,492	1,504
Title 17 Innovative Technology Loans .....	27	128	134	430	532	558
Department of Homeland Security:						
Disaster Assistance Loan Fund .....	(**)	(**)	(**)	5	5	5
Department of Housing and Urban Development:						
Housing Programs:						
FHA-Mutual Mortgage Insurance Loans .....	(**)	(**)	(**)	-4	-4	-4
FHA-General and Special Risk Fund .....	.....	.....	.....	(**)	(**)	(**)
Green Retrofit Program for Multifamily Housing Fund .....	.....	5	1	10	15	15
Department of the Interior:						
Bureau of Reclamation .....	.....	.....	.....	30	30	30
Bureau of Indian Affairs .....	(**)	(**)	(**)	6	6	6
Assistance to American Samoa Loan Fund .....	.....	.....	.....	11	11	11
Department of State:						
Administration of Foreign Affairs:						
Repatriation Loans .....	(**)	(**)	-1	-8	-8	-8
Department of Transportation:						
Federal Highway Administration:						
Transportation Infrastructure Finance and Innovation Fund .....	96	497	205	2,321	2,722	2,818
Federal Railroad Administration:						
Railroad Rehabilitation and Improvement Loan Fund .....	3	9	3	409	415	418
Department of the Treasury:						
Departmental Offices:						
Community Development Financial Institutions Fund .....	(**)	-2	-2	41	39	39
GSE Mortgage-Backed Securities Purchase Program .....	-5,395	-22,434	17,830	172,717	155,678	150,283
Temporary Credit and Liquidity Program .....	-24	-142	15,388	15,943	15,825	15,801
Troubled Asset Relief Program .....	16,652	-18,139	-92,397	119,612	84,821	101,473
Financial Management Service .....	.....	.....	.....	(**)	(**)	(**)
Department of Veterans Affairs:						
Veterans Benefits Administration:						
Veterans Housing Benefit Program Fund .....	13	50	94	1,419	1,456	1,470
Native American Veteran Housing Fund .....	(**)	2	3	59	62	61
Vocational Rehabilitation Loan Fund .....	(**)	(**)	(**)	1	1	1
Environmental Protection Agency:						
Abatement, Control, and Compliance Loan Program .....	(**)	-1	-4	4	3	3
International Assistance Program:						
International Security Assistance:						
Foreign Military Loan Program .....	.....	.....	.....	11	11	11
Military Debt Reduction .....	.....	.....	.....	31	31	31
Agency for International Development:						
International Debt Reduction .....	1	-53	-22	173	120	121
Overseas Private Investment Corporation .....	27	74	221	1,089	1,136	1,163
Small Business Administration:						
Business Loan Fund .....	-1	-1	-1	95	95	94
Disaster Loan Fund .....	-46	-160	-165	6,660	6,546	6,500
Independent Agencies:						
Export-Import Bank of the United States .....	44	365	616	5,013	5,333	5,377
Federal Communications Commission:						
Spectrum Auction Loan Fund .....	.....	.....	(**)	83	83	83
<b>Net Activity, Direct Loan Financing .....</b>	<b>39,688</b>	<b>10,899</b>	<b>-18,531</b>	<b>744,902</b>	<b>716,113</b>	<b>755,801</b>

Note: Federal credit programs provide benefits to the public in the form of direct loans and loan guarantees. This table reflects cash transactions and balances of the nonbudgetary financing fund accounts that result from the disbursement of loans, collection of fees, repayment of principal, sale of collateral, interest, and subsidy received from the credit program accounts at net present value in accordance with the Credit Reform Act of 1990. Unreimbursed costs such as administrative expenses and subsidy payments are reported on a cash basis and included within each program's budgetary totals in Table 5.

... No Transactions

(\*) Less than \$500,000

Note: Details may not add to totals due to rounding.

**Table 7. Receipts and Outlays of the U.S. Government by Month, Fiscal Year 2011**

Classification	[\$ millions]												Fiscal Year to Date	Comparable Period Prior F.Y.	
	Oct.	Nov.	Dec.	Jan.	Feb.	March	April	May	June	July	Aug.	Sept.			
<b>Receipts:</b>															
Individual Income Taxes .....	71,399	64,306	120,316	128,975										384,997	311,253
Corporation Income Taxes .....	-4,404	-3,065	43,400	3,645										39,577	37,157
Social Insurance And Retirement Receipts:															
Employment and General Retirement .....	61,034	65,842	53,669	73,292										253,837	270,326
Unemployment Insurance .....	1,677	4,817	2,655	2,806										11,955	6,727
Other Retirement .....	382	339	370	310										1,401	1,412
Excise Taxes .....	4,476	6,326	5,968	5,137										21,907	21,945
Estate and Gift Taxes .....	281	225	218	-804										-81	5,451
Customs Duties .....	2,619	2,458	2,296	2,421										9,794	7,998
Miscellaneous Receipts .....	8,488	7,722	7,983	10,771										34,963	30,745
<b>Total-Receipts This Year .....</b>	<b>145,951</b>	<b>148,970</b>	<b>236,875</b>	<b>226,553</b>										<b>758,350</b>	<b>.....</b>
(On-Budget) .....	99,702	99,222	197,098	171,451										567,473	.....
(Off-Budget) .....	46,249	49,748	39,778	55,102										190,877	.....
<i>Total-Receipts Prior Year .....</i>	<i>135,293</i>	<i>133,563</i>	<i>218,919</i>	<i>205,239</i>										.....	<i>693,015</i>
(On Budget) .....	88,655	83,286	173,094	142,046										.....	487,081
(Off Budget) .....	46,638	50,277	45,825	63,193										.....	205,933
<b>Outlays:</b>															
Legislative Branch .....	395	442	428	358										1,623	1,628
Judicial Branch .....	598	579	594	555										2,326	2,332
Department of Agriculture:															
Commodity Credit Corporation and															
Foreign Agricultural Service .....	6,267	2,319	1,555	1,548										11,689	12,636
Other .....	10,139	9,597	11,759	10,294										41,790	37,151
Department of Commerce .....	789	1,126	853	644										3,413	3,362
Department of Defense:															
Military:															
Military Personnel .....	27,438	11,391	16,532	8,673										64,034	60,723
Operation and Maintenance .....	21,813	23,614	24,567	21,465										91,460	85,933
International Reconstruction and Other Assistance .....	(**)	(**)	1	-1										1	11
Procurement .....	9,362	13,131	14,480	8,144										45,117	44,597
Research, Development, Test, and Evaluation .....	4,839	7,081	6,535	5,323										23,777	24,309
Military Construction .....	1,465	1,957	1,956	1,608										6,986	6,569
Family Housing .....	453	202	287	184										1,126	1,073
Revolving and Management Funds .....	78	171	984	457										1,690	2,128
Other .....	-48	280	-786	507										-48	-350
<b>Total Military .....</b>	<b>65,401</b>	<b>57,827</b>	<b>64,556</b>	<b>46,360</b>										<b>234,144</b>	<b>224,993</b>
Department of Education .....	7,645	7,559	8,077	7,615										30,896	32,745
Department of Energy .....	2,900	2,753	3,421	2,403										11,477	9,052
Department of Health and Human Services:															
National Institutes of Health .....	2,704	2,777	2,764	2,804										11,048	10,117
Centers for Medicare And Medicaid Services:															
Grants to States for Medicaid .....	23,794	24,508	28,275	20,679										97,255	88,663
Federal Hospital Ins. Trust Fund .....	18,008	20,112	21,205	17,818										77,143	78,713
Federal Supp. Med. Ins. Trust Fund .....	24,731	23,232	23,398	20,730										92,091	88,670
Other .....	18,899	18,670	19,181	22,051										78,801	73,912
Administration for Children and Families .....	4,873	4,558	5,138	3,973										18,543	18,196
Other .....	-21,456	-20,879	-21,151	-24,255										-87,741	-81,580
Department of Homeland Security .....	3,890	4,284	3,902	3,268										15,344	15,112
Department of Housing and Urban Development .....	4,174	4,019	4,416	4,104										16,714	16,159
Department of the Interior .....	796	1,540	1,167	1,044										4,547	4,401
Department of Justice .....	2,353	3,169	2,341	2,771										10,634	10,141
Department of Labor:															
Unemployment Trust Fund .....	10,041	10,944	11,251	11,096										43,332	50,444
Other .....	298	2,005	1,692	1,153										5,147	7,514
Department of State .....	1,867	2,202	2,641	1,355										8,065	7,743
Department of Transportation:															
Highway Trust Fund .....	3,467	3,142	2,744	2,217										11,570	10,362
Other .....	3,715	4,552	3,562	2,955										14,785	15,119
Department of the Treasury:															
Interest on Treasury Debt Securities (Gross) .....	24,143	19,396	104,700	21,123										169,362	164,249
Other .....	3,386	5,633	2,183	14,207										25,408	38,904

**Table 7. Receipts and Outlays of the U.S. Government by Month, Fiscal Year 2011**

[\$ millions]

Classification	Oct.	Nov.	Dec.	Jan.	Feb.	March	April	May	June	July	Aug.	Sept.	Fiscal Year to Date	Comparable Period Prior F.Y.
<b>Outlays—Continued</b>														
Department of Veterans Affairs:														
Compensation And Pensions.....	4,073	4,301	8,134	515									17,024	15,546
National Service Life.....	81	65	77	80									303	327
Other .....	6,111	5,278	5,678	4,998									22,064	19,546
Corps of Engineers.....	882	920	1,165	764									3,731	3,206
Other Defense Civil Programs .....	3,588	4,852	4,489	4,958									17,886	17,748
Environmental Protection.....	1,019	1,032	1,041	825									3,918	2,777
Executive Office of the President.....	51	38	35	34									157	167
General Services Administration.....	20	178	215	29									443	-1
International Assistance Program:														
International Security Assistance.....	681	1,074	643	1,184									3,583	6,236
Multilateral Assistance .....	455	159	29	113									757	289
Agency for International Development.....	439	367	396	422									1,623	1,252
Other .....	-578	475	187	-564									-481	1,108
National Aeronautics and Space Administration .....	1,247	1,703	1,737	1,172									5,859	5,777
National Science Foundation .....	546	629	536	537									2,248	2,031
Office of Personnel Management .....	6,269	6,097	5,636	6,469									24,472	24,950
Small Business Administration.....	90	116	137	156									499	458
Social Security Administration:														
Federal Old-Age and Survivors Ins.														
Trust Fund (Off-Budget).....	48,874	48,956	49,542	49,038									196,411	189,685
Federal Disability Ins. Trust														
Fund (Off-Budget).....	10,822	10,539	10,828	10,864									43,052	41,227
Other .....	3,999	4,119	7,857	142									16,116	15,656
Independent Agencies:														
Fed. Deposit Ins. Corp:														
Deposit Insurance Fund.....	748	-2,180	-1,035	1,553									-914	-41,429
FSLIC Resolution Fund.....	-11	(**)	-5	1									-17	-16
Postal Service:														
Off-Budget:														
Public Enterprise Funds.....	1,708	21	-1,219	-215									295	790
Other.....	37	8	11	54									110	45
Other .....	94	.....	.....	7									102	112
Tennessee Valley Authority .....	298	-64	65	234									533	274
Other Independent Agencies .....	-4,435	756	-1,319	1,090									-3,909	2,409
Undistributed Offsetting Receipts:														
Employer Share, Employee Retirement.....	-21,471	-4,837	-5,773	-5,181									-37,263	-35,077
Interest Received by Trust Funds .....	-3,141	-354	-84,354	-1,189									-89,038	-90,844
Rents and Royalties on Outer														
Continental Shelf Lands.....	76	-954	-375	-609									-1,862	-1,212
Other .....	.....	.....	.....	.....									.....	-66
<b>Totals This Year:</b>														
<b>Total Outlays.....</b>	<b>286,384</b>	<b>299,364</b>	<b>315,009</b>	<b>276,349</b>									<b>1,177,106</b>	<b>.....</b>
<b>(On-Budget).....</b>	<b>232,255</b>	<b>241,169</b>	<b>314,504</b>	<b>223,535</b>									<b>1,011,462</b>	<b>.....</b>
<b>(Off-Budget).....</b>	<b>54,128</b>	<b>58,195</b>	<b>505</b>	<b>52,814</b>									<b>165,643</b>	<b>.....</b>
<b>Total-Surplus (+) or Deficit (-).....</b>	<b>-140,432</b>	<b>-150,394</b>	<b>-78,134</b>	<b>-49,796</b>									<b>-418,756</b>	<b>.....</b>
<b>(On-Budget).....</b>	<b>-132,553</b>	<b>-141,947</b>	<b>-117,406</b>	<b>-52,084</b>									<b>-443,989</b>	<b>.....</b>
<b>(Off-Budget).....</b>	<b>-7,879</b>	<b>-8,447</b>	<b>+39,272</b>	<b>+2,288</b>									<b>+25,233</b>	<b>.....</b>
<b>Total Borrowing from the Public .....</b>	<b>47,790</b>	<b>205,633</b>	<b>114,463</b>	<b>93,358</b>									<b>461,243</b>	<b>209,806</b>
<b>Total-Outlays Prior Year .....</b>	<b>311,656</b>	<b>253,850</b>	<b>310,329</b>	<b>247,873</b>									<b>.....</b>	<b>1,123,708</b>
<b>(On-Budget).....</b>	<b>258,631</b>	<b>197,775</b>	<b>282,891</b>	<b>227,488</b>									<b>.....</b>	<b>966,785</b>
<b>(Off-Budget).....</b>	<b>53,025</b>	<b>56,075</b>	<b>27,438</b>	<b>20,386</b>									<b>.....</b>	<b>156,924</b>
<b>Total-Surplus (+) or Deficit (-) Prior Year .....</b>	<b>-176,363</b>	<b>-120,287</b>	<b>-91,410</b>	<b>-42,634</b>									<b>.....</b>	<b>-430,693</b>
<b>(On-Budget).....</b>	<b>-169,976</b>	<b>-114,489</b>	<b>-109,797</b>	<b>-85,441</b>									<b>.....</b>	<b>-479,703</b>
<b>(Off-Budget).....</b>	<b>-6,387</b>	<b>-5,798</b>	<b>+18,387</b>	<b>+42,807</b>									<b>.....</b>	<b>+49,010</b>

(\* \*) Less than \$500,000

Note: Details may not add to totals due to rounding.

... No Transactions

**Table 8. Trust Fund Impact on Budget Results and Investment Holdings as of January 31, 2011**

Classification	[\$ millions]								
	This Month			Fiscal Year to Date			Securities Held as Investments Current Fiscal Year		
	Receipts	Outlays	Excess	Receipts	Outlays	Excess	Beginning of		Close of
							This Year	This Month	This Month
<b>Trust Receipts, Outlays, and Investments Held:</b>									
Airport and Airway .....	868	1,281	-412	3,025	3,866	-841	7,045	7,862	7,537
Black Lung Disability.....	50	23	26	169	91	78	.....	.....	.....
Federal Disability Insurance.....	9,721	10,864	-1,143	34,870	43,052	-8,182	187,222	180,023	179,313
Federal Employees Life and Health.....	.....	-289	289	.....	-1,431	1,431	53,849	54,995	55,290
Federal Employees Retirement .....	2,180	6,047	-3,867	27,803	23,740	4,063	797,110	805,032	801,167
Federal Hospital Insurance .....	21,440	17,889	3,551	74,047	77,600	-3,552	279,475	271,405	275,462
Federal Old-Age and Survivors Insurance .....	59,742	49,038	10,703	237,665	196,411	41,254	2,399,111	2,429,514	2,440,571
Federal Supplementary Medical Insurance.....	23,852	20,730	3,122	95,366	92,091	3,275	70,982	71,662	75,117
Hazardous Substance Superfund .....	563	115	448	594	508	86	3,651	3,350	3,785
Highways.....	2,974	2,599	375	10,110	14,245	-4,136	24,455	22,273	22,487
Military Advances.....	1,924	1,429	495	8,411	7,357	1,054	.....	.....	.....
Military Retirement.....	2,823	4,238	-1,415	77,254	16,924	60,330	282,006	335,926	334,895
Railroad Retirement.....	2,063	1,132	931	5,555	4,308	1,248	2,378	1,966	1,947
Unemployment .....	9,620	11,106	-1,486	34,589	43,373	-8,784	18,703	14,268	12,486
Veterans Life Insurance.....	13	105	-92	249	321	-73	10,179	10,199	10,109
All Other Trust .....	364	317	46	2,084	1,810	274	21,328	21,717	21,788
<b>Total Trust Fund Receipts and Outlays and Investments Held from Table 6-D.....</b>	<b>138,196</b>	<b>126,624</b>	<b>11,573</b>	<b>611,793</b>	<b>524,268</b>	<b>87,525</b>	<b>4,157,494</b>	<b>4,230,191</b>	<b>4,241,954</b>
Less: Interfund Transactions.....	57,599	57,599	.....	329,832	329,832	.....	.....	.....	.....
Trust Fund Receipts and Outlays on the Basis of Tables 4 & 5 .....	80,597	69,025	11,573	281,961	194,436	87,525	.....	.....	.....
<b>Total Federal Fund Receipts and Outlays.....</b>	<b>146,044</b>	<b>207,413</b>	<b>-61,369</b>	<b>476,827</b>	<b>983,108</b>	<b>-506,281</b>	.....	.....	.....
Less: Interfund Transactions.....	89	89	.....	438	438	.....	.....	.....	.....
Federal Fund Receipts and Outlays on the Basis of Table 4 & 5.....	145,956	207,324	-61,369	476,389	982,670	-506,281	.....	.....	.....
<b>Net Budget Receipts &amp; Outlays .....</b>	<b>226,553</b>	<b>276,349</b>	<b>-49,796</b>	<b>758,350</b>	<b>1,177,106</b>	<b>-418,756</b>	.....	.....	.....

Note: Interfund receipts and outlays are transactions between Federal funds and trust funds such as Federal payments and contributions, and interest and profits on investments in Federal securities. They have no net effect on overall budget receipts and outlays since the receipt side of such transactions is offset against budget outlays. In this table, Interfund receipts are shown as an adjustment to arrive at total receipts and outlays of trust funds respectively. ... No Transactions

**Table 9. Summary of Receipts by Source, and Outlays by Function of the U.S. Government, January 2011 and Other Periods**

Classification	[\$ millions]		
	This Month	Fiscal Year to Date	Comparable Period Prior Fiscal Year
<b>Receipts</b>			
Individual Income Taxes.....	128,975	384,997	311,253
Corporation Income Taxes.....	3,645	39,577	37,157
<b>Social Insurance and Retirement Receipts:</b>			
Employment and General Retirement.....	73,292	253,837	270,326
Unemployment Insurance.....	2,806	11,955	6,727
Other Retirement .....	310	1,401	1,412
Excise Taxes .....	5,137	21,907	21,945
Estate and Gift Taxes .....	-804	-81	5,451
Customs Duties .....	2,421	9,794	7,998
Miscellaneous Receipts.....	10,771	34,963	30,745
<b>Total.....</b>	<b>226,553</b>	<b>758,350</b>	<b>693,015</b>
<b>Net Outlays</b>			
National Defense.....	48,550	244,075	234,945
International Affairs.....	2,735	13,879	16,919
General Science, Space, and Technology.....	2,127	10,006	9,606
Energy .....	1,112	4,173	2,553
Natural Resources and Environment .....	3,056	15,545	12,690
Agriculture .....	2,144	14,225	14,216
Commerce and Housing Credit.....	5,171	-6,386	-24,360
Transportation .....	6,313	31,782	30,327
Community and Regional Development.....	2,078	8,116	8,003
Education, Training, Employment and Social Services.....	9,962	40,743	42,227
Health.....	28,806	129,375	120,107
Medicare.....	32,859	146,697	145,030
Income Security.....	47,402	183,127	185,940
Social Security.....	59,900	239,360	231,033
Veterans Benefits and Services.....	5,669	39,487	35,459
Administration of Justice.....	4,299	19,647	18,711
General Government.....	1,404	7,048	6,332
Net Interest.....	18,552	75,332	70,325
Undistributed Offsetting Receipts .....	-5,790	-39,125	-36,355
<b>Total.....</b>	<b>276,349</b>	<b>1,177,106</b>	<b>1,123,708</b>

Note: Details may not add to totals due to rounding.

# Explanatory Notes

## 1. Flow of Data into Monthly Treasury Statement

The *Monthly Treasury Statement (MTS)* is assembled from data in the central accounting system. The major sources of data include monthly accounting reports by Federal entities and disbursing officers, and daily reports from the Federal Reserve banks. These reports detail accounting transactions affecting receipts and outlays of the Federal Government and off-budget Federal entities, and their related effect on the assets and liabilities of the U.S. Government. Information is presented in the *MTS* on a modified cash basis.

## 2. Notes on Receipts

Receipts included in the report are classified into the following major categories: (1) budget receipts and (2) offsetting collections (also called applicable receipts). Budget receipts are collections from the public that result from the exercise of the Government's sovereign or governmental powers, excluding receipts offset against outlays. These collections, also called governmental receipts, consist mainly of tax receipts (including social insurance taxes), receipts from court fines, certain licenses, and deposits of earnings by the Federal Reserve System. Refunds of receipts are treated as deductions from gross receipts.

Offsetting collections are from other Government accounts or the public that are of a business-type or market-oriented nature. They are classified into two major categories: (1) offsetting collections credited to appropriations or fund accounts, and (2) offsetting receipts (i.e., amounts deposited in receipt accounts). Collections credited to appropriation or fund accounts normally can be used without appropriation action by Congress. These occur in two instances: (1) when authorized by law, amounts collected for materials or services are treated as reimbursements to appropriations and (2) in the three types of revolving funds (public enterprise, intra governmental, and trust); collections are netted against spending, and outlays are reported as the net amount.

Offsetting receipts in receipt accounts cannot be used without being appropriated. They are subdivided into two categories: (1) proprietary receipts - these collections are from the public and they are offset against outlays by agency and by function, and (2) intra governmental funds - these are payments into receipt accounts from Governmental appropriation or fund accounts. The transactions may be intrabudgetary when the payment and receipt both occur within the budget or from receipts from off-budget Federal entities in those cases where payment is made by a Federal entity whose budget authority and outlays are excluded from the budget totals.

Intrabudgetary transactions are subdivided into three categories: (1) interfund transactions, where the payments are from one fund group (either Federal funds or trust funds) to a receipt account in the other fund group; (2) Federal intrafund transactions, where the payments and receipts both occur within the Federal fund group; and (3) trust intrafund transactions, where the payments and receipts both occur within the trust fund group.

Offsetting receipts are generally deducted from budget authority and outlays by function, by subfunction, or by agency. There are four types of receipts, however, that are deducted from budget totals as undistributed offsetting receipts. They are: (1) agencies' payments (including payments by off-budget Federal entities) as employers into employees retirement funds, (2) interest received by trust funds, (3) rents and royalties on the Outer Continental Shelf lands, and (4) other interest (i.e., interest collected on Outer Continental Shelf money in deposit funds when such money is transferred into the budget).

## 3. Notes on Outlays

Outlays are generally accounted for on the basis of checks issued, electronic funds transferred, or cash payments made. Certain outlays do not require issuance of cash or checks. An example is charges made against appropriations for that part of employees' salaries withheld for taxes or savings bond allotments - these are counted as payments to the employee and credits for whatever purpose the money was withheld. Outlays are stated net of offsetting collections (including receipts of revolving and management funds) and of refunds. Interest on the public debt (public issues) is recognized on the accrual basis. Federal credit programs subject to the Federal Credit Reform Act of 1990 use the cash

basis of accounting and are divided into two components. The portion of the credit activities that involve a cost to the Government (mainly subsidies) is included within the budget program accounts. The remaining portion of the credit activities are in non-budget financing accounts. Outlays of off-budget Federal entities are excluded by law from budget totals. However, they are shown separately and combined with the on-budget outlays to display total Federal outlays.

## 4. Processing

The data on payments and collections are reported by account symbol into the central accounting system. In turn, the data are extracted from this system for use in the preparation of the *MTS*.

There are two major checks which are conducted to assure consistency of the data reported:

1. Verification of payment data. The monthly payment activity reported by Federal entities on the Statements of Transactions is compared to the payment activity of Federal entities as reported by disbursing officers.
2. Verification of collection data. Reported collections appearing on Statements of Transactions are compared to deposits as reported by Federal Reserve Banks.

## 5. Other Sources of Information About Federal Government Financial Activities

- *A Glossary of Terms Used in the Federal Budget Process, 2005* (Available from the U.S. Government Accountability Office, at <http://www.gao.gov/new.items/do5734sp.pdf>/September, or by calling 202-512-6000. This glossary provides a basic reference document of standardized definitions of terms used by the Federal Government in the budget making process.
- *Daily Treasury Statement* (Available on the internet at <http://www.fms.treas.gov/dts/>). The *Daily Treasury Statement* is published each working day of the Federal Government and provides data on the cash and debt operations of the Treasury.
- *Monthly Statement of the Public Debt of the United States* (Available on the internet at <http://www.treasurydirect.gov/govt/reports/pd/mspd/nspd.htm>). This publication provides detailed information concerning the public debt.
- *Treasury Bulletin* (Available from GPO, Washington, D.C. 20401 on a subscription or single copy and on the internet at <http://fms.treas.gov/bulletin/index.html>). Quarterly, contains a mix of narrative, tables, and charts on Treasury issues, Federal financial operations, international statistics, and special reports.
- *Budget of the United States Government, Fiscal Year 20\_\_* (Available from GPO, Washington, D.C. 20401 on a subscription basis only and on the internet at <http://www.access.gpo.gov/usbudget>). This publication is a single volume which provides budget information and contains:
  - Appendix, *The Budget of the United States Government, FY 20\_\_*
  - *The United States Budget in Brief, FY 20\_\_*
  - *Analytical Perspectives*
  - *Historical Tables*
- *Combined Statement of Receipts, Outlays, and Balances of the United States Government* (Available from Financial Management Services, U.S. Department of Treasury, Washington, D.C. 20227 and on the internet at <http://fms.treas.gov/annualreport/index.html>). This report includes budgetary results at the summary level and presents individual receipt and appropriation accounts at the detail level.

**Scheduled Release**

**The release date for the February 2011 Statement  
will be 2:00 p.m. EST March 10, 2011.**

Internet service subscribers can access the current issue of the Monthly Treasury Statement through the  
Financial Management Service's website:

<http://www.fms.treas.gov/mts/index.html>