



Final Monthly Treasury Statement

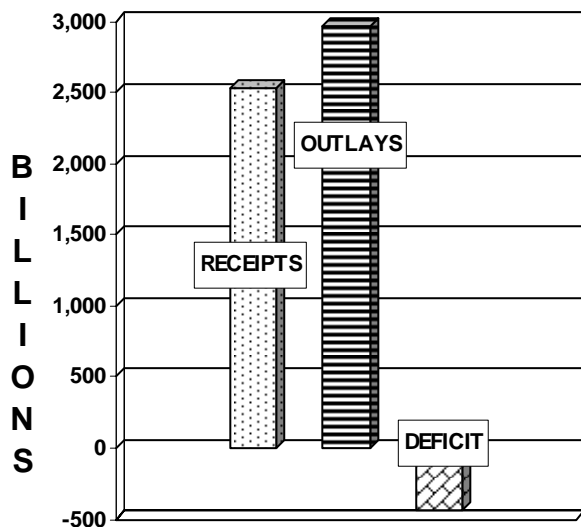
of Receipts and Outlays
of the United States Government

For Fiscal Year 2008 Through **September 30, 2008**, and Other Periods

Highlight

This issue includes the final budget results and details a deficit of \$454.8 billion for Fiscal Year 2008.

RECEIPTS, OUTLAYS, AND SURPLUS/DEFICIT THROUGH SEPTEMBER 2008



Contents

Summary, page 2
Receipts, page 6
Outlays, page 7
Means of financing, page 20
Receipts/outlays by month, page 28
Federal trust funds/securities, page 30
Receipts by source/outlays by function, page 30
Explanatory notes, page 31

Compiled and Published by

Department of the Treasury
Financial Management Service



Introduction

The *Monthly Treasury Statement of Receipts and Outlays of the United States Government (MTS)* is prepared by the Financial Management Service, Department of the Treasury, and after approval by the Fiscal Assistant Secretary of the Treasury, is normally released on the 8th workday of the month following the reporting month. The publication is based on data provided by Federal entities, disbursing officers, and Federal Reserve banks.

AUDIENCE

The *MTS* is published to meet the needs of those responsible for or interested in the cash position of the Treasury, those who are responsible or interested in the Government's budget results; and individuals and businesses whose operations depend upon or are related to the Government's financial operations.

DISCLOSURE STATEMENT

This statement summarizes the financial activities of the Federal Government and off-budget Federal entities conducted in accordance with the Budget of the U.S. Government, i.e. receipts and outlays of funds, the surplus or deficit, and the means of financing the deficit or disposing of the surplus. Information is presented on a modified cash basis; receipts are accounted for on the basis of collections; refunds of receipts are treated as deductions from gross receipts; revolving and

management fund receipts, reimbursements and refunds of monies previously expended are treated as deductions from gross outlays; and interest on the public debt (public issues) is recognized on the accrual basis. Major information sources include accounting data reported by Federal entities, disbursing officers, and Federal Reserve banks.

TRIAD OF PUBLICATIONS

The *MTS* is part of a triad of Treasury financial reports. The *Daily Treasury Statement* is published each working day of the Federal Government. It provides data on the cash and debt operations of the Treasury based upon reporting of the Treasury account balances by Federal Reserve banks. The *MTS* is a report of Government receipts and outlays, based on agency reporting. The *Combined Statement of Receipts, Outlays, and Balances of the United States Government* is the official publication of the detailed receipts and outlays of the Government. It is published annually in accordance with legislative mandates given to the Secretary of the Treasury.

DATA SOURCES AND INFORMATION

The Explanatory Notes section of this publication provides information concerning the flow of data into the *MTS* and sources of information relevant to the *MTS*.

Table 1. Summary of Receipts, Outlays, and the Deficit/Surplus of the U.S. Government, Fiscal Years 2007 and 2008, by Month

Period	[\$ millions]		
	Receipts	Outlays	Deficit/Surplus (-)
FY 2007			
October.....	167,693	217,014	49,321
November.....	145,866	218,907	73,042
December.....	259,969	218,007	-41,961
January.....	260,609	222,372	-38,236
February.....	120,312	240,305	119,993
March.....	166,490	262,761	96,270
April.....	383,641	205,967	-177,674
May.....	164,239	231,937	67,699
June.....	276,517	249,036	-27,481
July.....	170,439	206,886	36,447
August.....	166,545	283,518	116,973
September.....	285,354	172,488	-112,866
Year-to-Date.....	12,567,672	12,729,199	161,527
FY 2008			
October.....	178,175	235,014	56,838
November.....	151,055	249,293	98,238
December.....	276,982	228,721	-48,261
January.....	255,217	237,379	-17,839
February.....	105,723	281,287	175,563
March.....	178,816	227,028	48,212
April.....	403,751	244,469	-159,282
May.....	124,272	290,199	165,927
June.....	259,912	226,365	-33,547
July.....	160,494	263,261	102,767
August.....	157,016	268,930	111,914
September.....	272,445	226,718	-45,726
Year-to-Date.....	2,523,858	2,978,664	454,806

¹The receipt, outlay and deficit figures differ from the *FY 2009 Budget*, released by the Office of Management and Budget on February 4, 2008. The deficit figure differs by -\$475 million, due mainly to revisions in the data following the release of the Final Monthly Treasury Statement.

² Outlays increased by \$17,178 million to reflect additional reporting by the Department of Commerce for June 2008.

Note: Details may not add to totals due to rounding.

Table 2. Summary of Budget and off-Budget Results and Financing of the U.S. Government, September 2008 and Other Periods

Classification	[\$ millions]				
	This Month	Current Fiscal Year to Date	Budget Estimates Full Fiscal Year ¹	Prior Fiscal Year to Date (2007)	Budget Estimates Next Fiscal Year (2009) ¹
Total On-Budget and Off-Budget Results:					
Total Receipts.....	272,445	2,523,858	2,552,940	2,567,672	2,651,363
On-Budget Receipts.....	218,361	1,865,813	1,896,112	1,932,584	1,968,990
Off-Budget Receipts.....	54,083	658,045	656,828	635,088	682,373
Total Outlays.....	226,718	2,978,664	2,942,377	2,729,199	3,133,202
On-Budget Outlays.....	169,755	2,503,903	2,469,773	2,275,562	2,631,725
Off-Budget Outlays.....	56,963	474,761	472,604	453,636	501,477
Total Surplus (+) or Deficit (-).....	+45,726	-454,806	-389,437	-161,527	-481,839
On-Budget Surplus (+) or Deficit (-).....	+48,606	-638,090	-573,661	-342,978	-662,735
Off-Budget Surplus (+) or Deficit (-).....	-2,880	+183,284	+184,224	+181,452	+180,896
Total On-Budget and Off-Budget Financing.....	-45,726	454,806	389,437	161,527	481,839
Means of Financing:					
Borrowing from the Public.....	334,887	767,722	385,376	206,325	537,707
Reduction of Operating Cash, Increase (-).....	-364,735	-296,371	25,237	-23,110
by Other Means.....	-15,878	-16,545	-21,173	-21,688	-55,868

¹These estimates are based on the Mid-Session Review of the FY 2009 Budget, released by the Office of Management and Budget on July 28, 2008.

Note: Details may not add to totals due to rounding.
... No Transactions

Figure 1. Monthly Receipts, Outlays, and Budget Deficit/Surplus of the U.S. Government, Fiscal Years 2007 and 2008

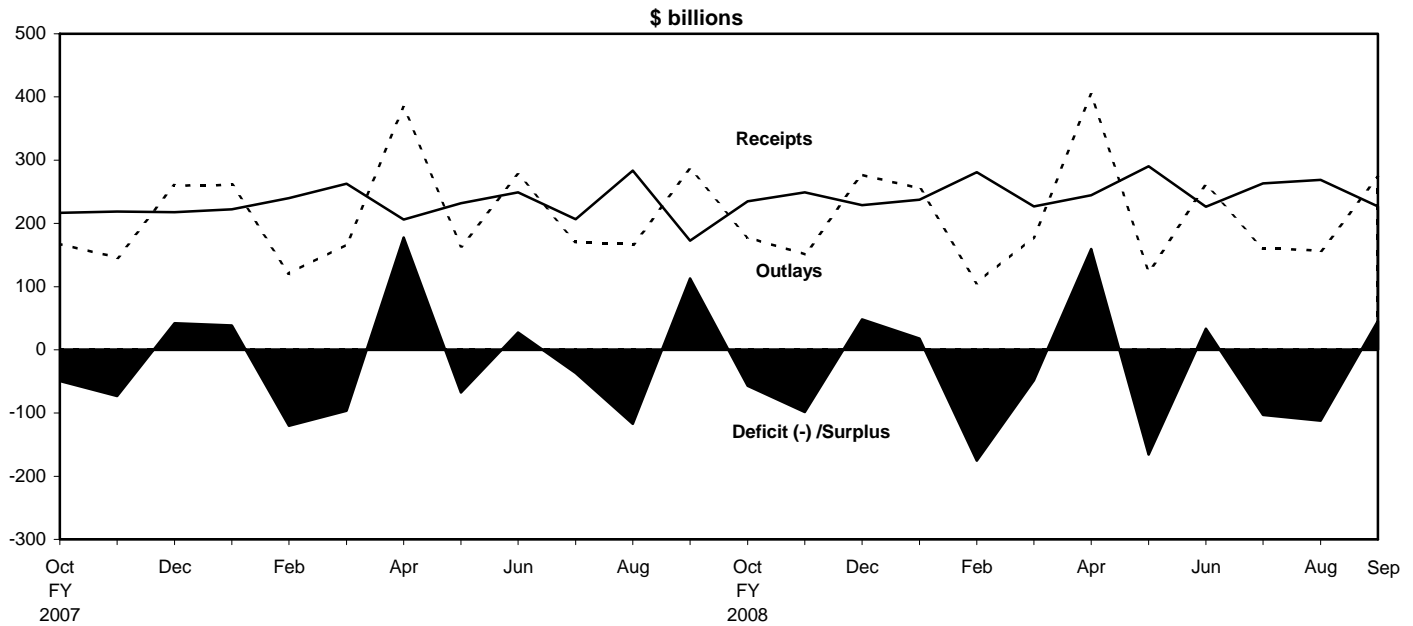


Figure 2. Monthly Receipts of the U.S. Government, by Source, Fiscal Years 2007 and 2008

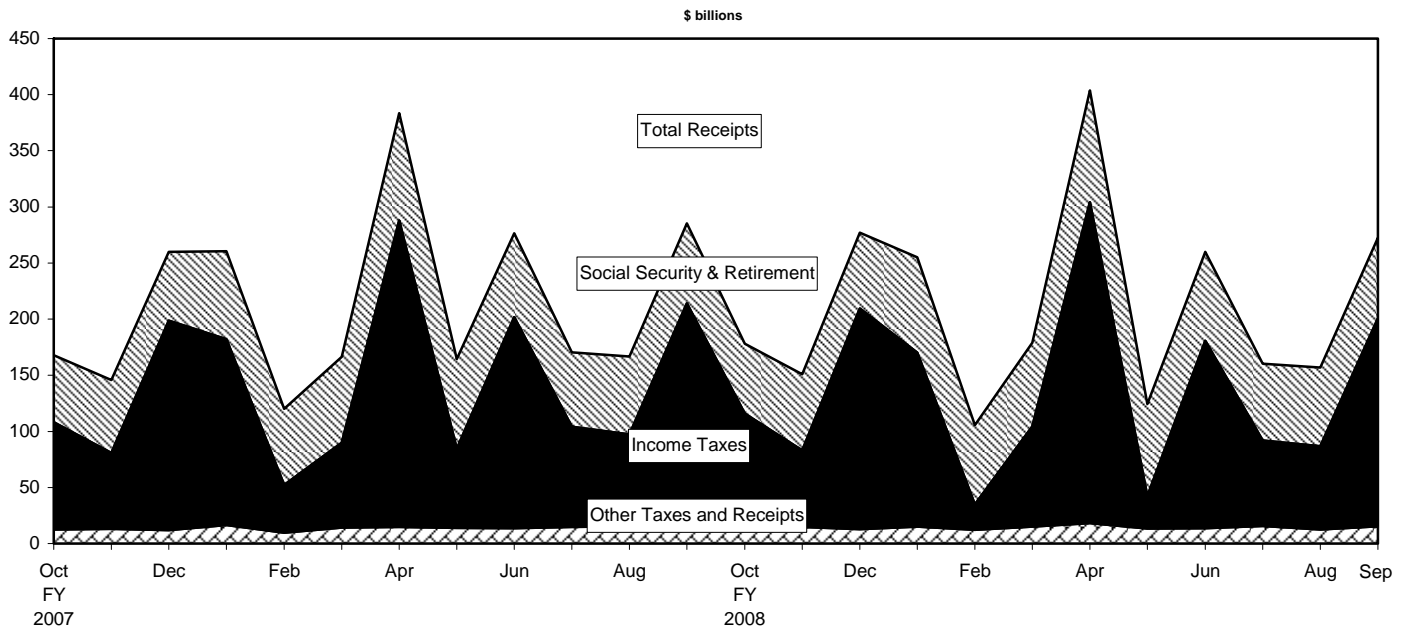


Figure 3. Monthly Outlays of the U.S. Government, by Function, Fiscal Years 2007 and 2008

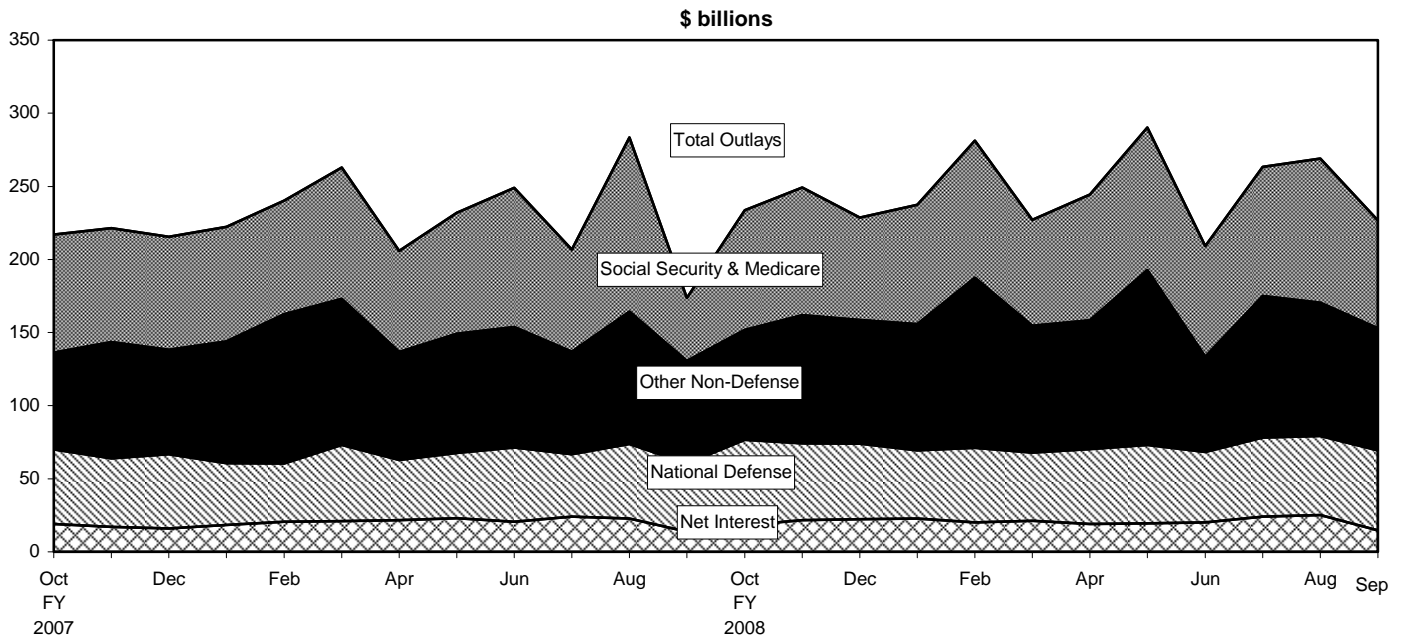


Table 3. Summary of Receipts and Outlays of the U.S. Government, September 2008 and Other Periods

Classification	[\$ millions]			
	This Month	Current Fiscal Year to Date	Comparable Prior Period Year to Date	Budget Estimates Full Fiscal Year ¹
Budget Receipts				
Individual Income Taxes	131,597	1,145,748	1,163,472	1,168,991
Corporation Income Taxes.....	53,631	304,346	370,243	309,255
Social Insurance and Retirement Receipts:				
Employment and General Retirement (Off-Budget)	54,083	658,045	635,088	656,828
Employment and General Retirement (On-Budget)	17,224	198,412	189,170	198,032
Unemployment Insurance.....	207	39,741	41,091	41,577
Other Retirement	327	4,165	4,258	4,720
Excise Taxes	7,684	67,334	65,069	68,090
Estate and Gift Taxes	2,044	28,844	26,044	28,426
Customs Duties	2,483	27,568	26,010	27,709
Miscellaneous Receipts.....	3,165	49,654	47,228	49,312
Total Receipts	272,445	2,523,858	2,567,672	2,552,940
(On-Budget).....	218,361	1,865,813	1,932,584	1,896,112
(Off-Budget).....	54,083	658,045	635,088	656,828
Budget Outlays				
Legislative Branch	389	4,429	4,307	4,588
Judicial Branch	546	6,341	6,008	6,161
Department of Agriculture	6,271	90,786	84,427	93,427
Department of Commerce.....	671	7,726	6,479	8,323
Department of Defense-Military	52,024	594,680	528,590	582,218
Department of Education	5,549	65,957	66,372	67,643
Department of Energy.....	4,522	21,404	20,117	21,528
Department of Health and Human Services.....	46,577	700,501	672,036	706,401
Department of Homeland Security.....	4,169	40,683	39,172	39,513
Department of Housing and Urban Development	3,417	49,092	45,559	50,476
Department of the Interior	985	9,887	10,497	10,888
Department of Justice.....	2,296	26,544	23,351	25,933
Department of Labor.....	5,742	59,055	47,543	61,252
Department of State.....	1,347	17,505	13,749	19,084
Department of Transportation.....	6,881	64,945	61,701	67,687
Department of the Treasury:				
Interest on Treasury Debt Securities (Gross).....	19,883	451,154	429,978	441,028
Other	-5,785	97,651	60,623	95,607
Department of Veterans Affairs.....	4,284	84,783	72,820	85,824
Corps of Engineers.....	487	5,077	3,918	6,622
Other Defense Civil Programs	3,875	45,784	47,112	48,974
Environmental Protection Agency.....	695	7,938	8,258	7,541
Executive Office of the President.....	-130	1,172	2,957	1,779
General Services Administration.....	-34	342	32	357
International Assistance Program	2,306	11,427	12,764	12,441
National Aeronautics and Space Administration	1,872	17,834	15,861	17,321
National Science Foundation	570	5,848	5,529	6,266
Office of Personnel Management	400	64,393	58,431	64,581
Small Business Administration.....	75	528	1,175	736
Social Security Administration	52,131	657,799	621,761	657,096
Other Independent Agencies	11,554	45,190	18,271	25,696
Undistributed Offsetting Receipts:				
Interest.....	-1,030	-191,537	-177,963	-194,448
Other	-5,821	-2,86,252	-82,237	-100,166
Total Outlays	226,718	2,978,664	2,729,199	2,942,377
(On-Budget).....	169,755	2,503,903	2,275,562	2,469,773
(Off-Budget).....	56,963	474,761	453,636	472,604
Surplus (+) or Deficit (-).....	+45,726	-454,806	-161,527	-389,437
(On-Budget).....	+48,606	-638,090	-342,978	-573,661
(Off-Budget).....	-2,880	+183,284	+181,452	+184,224

¹These estimates are based on the Mid-Session Review of the FY 2009 Budget, released by the Office of Management and Budget on July 28, 2008.

²Applicable receipts decreased by \$17,178 million to reflect additional reporting by the Department of Commerce for June 2008.

... No Transactions

Note: Details may not add to totals due to rounding.

Table 4. Receipts of the U.S. Government, September 2008 and Other Periods

[\$ millions]

Classification	This Month			Current Fiscal Year to Date			Prior Fiscal Year to Date		
	Gross Receipts	Refunds (Deduct)	Receipts	Gross Receipts	Refunds (Deduct)	Receipts	Gross Receipts	Refunds (Deduct)	Receipts
Individual Income Taxes:									
Withheld.....	176,035			970,195			928,583		
Presidential Election Campaign Fund.....	(**)			49			50		
Other.....	159,088			455,349			437,618		
Total--Individual Income Taxes.....	135,124	3,527	131,597	1,425,593	279,845	1,145,748	1,366,250	202,779	1,163,472
Corporation Income Taxes.....									
	58,537	4,906	53,631	354,293	49,947	304,346	395,534	25,292	370,243
Social Insurance and Retirement Receipts:									
Employment and General Retirement:									
Federal Old-Age and Survivors Ins. Trust Fund:									
Federal Insurance Contributions Act Taxes.....	144,911	2,104	42,807	538,299	2,104	536,195	517,290	1,897	515,393
Self-Employment Contributions Act Taxes.....	15,099		5,099	31,791		31,791	30,347		30,347
Adjustments Attributable to Prior Years.....	1,675		-1,675	-5,467		-5,467	-2,840		-2,840
Total--FOASI Trust Fund.....	48,335	2,104	46,231	564,623	2,104	562,519	544,797	1,897	542,900
Federal Disability Insurance Trust Fund:									
Federal Insurance Contributions Act Taxes.....	17,626	357	7,269	91,410	357	91,053	87,842	322	87,520
Self-Employment Contributions Act Taxes.....	1867		867	5,400		5,400	5,153		5,153
Adjustments Attributable to Prior Years.....	1,284		-284	-927		-927	-484		-484
Total--FDI Trust Fund.....	8,209	357	7,852	95,884	357	95,526	92,510	322	92,188
Federal Hospital Insurance Trust Fund:									
Federal Insurance Contributions Act Taxes.....	115,110		15,110	180,269		180,269	172,655		172,655
Self-Employment Contributions Act Taxes.....	12,229		2,229	13,860		13,860	13,005		13,005
Receipts from Railroad Retirement Board.....				494		494	455		455
Adjustments Attributable to Prior Years.....	1,575		-575	-644		-644	-1,206		-1,206
Total--FHI Trust Fund.....	16,764		16,764	193,979		193,979	184,908		184,908
Railroad Retirement :									
Rail Pension and Supplemental Annuity.....	220	(**)	220	2,409	5	2,404	2,310	1	2,309
Social Security Equivalent Account.....	239	(**)	239	2,036	7	2,030	1,953	1	1,952
Total--Employment and General Retirement.....	73,769	2,461	71,307	858,931	2,473	856,457	826,479	2,222	824,257
Unemployment Insurance:									
Deposits by States.....	192		192	32,431		32,431	33,709		33,709
Federal Unemployment Tax Act Taxes.....	24	9	14	7,331	115	7,216	7,417	125	7,292
Railroad Unemployment Taxes.....	(**)		(**)	94		94	90		90
Total--Unemployment Insurance.....	216	9	207	39,856	115	39,741	41,216	125	41,091
Other Retirement:									
Federal Employees Retirement - Employee Share.....	323		323	4,121		4,121	4,207		4,207
Non-Federal Employees Retirement.....	4		4	44		44	51		51
Total--Other Retirement.....	327		327	4,165		4,165	4,258		4,258
Total--Social Insurance and Retirement Receipts.....	74,311	2,471	71,840	902,952	2,588	900,363	871,954	2,347	869,607
Excise Taxes:									
Miscellaneous Excise Taxes.....	515	126	389	19,742	1,438	18,304	18,734	5,134	13,600
Airport and Airway Trust Fund.....	1,764	5	1,759	12,048	56	11,992	11,535	67	11,468
Highway Trust Fund.....	5,574	138	5,436	37,441	1,057	36,385	40,402	1,040	39,362
Black Lung Disability Trust Fund.....	100		100	653		653	639		639
Total--Excise Taxes.....	7,953	269	7,684	69,885	2,551	67,334	71,310	6,241	65,069
Estate and Gift Taxes.....	2,140	96	2,044	29,824	980	28,844	26,978	934	26,044
Customs Duties.....	2,585	102	2,483	28,537	969	27,568	27,548	1,538	26,010
Miscellaneous Receipts:									
Deposits of Earnings by Federal Reserve Banks.....	1,917		1,917	33,598		33,598	32,043		32,043
Universal Service Fund.....	769		769	8,405		8,405	7,513		7,513
All Other.....	480	1	479	7,699	47	7,651	7,700	28	7,672
Total -- Miscellaneous Receipts.....	3,166	1	3,165	49,701	47	49,654	47,256	28	47,228
Total -- Receipts.....	283,816	11,371	272,445	2,860,786	336,927	2,523,858	2,806,831	239,159	2,567,672
Total -- On-Budget.....	227,271	8,910	218,361	2,200,279	334,466	1,865,813	2,169,523	236,939	1,932,584
Total -- Off-Budget.....	56,545	2,461	54,083	660,506	2,461	658,045	637,307	2,220	635,088

¹In accordance with the Social Security Act as amended: "Individual income taxes, Withheld" have been increased and "Federal Insurance Contribution Act Taxes" correspondingly decreased by \$3,025 million to correct estimates for the quarter ending September 30, 2007. "Individual income taxes, Withheld" have also been increased and "Federal Insurance Contribution Act Taxes" correspondingly decreased by \$89 million to correct estimates for the calendar year 2005 and prior for Single Employers. "Individual income taxes, Other" have been decreased and "Self-Employment Contribution Act Taxes" correspondingly increased by \$492 million to correct estimates for calendar year 2005 and prior.

... No Transactions
(**) Less than \$500,000
Note: Details may not add to totals due to rounding.

Table 5. Outlays of the U.S. Government, September 2008 and Other Periods

Classification	[\$ millions]								
	This Month			Current Fiscal Year to Date			Prior Fiscal Year to Date		
	Gross Outlays	Applicable Receipts	Outlays	Gross Outlays	Applicable Receipts	Outlays	Gross Outlays	Applicable Receipts	Outlays
Legislative Branch:									
Senate	78	(**)	78	834	2	832	801	2	799
House of Representatives.....	107	(**)	106	1,321	1	1,320	1,226	1	1,225
Joint Items	2	2	22	22	16	16
Capitol Police.....	26	26	281	281	278	278
Congressional Budget Office	3	3	37	37	35	35
Architect of the Capitol.....	41	2	39	486	12	474	499	10	489
Library of Congress	57	1	55	785	11	774	893	11	881
Government Printing Office.....	38	38	133	133	78	78
Government Accountability Office.....	39	39	490	490	480	480
United States Tax Court.....	4	4	46	46	42	42
Other Legislative Branch Agencies	6	6	53	53	60	60
Proprietary Receipts from the Public.....	1	-1	-4	4	7	-7
Intrabudgetary Transactions	-5	-5	-36	-36	-71	-71
Total--Legislative Branch	394	5	389	4,452	22	4,429	4,338	32	4,307
Judicial Branch:									
Supreme Court of the United States	9	9	87	87	77	77
Courts of Appeals, District Courts, and Other Judicial Services	527	527	6,455	6,455	6,009	6,009
Other	26	26	278	278	277	277
Proprietary Receipts from the Public.....	2	-2	61	-61	98	-98
Intrabudgetary Transactions	-13	-13	-418	-418	-257	-257
Total--Judicial Branch	548	2	546	6,401	61	6,341	6,106	98	6,008
Department of Agriculture:									
Agricultural Research Service.....	91	91	1,294	1,294	1,310	1,310
Cooperative State Research, Education, And Extension Service:									
Research and Education Activities.....	65	65	650	650	631	631
Extension Activities.....	28	28	422	422	431	431
Other	5	5	59	59	64	64
Animal and Plant Health Inspection Service	97	97	1,197	1,197	1,135	1,135
Food Safety and Inspection Service	81	81	922	922	825	825
Agricultural Marketing Service	142	142	1,022	1,022	967	967
Risk Management Agency:									
Administrative and Operating Expenses	7	7	76	76	79	79
Federal Crop Insurance Corporation Fund.....	401	(**)	400	6,143	2,068	4,075	4,834	1,363	3,471
Farm Service Agency:									
Salaries and Expenses	109	109	1,130	1,130	1,046	1,046
Commodity Credit Corporation	3,158	836	2,322	21,354	13,392	7,963	24,625	14,519	10,106
Tobacco Trust Fund.....	46	46	960	960	934	934
Agricultural Credit Insurance Fund.....	8	25	-16	604	374	230	562	392	170
Other	7	7	2,415	2,415	81	81
Total--Farm Service Agency	3,329	861	2,469	26,463	13,766	12,697	27,247	14,911	12,336
Natural Resources Conservation Service:									
Conservation Operations	61	61	823	823	844	844
Farm Security and Rural Investment Programs	128	128	1,707	1,707	1,482	1,482
Other	24	24	277	277	404	404
Rural Development	166	166	1,009	1,009	1,017	1,017
Rural Housing Service:									
Rural Housing Insurance Fund	29	58	-29	878	928	-50	709	1,025	-316
Rental Assistance Program	77	77	926	926	887	887
Other	8	8	109	109	115	115
Rural Utilities Service:									
Rural Electrification and Telecommunications Fund	248	281	-33	910	2,617	-1,707	1,008	2,912	-1,904
Other	5	16	-11	67	225	-159	79	251	-173
Foreign Agricultural Service.....	-2,666	-2,666	1,170	1,170	2,387	2,387
Food and Nutrition Service:									
Food Stamp Program	3,664	3,664	39,319	39,319	34,885	34,885
Child Nutrition Programs.....	606	606	13,932	13,932	13,045	13,045
Special Supplemental Nutrition Program For Women, Infants, and Children (WIC)	481	481	6,160	6,160	5,309	5,309
Other	21	21	368	368	329	329
Total--Food and Nutrition Service	4,772	4,772	59,779	59,779	53,568	53,568
Forest Service:									
National Forest System.....	115	115	1,459	1,459	1,398	1,398
Wildland Fire Management.....	342	342	2,478	2,478	2,438	2,438
Forest Service Permanent Appropriations	24	24	603	603	605	605
Other	105	105	1,350	1,350	1,392	1,392
Total--Forest Service	586	586	5,890	5,890	5,833	5,833
Other	71	4	67	888	50	838	844	42	802
Proprietary Receipts from the Public.....	183	-183	2,176	-2,176	1,687	-1,687
Intrabudgetary Transactions	-81	-81	-66	-66	-82	-82
Total--Department of Agriculture.....	7,673	1,403	6,271	112,616	21,830	90,786	106,619	22,191	84,427

Table 5. Outlays of the U.S. Government, September 2008 and Other Periods

Classification	[\$ millions]								
	This Month			Current Fiscal Year to Date			Prior Fiscal Year to Date		
	Gross Outlays	Applicable Receipts	Outlays	Gross Outlays	Applicable Receipts	Outlays	Gross Outlays	Applicable Receipts	Outlays
Department of Commerce:									
Economic Development Administration	16	(**)	17	269	1	269	271	2	269
Bureau of the Census	109	109	1,181	1,181	900	900
International Trade Administration	52	52	439	439	418	418
National Oceanic and Atmospheric Administration	416	2	414	4,303	16	4,287	3,940	9	3,931
National Institute of Standards and Technology	59	59	756	756	647	647
National Telecommunication and Information Administration	81	81	559	559	99	99
Other	-44	3	-47	286	21	265	316	28	288
Proprietary Receipts from the Public	14	-14	28	-28	71	-71
Intrabudgetary Transactions	-1	-1	-1	-1	-2	-2
Total--Department of Commerce	689	18	671	7,792	66	7,726	6,590	111	6,479
Department of Defense--Military:									
Military Personnel:									
Department of the Army	2,880	2,880	61,138	61,138	54,625	54,625
Department of the Navy	2,677	2,677	42,937	42,937	39,711	39,711
Department of the Air Force	1,675	1,675	32,090	32,090	30,757	30,757
Defense Agencies	2,776	2,776	2,452	2,452
Total--Military Personnel	7,231	7,231	138,941	138,941	127,545	127,545
Operation and Maintenance:									
Department of the Army	8,845	8,845	93,709	93,709	79,716	79,716
Department of the Navy	4,402	4,402	48,953	48,953	43,720	43,720
Department of the Air Force	4,329	4,329	49,223	49,223	45,414	45,414
Defense Agencies	6,172	6,172	52,949	52,949	47,781	47,781
Total--Operation and Maintenance	23,749	23,749	244,834	244,834	216,631	216,631
International Reconstruction and Other Assistance:									
Department of the Army	3	3	30	30	31	31
Procurement:									
Department of the Army	4,002	4,002	39,368	39,368	28,756	28,756
Department of the Navy	3,323	3,323	37,679	37,679	32,982	32,982
Department of the Air Force	4,469	4,469	34,823	34,823	33,659	33,659
Defense Agencies	670	670	5,526	5,526	4,250	4,250
Total--Procurement	12,465	12,465	117,397	117,397	99,647	99,647
Research, Development, Test, and Evaluation:									
Department of the Army	793	793	11,285	11,285	11,364	11,364
Department of the Navy	1,727	1,727	18,563	18,563	18,752	18,752
Department of the Air Force	1,763	1,763	24,666	24,666	22,919	22,919
Defense Agencies	1,834	1,834	20,607	20,607	20,101	20,101
Total--Research, Development, Test, and Evaluation	6,117	6,117	75,119	75,119	73,136	73,136
Military Construction:									
Department of the Army	78	78	2,920	2,920	2,601	2,601
Department of the Navy	111	111	1,424	1,424	1,229	1,229
Department of the Air Force	137	137	1,440	1,440	1,461	1,461
Defense Agencies	854	854	5,777	5,777	2,607	2,607
Total--Military Construction	1,180	1,180	11,561	11,561	7,898	7,898
Family Housing:									
Department of the Army	106	106	1,149	1,149	1,155	1,155
Department of the Navy	37	37	525	525	646	646
Department of the Air Force	168	168	1,406	1,406	1,284	1,284
Defense Agencies	105	105	509	(**)	509	387	(**)	387
Revolving and Management Funds:									
Department of the Army	(**)	(**)	12	12
Department of the Navy	62	62	1,491	1,491	1,756	1,756
Defense Agencies:									
Working Capital Fund	351	351	3,441	3,441	-120	-120
Other	-29	-29	-130	(**)	-130	-278	-278
Other	3	3	36	36	101	101
Trust Funds:									
Department of the Army	(**)	(**)	7	7	6	6
Department of the Navy	2	2	20	20	19	19
Department of the Air Force	1	4	-3	13	10	3	13	14	-1
Defense Agencies	39	39	225	225	232	232
Proprietary Receipts from the Public:									
Department of the Army	-474	474	645	-645	-847	847
Department of the Navy	-209	209	-114	114	231	-231
Department of the Air Force	36	-36	99	-99	78	-78
Defense Agencies	57	-57	980	-980	1,652	-1,652
Intrabudgetary Transactions:									
Department of the Army	-29	-29	-19	-19	-26	-26
Department of the Navy	-5	-5	-16	-16	-40	-40
Department of the Air Force	-45	-45	-101	-101	-63	-63
Defense Agencies	-72	-72	-128	-128	-246	-246
Offsetting Governmental Receipts:									
Department of the Army	(**)	(**)	9	-9	7	-7
Defense Agencies	(**)	(**)	(**)	(**)	(**)	(**)
Total--Department of Defense--Military	51,437	-586	52,024	596,310	1,630	594,680	529,726	1,136	528,590

Table 5. Outlays of the U.S. Government, September 2008 and Other Periods

Classification	[\$ millions]								
	This Month			Current Fiscal Year to Date			Prior Fiscal Year to Date		
	Gross Outlays	Applicable Receipts	Outlays	Gross Outlays	Applicable Receipts	Outlays	Gross Outlays	Applicable Receipts	Outlays
Department of Education:									
Office of Elementary and Secondary Education:									
Education for the Disadvantaged.....	900	900	14,872	14,872	14,487	14,487
Impact Aid.....	7	7	1,248	1,248	1,163	1,163
School Improvement Programs.....	507	507	5,365	5,365	5,484	5,484
Other.....	6	6	116	116	119	119
Total--Office of Elementary and Secondary Education.....	1,420	1,420	21,601	21,601	21,252	21,252
Office of Innovation and Improvement.....	84	84	889	889	846	846
Office of Safe and Drug-Free Schools.....	79	79	752	752	754	754
Office of English Language Acquisition.....	29	29	602	602	729	729
Office of Special Education and Rehabilitative Services:									
Special Education.....	732	732	12,280	12,280	11,778	11,778
Rehabilitation Services and Disability Research.....	277	277	3,242	3,242	3,175	3,175
Special Institutions for Persons with Disabilities.....	4	4	191	191	183	183
Office of Vocational and Adult Education.....	126	126	1,895	1,895	1,956	1,956
Office of Postsecondary Education:									
Higher Education.....	200	200	2,029	2,029	1,951	1,951
Other.....	6	1	6	247	18	229	555	26	529
Total--Office of Postsecondary Education.....	206	1	205	2,276	18	2,258	2,507	26	2,481
Office of Federal Student Aid:									
Student Financial Assistance.....	2,861	2,861	17,084	17,084	14,927	14,927
Academic Competitiveness-Smart Grant Program.....	50	50	515	515	449	449
Student Aid Administration.....	60	60	670	670	429	429
Federal Student Loan Reserve Fund.....	-239	-239	-722	-722	-793	-793
Federal Direct Student Loans.....	1	1	5,334	5,334	5,391	5,391
Federal Family Education Loans.....	16	16	4,011	4,011	6,273	6,273
Total--Federal Student Aid.....	2,749	2,749	26,891	26,891	26,676	26,676
Institute of Education Sciences.....	44	44	464	464	437	437
Hurricane Education Recovery.....	2	2	177	177	415	415
Other.....	52	52	581	581	561	561
Proprietary Receipts from the Public.....	244	-244	5,871	-5,871	4,870	-4,870
Intrabudgetary Transactions.....	-10	-10	5	5	-1	-1
Total--Department of Education.....	5,793	244	5,549	71,846	5,889	65,957	71,268	4,896	66,372
Department of Energy:									
National Nuclear Security Administration:									
Naval Reactors.....	75	75	792	792	816	816
Weapons Activities.....	533	533	6,044	6,044	6,279	6,279
Defense Nuclear Nonproliferation.....	224	224	1,745	1,745	1,535	1,535
Other.....	29	29	376	376	370	370
Environmental and Other Defense Activities:									
Defense Environmental Cleanup.....	435	435	5,643	5,643	5,859	5,859
Other Defense Activities.....	88	88	897	897	549	549
Defense Nuclear Waste Disposal.....	10	10	225	225	357	357
Other.....	(**)	(**)	-1	-1	-1	-1
Energy Programs:									
Science.....	288	288	3,854	3,854	3,697	3,697
Energy Supply.....	116	116	1,450	1,450	1,750	1,750
Energy Efficiency and Renewable Energy.....	120	120	484	484
Uranium Enrichment Decontamination and Decommissioning Fund.....	66	66	558	558	503	503
Other.....	169	(**)	169	1,423	31	1,392	1,470	31	1,439
Total--Energy Programs.....	759	(**)	758	7,769	31	7,738	7,421	31	7,390
Power Marketing Administration.....	285	-15	300	3,023	3,151	-128	2,659	2,920	-260
Departmental Administration.....	-51	-51	194	194	149	149
Proprietary Receipts from the Public.....	73	-73	1,409	-1,409	1,455	-1,455
Intrabudgetary Transactions.....	2,216	2,216	-694	-694	-1,427	-1,427
Offsetting Governmental Receipts.....	20	-20	20	-20	44	-44
Total--Department of Energy.....	4,601	79	4,522	26,015	4,611	21,404	24,566	4,449	20,117

Table 5. Outlays of the U.S. Government, September 2008 and Other Periods

Classification	[\$ millions]								
	This Month			Current Fiscal Year to Date			Prior Fiscal Year to Date		
	Gross Outlays	Applicable Receipts	Outlays	Gross Outlays	Applicable Receipts	Outlays	Gross Outlays	Applicable Receipts	Outlays
Department of Health and Human Services:									
Public Health Service:									
Food and Drug Administration	-111	1	-112	1,157	8	1,150	1,572	7	1,566
Health Resources and Services Administration	662	1	661	7,062	13	7,049	6,635	14	6,621
Indian Health Services	211	211	3,244	3,244	3,273	3,273
Centers for Disease Control and Prevention	499	499	5,825	5,825	5,553	5,553
National Institutes of Health	2,590	2,590	29,123	29,123	28,138	28,138
Substance Abuse and Mental Health Services Administration	205	205	3,129	3,129	3,180	3,180
Agency for Healthcare Research and Quality	10	10	-101	-101	137	137
Total--Public Health Service	4,066	1	4,064	49,439	20	49,419	48,488	21	48,468
Centers for Medicare and Medicaid Services:									
Grants to States for Medicaid	16,716	16,716	201,426	201,426	190,624	190,624
Payments to Health Care Trust Funds	14,064	14,064	193,008	193,008	190,743	190,743
State Children's Health Insurance Fund	656	656	6,900	6,900	6,000	6,000
Federal Hospital Insurance Trust Fund:									
Benefit Payments	15,427	15,427	223,631	223,631	204,865	204,865
Administrative Expenses	206	206	2,093	2,093	1,709	1,709
Total--FHI Trust Fund	15,633	15,633	225,724	225,724	206,574	206,574
Health Care Fraud and Abuse Control									
.....	104	104	1,118	1,118	997	997
Federal Supplementary Medical Insurance Trust Fund:									
Benefit Payments	12,825	12,825	186,920	186,920	180,646	180,646
Administrative Expenses	644	644	3,027	3,027	2,393	2,393
Total--FSMI Trust Fund	13,469	13,469	189,947	189,947	183,039	183,039
Medicare Prescription Drugs:									
Benefit Payments	430	430	43,741	43,741	49,103	49,103
Administrative Expenses	41	41	396	396	1,023	1,023
Other	20	20	420	420	1,300	1,300
Total--Centers for Medicare and Medicaid Services	61,135	61,135	862,679	862,679	829,403	829,403
Administration for Children and Families:									
Temporary Assistance for Needy Families	1,146	1,146	17,532	17,532	16,876	16,876
Payments to States for Child Support Enforcement and Family Support Programs	680	680	4,283	4,283	4,238	4,238
Low Income Home Energy Assistance	100	100	2,663	2,663	2,498	2,498
Refugee and Entrant Assistance	60	60	592	592	509	509
Child Care Entitlement to States	228	228	2,909	2,909	2,994	2,994
Payments to States for the Child Care and Development Block Grant	174	174	2,074	2,074	2,135	2,135
Social Services Block Grant	109	109	1,843	1,843	1,956	1,956
Children and Families Services Programs	688	688	9,008	9,008	8,871	8,871
Payments to States for Foster Care and Adoption Assistance	470	470	6,750	6,750	6,563	6,563
Other	175	175	815	815	588	588
Total--Administration for Children and Families	3,831	3,831	48,468	48,468	47,228	47,228
Administration on Aging	100	100	1,398	1,398	1,359	1,359
Departmental Management	5	5	2,374	2,374	2,482	(**)	2,482
Other	(**)	(**)	579	579	627	627
Proprietary Receipts from the Public	8,444	-8,444	71,359	-71,359	66,715	-66,715
Intrabudgetary Transactions:									
Payments for Health Insurance for the Aged:									
Federal Supplementary Medical Insurance Trust Fund	-12,846	-12,846	-180,436	-180,436	-179,182	-179,182
Payments for Tax and Other Credits:									
Federal Hospital Insurance Trust Fund	-1,219	-1,219	-12,570	-12,570	-11,569	-11,569
Other	-50	-50	-53	-53	-65	-65
Total--Department of Health and Human Services	55,022	8,445	46,577	771,880	71,379	700,501	738,772	66,735	672,036
Department of Homeland Security:									
Departmental Management and Operations	116	116	754	754	771	771
Citizenship and Immigration Services	228	228	2,062	2,062	1,779	1,779
United States Secret Service	134	134	1,597	1,597	1,426	1,426
Transportation Security Administration	353	353	4,503	4,503	3,654	3,654
Immigration and Customs Enforcement	449	449	4,483	4,483	3,749	3,749
Customs and Border Protection	1,159	1,159	9,984	9,984	7,922	7,922
United States Coast Guard	677	1	676	8,836	10	8,826	8,191	10	8,181
National Protection and Programs Directorate	432	432	1,549	1,549	774	774
Federal Emergency Management Administration:									
State and Local Programs	181	181	2,196	2,196	2,725	2,725
Firefighter Assistance Grants	38	38	673	673	501	501
Disaster Relief	703	703	7,462	7,462	9,911	9,911
National Flood Insurance Fund	48	115	-67	1,175	1,544	-369	1,314	1,197	117
Other	132	132	1,208	1,208	1,228	1,228
Total--Federal Emergency Management Administration	1,103	115	988	12,715	1,544	11,171	15,680	1,197	14,483
Science and Technology	107	107	959	959	1,118	1,118
Domestic Nuclear Detection Office	49	49	400	400	114	114
Other	42	42	442	442	563	563
Proprietary Receipts from the Public	-39	39	-80	80	33	-33
Intrabudgetary Transactions	-167	-167	-6	-6	-2	-2
Offsetting Governmental Receipts	436	-436	6,121	-6,121	5,328	-5,328
Total--Department of Homeland Security	4,682	513	4,169	48,279	7,595	40,683	45,739	6,567	39,172

Table 5. Outlays of the U.S. Government, September 2008 and Other Periods

Classification	[\$ millions]								
	This Month			Current Fiscal Year to Date			Prior Fiscal Year to Date		
	Gross Outlays	Applicable Receipts	Outlays	Gross Outlays	Applicable Receipts	Outlays	Gross Outlays	Applicable Receipts	Outlays
Department of Housing and Urban Development:									
Public and Indian Housing Programs:									
Tenant Based Rental Assistance.....	1,299	1,299	15,741	15,741	15,971	15,971
Housing Certificate Fund	192	192	2,650	2,650	2,718	2,718
Project-Based Rental Assistance.....	546	546	6,080	6,080	5,706	5,706
Public Housing Capital Fund.....	207	207	2,895	2,895	3,071	3,071
Public Housing Operating Fund.....	334	334	4,113	4,113	3,706	3,706
Revitalization of Severely Distressed Public Housing (Hope VI).....	73	73	526	526	516	516
Native American Housing Block Grant.....	49	49	572	572	582	582
Other	1	1	-32	-32	-18	(**)	-19
Total--Public and Indian Housing Programs.....	2,700	2,700	32,545	32,545	32,253	(**)	32,253
Community Planning and Development:									
Housing Opportunities for Persons with AIDS.....	39	39	314	314	278	278
Community Development Fund.....	649	649	8,935	8,935	10,867	10,867
Home Investment Partnership Program.....	156	156	1,969	1,969	1,876	1,876
Homeless Assistance Grants.....	118	118	1,440	1,440	1,386	1,386
Other	13	(**)	13	90	1	89	79	(**)	79
Total--Community Planning and Development.....	975	(**)	974	12,749	1	12,748	14,486	(**)	14,485
Housing Programs:									
Credit Accounts:									
FHA-Mutual Mortgage Insurance Fund, Program Account.....	5	5	4,595	4,595	1,384	1,384
FHA-Mutual Mortgage Insurance Capital Reserve Account.....	26	26	-1,289	-1,289	-1,724	-1,724
FHA-Mutual Mortgage and Cooperative Housing Insurance Fund, Liquidating Account.....	3	1	1	49	13	36	65	63	3
FHA-General and Special Risk Fund, Program Account.....	7	7	376	376	165	165
FHA-General and Special Risk Fund, Liquidating Account.....	20	9	10	183	264	-80	388	221	168
Housing for the Elderly or Handicapped Fund, Liquidating Account	2	86	-84	2	999	-997	(**)	1,346	-1,346
Home Ownership Preservation Equity Fund	20	20
Housing for the Elderly.....	89	89	1,008	1,008	978	978
Housing for Persons with Disabilities.....	78	78	849	849	816	816
Other Assisted Housing Programs.....	5	(**)	5	56	(**)	56	54	(**)	54
Other	2	4	-2	16	41	-25	4	25	-21
Total--Housing Programs.....	236	100	136	5,866	1,317	4,549	2,130	1,654	476
Government National Mortgage Association:									
Guarantees of Mortgage-Backed Securities	7	40	-34	67	583	-516	57	417	-360
Management and Administration	142	142	1,600	1,600	1,564	1,564
Other	23	23	242	242	226	226
Proprietary Receipts from the Public:									
FHA-General and Special Risk Fund.....	60	-60	1,511	-1,511	2,759	-2,759
Other	459	-459	494	-494	238	-238
Intrabudgetary Transactions	-5	-5	(**)	(**)	-15	-15
Offsetting Governmental Receipts.....	(**)	(**)	72	-72	73	-73
Total--Department of Housing and Urban Development.....	4,077	660	3,417	53,068	3,976	49,092	50,701	5,142	45,559
Department of the Interior:									
Land and Minerals Management:									
Bureau of Land Management:									
Management of Lands and Resources	101	101	845	845	832	832
Other.....	164	16	148	793	152	641	761	165	596
Minerals Management Service.....	328	328	2,647	2,647	2,057	2,057
Office of Surface Mining Reclamation and Enforcement.....	36	36	488	488	419	419
Total--Land and Minerals Management	629	16	614	4,774	152	4,621	4,068	165	3,903
Water and Science:									
Bureau of Reclamation:									
Water and Related Resources.....	102	102	708	708	772	772
Other.....	44	15	30	525	272	253	564	260	304
United States Geological Survey	88	88	989	989	951	951
Other	2	2	55	55	50	50
Total--Water and Science	236	15	221	2,276	272	2,004	2,336	260	2,076
Fish and Wildlife and Parks:									
United States Fish and Wildlife Service.....	209	209	2,270	2,270	2,119	2,119
National Park Service	267	267	2,829	2,829	2,612	2,612
Total--Fish and Wildlife and Parks	476	476	5,099	5,099	4,731	4,731
Bureau of Indian Affairs And Bureau of Indian Education.....									
203	(**)	203	2,448	1	2,447	2,425	5	2,420	
Departmental Offices:									
Insular Affairs.....	134	134	387	387	415	415
Office of the Special Trustee for American Indians.....	36	36	532	532	423	423
Department-Wide Programs	3	3	1,540	1,540	1,812	1,812
Other	41	41	220	220	210	210
Proprietary Receipts from the Public.....	755	-755	6,478	-6,478	5,091	-5,091
Intrabudgetary Transactions	13	13	-485	-485	-403	-403
Total--Department of the Interior.....	1,771	786	985	16,790	6,903	9,887	16,017	5,520	10,497

Table 5. Outlays of the U.S. Government, September 2008 and Other Periods

Classification	[\$ millions]			Current Fiscal Year to Date			Prior Fiscal Year to Date		
	This Month			Gross Outlays	Applicable Receipts	Outlays	Gross Outlays	Applicable Receipts	Outlays
	Gross Outlays	Applicable Receipts	Outlays						
Department of Justice:									
General Administration	191	191	1,932	1,932	1,882	1,882
Legal Activities and United States Marshals:									
General Legal Activities	75	75	747	747	682	682
United States Attorneys	160	160	1,712	1,712	1,634	1,634
United States Marshals Service	-22	-22	880	880	796	796
Assets Forfeiture Fund	46	46	1,252	1,252	1,052	1,052
Other	78	78	531	531	374	374
Federal Bureau of Investigation	625	625	6,288	6,288	5,724	5,724
Drug Enforcement Administration	179	179	2,026	2,026	1,826	1,826
Bureau of Alcohol, Tobacco, Firearms, and Explosives	91	91	1,053	1,053	944	944
Federal Prison System	545	22	523	5,971	316	5,655	5,478	306	5,173
Office of Justice Programs:									
State and Local Law Enforcement Assistance	120	120	1,502	1,502	1,336	1,336
Crime Victims Fund	89	89	611	611	581	581
Other	87	87	1,564	1,564	1,902	1,902
Other	71	71	685	685	722	722
Proprietary Receipts from the Public	21	-21	103	-103	80	-80
Intrabudgetary Transactions	37	37	588	588	-872	-872
Offsetting Governmental Receipts	32	-32	379	-379	325	-325
Total--Department of Justice	2,371	75	2,296	27,342	798	26,544	24,062	711	23,351
Department of Labor:									
Employment and Training Administration:									
Training and Employment Services	296	296	4,307	4,307	5,158	5,158
Community Service Employment for Older Americans	42	42	483	483	437	437
Federal Unemployment Benefits and Allowances	25	25	743	743	759	759
State Unemployment Insurance and Employment Service Operations	73	73	91	91	224	224
Advances to the Unemployment Trust Fund And Other Funds	41	41	18	18
Program Administration	5	5	98	98	126	126
Unemployment Trust Fund:									
Federal-State Unemployment Insurance:									
State Unemployment Benefits	5,146	5,146	42,908	42,908	32,483	32,483
State Administrative Expenses	210	210	3,417	3,417	3,213	3,213
Federal Administrative Expenses	36	36	504	504	448	448
Other	(**)	(**)	4	4	4	4
Total--Unemployment Trust Fund	5,393	5,393	46,832	46,832	36,147	36,147
Other	(**)	(**)	3	3	3	3
Total--Employment and Training Administration	5,836	5,836	52,599	52,599	42,871	42,871
Pension Benefit Guaranty Corporation	381	718	-337	4,688	3,311	1,377	4,576	4,119	457
Employment Standards Administration:									
Salaries and Expenses	26	26	412	412	403	403
Special Benefits	-848	-848	55	55	114	114
Energy Employees Occupational Illness Compensation Fund									
.....	83	83	1,068	1,068	954	954
Special Benefits for Disabled Coal Miners	21	21	264	264	291	291
Black Lung Disability Trust Fund	766	766	1,067	1,067	1,064	1,064
Other	48	48	329	329	338	338
Occupational Safety and Health Administration	35	35	491	491	472	472
Mine Safety and Health Administration	27	27	345	345	298	298
Bureau of Labor Statistics	32	32	466	466	467	467
Departmental Management	173	173	1,217	1,217	476	476
Other	11	11	142	142	136	136
Proprietary Receipts from the Public	17	-17	52	-52	38	-38
Intrabudgetary Transactions	-113	-113	-726	-726	-762	-762
Total--Department of Labor	6,477	735	5,742	62,418	3,363	59,055	51,699	4,157	47,543
Department of State:									
Administration of Foreign Affairs:									
Diplomatic and Consular Programs	833	833	6,040	6,040	4,983	4,983
Embassy Security, Construction, and Maintenance	120	120	1,149	1,149	892	892
Payment to Foreign Service Retirement And Disability Fund									
.....	83	83	242	242	200	200
Foreign Service Retirement and Disability Fund	64	64	787	787	746	746
Other	-185	-185	538	538	796	796
Total--Administration of Foreign Affairs	915	915	8,756	8,756	7,616	7,616
International Organizations and Conferences	83	83	3,089	3,089	2,119	2,119
Migration and Refugee Assistance	43	43	1,137	1,137	1,070	1,070
International Narcotics Control and Law Enforcement	9	9	705	705	238	238
Andean Counterdrug Initiative	-17	-17	757	757	698	698
Other	490	490	3,413	3,413	2,284	2,284
Proprietary Receipts from the Public	19	-19	13	-13	24	-24
Intrabudgetary Transactions	-158	-158	-339	-339	-252	-252
Total--Department of State	1,365	19	1,347	17,518	13	17,505	13,773	24	13,749

Table 5. Outlays of the U.S. Government, September 2008 and Other Periods

Classification	[\$ millions]								
	This Month			Current Fiscal Year to Date			Prior Fiscal Year to Date		
	Gross Outlays	Applicable Receipts	Outlays	Gross Outlays	Applicable Receipts	Outlays	Gross Outlays	Applicable Receipts	Outlays
Department of Transportation:									
Office of the Secretary	91	91	255	255	305	305
Federal Aviation Administration:									
Operations	701	701	2,121	2,121	2,455	2,455
Airport and Airway Trust Fund:									
Grants-In-Aid for Airports	367	367	3,808	3,808	3,874	3,874
Facilities and Equipment	239	239	2,458	2,458	2,290	2,290
Research, Engineering, and Development	13	13	119	119	152	152
Trust Fund Share of FAA Operations	6,397	6,397	5,628	5,628
Total--Airport and Airway Trust Fund	619	619	12,782	12,782	11,944	11,944
Other	25	50	-25	15	199	-184	-42	203	-245
Total--Federal Aviation Administration	1,345	50	1,295	14,918	199	14,719	14,357	203	14,154
Federal Highway Administration:									
Highway Trust Fund:									
Federal-Aid Highways	3,811	3,811	35,716	35,716	33,708	33,708
Other	14	14	144	11	133	161	161
Other Programs	8,116	8,116	9,327	9,327	1,117	1,117
Total--Federal Highway Administration	11,942	11,942	45,187	11	45,176	34,985	34,985
Federal Motor Carrier Safety Administration	41	41	504	504	455	455
National Highway Traffic Safety Administration	75	75	737	737	665	665
Federal Railroad Administration	18	(*)	18	1,481	4	1,477	1,477	5	1,472
Federal Transit Administration:									
Formula Grants	94	94	1,330	1,330	2,043	2,043
Capital Investment Grants	294	294	2,473	2,473	2,662	2,662
Formula and Bus Grants	1,016	1,016	5,969	5,969	4,194	4,194
Other	26	26	234	234	300	300
Total--Federal Transit Administration	1,430	1,430	10,005	10,005	9,199	9,199
Maritime Administration	82	28	54	747	347	401	786	271	515
Other	1	2	-1	66	19	47	138	19	120
Proprietary Receipts from the Public	36	-36	273	-273	81	-81
Intrabudgetary Transactions	-8,027	-8,027	-8,040	-8,040	-27	-27
Offsetting Governmental Receipts	1	-1	64	-64	61	-61
Total--Department of Transportation	6,998	117	6,881	65,861	917	64,945	62,341	640	61,701
Department of the Treasury:									
Departmental Offices:									
Exchange Stabilization Fund	101	-101	1,214	-1,214	-457	909	-1,367
Other	193	193	1,094	1,094	753	753
Financial Management Service:									
Payment to the Resolution Funding Corporation	1,393	1,393	1,987	1,987
Financial Agent Services	45	45	520	520	439	439
Interest Paid to Credit Financing Accounts	5,381	5,381	5,407	5,407	4,604	4,604
Claims, Judgements, and Relief Acts	85	85	791	791	1,184	1,184
Other	100	100	890	890	950	(**)	950
Total--Financial Management Service	5,611	5,611	9,001	9,001	9,165	(**)	9,165
Federal Financing Bank	-324	-324	-694	-694	-496	-496
Alcohol and Tobacco Tax and Trade Bureau:									
Salaries and Expenses	7	7	93	93	90	90
Internal Revenue Collections for Puerto Rico	14	14	373	373	462	462
Bureau of Engraving and Printing	8	8	22	22	-11	-11
United States Mint	218	16	202	2,194	2,256	-63	1,864	1,937	-73
Bureau of the Public Debt	46	46	292	292	304	304
Internal Revenue Service:									
Taxpayer Services	200	200	2,342	2,342	2,362	2,362
Enforcement	406	406	4,768	4,768	4,663	4,663
Central Fiscal Operations	(**)	(**)	(**)	(**)	(**)	(**)
Operations Support	353	353	3,859	3,859	3,393	3,393
Payment Where Earned Income Credit Exceeds Liability for Tax	38	38	40,601	40,601	38,274	38,274
Payment Where Recovery Rebate Exceeds Liability for Tax	227	227	15,281	15,281
Payment Where Child Credit Exceeds Liability for Tax	214	214	34,018	34,018	16,159	16,159
Refunding Internal Revenue Collections,									
Interest	171	171	4,487	4,487	3,282	3,282
Other	36	2	34	413	8	405	402	10	392
Total--Internal Revenue Service	1,645	2	1,643	105,769	8	105,761	68,535	10	68,525
Comptroller of the Currency	54	360	-305	660	740	-81	604	707	-103
Office of Thrift Supervision	21	4	17	204	236	-31	181	208	-27
Interest on the Public Debt:									
Interest on Treasury Debt Securities (Gross):									
Public Issues (Accrual Basis)	19,147	19,147	238,330	238,330	235,326	235,326
Special Issues (Cash Basis)	736	736	212,824	212,824	194,652	194,652
Total--Interest on Treasury Debt Securities (Gross)	19,883	19,883	451,154	451,154	429,978	429,978
Total--Interest on the Public Debt	19,883	19,883	451,154	451,154	429,978	429,978
Other	8	8	83	83	79	79
Proprietary Receipts from the Public	11,408	-11,408	12,816	-12,816	11,970	-11,970
Intrabudgetary Transactions	-1,398	-1,398	-4,171	-4,171	-4,707	-4,707
Total--Department of the Treasury	25,988	11,890	14,098	566,074	17,270	548,805	506,343	15,742	490,601

Table 5. Outlays of the U.S. Government, September 2008 and Other Periods

Classification	[\$ millions]								
	This Month			Current Fiscal Year to Date			Prior Fiscal Year to Date		
	Gross Outlays	Applicable Receipts	Outlays	Gross Outlays	Applicable Receipts	Outlays	Gross Outlays	Applicable Receipts	Outlays
Department of Veterans Affairs:									
Veterans Health Administration:									
Medical Care	2,983	2,983	34,279	34,279	29,628	29,628
Medical Administration.....	340	340	3,635	3,635	3,640	3,640
Other	72	25	47	814	305	509	749	283	466
Benefit Programs:									
Public Enterprise Funds:									
Veterans Housing Benefit Program Fund.....	64	2	62	971	32	939	216	43	174
Compensation and Pensions	305	305	40,241	40,241	34,600	34,600
Readjustment Benefits.....	205	205	3,210	3,210	2,999	2,999
Insurance Funds:									
National Service Life.....	107	107	1,163	1,163	1,169	1,169
Veterans Special Life.....	16	2	14	144	158	-14	136	161	-25
Other	207	200	7	1,495	1,413	82	1,540	1,458	82
Total--Benefit Programs.....	904	204	699	47,224	1,603	45,621	40,660	1,662	38,998
Departmental Administration.....	454	454	4,981	(*)	4,981	3,697	(**)	3,697
Proprietary Receipts from the Public:									
National Service Life.....	6	-6	135	-135	139	-139
Other	229	-229	4,097	-4,097	3,467	-3,467
Intrabudgetary Transactions	-2	-2	-10	-10	-3	-3
Total--Department of Veterans Affairs	4,749	465	4,284	90,923	6,140	84,783	78,372	5,552	72,820
Corps of Engineers:									
Construction	88	88	1,385	1,385	1,617	1,617
Operation and Maintenance.....	210	210	1,468	1,468	1,310	1,310
Flood Control and Coastal Emergencies	88	88	725	725	-853	-853
Harbor Maintenance Trust Fund.....	64	64	766	766	891	891
Rivers and Harbors Contributed Funds.....	41	41	300	300	338	338
Other	41	41	1,071	1,071	1,138	1,138
Proprietary Receipts from the Public.....	44	-44	629	-629	512	-512
Intrabudgetary Transactions	(**)	(**)	-10	-10	-10	-10
Total--Corps of Engineers.....	531	44	487	5,706	629	5,077	4,430	512	3,918
Other Defense Civil Programs:									
Military Retirement:									
Payment to Military Retirement Fund.....	46,187	46,187	26,048	26,048
Military Retirement Fund.....	3,872	3,872	45,820	45,820	43,510	43,510
Retiree Health Care:									
Payment to Department of Defense Medicare-Eligible Retiree Health Care Fund.....	12,930	12,930	15,608	15,608
Department of Defense Medicare-Eligible Retiree Health Care Fund.....	544	544	7,915	7,915	7,604	7,604
Educational Benefits	22	22	395	395	425	425
Other	27	27	226	226	175	175
Proprietary Receipts from the Public.....	1	-1	15	-15	16	-16
Intrabudgetary Transactions	-589	-589	-67,674	-67,674	-46,242	-46,242
Total--Other Defense Civil Programs	3,877	1	3,875	45,799	15	45,784	47,128	16	47,112
Environmental Protection Agency:									
Science and Technology.....	65	65	790	790	788	788
Environmental Programs and Management.....	172	172	2,305	2,305	2,310	2,310
State and Tribal Assistance Grants.....	335	335	3,761	3,761	3,938	3,938
Payment to the Hazardous Substance Superfund	985	985	1,040	1,040
Hazardous Substance Superfund	146	146	1,027	1,027	1,302	1,302
Other	39	(**)	39	211	22	189	210	22	188
Proprietary Receipts from the Public.....	23	-23	110	-110	244	-244
Intrabudgetary Transactions	-39	-39	-985	-985	-1,040	-1,040
Offsetting Governmental Receipts	1	-1	23	-23	23	-23
Total--Environmental Protection Agency.....	719	25	695	8,094	155	7,938	8,547	289	8,258
Executive Office of the President:									
The White House.....									
The White House.....	11	11	170	170	167	167
Office of Management and Budget	6	6	78	78	75	75
Unanticipated Needs:									
Iraq Relief and Reconstruction Fund.....	-153	-153	840	840	2,581	2,581
Other	58	58
Other	6	6	86	86	80	80
Proprietary Receipts from the Public.....	(**)	(**)	1	-1	1	-1
Intrabudgetary Transactions	(**)	(**)	-2	-2	-2	-2
Total--Executive Office of the President	-130	(**)	-130	1,172	1	1,172	2,958	1	2,957
General Services Administration:									
Real Property Activities.....	-74	-74	83	83	-1	-1
Supply and Technology Activities	20	20	72	72	-94	-94
General Activities.....	18	18	208	208	235	235
Proprietary Receipts from the Public.....	-2	2	22	-22	99	-99
Intrabudgetary Transactions	(**)	(**)	2	2	-9	-9
Total--General Services Administration.....	-36	-2	-34	364	22	342	131	99	32

Table 5. Outlays of the U.S. Government, September 2008 and Other Periods

Classification	[\$ millions]								
	This Month			Current Fiscal Year to Date			Prior Fiscal Year to Date		
	Gross Outlays	Applicable Receipts	Outlays	Gross Outlays	Applicable Receipts	Outlays	Gross Outlays	Applicable Receipts	Outlays
International Assistance Program:									
International Security Assistance:									
Foreign Military Financing Program	211	211	4,661	4,661	4,326	4,326
Economic Support Fund	1,173	1,173	4,089	4,089	3,285	3,285
Other	198	27	171	1,016	277	739	784	385	399
Proprietary Receipts from the Public.....	139	-139	139	-139	26	-26
Total--International Security Assistance.....	1,582	167	1,415	9,766	417	9,350	8,395	411	7,984
Multilateral Assistance:									
Contribution to the International Development Association									
.....	950	950	1,435	1,435
Other	557	557	1,260	1,260	761	761
Proprietary Receipts from the Public.....	7	-7
Total--Multilateral Assistance.....	557	557	2,210	2,210	2,196	7	2,189
International Development Assistance:									
Agency for International Development:									
Sustainable Development Assistance Program	295	295	1,370	1,370	1,379	1,379
Child Survival and Disease Programs.....	-225	-225	1,698	1,698	1,567	1,567
Operating Expenses	51	51	682	682	621	621
Other	304	41	263	1,181	695	486	1,254	620	635
Proprietary Receipts from the Public.....	102	-102	135	-135	22	-22
Intrabudgetary Transactions	39	39	83	83	-54	-54
Total--Agency for International Development.....	465	143	322	5,014	829	4,185	4,768	642	4,126
Overseas Private Investment Corporation:									
Overseas Private Investment Corporation Account.....									
.....	5	11	-6	141	275	-134	195	289	-94
Proprietary Receipts from the Public.....	(**)	(**)	552	-552	322	-322
Total--Overseas Private Investment Corporation.....	5	11	-6	141	828	-686	195	611	-416
Peace Corps.....	27	(**)	27	336	-1	337	334	(**)	334
Other	11	11	94	(**)	94	93	93
Total--International Development Assistance.....	507	154	353	5,585	1,656	3,929	5,390	1,254	4,137
International Monetary Programs.....	39	39	16	16	-258	-258
Military Sales Programs:									
Foreign Military Sales Trust Fund	1,767	1,767	17,174	17,174	14,188	14,188
Proprietary Receipts from the Public.....	1,909	-1,909	21,831	-21,831	15,833	-15,833
Other	85	(**)	85	581	2	579	360	2	358
Total--International Assistance Program.....	4,535	2,229	2,306	35,332	23,905	11,427	30,270	17,506	12,764
National Aeronautics and Space Administration:									
Science, Aeronautics, and Exploration	1,268	1,268	11,283	11,283	9,303	9,303
Space Operations.....	585	585	6,474	6,474	6,375	6,375
Other	22	22	82	82	193	193
Proprietary Receipts from the Public.....	2	-2	6	-6	11	-11
Intrabudgetary Transactions	-1	-1	1	1	(**)	(**)
Total--National Aeronautics and Space Administration.....	1,874	2	1,872	17,840	6	17,834	15,872	11	15,861
National Science Foundation:									
Research and Related Activities	312	312	4,425	4,425	4,141	4,141
Education and Human Resources	196	196	900	900	909	909
Other	63	63	523	523	480	480
Proprietary Receipts from the Public.....	(**)	(**)	1	-1	2	-2
Total--National Science Foundation.....	571	(**)	570	5,849	1	5,848	5,530	2	5,529
Office of Personnel Management:									
Government Payment for Annuitants, Employees Health and Life Insurance Benefits.....									
.....	741	741	8,755	8,755	8,600	8,600
Payment to Civil Service Retirement And Disability Fund									
.....	30,938	30,938	30,938	30,938	30,996	30,996
Civil Service Retirement and Disability Fund	5,345	5,345	63,688	63,688	78,146	78,146
Employees Life Insurance Fund	200	227	-27	2,490	3,934	-1,444	2,397	4,036	-1,638
Employees and Retired Employees Health Benefits Fund.....	2,951	2,850	101	35,621	35,285	336	33,596	34,628	-1,031
Other	-156	-156	-99	-99	-106	-106
Proprietary Receipts from the Public.....	(**)	(**)	3	-3	11	-11
Intrabudgetary Transactions:									
Postal Service Contributions.....	-5,600	-5,600	-6,802	-6,802	-25,491	-25,491
Civil Service Retirement and Disability Fund:									
General Fund Contributions.....	-30,938	-30,938	-30,938	-30,938	-30,996	-30,996
Other.....	-3	-3	-38	-38	-38	-38
Total--Office of Personnel Management.....	3,478	3,078	400	103,614	39,221	64,393	97,105	38,674	58,431
Small Business Administration:									
Public Enterprise Funds:									
Business Loan Fund.....	-4	1	-4	500	20	480	545	25	521
Disaster Loan Fund	9	(**)	8	292	4	289	1,185	4	1,181
Other	(**)	1	(**)	6	7	-1	6	9	-3
Other	71	71	502	502	250	(**)	250
Proprietary Receipts from the Public.....	(**)	(**)	743	-743	774	-774
Intrabudgetary Transactions	(**)	(**)	(**)	(**)
Total--Small Business Administration.....	77	2	75	1,300	773	528	1,986	811	1,175

Table 5. Outlays of the U.S. Government, September 2008 and Other Periods

Classification	[\$ millions]								
	This Month			Current Fiscal Year to Date			Prior Fiscal Year to Date		
	Gross Outlays	Applicable Receipts	Outlays	Gross Outlays	Applicable Receipts	Outlays	Gross Outlays	Applicable Receipts	Outlays
Social Security Administration:									
Payments to Social Security Trust Funds	7	7	17,823	17,823	19,327	19,327
Supplemental Security Income Program.....	427	427	43,872	43,872	38,461	38,461
Federal Old-Age and Survivors Insurance Trust Fund									
(Off-Budget):									
Benefit Payments.....	42,644	42,644	502,993	502,993	479,747	479,747
Administrative Expenses.....	339	339	3,258	3,258	3,070	3,070
Payment to Railroad Retirement Account	3,632	3,632	3,575	3,575
Total-FOASI Trust Fund	42,983	42,983	509,883	509,883	486,391	486,391
Federal Disability Insurance Trust Fund									
(Off-Budget):									
Benefit Payments.....	8,935	8,935	104,328	104,328	97,061	97,061
Administrative Expenses.....	240	240	2,494	2,494	2,343	2,343
Payment to Railroad Retirement Account.....	418	418	445	445
Other	(**)	(**)	(**)	(**)	(**)	(**)
Total-FDI Trust Fund	9,176	9,176	107,240	107,240	99,850	99,850
Other	-13	-13	166	166	136	136
Proprietary Receipts from the Public:									
On-Budget	439	-439	3,270	-3,270	3,007	-3,007
Off-Budget	3	-3	103	-103	71	-71
Intrabudgetary Transactions:									
On-Budget:									
Quinquennial Adjustment for Military Service Credits
Off-Budget ¹	-7	-7	-17,813	-17,813	-19,325	-19,325
Total--Social Security Administration	52,574	443	52,131	661,171	3,373	657,799	624,840	3,078	621,761
Other Independent Agencies:									
Broadcasting Board of Governors.....	69	-1	71	720	-1	721	651	(**)	650
Corporation for National and Community Service	78	78	891	891	899	899
Corporation for Public Broadcasting	448	448	464	464
District of Columbia:									
Courts.....	26	26	266	266	236	(**)	236
General and Special Payments.....	60	60	453	(**)	453	437	(**)	437
Other	13	13
Equal Employment Opportunity Commission.....	26	(**)	26	322	4	317	328	5	323
Export-Import Bank of the United States.....	-18	-2	-16	499	1,100	-601	469	1,834	-1,365
Federal Communications Commission:									
Universal Service Fund.....	691	691	7,882	7,882	7,478	7,478
Spectrum Auction Program Account.....	1	1	6	6	32	32
Other	-297	2	-300	-214	24	-237	-260	27	-287
Federal Deposit Insurance Corporation:									
Deposit Insurance Fund.....	2,205	2,205	17,470	17,470	-1,235	-1,235
FSLIC Resolution Fund.....	2	5	-4	582	175	407	438	228	211
Office of Inspector General	23	23	23	23	26	26
Total-Federal Deposit Insurance Corporation	2,230	5	2,225	18,075	175	17,900	-771	228	-999
Federal Drug Control Programs.....	51	51	379	379	377	377
Federal Housing Finance Agency.....	-6	-6	-6	-6
Intelligence Community Management Account	51	51	360	360	699	699
Legal Services Corporation.....	28	28	346	346	349	349
National Archives and Records Administration	32	2	30	380	22	358	359	34	325
National Credit Union Administration	2,244	1,131	1,113	2,893	1,921	972	323	686	-363
National Endowment for the Arts	16	(**)	16	135	1	134	125	(**)	125
National Endowment for the Humanities.....	12	12	140	140	138	138
Institute of Museum and Library Services	24	24	253	253	256	256
National Labor Relations Board	19	(**)	19	250	(**)	250	253	(**)	252
Nuclear Regulatory Commission.....	80	51	29	876	764	112	759	669	89
Postal Service:									
Public Enterprise Funds (Off-Budget)	12,129	6,095	6,034	78,791	76,373	2,417	81,262	76,169	5,093
Payments to the Postal Service Fund	109	109	104	104

Table 5. Outlays of the U.S. Government, September 2008 and Other Periods

Classification	[\$ millions]								
	This Month			Current Fiscal Year to Date			Prior Fiscal Year to Date		
	Gross Outlays	Applicable Receipts	Outlays	Gross Outlays	Applicable Receipts	Outlays	Gross Outlays	Applicable Receipts	Outlays
Other Independent Agencies:—Continued									
Railroad Retirement Board:									
Federal Windfall Subsidy	6	6	78	78	86	86
Federal Payments to the Railroad Retirement Accounts.....	(**)	(**)	359	359	460	460
Railroad Unemployment Insurance Trust Fund:									
Benefit Payments.....	8	8	83	83	74	74
Transfer to Administrative Funds	1	1	16	16
Rail Industry Pension Fund:									
Benefit Payments.....	350	350	4,020	4,020	4,027	4,027
Advances from FOASDI Fund.....	-104	-104	-1,248	-1,248	-1,229	-1,229
OASDI Certifications	104	104	1,248	1,248	1,230	1,230
Administrative Expenses.....	3	3	2	2	102	102
Transfer to Administrative Funds	3	3	61	61
Other.....	(**)	(**)	1	1	7	7
National Railroad Retirement Investment Trust:									
Administrative Expenses.....	8	8	77	77	55	55
Transfers to the Railroad Retirement Trust Funds From the National Railroad Retirement Investment Trust.....	138	138	1,298	1,298	1,391	1,391
Railroad Social Security Equivalent Benefit Account:									
Benefit Payments.....	489	489	6,119	6,119	5,862	5,862
Transfer to Administrative Funds	1	1	31	31
Other	(**)	(**)	(**)	(**)
Proprietary Receipts from the Public.....	-345	345	-2,180	2,180	3,927	-3,927
Intrabudgetary Transactions:									
Payments from Other Funds to the Railroad Retirement Trust Funds	-4,050	-4,050	-4,020	-4,020
Payments from the Railroad Retirement Trust Funds To Other.....	-138	-138	-1,657	-1,657	-1,851	-1,851
Total--Railroad Retirement Board	868	-345	1,213	6,439	-2,180	8,619	6,194	3,927	2,267
Securities and Exchange Commission.....	-388	-388	-105	-105	-710	-710
Smithsonian Institution.....	75	(**)	75	809	(**)	809	776	(**)	776
Tennessee Valley Authority	4,114	4,008	106	28,286	27,975	311	19,400	19,959	-559
Other	315	28	286	2,166	492	1,674	1,673	490	1,184
Total--Other Independent Agencies	22,529	10,975	11,554	151,859	106,669	45,190	122,300	104,029	18,271
Undistributed Offsetting Receipts:									
Other Interest.....	(**)	(**)	10	-10	1	-1
Employer Share, Employee Retirement:									
Department of Health and Human Services:									
Federal Hospital Insurance Trust Fund:									
Federal Employer Contributions.....	-248	-248	-2,922	-2,922	-2,826	-2,826
Postal Service Employer Contributions	-74	-74	-788	-788	-712	-712
Department of State:									
Foreign Service Retirement and Disability Fund	-19	-19	-219	-219	-208	-208
Other Defense Civil Programs:									
Military Retirement Fund.....	-1,375	-1,375	-19,034	-19,034	-16,817	-16,817
Department of Defense Medicare-Eligible Retiree Health Care Fund.....									
.....	-11,496	-11,496	-11,547	-11,547
Office of Personnel Management:									
Civil Service Retirement and Disability Fund	-1,526	-1,526	-18,570	-18,570	-17,363	-17,363
Social Security Administration (Off-Budget):									
Federal Old-Age and Survivors Insurance Trust Fund:									
Federal Employer Contributions.....	-995	-995	-11,231	-11,231	-10,514	-10,514
Federal Disability Insurance Trust Fund:									
Federal Employer Contributions.....	-169	-169	-1,906	-1,906	-1,785	-1,785
Payments for Military Service Credits	-8	-8
Other	-2	-2	-4	-4	-2	-2
Total--Employer Share, Employee Retirement.....	-4,407	-4,407	-66,177	-66,177	-61,774	-61,774

Table 5. Outlays of the U.S. Government, September 2008 and Other Periods

Classification	[\$ millions]								
	This Month			Current Fiscal Year to Date			Prior Fiscal Year to Date		
	Gross Outlays	Applicable Receipts	Outlays	Gross Outlays	Applicable Receipts	Outlays	Gross Outlays	Applicable Receipts	Outlays
Undistributed Offsetting Receipts:—Continued									
Interest Received by Trust Funds:									
Judicial Branch:									
Judicial Survivors Annuity Fund	-2	-2	-14	-14	-23	-23
Department of Health and Human Services:									
Federal Hospital Insurance Trust Fund	-7	-7	-15,910	-15,910	-16,140	-16,140
Federal Supplementary Medical Insurance Trust Fund	-17	-17	-3,151	-3,151	-1,986	-1,986
Department of Homeland Security:									
Oil Spill Liability Trust Fund	-4	-4	(**)	(**)	-30	-30
Other	(**)	(**)	-74	-74	-75	-75
Department of Labor:									
Unemployment Trust Fund	-44	-44	-3,645	-3,645	-3,203	-3,203
Department of State:									
Foreign Service Retirement and Disability Fund	(**)	(**)	-781	-781	-771	-771
Department of Transportation:									
Airport and Airway Trust Fund	-2	-2	-433	-433	-472	-472
Department of Veterans Affairs:									
National Service Life Insurance Fund	-2	-2	-556	-556	-591	-591
United States Government Life Insurance Fund	(**)	(**)	-2	-2	-2	-2
Corps of Engineers	-4	-4	-137	-137	-183	-183
Other Defense Civil Programs:									
Military Retirement Fund	-839	-839	-15,531	-15,531	-10,621	-10,621
Educational Benefits Fund	-6	-6	-84	-84	-61	-61
Armed Forces Retirement Home	(**)	(**)	-7	-7	-7	-7
Environmental Protection Agency	-1	-1	-208	-208	-266	-266
Office of Personnel Management:									
Civil Service Retirement and Disability Fund	-36	-36	-37,234	-37,234	-37,258	-37,258
Social Security Administration (Off-Budget):									
Federal Old-Age and Survivors Insurance Trust Fund	-41	-41	-102,720	-102,720	-95,069	-95,069
Federal Disability Insurance Trust Fund	-15	-15	-10,998	-10,998	-10,934	-10,934
Independent Agencies:									
Railroad Retirement Board	-7	-7	-68	-68	-71	-71
Other	-2	-2	-33	-33	-39	-39
Other	-2	-2	51	51	-161	-161
Total--Interest Received by Trust Funds	-1,030	-1,030	-191,537	-191,537	-177,963	-177,963
Digital Television Transition and Public Safety Fund	21,779	21,779
Rents and Royalties on the Outer Continental Shelf Lands	1,413	-1,413	18,285	-18,285	6,762	-6,762
Spectrum Auction Proceeds	(**)	(**)	6,850	-6,850
Spectrum Relocation Activities	(**)	(**)	6,850	-6,850
Total--Undistributed Offsetting Receipts	-5,437	1,413	-6,850	-257,714	20,075	-277,789	-239,738	20,463	-260,201
Total Outlays	269,798	43,079	226,718	3,325,973	347,309	2,978,664	3,058,394	329,195	2,729,199
Total On-Budget	206,737	36,981	169,755	2,774,736	270,833	2,503,903	2,528,518	252,955	2,275,562
Total Off-Budget	63,061	6,098	56,963	551,237	76,476	474,761	529,876	76,240	453,636
Total Surplus (+) or Deficit			+45,726			-454,806			-161,527
Total On-Budget			+48,606			-638,090			-342,978
Total Off-Budget			-2,880			+183,284			+181,452

MEMORANDUM
Receipts Offset Against Outlays
(In Millions)

	Current Fiscal Year to Date	Comparable Period Prior Fiscal Year
Proprietary Receipts	153,051	140,172
Receipts from Off-Budget Federal Entities
Intrabudgetary Transactions	596,152	569,817
Governmental Receipts	9,231	13,380
Total Receipts Offset Against Outlays	758,434	723,369

¹Includes FICA and SECA tax credits, non-contributory military service credits, special benefits for the aged, and credit for the unnegotiated OASI benefit checks.
² Applicable receipts decreased by \$17,178 million to reflect additional reporting by the Department of Commerce for June 2008.

Note: Details may not add to totals due to rounding.
(**) Less than \$500,000
... No Transactions

This Page Left Blank Intentionally

Table 6. Means of Financing the Deficit or Disposition of Surplus by the U.S. Government, September 2008 and Other Periods

Classification	[\$ millions]					
	Net Transactions (-) denotes net reduction of either liability or asset accounts			Account Balances Current Fiscal Year		
	This Month	Fiscal Year to Date		Beginning of		Close of This Month
This Year		Prior Year	This Year	This Month		
Liability Accounts:						
Borrowing from the Public:						
Treasury Securities, Issued Under General Financing Authorities:						
Debt Held by the Public	1,329,592	759,386	206,185	5,049,305	5,479,100	5,808,692
Intragovernmental Holdings	49,378	257,685	294,495	3,958,348	4,166,655	4,216,033
Total Treasury Securities Outstanding	378,970	1,017,072	500,679	9,007,653	9,645,755	10,024,725
Plus Premium on Treasury Securities	376	674	-117	4,145	4,443	4,819
Less Discount on Treasury Securities	2,848	-17,270	587	86,223	66,106	68,954
Total Treasury Securities Net Of Premium and Discount	376,498	1,035,015	499,976	8,925,575	9,584,092	9,960,590
Agency Securities, Issued Under Special Financing Authorities (See Schedule B. for Other Agency Borrowing, See Schedule C)						
Total Federal Securities	376,359	1,035,160	499,543	8,948,534	9,607,334	9,983,694
Deduct:						
Federal Securities Held As Investments of Government Accounts (See Schedule D)						
Less Discount on Federal Securities Held As Investments of Government Accounts	2,357	-15,364	1,425	42,796	25,075	27,432
Net Federal Securities Held As Investments of Government Accounts	41,472	267,438	293,218	3,915,621	4,141,587	4,183,059
Total Borrowing from the Public	334,887	767,722	206,325	5,032,913	5,465,748	5,800,635
Accrued Interest Payable to the Public	4,500	-4,259	3,268	44,390	35,631	40,131
Allocations of Special Drawing Rights	-62	3	393	7,627	7,692	7,630
Deposit Funds	-279	217,008	-3,941	10,419	227,707	227,428
Miscellaneous Liability Accounts (Includes Checks Outstanding Etc.)	-1,766	2,332	-3,243	8,118	12,215	10,449
Total Liability Accounts	337,280	782,806	202,802	5,103,466	5,548,992	5,886,272
Asset Accounts (Deduct)						
Cash and Monetary Assets:						
U.S. Treasury Operating Cash: ³						
Federal Reserve Account	28,307	27,450	88	5,539	4,681	32,988
Supplementary Financing Program Account	299,491	299,491	299,491
Tax and Loan Note Accounts	36,937	-30,570	23,022	69,698	2,192	39,129
Balance	364,735	296,371	23,110	75,237	6,873	371,608
Special Drawing Rights:						
Total Holdings	-77	117	646	9,301	9,494	9,418
SDR Certificates Issued to Federal Reserve Banks	-2,200	-2,200	-2,200
Balance	-77	117	646	7,101	7,294	7,218
Reserve Position on the U.S. Quota in the IMF:						
U.S. Subscription to International Monetary Fund:						
Direct Quota Payments						
Maintenance of Value Adjustments	-470	21	2,982	11,304	11,795	11,325
Letter of Credit Issued to IMF	-38	237	-4,191	-52,101	-51,826	-51,864
Dollar Deposits with the IMF	52	64	-18	-153	-140	-88
Receivable/payable (-) for Interim Maintenance of Value Adjustments	431	-37	-931	-1,111	-1,579	-1,148
Balance	-25	286	-2,157	4,464	4,775	4,750
Other Cash and Monetary Assets	509	1,552	1,314	25,168	26,211	26,720
Total Cash and Monetary Assets	365,143	298,326	22,913	111,969	45,152	410,296
Non-Federal Securities of the National Railroad Retirement Investment Trust						
Net Activity, Guaranteed Loan Financing	-1,202	5,702	8,635	-48,043	-41,138	-42,340
Net Activity, Direct Loan Financing	19,804	27,160	8,244	168,549	175,904	195,709
Miscellaneous Asset Accounts	53	847	-304	-267	527	580
Total Asset Accounts	383,301	328,759	42,057	262,988	208,446	591,747
Excess of Liabilities (+) or Assets (-)	-46,021	454,047	160,745	4,840,478	5,340,547	5,294,525
Transactions Not Applied to Current Year's Surplus or Deficit (See Schedule A for Details)						
Total Budget and Off-Budget Federal Entities (Financing of Deficit (+) or Disposition of Surplus (-))	-45,726	454,806	161,527	4,840,478	5,341,010	5,295,284

¹The current balance includes \$300,001 million outstanding for securities issued to raise cash for the temporary Supplementary Financing Program.

² Includes adjustments of \$17,178 million to reflect additional reporting by the Department of Commerce for June 2008.

³ Major sources of information used to determine Treasury's operating cash balance include Federal Reserve Banks, the Treasury Regional Finance Centers, the Internal Revenue

Service Centers, the Bureau of the Public Debt and various electronic systems. Deposits are reflected as received and withdrawals are reflected as processed.

Note: Details may not add to totals due to rounding.

... No Transactions

Table 6. Schedule A-Analysis of Change in Excess of Liabilities of the U.S. Government, September 2008 and Other Periods

Classification	[\$ millions]		
	This Month	Fiscal Year to Date	
		This Year	Prior Year
Excess of Liabilities Beginning of Period:			
Based on Composition of Unified Budget In			
Preceding Period	5,340,547	4,841,785	4,679,712
Adjustments During Current Fiscal Year For			
Changes in Composition of Unified Budget:			
Revisions by Federal Agencies to the Prior Budget Results	-1,307	21
Excess of Liabilities Beginning of Period (Current Basis).....	<u>5,340,547</u>	<u>4,840,478</u>	<u>4,679,734</u>
Budget Surplus (-) or Deficit:			
Based on Composition of Unified Budget in Prior Fiscal Yr.....	-45,726	454,806	161,527
Total Surplus (-) or Deficit (table 2)	<u>-45,726</u>	<u>454,806</u>	<u>161,527</u>
Total-On-Budget (table 2)	<u>-48,606</u>	<u>638,090</u>	<u>342,978</u>
Total-Off-Budget (table 2)	<u>2,880</u>	<u>-183,284</u>	<u>-181,452</u>
Transactions Not Applied to Current Year's Surplus or Deficit:			
Seigniorage	-295	-735	-782
Reclassification of Aged Unreconciled Accounts	(**)	-24	(**)
Total-transactions Not Applied to Current Year's			
Surplus or Deficit	<u>-295</u>	<u>-759</u>	<u>-782</u>
Excess of Liabilities Close of Period	<u>5,294,525</u>	<u>5,294,525</u>	<u>4,840,478</u>

... No Transactions

Note: Details may not add to totals due to rounding.

(* *) Less than \$500,000.

Table 6. Schedule B-Securities Issued by Federal Agencies Under Special Financing Authorities, September 2008 and Other Periods

Classification	[\$ millions]					
	This Month	Net Transactions (-) denotes net reduction of liability accounts		Account Balances Current Fiscal Year		
		Fiscal Year to Date		Beginning of		Close of
		This Year	Prior Year	This Year	This Month	This Month
Agency Securities, Issued Under Special Financing Authorities:						
Obligations Guaranteed by the United States,						
Issued By:						
Department of Housing and Urban Development:						
Federal Housing Administration	-16	-27	85	69	69
Obligations Not Guaranteed by the United States,						
Issued By:						
Legislative Branch:						
Architect of the Capitol.....	1	-2	-4	152	149	150
Independent Agencies:						
Federal Communications Commission.....	(**)	(**)	(**)
National Archives and Records Administration	-11	-10	215	204	204
Tennessee Valley Authority	-140	173	-392	22,506	22,820	22,680
Total Agency Securities	<u>-139</u>	<u>145</u>	<u>-433</u>	<u>22,959</u>	<u>23,243</u>	<u>23,104</u>

... No Transactions

Note: Details may not add to totals due to rounding.

(* *) Less than \$500,000.

Table 6. Schedule C (Memorandum)-Federal Agency Borrowing Financed Through the Issue of Treasury Securities, September 2008 and Other Periods

Classification	[\$ millions]					
	Transactions			Account Balances Current Fiscal Year		
	This Month	Fiscal Year to Date		Beginning of		Close of This Month
This Year		Prior Year	This Year	This Month		
Borrowing from the Treasury:						
Department of Agriculture:						
Farm Service Agency:						
Commodity Credit Corporation.....	522	-646	-13,102	4,532	3,364	3,886
Agricultural Credit Insurance Fund.....	10	-377	1,063	5,654	5,267	5,277
Farm Storage Facility Loans.....	-6	56	123	467	529	523
Apple Loans Fund.....	-1	(**)	1	(**)	(**)
Emergency Boll Weevil Loan Fund.....	-4	-4	4	4	(**)
Natural Resources Conservation Service.....	4	4	4
Rural Housing Service:						
Rural Housing Insurance.....	73	543	519	11,479	11,950	12,023
Rural Community Facility Loans Fund.....	22	400	365	2,316	2,693	2,715
Multifamily Housing Revitalization Loan Account.....	-1	34	8	8	43	42
Rural Business - Cooperative Service:						
Rural Business and Industry Loans.....	-2	27	-91	65	95	92
Rural Development Loan Fund.....	9	12	19	267	270	279
Rural Economic Development Loan Fund.....	5	19	7	89	103	108
Renewable Energy Guaranteed Loan Account.....	(**)	(**)	(**)
Rural Utilities Service:						
Rural Water and Waste Disposal Fund.....	130	777	787	7,293	7,941	8,071
Rural Electrification and Telecommunications Fund.....	23	1,072	1,429	14,737	15,786	15,808
Rural Telephone Bank.....	53	95	88	462	504	557
Distance Learning and Telemedicine Program.....	-5	42	67	311	357	352
Foreign Agricultural Service.....	8	90	1,448	1,456	1,456
Department of Commerce:						
Departmental Management:						
Emergency Steel Guaranteed Loan Fund.....	-2	-2	-1	2	2
National Oceanic and Atmospheric Administration:						
Fisheries Finance.....	-7	-4	63	470	472	465
Fishing Vessel Obligations.....	-1	-3	-3	9	8	7
National Telecommunications and Information Administration						
Digital Television Transition and Public Safety Fund.....	-665	-160	164	164	669	5
Department of Defense - Military:						
Arms Initiative Loans.....	1	-26	15	27	(**)	1
Family Housing Improvement Loans.....	8	36	13	197	225	233
Department of Education:						
College Housing and Academic Facilities Loans.....	-6	-6	-12	81	81	75
Federal Direct Student Loans.....	-1,061	13,595	-1,537	103,893	118,549	117,488
Teach Grant Loans.....	-12	14	26	14
Temporary Student Loan Purchase Authority.....	27	10,754	10,728	10,754
Department of Energy:						
Bonneville Power Administration Fund.....	-14	-55	-241	2,241	2,200	2,186
Department of Homeland Security:						
National Flood Insurance Fund.....	-175	650	17,535	17,360	17,360
Disaster Assistance Loan Fund.....	-251	44	252	(**)	(**)
Department of Housing and Urban Development:						
Public and Indian Housing Programs:						
Low-Rent Public Housing - Loans and Other Expenses.....	-1	1
Housing Programs:						
Federal Housing Administration.....	259	259	-1,685	4,573	4,573	4,832
Department of the Interior:						
Helium Fund.....	252	252	252
Bureau of Reclamation Loan Fund.....	-22	-22	-22	73	73	52
Bureau of Indian Affairs.....	-2	(**)	-21	8	10	8
Assistance to American Samoa Loan Fund.....	-3	11	11	11
Department of Justice:						
Federal Prison Industries, Incorporated.....	-20	-20	20	20
Department of State:						
Repatriation Loans.....	(**)	(**)	(**)	2	2	2
Department of Transportation:						
Minority Business Resource Center Fund.....	(**)	(**)	(**)	(**)	(**)
Essential Air Service and Rural Airport Improvement Fund.....	15	15	15
Federal Aviation Administration:						
Aircraft Purchase Loan Guarantee Program.....	(**)	(**)	(**)
Federal Highway Administration:						
Transportation Infrastructure Finance and Innovation Fund.....	139	992	230	339	1,192	1,331
Federal Railroad Administration:						
Railroad Rehabilitation and Improvement Loan Fund.....	5	-218	48	505	282	287
Other.....	(**)	(**)	(**)
Maritime Administration:						
Ocean Freight Differential.....	-84	-74	193	108	108
Maritime Guaranteed Loan (Title XI) Fund.....	19	19	19
Department of Treasury:						
Departmental Offices:						
Air Transportation Stabilization Fund.....	-6
Community Development Financial Institutions Fund.....	-1	(**)	-4	42	43	41
Housing and Economic Recovery Programs.....	5,437	5,437	5,437
Federal Financing Bank Revolving Fund.....	8,293	4,348	991	17,609	13,664	21,957

Table 6. Schedule C (Memorandum)-Federal Agency Borrowing Financed Through the Issue of Treasury Securities, September 2008 and Other Periods

Classification	[\$ millions]					
	Transactions			Account Balances Current Fiscal Year		
	This Month	Fiscal Year to Date		Beginning of		Close of This Month
This Year		Prior Year	This Year	This Month		
Borrowing from the Treasury:—Continued						
Department of Veterans Affairs:						
Veterans Housing Benefit Program Fund.....	-636	534	51	993	2,162	1,527
Native American Veteran Housing Fund.....	-15	-8	17	53	61	45
Vocational Rehabilitation Loan Fund.....	-3	1	-1	1	5	2
Guaranteed Transitional Housing Loans for Homeless Veterans.....	(**)	(**)	(**)	(**)	(**)
Corps of Engineers:						
Washington Aqueduct.....	(**)	-1	-1	13	12	12
Environmental Protection Agency:						
Abatement, Control, and Compliance Loan Program.....	-2	-3	-3	16	15	13
General Services Administration:						
Land Aquisition and Development Fund.....	(**)	(**)	(**)
International Assistance Program:						
International Security Assistance:						
Foreign Military Loan Program.....	-20	-20	-196	27	27	7
Military Debt Reduction.....	-195	-195	-2	225	225	30
Agency for International Development:						
International Debt Reduction.....	3	3	474	474	477
Development Credit Authority Loan Fund.....	(**)	(**)	(**)
Overseas Private Investment Corporation.....	-8	68	5	793	869	861
Small Business Administration:						
Business Loan Fund.....	-387	-261	1,358	971	971
Disaster Loan Fund.....	-1,516	2,323	10,008	8,492	8,492
Independent Agencies:						
Export-Import Bank of the United States.....	161	-1,435	-547	4,364	2,768	2,929
Federal Communications Commission:						
Spectrum Auction Loan Fund.....	7	7	-343	106	106	113
Presidio Trust Fund.....	50	50	50
Railroad Retirement Board:						
Social Security Equivalent Benefit Account.....	300	152	-14	2,945	2,796	3,096
Smithsonian Institution:						
John F. Kennedy Center Parking Facilities.....	20	20	20
Tennessee Valley Authority.....	-150	150
Total Agency Borrowing from the Treasury						
Financed Through Treasury Securities Issued.....	12,628	33,703	-8,985	219,079	240,154	252,783
Borrowing from the Federal Financing Bank:						
Department of Agriculture:						
Rural Utilities Service:						
Rural Electrification and Telecommunications Fund.....	244	722	320	25,604	26,083	26,326
Department of Defense - Military:						
Department of the Navy.....	1,624	1,624	1,624
Defense Agencies.....	-53	-101	-1,555	-1,608	-1,608
Department of Education:						
Historically Black College and University Capital Financing Fund.....	9	23	159	314	328	337
Department of Health and Human Services:						
Health Maintenance Organization Loan And Loan Guarantee Fund.....	(**)	(**)	(**)
Department of Housing and Urban Development:						
Low-Rent Housing - Loans and Other Expenses.....	-99	-93	791	691	691
Department of the Interior:						
Assistance to Territories.....	-1	-2	1
Department of Transportation:						
Railroad Rehabilitation and Improvement Loan Fund.....	(**)	(**)	(**)	2	2	2
Department of Veterans Affairs:						
Guaranteed Transitional Housing for Homeless Veterans.....	(**)	2	5	5	5
General Services Administration:						
Federal Buildings Fund.....	-3	-42	-28	2,120	2,080	2,078
International Assistance Program:						
Foreign Military Financing Program.....	-18	-156	-187	836	698	680
Small Business Administration:						
Business Loan Fund.....	(**)	-7	-10	17	10	10
Independent Agencies:						
National Credit Union Administration.....	1,109	1,109	1,109
Postal Service.....	6,634	3,000	2,100	4,200	566	7,200
Total Borrowing from the Federal Financing Bank.....	7,975	4,496	2,161	33,959	30,481	38,455

Note: This table includes lending by the Federal Financing Bank accomplished by the purchase of agency financial assets, by the acquisition of agency debt securities, and by the direct loans on behalf of an agency. The Federal Financing Bank borrows from Treasury and issues its own securities and in turn may loan these funds to agencies in lieu of agencies borrowing directly through Treasury or issuing their own securities.

Note: Details may not add to totals due to rounding.
 ... No Transactions
 (* *) Less than \$500,000

Table 6. Schedule D-Investments of Federal Government Accounts in Federal Securities, September 2008 and Other Periods

Classification	[\$ millions]					
	Net Purchases or Sales (-)			Securities Held as investments Current Fiscal Year		
	This Month	Fiscal Year to Date		Beginning of		Close of This Month
This Year		Prior Year	This Year	This Month		
Federal Funds:						
Department of Agriculture	-12	14	12	88	114	102
Department of Commerce.....	-3	3
Department of Defense-Military:						
Defense Cooperation Account	-7	-6	(**)	6	7
Department of Energy.....	-54	3,223	3,340	44,058	47,335	47,281
Department of Housing and Urban Development:						
Housing Programs:						
Federal Housing Administration Fund	11	-3,318	375	22,410	19,081	19,092
Government National Mortgage Association:						
Guarantees of Mortgage-Backed Securities	33	512	374	8,759	9,237	9,271
Department of the Interior	-57	-61	187	7,166	7,161	7,104
Department of Labor.....	418	-18,917	-890	35,905	16,570	16,988
Department of Transportation	195	188	924	1,119	1,119
Department of the Treasury	-22	574	905	17,171	17,767	17,745
Department of Veterans Affairs:						
Canteen Service Revolving Fund.....	26	26	26
Veterans Reopened Insurance Fund	-4	-23	-23	379	359	356
Servicemen's Group Life Insurance Fund.....	(**)	(**)	1	1	1
Other Defense Civil Programs:						
Uniformed Services Retiree Health Care Fund	61	20,534	19,451	92,191	112,664	112,726
Office of Personnel Management:						
Postal Service Contributions	5,600	6,802	25,491	25,491	26,694	32,294
Independent Agencies:						
Federal Deposit Insurance Corporation:						
Deposit Insurance Fund.....	-2,246	-17,578	1,300	47,515	32,182	29,937
FSLIC Resolution Fund.....	4	137	153	3,182	3,316	3,320
National Credit Union Administration	-4	109	383	7,183	7,296	7,292
Postal Service.....	605	626	-3,254	979	1,000	1,605
Other	342	995	656	12,667	13,320	13,662
Other	141	468	834	7,503	7,830	7,971
Total Treasury Securities	4,807	-5,714	49,482	333,604	323,083	327,890
Total Federal Funds.....	4,807	-5,714	49,482	333,604	323,083	327,890
Trust Funds:						
Legislative Branch:						
Library of Congress	5	3	-6	44	43	47
United States Tax Court.....	1	(**)	9	9	9
Other	-2	-6	(**)	37	33	31
Judicial Branch:						
Judicial Retirement Funds	-2	28	42	745	776	774
Department of Agriculture	-33	(**)	(**)	6	39	6
Department of Defense-Military:						
Voluntary Separation Incentive Fund	-31	-48	-55	560	543	512
Other	(**)	-6	2	39	32	32
Department of Health and Human Services:						
Federal Hospital Insurance Trust Fund.....	4,583	-636	17,191	319,377	314,158	318,741
Federal Supplementary Medical Insurance Trust						
Fund	4,825	19,842	6,187	39,248	54,265	59,090
Other	15	40	258	2,669	2,693	2,709
Department of Homeland Security.....	46	292	500	2,782	3,029	3,074

Table 6. Schedule D-Investments of Federal Government Accounts in Federal Securities, September 2008 and Other Periods

Classification	[\$ millions]					
	Net Purchases or Sales (-)			Securities Held as investments Current Fiscal Year		
	This Month	Fiscal Year to Date		Beginning of		Close of This Month
This Year		Prior Year	This Year	This Month		
Trust Funds:—Continued						
Department of the Interior	6	-3	16	69	59	65
Department of Labor:						
Unemployment Trust Fund	-4,878	-2,491	8,711	74,923	77,310	72,432
Other	35	-9	-2	77	32	67
Department of State:						
Foreign Service Retirement and Disability Fund	40	478	502	14,378	14,816	14,855
Other	1	1	34	36	36
Department of Transportation:						
Airport and Airway Trust Fund	-40	-257	38	7,931	7,714	7,674
Highway Trust Fund	5,785	607	1,207	12,205	7,026	12,811
Other	(**)	(**)	(**)
Department of Treasury	305	92	114	865	652	957
Department of Veterans Affairs:						
General Post Fund, National Homes	2	3	69	71	71
National Service Life Insurance	-107	-480	-437	9,752	9,380	9,272
United States Government Life Insurance Fund	(**)	-4	-5	35	31	30
Veterans Special Life Insurance Fund	-15	13	25	1,985	2,014	1,999
Corps of Engineers	51	716	510	4,023	4,688	4,739
Other Defense Civil Programs:						
Military Retirement Fund	-1,517	25,717	8,422	190,232	217,465	215,949
Other	6	315	192	1,571	1,879	1,886
Environmental Protection Agency	-136	369	374	5,680	6,186	6,049
National Aeronautics and Space Administration	(**)	(**)	(**)	14	15	15
Office of Personnel Management:						
Civil Service Retirement and Disability Fund:						
Treasury Securities	27,479	27,186	11,729	701,665	701,371	728,850
Employees Life Insurance Fund	23	1,432	1,683	32,965	34,375	34,397
Employees and Retired Employees Health Benefits Fund	-105	-327	1,067	15,892	15,670	15,565
Social Security Administration:						
Federal Old-Age and Survivors Insurance Trust						
Fund	3,555	182,389	175,133	1,968,262	2,147,096	2,150,651
Federal Disability Insurance Trust Fund	-936	2,657	11,652	213,830	217,423	216,487
Independent Agencies:						
Harry S. Truman Memorial Scholarship Trust Fund	(**)	1	(**)	54	55	55
Japan-United States Friendship Commission	-5	-5	(**)	38	39	33
Railroad Retirement Board:						
Treasury Securities	71	-144	86	2,001	1,786	1,857
Agency Securities	(**)	-1	6	6	6
Other	-1	24	23	740	766	765
Total Treasury Securities	39,022	257,788	245,163	3,624,807	3,843,573	3,882,595
Total Agency Securities	(**)	-1	6	6	6
Total Trust Funds	39,022	257,788	245,162	3,624,813	3,843,579	3,882,600
Grand Total	43,829	252,074	294,644	3,958,417	4,166,662	4,210,491

... No Transactions
 (**) Less than \$500,000

Note: Investments are in Treasury securities unless otherwise noted.
 Note: Details may not add to totals due to rounding.

Table 6. Schedule E-Net Activity, Guaranteed and Direct Loan Financing, September 2008 and Other Periods

Classification	[\$ millions]					
	Net Transactions (-) denotes net reduction of assets accounts			Account Balances Current Fiscal Year		
	This Month	Fiscal Year to Date		Beginning of		Close of This Month
This Year		Prior Year	This Year	This Month		
Guaranteed Loan Financing Activity:						
Department of Agriculture:						
Farm Service Agency:						
Commodity Credit Corporation Export Fund	93	255	-320	-47	115	208
Agricultural Credit Insurance Fund	-14	34	-42	-400	-353	-367
Rural Housing Service:						
Rural Community Facility Loans	-5	16	-9	-36	-15	-20
Rural Housing Insurance Fund	-56	-106	-49	-640	-690	-746
Rural Business-Cooperative Service:						
Rural Business and Industry Loans	-8	-8	-4	-166	-166	-174
Renewable Energy Guaranteed Loan Account	-1	(**)	-4	-6	-5	-6
Rural Utilities Service:						
Rural Water and Waste Disposal Fund	(**)	(**)	(**)	-24	-24	-24
Department of Commerce:						
General Administration:						
Emergency Oil, Gas, and Steel Account	-1	-4	32	-47	-50	-51
National Oceanic and Atmospheric Administration:						
Fishing Vessel Obligations	(**)	-2	-3	5	3	3
Department of Defense-Military	(**)	-27	22	1	-25	-25
Department of Education:						
Office of Student Financial Assistance:						
Federal Family Education Loans	-966	8,226	6,603	-36,847	-27,655	-28,621
Department of Health and Human Services:						
Health Resources and Services Administration:						
Health Center Loans	(**)	(**)	-1	-4	-4	-4
Health Education Assistance Loans	-4	16	36	-111	-91	-94
Department of Housing and Urban Development:						
Public and Indian Housing Programs:						
Indian Housing Loans	-4	(**)	-5	-35	-31	-35
Native Hawaiian Housing Loans	(**)	(**)	(**)	(**)	(**)	(**)
Community Planning and Development:						
Community Development Loans	-5	-10	-9	-87	-91	-96
Housing Programs:						
FHA-Mutual Mortgage Insurance Loans	-371	-4,822	-565	-1,013	-5,464	-5,835
FHA-General and Special Risk Fund	24	705	1,880	122	804	828
Government National Mortgage Association:						
Guarantees of Mortgaged-Backed Securities	348	59	-194	-1,389	-1,677	-1,330
Department of the Interior:						
Bureau of Indian Affairs	-2	58	-11	-98	-37	-40
Department of Transportation:						
Minority Business Resource Center Fund	(**)	(**)	(**)	(**)	(**)	(**)
Federal Highway Administration:						
Transportation Infrastructure Finance and Innovation Fund	(**)	(**)	(**)
Maritime Administration:						
Maritime Guaranteed Loan (Title XI) Fund	-14	110	-3	-331	-206	-220
Department of the Treasury:						
Departmental Offices:						
Air Transportation Stabilization Fund	18	(**)	(**)	(**)
Department of Veterans Affairs:						
Veterans Benefits Administration:						
Veterans Housing Benefit Program Fund	-131	-339	603	-2,908	-3,116	-3,247
Guaranteed Transitional Housing Loans for Homeless Veterans	(**)	(**)	-3	(**)	(**)	(**)
International Assistance Program:						
Agency for International Development:						
Ukraine Export Credit Insurance Fund	(**)	(**)	(**)
Loan Guarantees to Israel	-41	-41	-128	-1,243	-1,243	-1,284
Urban and Environmental Credit Guaranteed Loans	45	44	12	-122	-123	-78
Microenterprise and Small Enterprise Development	(**)	-3	3	2	-1	-1
Development Credit Authority Loan Fund	-10	-12	2	-20	-22	-33
Loan Guarantees to Egypt	7	7	-23	-177	-177	-170
Overseas Private Investment Corporation	-11	410	80	-543	-122	-133
Small Business Administration:						
Business Loan Fund	-28	1,093	141	-984	138	109
Independent Agencies:						
Export-Import Bank of the United States	-46	43	572	-898	-809	-855
Net Activity, Guaranteed Loan Financing	-1,202	5,702	8,635	-48,043	-41,138	-42,340
Direct Loan Financing Activity:						
Department of Agriculture:						
Farm Service Agency:						
Agricultural Credit Insurance Fund	239	594	97	3,990	4,345	4,583
Farm Storage Facility Loans	15	-4	55	304	286	300
Apple Loans Fund	(**)	-1	(**)	1	(**)	(**)
Emergency Boll Weevil Loan Fund	(**)	(**)	(**)	(**)	(**)	(**)
Natural Resources Conservation Service:						
Agricultural Resource Conservation Demonstration Program	(**)	(**)	(**)
Rural Housing Service:						
Rural Community Facility Loans Fund	142	332	340	2,069	2,258	2,400
Rural Housing Insurance Fund	599	456	479	11,360	11,217	11,816

Table 6. Schedule E-Net Activity, Guaranteed and Direct Loan Financing, September 2008 and Other Periods

Classification	[\$ millions]					
	Net Transactions (-) denotes net reduction of assets accounts			Account Balances Current Fiscal Year		
	This Month	Fiscal Year to Date		Beginning of		Close of This Month
This Year		Prior Year	This Year	This Month		
Direct Loan Financing Activity:—Continued						
Department of Agriculture:—Continued						
Multifamily Housing Revitalization Loan Account.....	-8	27	8	8	43	35
Rural Business-Cooperative Service:						
Rural Business and Industry Loan Fund.....	28	25	-10	-14	-17	11
Rural Development Loan Fund.....	14	9	14	261	255	269
Rural Economic Development Loan Fund.....	2	5	1	82	85	87
Rural Utilities Service:						
Rural Water and Waste Disposal Loans.....	429	748	761	6,399	6,717	7,147
Rural Electrification and Telecommunications Fund.....	1,131	3,589	4,126	28,055	30,513	31,644
Rural Telephone Bank.....	28	60	91	462	495	522
Distance Learning and Telemedicine Program.....	10	10	67	309	310	319
Rural Development Insurance Fund.....	1,065	1,065	1,065
Foreign Agricultural Service:						
P.L. 480 Direct Loan Fund.....	34	-596	-127	1,033	403	437
International Debt Reduction.....	-2	-46	46	153	109	107
Department of Commerce:						
National Oceanic and Atmospheric Administration:						
Fisheries Finance.....	20	-3	66	468	445	465
Department of Defense-Military.....	11	36	13	197	222	233
Department of Education:						
Office of Postsecondary Education:						
College Housing and Academic Facilities Loans.....	3	-3	-3	13	8	11
Historically Black College and University Capital Financing Fund.....	-8	11	-160	-5	14	5
Office of Student Financial Assistance:						
Federal Direct Student Loans.....	7,832	11,149	1,719	98,527	101,843	109,675
Teach Grant Loans.....	3	-1	-4	-1
Temporary Student Loan Purchase Authority.....	3,260	5,230	1,969	5,230
Department of Homeland Security:						
Disaster Assistance Loan Fund.....	-3	-5	-161	2	(**)	-3
Department of Housing and Urban Development:						
Housing Programs:						
FHA-Mutual Mortgage Insurance Loans.....	(**)	-1	(**)	-3	-4	-4
FHA-General and Special Risk Fund.....	(**)	(**)	(**)	(**)	(**)	(**)
Department of the Interior:						
Bureau of Reclamation.....	4	-11	-28	63	48	52
Bureau of Indian Affairs.....	(**)	3	-4	5	7	7
Assistance to American Samoa Loan Fund.....	1	-2	-2	11	9	10
Department of State:						
Administration of Foreign Affairs:						
Repatriation Loans.....	(**)	(**)	(**)	-5	-6	-6
Department of Transportation:						
Office of the Secretary:						
Federal Highway Administration:						
Transportation Infrastructure Finance and Innovation Fund.....	155	992	224	337	1,174	1,329
Federal Railroad Administration:						
Railroad Rehabilitation and Improvement Loan Fund.....	18	-219	48	505	268	286
Department of the Treasury:						
Departmental Offices:						
Community Development Financial Institutions Fund.....	2	(**)	-4	42	39	41
GSE Mortgage-Backed Securities Purchase.....	5,074	5,074	5,074
Financial Management Service.....	(**)	(**)	(**)
Department of Veterans Affairs:						
Veterans Benefits Administration:						
Veterans Housing Benefit Program Fund.....	82	555	114	916	1,388	1,470
Native American Veteran Housing Fund.....	3	3	5	40	40	43
Vocational Rehabilitation Loan Fund.....	1	1	-1	1	1	1
Environmental Protection Agency:						
Abatement, Control, and Compliance Loan Program.....	1	-3	-3	16	12	13
International Assistance Program:						
International Security Assistance:						
Foreign Military Loan Program.....	-5	-5	-198	13	13	7
Military Debt Reduction.....	127	-191	-5	219	-99	28
Agency for International Development:						
International Debt Reduction.....	65	10	-75	246	192	257
Overseas Private Investment Corporation.....	24	-74	-38	654	557	580
Small Business Administration:						
Business Loan Fund.....	-1	-9	3	106	97	97
Disaster Loan Fund.....	314	-45	1,573	7,272	6,913	7,227
Independent Agencies:						
Export-Import Bank of the United States.....	159	-537	-682	3,315	2,619	2,778
Federal Communications Commission:						
Spectrum Auction Loan Fund.....	4	-2	-104	60	55	59
Net Activity, Direct Loan Financing.....	19,804	27,160	8,244	168,549	175,904	195,709

Note: Federal credit programs provide benefits to the public in the form of direct loans and loan guarantees. This table reflects cash transactions and balances of the nonbudgetary financing fund accounts that result from the disbursement of loans, collection of fees, repayment of principle, sale of collateral, interest, and subsidy received from the credit program accounts at net present value in accordance with the Credit Reform Act of 1990.

Unreimbursed costs such as administrative expenses and subsidy payments are reported on a cash basis and included within each program's budgetary totals in Table 5.
 ... No Transactions
 (* *) Less than \$500,000
 Note: Details may not add to totals due to rounding.

Table 7. Receipts and Outlays of the U.S. Government by Month, Fiscal Year 2008

Classification	[\$ millions]												Fiscal Year to Date	Comparable Period Prior F.Y.
	Oct.	Nov.	Dec.	Jan.	Feb.	March	April	May	June	July	Aug.	Sept.		
Receipts:														
Individual Income Taxes.....	95,563	65,443	112,657	148,838	24,400	56,632	244,025	21,651	108,554	66,124	70,263	131,597	1,145,748	1,163,472
Corporation Income Taxes.....	5,955	2,699	83,879	6,060	-1,692	32,569	41,672	7,046	58,328	10,282	3,917	53,631	304,346	370,243
Social Insurance And Retirement Receipts:														
Employment and General Retirement.....	59,952	64,468	66,989	82,681	67,520	73,882	91,661	68,890	78,390	65,277	65,440	71,307	856,457	824,257
Unemployment Insurance.....	2,137	3,261	259	2,139	2,989	353	7,663	12,746	686	2,815	4,487	207	39,741	41,091
Other Retirement.....	325	394	349	370	327	325	325	394	322	387	320	327	4,165	4,258
Excise Taxes.....	4,452	5,871	5,718	5,032	4,921	5,500	5,636	5,262	5,942	5,933	5,384	7,684	67,334	65,069
Estate and Gift Taxes.....	2,413	2,057	2,460	2,336	1,820	2,405	4,630	1,994	2,298	2,536	1,851	2,044	28,844	26,044
Customs Duties.....	2,509	2,478	2,127	2,234	2,223	2,070	2,075	2,158	2,306	2,678	2,226	2,483	27,568	26,010
Miscellaneous Receipts.....	4,870	4,385	2,545	5,529	3,214	5,079	6,063	4,130	3,086	4,461	3,128	3,165	49,654	47,228
Total-Receipts This Year.....	178,175	151,055	276,982	255,217	105,723	178,816	403,751	124,272	259,912	160,494	157,016	272,445	2,523,858
(On-Budget).....	133,146	102,705	227,125	191,181	53,495	120,840	333,059	70,392	199,010	110,050	106,449	218,361	1,865,813
(Off-Budget).....	45,029	48,350	49,857	64,036	52,229	57,976	70,692	53,880	60,902	50,444	50,567	54,083	658,045
Total-Receipts Prior Year.....	167,693	145,866	259,969	260,609	120,312	166,490	383,641	164,239	276,517	170,439	166,545	285,354	2,567,672
(On Budget).....	124,682	99,872	214,180	199,519	69,732	107,504	315,639	112,584	218,697	121,679	117,166	231,333	1,932,584
(Off Budget).....	43,011	45,994	45,789	61,090	50,580	58,987	68,002	51,655	57,820	48,760	49,379	54,021	635,088
Outlays:														
Legislative Branch.....	367	331	323	406	342	353	512	351	352	359	345	389	4,429	4,307
Judicial Branch.....	480	626	487	502	511	469	509	602	560	520	529	546	6,341	6,008
Department of Agriculture:														
Commodity Credit Corporation And														
Foreign Agricultural Service.....	6,580	3,318	2,029	1,250	-147	-504	-439	-440	-1,160	-948	-64	-344	9,132	12,494
Other.....	5,964	4,870	7,902	8,019	7,417	7,850	5,715	6,412	7,245	6,709	6,936	6,615	81,654	71,933
Department of Commerce.....	599	603	691	608	599	525	511	643	887	670	719	671	7,726	6,479
Department of Defense:														
Military:														
Military Personnel.....	23,979	14,124	9,871	5,971	14,444	6,576	10,073	14,584	6,413	10,881	14,794	7,231	138,941	127,545
Operation and Maintenance.....	17,864	20,195	18,811	20,835	19,062	20,096	21,569	20,378	20,038	21,398	20,840	23,749	244,834	216,631
International Reconstruction														
and Other Assistance.....	3	2	2	3	2	2	2	3	2	3	1	3	30	31
Procurement.....	7,627	8,345	11,032	9,412	8,701	9,724	10,162	9,317	10,411	10,783	9,418	12,465	117,397	99,647
Research, Development, Test,														
and Evaluation.....	5,462	5,250	7,123	7,231	5,165	6,310	7,762	5,275	6,217	7,233	5,974	6,117	75,119	73,136
Military Construction.....	912	899	934	636	823	1,004	700	1,060	1,079	1,126	1,208	1,180	11,561	7,898
Family Housing.....	364	294	420	241	242	267	261	245	275	289	276	416	3,590	3,471
Revolving and Management Funds.....	1,190	1,381	729	321	-262	-165	-341	635	568	624	-263	384	4,801	1,370
Other.....	-396	-273	251	-343	24	697	-1,203	-244	878	-862	-601	478	-1,593	-1,140
Total Military.....	57,005	50,217	49,174	44,309	48,199	44,512	48,986	51,253	45,880	51,475	51,647	52,024	594,680	528,590
Department of Education.....	5,037	4,971	4,501	7,581	7,055	4,907	4,572	8,758	4,542	3,853	4,630	5,549	65,957	66,372
Department of Energy.....	1,409	881	2,209	1,243	1,859	1,059	2,384	2,390	1,073	1,823	553	4,522	21,404	20,117
Department of Health and Human Services:														
Public Health Service.....	3,540	3,775	4,032	3,948	4,146	4,416	4,105	4,459	4,549	4,220	4,166	4,064	49,419	48,468
Centers for Medicare And Medicaid Services:														
Grants to States for Medicaid.....	17,386	17,047	15,987	16,379	16,274	15,885	18,336	18,312	15,873	17,660	15,571	16,716	201,426	190,624
Federal Hospital Ins. Trust Fund.....	18,112	19,163	13,429	19,356	22,423	14,578	20,070	23,126	15,964	20,246	23,623	15,633	225,724	206,574
Federal Supp. Med. Ins. Trust Fund.....	15,381	18,119	11,258	15,495	18,207	11,207	16,208	19,865	12,946	16,982	20,809	13,469	189,947	183,039
Other.....	20,053	23,059	12,883	17,405	26,201	14,244	25,706	27,384	15,676	20,811	26,844	15,316	245,583	249,166
Administration for Children and Families.....	3,505	4,474	3,933	4,038	4,489	4,328	3,960	4,223	4,109	3,803	3,776	3,831	48,468	47,228
Other.....	-19,484	-21,245	-16,890	-20,042	-22,933	-18,369	-25,949	-23,663	-24,002	-21,365	-23,671	-22,453	-260,066	-253,063
Department of Homeland Security.....	3,728	3,204	2,949	3,202	3,196	3,427	3,173	3,126	3,918	3,203	3,388	4,169	40,683	39,172
Department of Housing and Urban Development.....	4,150	4,064	4,206	3,890	3,545	3,755	3,687	7,316	3,873	3,654	3,536	3,417	49,092	45,559
Department of the Interior.....	914	819	1,001	912	827	825	575	711	869	1,011	437	985	9,887	10,497
Department of Justice.....	2,684	2,079	2,296	2,412	1,919	2,140	2,187	2,006	2,255	2,278	1,993	2,296	26,544	23,351
Department of Labor:														
Unemployment Trust Fund.....	2,867	2,836	3,402	4,298	3,946	4,062	3,972	3,460	3,409	4,191	4,995	5,393	46,832	36,147
Other.....	506	84	1,592	1,004	749	-208	1,923	3,410	391	1,554	868	349	12,223	11,396
Department of State.....	1,427	1,813	1,806	1,295	1,154	1,357	668	2,244	1,220	1,284	1,892	1,347	17,505	13,749
Department of Transportation:														
Highway Trust Fund.....	3,686	2,867	2,699	2,084	2,039	2,632	2,074	2,958	3,499	3,807	3,679	3,826	35,849	33,868
Other.....	2,413	2,225	2,583	1,992	2,052	2,303	2,332	2,471	2,466	2,714	2,490	3,055	29,096	27,833
Department of the Treasury:														
Interest on Treasury Debt Securities (Gross).....	22,310	25,345	106,138	24,687	20,037	23,024	22,362	22,388	110,973	24,068	29,937	19,883	451,154	429,978
Other.....	1,064	1,385	2,576	5,088	32,303	13,084	9,523	19,226	15,380	2,000	1,806	-5,785	97,651	60,623

Table 7. Receipts and Outlays of the U.S. Government by Month, Fiscal Year 2008

Classification	[\$ millions]												Fiscal Year to Date	Comparable Period Prior F.Y.
	Oct.	Nov.	Dec.	Jan.	Feb.	March	April	May	June	July	Aug.	Sept.		
Outlays:—Continued														
Department of Veterans Affairs:														
Compensation And Pensions.....	3,223	6,163	3,351	207	6,470	268	3,369	6,523	275	3,453	6,636	305	40,241	34,600
National Service Life.....	77	73	70	84	95	101	93	89	91	82	74	100	1,028	1,029
Other	3,535	4,187	3,283	3,220	3,378	3,772	3,596	4,405	3,005	3,727	3,526	3,879	43,514	37,191
Corps of Engineers	450	321	437	507	447	376	333	371	364	483	500	487	5,077	3,918
Other Defense Civil Programs	3,694	4,110	4,021	4,193	4,010	3,993	3,232	3,771	3,864	3,948	3,074	3,875	45,784	47,112
Environmental Protection Agency.....	668	677	714	687	630	713	576	675	637	570	697	695	7,938	8,258
Executive Office of the President.....	96	113	152	140	110	92	93	80	72	82	272	-130	1,172	2,957
General Services Administration.....	33	24	38	29	17	189	-12	135	24	-4	-97	-34	342	32
International Assistance Program:														
International Security Assistance.....	997	449	356	3,715	379	621	361	387	530	534	-395	1,415	9,350	7,984
Multilateral Assistance.....	118	61	49	89	54	4	1,022	82	25	83	65	557	2,210	2,189
International Development Assistance.....	551	373	474	295	263	421	395	-320	426	415	283	353	3,929	4,137
Other	-1,599	-1,516	-79	-452	-52	-706	7	-480	33	212	588	-19	-4,062	-1,546
National Aeronautics and Space Administration	1,104	1,596	1,548	1,216	1,264	1,486	1,541	1,593	1,618	1,550	1,446	1,872	17,834	15,861
National Science Foundation.....	445	478	451	394	429	463	396	440	513	658	609	570	5,848	5,529
Office of Personnel Management	6,326	5,026	5,352	5,987	5,843	6,061	6,390	5,331	5,432	6,039	6,206	400	64,393	58,431
Small Business Administration.....	71	71	73	78	-268	66	61	69	79	63	89	75	528	1,175
Social Security Administration:														
Federal Old-Age and Survivors Ins.														
Trust Fund (Off-Budget).....	40,770	40,907	41,500	41,882	41,970	42,680	42,195	42,832	46,392	42,758	43,015	42,983	509,883	486,391
Federal Disability Ins. Trust														
Fund (Off-Budget).....	8,402	8,474	8,832	8,825	8,845	9,026	9,105	9,026	9,740	8,975	8,816	9,176	107,240	99,850
Other	3,387	6,692	3,306	-59	6,783	-85	3,459	7,386	-559	3,404	6,990	-28	40,676	35,520
Independent Agencies:														
Fed. Deposit Ins. Corp:														
Deposit Insurance Fund.....	962	-485	-524	-199	-504	-220	-148	724	82	14,089	1,488	2,205	17,470	-1,235
FSLIC Resolution Fund.....	215	-29	-44	246	-7	-5	-17	-5	-7	68	-5	-4	407	211
Office of Inspector General.....	23	23	26
Postal Service:														
Public Enterprise Funds (Off-Budget).....	-926	287	-525	-721	-449	-523	-812	613	147	-365	-343	6,034	2,417	5,093
Payments to the Postal Service Fund.....	93	8	8	109	104
Tennessee Valley Authority	195	74	-112	60	-217	454	-289	-6	326	-53	-227	106	311	-559
Other Independent Agencies	979	1,325	3,546	2,449	3,546	2,134	1,750	901	-2,108	4,126	2,615	3,190	24,453	14,632
Undistributed Offsetting Receipts:														
Employer Share, Employee Retirement.....	-18,288	-4,397	-4,084	-4,472	-4,316	-4,201	-4,094	-4,591	-4,285	-4,537	-4,506	-4,407	-66,177	-61,774
Interest Received by Trust Funds.....	-1,489	-1,755	-85,937	-1,180	-1,509	-720	-2,931	-1,543	-88,768	-1,560	-3,114	-1,030	-191,537	-177,963
Rents and Royalties on Outer														
Continental Shelf Lands.....	-760	-942	-721	-1,208	-2,328	-1,288	-2,863	-1,279	-2,555	-2,119	-809	-1,413	-18,285	-6,762
Other	(*)	(*)	(*)	-1	-5	(*)	-1	(*)	-1,780	-1	(*)	(*)	-1,790	-13,700
Totals This Year:														
Total Outlays.....	235,014	249,293	228,721	237,379	281,287	227,028	244,469	290,199	226,365	263,261	268,930	226,718	2,978,664
(On-Budget).....	192,586	200,783	235,395	193,589	232,181	177,070	199,021	239,019	228,631	217,179	218,692	169,755	2,503,903
(Off-Budget).....	42,428	48,510	-6,674	43,790	49,106	49,958	45,448	51,180	-2,266	46,082	50,237	56,963	474,761
Total-Surplus (+) or Deficit (-).....	-56,838	-98,238	+48,261	+17,839	-175,563	-48,212	+159,282	-165,927	+33,547	-102,767	-111,914	+45,726	-454,806
(On-Budget).....	-59,440	-98,078	-8,270	-2,408	-178,686	-56,230	+134,038	-168,628	-29,621	-107,129	-112,243	+48,606	-638,090
(Off-Budget).....	+2,601	-160	+56,531	+20,246	+3,123	+8,018	+25,244	+2,700	+63,168	+4,362	+330	-2,880	+183,284
Total Borrowing from the Public	18,877	79,523	-8,975	-3,664	127,587	76,304	-88,501	33,713	6,367	116,591	75,012	334,887	767,722	206,325
Total-Outlays Prior Year														
(On-Budget).....	217,014	218,907	218,007	222,372	240,305	262,761	205,967	231,937	249,036	206,886	283,518	172,488	2,729,199
(Off-Budget).....	176,517	173,720	223,858	179,869	193,617	215,714	160,504	184,566	249,332	163,434	207,951	146,479	2,275,562
Total-Surplus (+) or Deficit (-) Prior Year	40,497	45,187	-5,851	42,504	46,688	47,047	45,462	47,371	-296	43,452	75,567	26,008	453,636
(On-Budget).....	-49,321	-73,042	+41,961	+38,236	-119,993	-96,270	+177,674	-67,699	+27,481	-36,447	-116,973	+112,866	-161,527
(Off-Budget).....	-51,836	-73,849	-9,678	+19,650	-123,885	-108,210	+155,135	-71,982	-30,635	-41,755	-90,785	+84,853	-342,978
(Off-Budget).....	+2,514	+807	+51,639	+18,586	+3,892	+11,940	+22,540	+4,284	+58,116	+5,308	-26,188	+28,013	+181,452

Note: Details may not add to totals due to rounding.

... No Transactions

(* *) Less than \$500,000

Table 8. Trust Fund Impact on Budget Results and Investment Holdings as of September 30, 2008

Classification	[\$ millions]								
	This Month			Fiscal Year to Date			Securities held as investments Current Fiscal Year		
	Receipts	Outlays	Excess	Receipts	Outlays	Excess	Beginning of		Close of This Month
							This Year	This Month	
Trust Receipts, Outlays, and Investments Held:									
Airport and Airway	1,760	619	1,141	12,425	12,822	-397	7,931	7,714	7,674
Black Lung Disability.....	100	766	-666	654	1,067	-413
Federal Disability Insurance.....	8,040	9,176	-1,136	109,902	107,240	2,663	213,830	217,423	216,487
Federal Employees Life and Health.....	74	-74	-1,107	1,107	48,857	50,045	49,963
Federal Employees Retirement	32,934	5,420	27,513	92,249	64,532	27,717	716,797	716,972	744,489
Federal Hospital Insurance.....	20,195	15,738	4,458	234,835	226,841	7,994	319,377	314,158	318,741
Federal Old-Age and Survivors Insurance.....	47,273	42,983	4,291	692,922	509,883	183,039	1,968,262	2,147,096	2,150,651
Federal Supplementary Medical Insurance.....	19,085	13,941	5,144	245,661	234,084	11,576	39,248	54,265	59,090
Hazardous Substance Superfund	14	146	-133	1,163	1,027	137	2,744	3,032	2,884
Highways.....	13,456	4,950	8,505	44,404	42,996	1,408	12,205	7,026	12,811
Military Advances.....	1,909	1,767	142	21,831	17,174	4,657
Military Retirement.....	2,214	3,872	-1,658	80,752	45,820	34,932	190,232	217,465	215,949
Railroad Retirement.....	259	991	-732	8,028	11,610	-3,582	2,007	1,791	1,863
Unemployment	375	5,401	-5,026	44,122	46,931	-2,808	74,923	77,310	72,432
Veterans Life Insurance.....	8	121	-113	692	1,155	-463	11,772	11,424	11,301
All Other Trust	1,023	167	856	7,288	5,062	2,226	16,629	17,858	18,266
Total Trust Fund Receipts and Outlays and Investments Held from Table 6-D.....	148,644	106,132	42,512	1,596,929	1,327,137	269,792	3,624,813	3,843,579	3,882,600
Less: Interfund Transactions.....	68,834	68,834	642,345	642,345
Trust Fund Receipts and Outlays on the Basis of Tables 4 & 5	79,810	37,298	42,512	954,584	684,792	269,792
Total Federal Fund Receipts and Outlays.....	193,457	190,243	3,214	1,571,237	2,295,835	-724,598
Less: Interfund Transactions.....	822	822	1,962	1,962
Federal Fund Receipts and Outlays on The Basis of Table 4 & 5.....	192,635	189,421	3,214	1,569,275	2,293,873	-724,598
Net Budget Receipts & Outlays	272,445	226,718	45,726	2,523,858	2,978,664	-454,806

Note: Interfund receipts and outlays are transactions between Federal funds and trust funds such as Federal payments and contributions, and interest and profits on investments in Federal securities. They have no net effect on overall budget receipts and outlays since the receipt side of such transactions is offset against budget outlays. In this table, Interfund receipts are shown as an adjustment to arrive at total receipts and outlays of trust funds respectively. ... No Transactions

Table 9. Summary of Receipts by Source, and Outlays by Function of the U.S. Government, September 2008 and Other Periods

Classification	[\$ millions]		
	This Month	Fiscal Year to Date	Comparable Period Prior Fiscal Year
Net Receipts			
Individual Income Taxes.....	131,597	1,145,748	1,163,472
Corporation Income Taxes.....	53,631	304,346	370,243
Social Insurance and Retirement Receipts:			
Employment and General Retirement.....	71,307	856,457	824,257
Unemployment Insurance.....	207	39,741	41,091
Other Retirement	327	4,165	4,258
Excise Taxes	7,684	67,334	65,069
Estate and Gift Taxes	2,044	28,844	26,044
Customs Duties.....	2,483	27,568	26,010
Miscellaneous Receipts.....	3,165	49,654	47,228
Total.....	272,445	2,523,858	2,567,672
Net Outlays			
National Defense.....	54,651	624,065	551,286
International Affairs.....	750	28,823	28,510
General Science, Space, and Technology.....	2,514	23,951	25,566
Energy.....	718	531	-925
Natural Resources and Environment.....	2,834	30,184	31,772
Agriculture	3,340	22,056	17,662
Commerce and Housing Credit.....	3,178	27,814	388
Transportation	7,910	77,660	72,905
Community and Regional Development.....	2,000	22,535	29,567
Education, Training, Employment and Social Services.....	7,345	89,120	91,361
Health.....	23,276	280,616	266,383
Medicare.....	21,626	390,755	375,407
Income Security.....	25,612	432,733	365,983
Social Security.....	52,156	617,030	586,153
Veterans Benefits and Services.....	4,265	84,687	72,847
Administration of Justice.....	4,600	47,418	41,244
General Government.....	1,053	16,025	17,456
Net Interest.....	14,713	248,902	237,872
Undistributed Offsetting Receipts	-5,821	-86,242	-82,238
Total.....	226,718	2,978,664	2,729,199

Note: Details may not add to totals due to rounding.

Explanatory Notes

1. Flow of Data into Monthly Treasury Statement

The *Monthly Treasury Statement (MTS)* is assembled from data in the central accounting system. The major sources of data include monthly accounting reports by Federal entities and disbursing officers, and daily reports from the Federal Reserve banks. These reports detail accounting transactions affecting receipts and outlays of the Federal Government and off-budget Federal entities, and their related effect on the assets and liabilities of the U.S. Government. Information is presented in the *MTS* on a modified cash basis.

2. Notes on Receipts

Receipts included in the report are classified into the following major categories: (1) budget receipts and (2) offsetting collections (also called applicable receipts). Budget receipts are collections from the public that result from the exercise of the Government's sovereign or governmental powers, excluding receipts offset against outlays. These collections, also called governmental receipts, consist mainly of tax receipts (including social insurance taxes), receipts from court fines, certain licenses, and deposits of earnings by the Federal Reserve System. Refunds of receipts are treated as deductions from gross receipts.

Offsetting collections are from other Government accounts or the public that are of a business-type or market-oriented nature. They are classified into two major categories: (1) offsetting collections credited to appropriations or fund accounts, and (2) offsetting receipts (i.e., amounts deposited in receipt accounts). Collections credited to appropriation or fund accounts normally can be used without appropriation action by Congress. These occur in two instances: (1) when authorized by law, amounts collected for materials or services are treated as reimbursements to appropriations and (2) in the three types of revolving funds (public enterprise, intra governmental, and trust); collections are netted against spending, and outlays are reported as the net amount.

Offsetting receipts in receipt accounts cannot be used without being appropriated. They are subdivided into two categories: (1) proprietary receipts - these collections are from the public and they are offset against outlays by agency and by function, and (2) intra governmental funds - these are payments into receipt accounts from Governmental appropriation or fund accounts. The transactions may be intrabudgetary when the payment and receipt both occur within the budget or from receipts from off-budget Federal entities in those cases where payment is made by a Federal entity whose budget authority and outlays are excluded from the budget totals.

Intrabudgetary transactions are subdivided into three categories: (1) interfund transactions, where the payments are from one fund group (either Federal funds or trust funds) to a receipt account in the other fund group; (2) Federal intrafund transactions, where the payments and receipts both occur within the Federal fund group; and (3) trust intrafund transactions, where the payments and receipts both occur within the trust fund group.

Offsetting receipts are generally deducted from budget authority and outlays by function, by subfunction, or by agency. There are four types of receipts, however, that are deducted from budget totals as undistributed offsetting receipts. They are: (1) agencies' payments (including payments by off-budget Federal entities) as employers into employees retirement funds, (2) interest received by trust funds, (3) rents and royalties on the Outer Continental Shelf lands, and (4) other interest (i.e., interest collected on Outer Continental Shelf money in deposit funds when such money is transferred into the budget).

3. Notes on Outlays

Outlays are generally accounted for on the basis of checks issued, electronic funds transferred, or cash payments made. Certain outlays do not require issuance of cash or checks. An example is charges made against appropriations for that part of employees' salaries withheld for taxes or savings bond allotments - these are counted as payments to the employee and credits for whatever purpose the money was withheld. Outlays are stated net of offsetting collections (including receipts of revolving and management funds) and of refunds. Interest on the public debt (public issues) is recognized on the accrual basis. Federal credit

programs subject to the Federal Credit Reform Act of 1990 use the cash basis of accounting and are divided into two components. The portion of the credit activities that involve a cost to the Government (mainly subsidies) is included within the budget program accounts. The remaining portion of the credit activities are in non-budget financing accounts. Outlays of off-budget Federal entities are excluded by law from budget totals. However, they are shown separately and combined with the on-budget outlays to display total Federal outlays.

4. Processing

The data on payments and collections are reported by account symbol into the central accounting system. In turn, the data are extracted from this system for use in the preparation of the *MTS*.

There are two major checks which are conducted to assure consistency of the data reported:

1. Verification of payment data. The monthly payment activity reported by Federal entities on the Statements of Transactions is compared to the payment activity of Federal entities as reported by disbursing officers.
2. Verification of collection data. Reported collections appearing on Statements of Transactions are compared to deposits as reported by Federal Reserve Banks.

5. Other Sources of Information About Federal Government Financial Activities

- *A Glossary of Terms Used in the Federal Budget Process, January 1995* (Available from the U.S. Government Accounting Office, at <http://www.gao.gov/new.items/do5734sp>, or by calling 202-512-6000. This glossary provides a basic reference document of standardized definitions of terms used by the Federal Government in the budget making process.
- *Daily Treasury Statement* (Available on the internet at <http://www.fms.treas.gov/>). The *Daily Treasury Statement* is published each working day of the Federal Government and provides data on the cash and debt operations of the Treasury.
- *Monthly Statement of the Public Debt of the United States* (Available from GPO, Washington, D.C. 20402 on a subscription basis only and on the internet at <http://www.fms.treas.gov/opd/opd.htm>). This publication provides detailed information concerning the public debt.
- *Treasury Bulletin* (Available from GPO, Washington, D.C. 20402 on a subscription or single copy and on the internet at <http://www.fms.treas.gov/>). Quarterly. Contains a mix of narrative, tables, and charts on Treasury issues, Federal financial operations, international statistics, and special reports.
- *Budget of the United States Government, Fiscal Year 20__* (Available from GPO, Washington, D.C. 20402 on a subscription basis only and on the internet at <http://www.access.gpo.gov/>). This publication is a single volume which provides budget information and contains:
 - *Appendix, The Budget of the United States Government, FY 20__*
 - *The United States Budget in Brief, FY 20__*
 - *Analytical Perspectives*
 - *Historical Tables*
- *Combined Statement of Receipts, Outlays, and Balances of the United States Government* (Available from Financial Management Services, U.S. Department of Treasury, Washington, D.C. 20227 and on the internet at <http://www.fms.treas.gov/annualreport>). This report includes budgetary results at the summary level and presents individual receipt and appropriation accounts at the detail level.

Scheduled Release

**The release date for the October
Statement will be 2:00 p.m. EST November 13, 2008.**

The Monthly Treasury Statement is now available on the Department of Commerce's Economic Bulletin Board.
For information call (202) 482-1986.

**Internet service subscribers can access the current issue of the Monthly Treasury Statement through the
Financial Management Service's home page:**

<http://www.fms.treas.gov>