



# Monthly Treasury Statement

of Receipts and Outlays  
of the United States Government

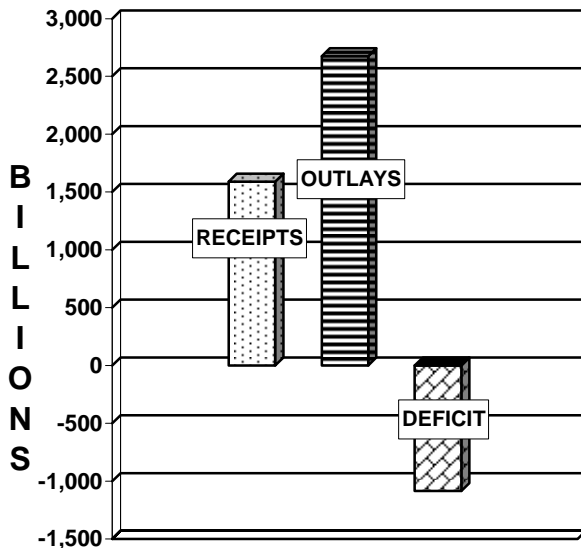
For Fiscal Year 2009 Through **June 30, 2009**, and Other Periods

## Highlight

This month's publication has been realigned to the *FY 2010 Budget*, released by the Office of Management and Budget on May 7, 2009.

This issue includes the semi-annual interest payment to trust funds investing in government securities.

RECEIPTS, OUTLAYS, AND  
SURPLUS/DEFICIT THROUGH JUNE 2009



## Contents

Summary, page 2
Receipts, page 6
Outlays, page 7
Means of financing, page 20
Receipts/outlays by month, page 28
Federal trust funds/securities, page 30
Receipts by source/outlays by function, page 30
Explanatory notes, page 31

Compiled and Published by

Department of the Treasury  
Financial Management Service



# Introduction

The *Monthly Treasury Statement of Receipts and Outlays of the United States Government (MTS)* is prepared by the Financial Management Service, Department of the Treasury, and after approval by the Fiscal Assistant Secretary of the Treasury; is normally released on the 8th workday of the month following the reporting month. The publication is based on data provided by Federal entities, disbursing officers, and Federal Reserve banks.

## AUDIENCE

The *MTS* is published to meet the needs of those responsible for or interested in the cash position of the Treasury, those who are responsible or interested in the Government's budget results; and individuals and businesses whose operations depend upon or are related to the Government's financial operations.

## DISCLOSURE STATEMENT

This statement summarizes the financial activities of the Federal Government and off-budget Federal entities conducted in accordance with the Budget of the U.S. Government, i.e., receipts and outlays of funds, the surplus or deficit, and the means of financing the deficit or disposing of the surplus. Information is presented on a modified cash basis; receipts are accounted for on the basis of collections; refunds of receipts are treated as deductions from gross receipts; revolving and

management fund receipts, reimbursements and refunds of monies previously expended are treated as deductions from gross outlays; and interest on the public debt (public issues) is recognized on the accrual basis. Major information sources include accounting data reported by Federal entities, disbursing officers, and Federal Reserve banks.

## TRIAD OF PUBLICATIONS

The *MTS* is part of a triad of Treasury financial reports. The *Daily Treasury Statement* is published each working day of the Federal Government. It provides data on the cash and debt operations of the Treasury based upon reporting of the Treasury account balances by Federal Reserve banks. The *MTS* is a report of Government receipts and outlays, based on agency reporting. The *Combined Statement of Receipts, Outlays, and Balances of the United States Government* is the official publication of the detailed receipts and outlays of the Government. It is published annually in accordance with legislative mandates given to the Secretary of the Treasury.

## DATA SOURCES AND INFORMATION

The Explanatory Notes section of this publication provides information concerning the flow of data into the *MTS* and sources of information relevant to the *MTS*.

**Table 1. Summary of Receipts, Outlays, and the Deficit/Surplus of the U.S. Government, Fiscal Years 2008 and 2009, by Month**

Period	Receipts	Outlays	Deficit/Surplus (-)
<b>FY 2008</b>			
October.....	178,175	235,014	56,838
November.....	151,055	249,293	98,238
December.....	276,982	228,721	-48,261
January.....	255,217	237,379	-17,839
February.....	105,723	281,287	175,563
March.....	178,816	227,028	48,212
April.....	403,751	244,469	-159,282
May.....	124,272	290,199	165,927
June.....	259,912	226,365	-33,547
July.....	160,494	263,261	102,767
August.....	157,016	268,930	111,914
September.....	272,228	226,494	-45,734
<b>Year-to-Date.....</b>	<b>12,523,642</b>	<b>12,978,440</b>	<b>1454,798</b>
<b>FY 2009</b>			
October.....	164,847	320,372	155,525
November.....	144,782	269,983	125,201
December.....	237,811	289,566	51,755
January.....	226,109	289,567	63,457
February.....	87,328	281,188	193,860
March.....	128,957	320,545	191,589
April.....	266,232	287,139	20,907
May.....	117,241	306,892	189,651
June.....	215,364	309,682	94,318
<b>Year-to-Date.....</b>	<b>1,588,671</b>	<b>2,674,934</b>	<b>1,086,263</b>

<sup>1</sup> The receipt, outlay and deficit figures differ from the *FY 2009 Budget*, released by the Office of Management and Budget on May 7, 2009. The deficit figure differs by -\$3,757 million, due mainly to revisions in the data following the release of the Final Monthly Treasury Statement.

Note: Details may not add to totals due to rounding.

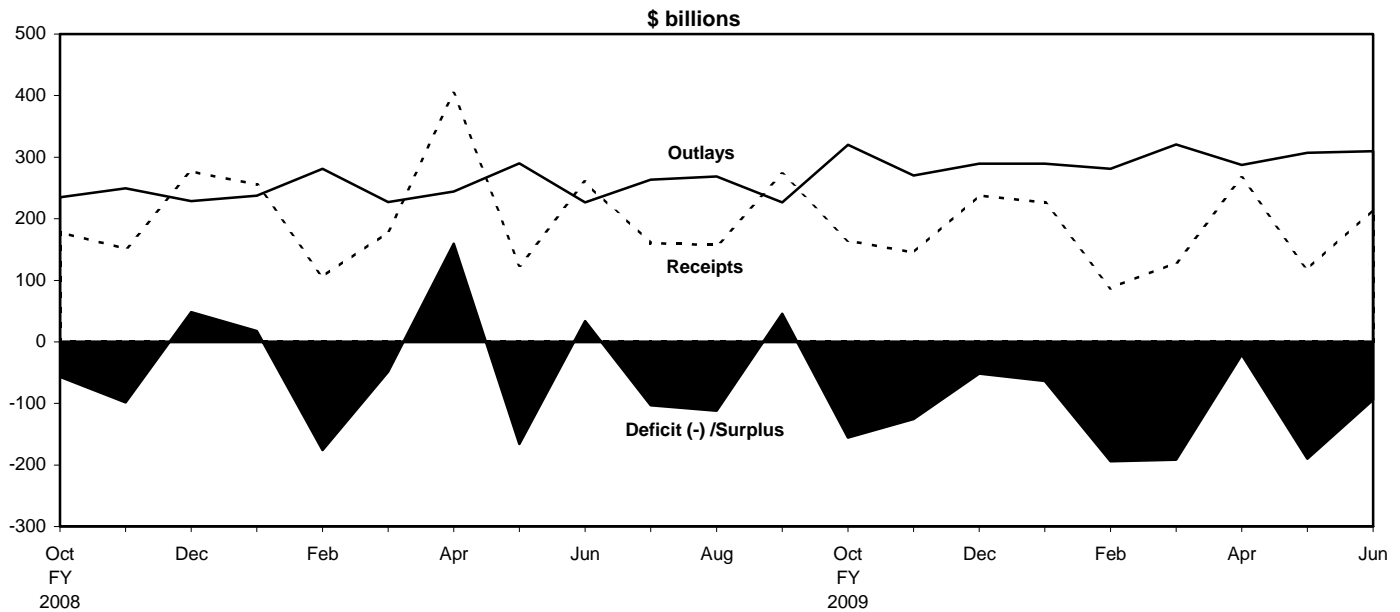
**Table 2. Summary of Budget and Off-Budget Results and Financing of the U.S. Government, June 2009 and Other Periods**

Classification	[\$ millions]				
	This Month	Current Fiscal Year to Date	Budget Estimates Full Fiscal Year <sup>1</sup>	Prior Fiscal Year to Date (2008)	Budget Estimates Next Fiscal Year (2010) <sup>1</sup>
<b>Total On-Budget and Off-Budget Results:</b>					
Total Receipts.....	215,364	1,588,671	2,156,654	1,933,904	2,332,645
On-Budget Receipts.....	155,474	1,085,938	1,501,784	1,430,953	1,649,422
Off-Budget Receipts.....	59,890	502,733	654,870	502,951	683,223
Total Outlays.....	309,682	2,674,934	3,997,842	2,219,755	3,591,076
On-Budget Outlays.....	308,452	2,320,371	3,479,621	1,898,276	3,041,947
Off-Budget Outlays.....	1,230	354,563	518,221	321,479	549,129
Total Surplus (+) or Deficit (-).....	-94,318	-1,086,263	-1,841,188	-285,851	-1,258,431
On-Budget Surplus (+) or Deficit (-).....	-152,978	-1,234,433	-1,977,837	-467,323	-1,392,525
Off-Budget Surplus (+) or Deficit (-).....	+58,660	+148,170	+136,649	+181,472	+134,094
Total On-Budget and Off-Budget Financing.....	94,318	1,086,263	1,841,188	285,851	1,258,431
<b>Means of Financing:</b>					
Borrowing from the Public.....	154,050	1,364,700	2,728,642	241,232	1,350,528
Reduction of Operating Cash, Increase (-).....	-100,720	53,745	301,608	21,921	.....
By Other Means.....	40,988	-332,182	-1,189,062	22,698	-92,097

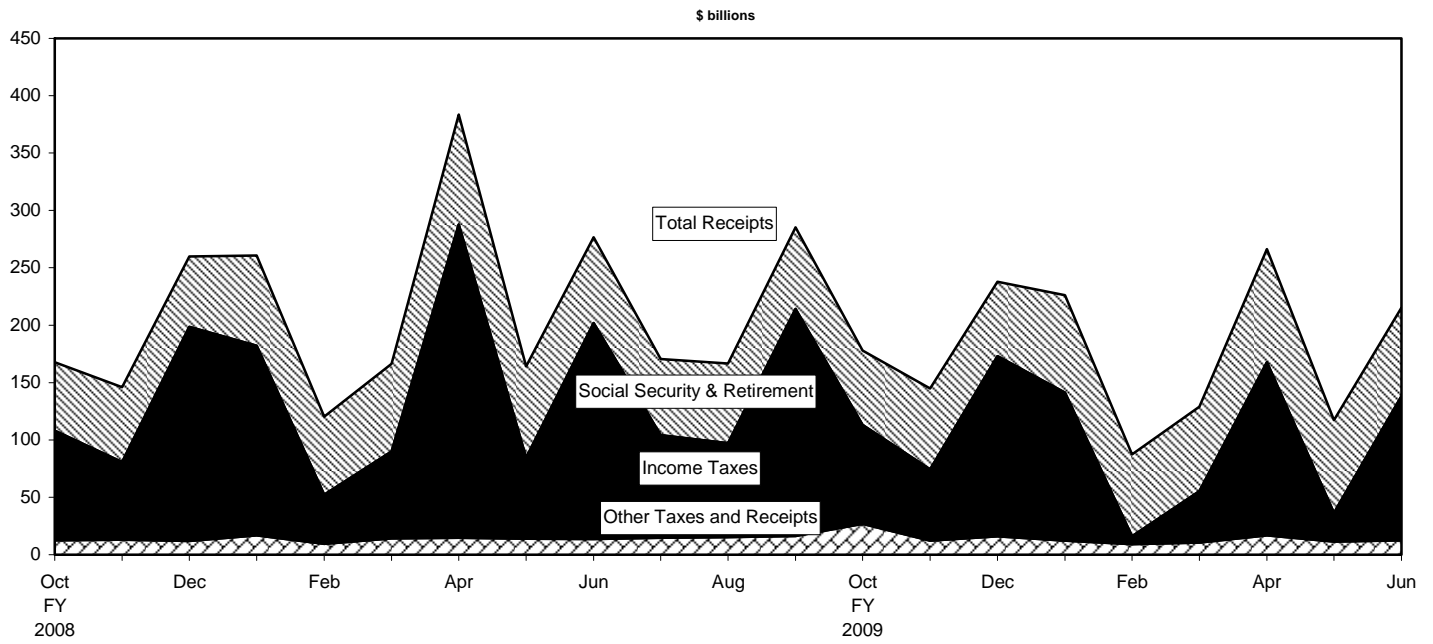
<sup>1</sup>These estimates are based on the *FY 2010 Official Budget*, released by the Office of Management and Budget on May 7, 2009.

... No Transactions  
Note: Details may not add to totals due to rounding.

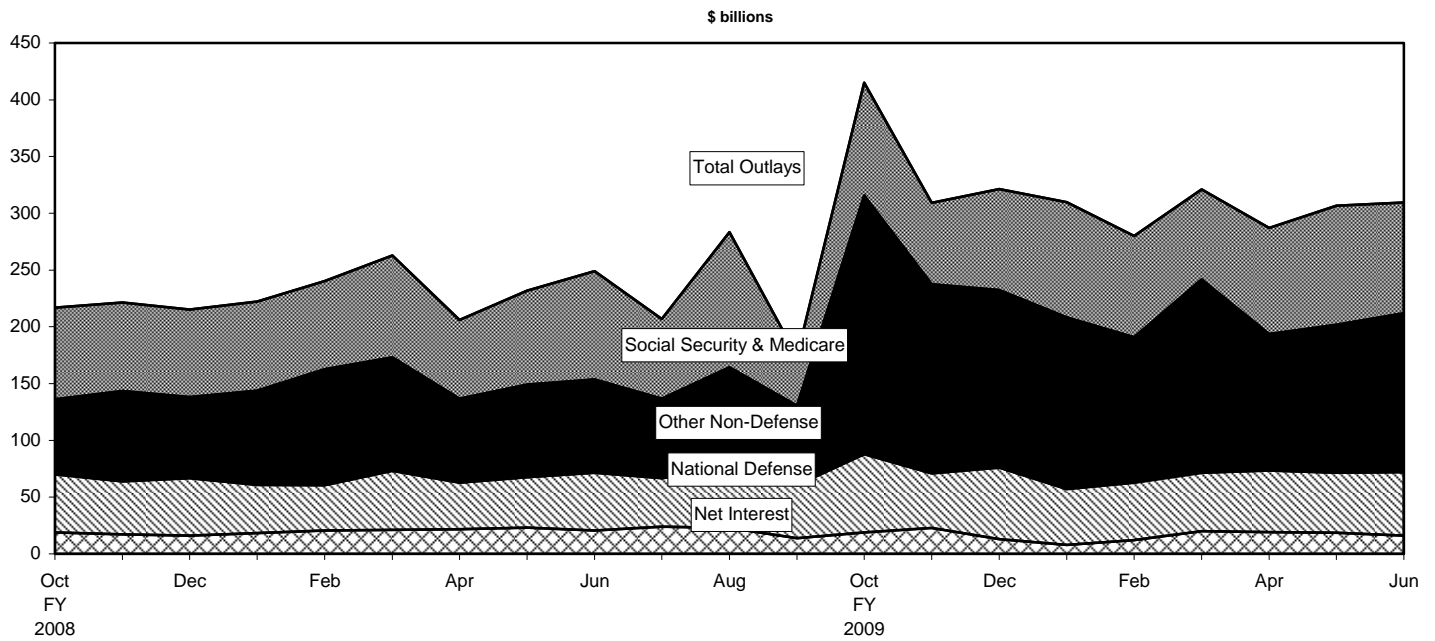
**Figure 1. Monthly Receipts, Outlays, and Budget Deficit/Surplus of the U.S. Government, Fiscal Years 2008 and 2009**



**Figure 2. Monthly Receipts of the U.S. Government, by Source, Fiscal Years 2008 and 2009**



**Figure 3. Monthly Outlays of the U.S. Government, by Function, Fiscal Years 2008 and 2009**



**Table 3. Summary of Receipts and Outlays of the U.S. Government, June 2009 and Other Periods**

Classification	[\$ millions]			
	This Month	Current Fiscal Year to Date	Comparable Prior Period Year to Date	Budget Estimates Full Fiscal Year <sup>1</sup>
<b>Budget Receipts</b>				
Individual Income Taxes .....	92,935	685,523	877,763	953,006
Corporation Income Taxes.....	32,529	101,906	236,516	146,758
Social Insurance and Retirement Receipts:				
Employment and General Retirement (Off-Budget) .....	59,890	502,733	502,951	654,870
Employment and General Retirement (On-Budget) .....	16,601	150,370	151,482	195,856
Unemployment Insurance .....	447	30,249	32,233	44,030
Other Retirement .....	369	3,160	3,131	4,461
Excise Taxes .....	6,735	46,505	48,333	66,280
Estate and Gift Taxes .....	983	18,523	22,413	26,341
Customs Duties .....	1,498	16,943	20,181	23,942
Miscellaneous Receipts .....	3,378	32,760	38,900	41,110
<b>Total Receipts</b> .....	<b>215,364</b>	<b>1,588,671</b>	<b>1,933,904</b>	<b>2,156,654</b>
(On-Budget) .....	155,474	1,085,938	1,430,953	1,501,784
(Off-Budget) .....	59,890	502,733	502,951	654,870
<b>Budget Outlays</b>				
Legislative Branch .....	437	3,606	3,337	4,880
Judicial Branch .....	564	4,971	4,746	6,808
Department of Agriculture .....	8,881	89,263	71,881	116,243
Department of Commerce.....	1,124	8,417	5,666	11,772
Department of Defense-Military .....	53,691	472,769	439,534	665,018
Department of Education .....	-12,422	35,720	51,924	49,684
Department of Energy.....	1,907	16,991	14,506	29,322
Department of Health and Human Services.....	68,526	588,728	520,449	817,769
Department of Homeland Security.....	4,748	39,822	29,923	49,183
Department of Housing and Urban Development .....	20,752	50,859	38,485	65,132
Department of the Interior .....	1,597	8,839	7,454	11,489
Department of Justice.....	2,887	20,179	19,977	29,024
Department of Labor.....	14,477	92,404	41,705	121,949
Department of State.....	1,765	14,901	12,983	22,372
Department of Transportation.....	6,645	47,828	45,374	79,723
Department of the Treasury:				
Interest on Treasury Debt Securities (Gross) .....	106,612	320,651	377,265	392,321
Other .....	38,133	312,376	99,630	640,098
Department of Veterans Affairs.....	8,331	71,326	63,002	96,477
Corps of Engineers.....	544	4,971	3,607	12,615
Other Defense Civil Programs .....	4,562	44,278	34,887	48,494
Environmental Protection Agency.....	838	6,046	5,977	8,421
Executive Office of the President.....	48	527	948	757
General Services Administration.....	49	258	477	1,423
International Assistance Program .....	2,549	13,408	7,335	13,640
National Aeronautics and Space Administration .....	1,750	13,825	12,966	19,574
National Science Foundation .....	562	4,210	4,009	6,687
Office of Personnel Management .....	5,459	54,125	51,748	68,453
Small Business Administration.....	89	1,943	300	2,304
Social Security Administration .....	64,869	544,706	491,710	724,994
Other Independent Agencies .....	-6,113	41,643	12,243	155,126
Allowances .....	.....	.....	.....	3,575
Undistributed Offsetting Receipts:				
Interest.....	-88,313	-177,900	-185,833	-185,804
Other .....	-5,866	-76,755	-68,459	-91,681
<b>Total Outlays</b> .....	<b>309,682</b>	<b>2,674,934</b>	<b>2,219,755</b>	<b>3,997,842</b>
(On-Budget) .....	308,452	2,320,371	1,898,276	3,479,621
(Off-Budget) .....	1,230	354,563	321,479	518,221
<b>Surplus (+) or Deficit (-)</b> .....	<b>-94,318</b>	<b>-1,086,263</b>	<b>-285,851</b>	<b>-1,841,188</b>
(On-Budget) .....	-152,978	-1,234,433	-467,323	-1,977,837
(Off-Budget) .....	+58,660	+148,170	+181,472	+136,649

<sup>1</sup>These estimates are based on the FY 2010 Official Budget, released by the Office of Management and Budget on May 7, 2009.

... No Transactions  
Note: Details may not add to totals due to rounding.

**Table 4. Receipts of the U.S. Government, June 2009 and Other Periods**

Classification	[\$ millions]								
	This Month			Current Fiscal Year to Date			Prior Fiscal Year to Date		
	Gross Receipts	Refunds (Deduct)	Receipts	Gross Receipts	Refunds (Deduct)	Receipts	Gross Receipts	Refunds (Deduct)	Receipts
<b>Individual Income Taxes:</b>									
Withheld.....	164,528			670,575			746,649		
Presidential Election Campaign Fund.....	3			44			48		
Other.....	133,927			262,691			385,070		
<b>Total--Individual Income Taxes.....</b>	<b>98,458</b>	<b>5,523</b>	<b>92,935</b>	<b>933,309</b>	<b>247,787</b>	<b>685,523</b>	<b>1,131,766</b>	<b>254,004</b>	<b>877,763</b>
<b>Corporation Income Taxes.....</b>	<b>40,772</b>	<b>8,243</b>	<b>32,529</b>	<b>176,726</b>	<b>74,820</b>	<b>101,906</b>	<b>277,798</b>	<b>41,282</b>	<b>236,516</b>
<b>Social Insurance and Retirement Receipts:</b>									
<b>Employment and General Retirement:</b>									
<b>Federal Old-Age and Survivors Ins. Trust Fund:</b>									
Federal Insurance Contributions Act Taxes.....	148,832		48,832	410,455		410,455	408,080		408,080
Self-Employment Contributions Act Taxes.....	14,615		4,615	26,322		26,322	25,652		25,652
Adjustments Attributable to Prior Years.....	1,250		-2,250	-7,021		-7,021	-3,793		-3,793
<b>Total--FOASI Trust Fund.....</b>	<b>51,197</b>		<b>51,197</b>	<b>429,756</b>		<b>429,756</b>	<b>429,939</b>		<b>429,939</b>
<b>Federal Disability Insurance Trust Fund:</b>									
Federal Insurance Contributions Act Taxes.....	18,292		8,292	69,699		69,699	69,297		69,297
Self-Employment Contributions Act Taxes.....	1,784		784	4,470		4,470	4,357		4,357
Adjustments Attributable to Prior Years.....	1,383		-383	-1,192		-1,192	-643		-643
<b>Total--FDI Trust Fund.....</b>	<b>8,693</b>		<b>8,693</b>	<b>72,977</b>		<b>72,977</b>	<b>73,011</b>		<b>73,011</b>
<b>Federal Hospital Insurance Trust Fund:</b>									
Federal Insurance Contributions Act Taxes.....	115,246		15,246	136,705		136,705	136,729		136,729
Self-Employment Contributions Act Taxes.....	11,914		1,914	11,220		11,220	11,179		11,179
Receipts from Railroad Retirement Board.....	1,496		496	496		496	494		494
Adjustments Attributable to Prior Years.....	1,942		-942	-1,153		-1,153	-69		-69
<b>Total--FHI Trust Fund.....</b>	<b>16,714</b>		<b>16,714</b>	<b>147,268</b>		<b>147,268</b>	<b>148,333</b>		<b>148,333</b>
<b>Railroad Retirement:</b>									
Rail Pension and Supplemental Annuity.....	193	(**)	193	1,754	1	1,753	1,788	5	1,783
Social Security Equivalent Account.....	-305	(**)	-305	1,351	1	1,349	1,373	6	1,367
<b>Total--Employment and General Retirement.....</b>	<b>76,491</b>	<b>(**)</b>	<b>76,491</b>	<b>653,106</b>	<b>3</b>	<b>653,103</b>	<b>654,444</b>	<b>11</b>	<b>654,433</b>
<b>Unemployment Insurance:</b>									
Deposits by States.....	377		377	24,416		24,416	25,986		25,986
Federal Unemployment Tax Act Taxes.....	46	-23	69	5,799	36	5,763	6,256	80	6,176
Railroad Unemployment Taxes.....	1		1	70		70	71		71
<b>Total--Unemployment Insurance.....</b>	<b>424</b>	<b>-23</b>	<b>447</b>	<b>30,285</b>	<b>36</b>	<b>30,249</b>	<b>32,314</b>	<b>80</b>	<b>32,233</b>
<b>Other Retirement:</b>									
Federal Employees Retirement - Employee Share.....	366		366	3,132		3,132	3,098		3,098
Non-Federal Employees Retirement.....	3		3	29		29	33		33
<b>Total--Other Retirement.....</b>	<b>369</b>		<b>369</b>	<b>3,160</b>		<b>3,160</b>	<b>3,131</b>		<b>3,131</b>
<b>Total--Social Insurance and Retirement Receipts.....</b>	<b>77,285</b>	<b>-23</b>	<b>77,307</b>	<b>686,551</b>	<b>39</b>	<b>686,512</b>	<b>689,889</b>	<b>92</b>	<b>689,797</b>
<b>Excise Taxes:</b>									
Miscellaneous Excise Taxes.....	2,349	207	2,142	14,811	1,187	13,625	15,571	1,114	14,457
Airport and Airway Trust Fund.....	1,167		1,167	7,977	81	7,896	8,088	39	8,049
Highway Trust Fund.....	3,364		3,364	25,177	654	24,523	25,988	629	25,359
Black Lung Disability Trust Fund.....	61		61	461		461	468		468
<b>Total--Excise Taxes.....</b>	<b>6,942</b>	<b>207</b>	<b>6,735</b>	<b>48,426</b>	<b>1,922</b>	<b>46,505</b>	<b>50,116</b>	<b>1,782</b>	<b>48,333</b>
<b>Estate and Gift Taxes.....</b>	<b>1,051</b>	<b>68</b>	<b>983</b>	<b>19,440</b>	<b>918</b>	<b>18,523</b>	<b>23,149</b>	<b>735</b>	<b>22,413</b>
<b>Customs Duties.....</b>	<b>1,614</b>	<b>116</b>	<b>1,498</b>	<b>17,749</b>	<b>806</b>	<b>16,943</b>	<b>20,914</b>	<b>733</b>	<b>20,181</b>
<b>Miscellaneous Receipts:</b>									
Deposits of Earnings by Federal Reserve Banks.....	1,992		1,992	19,927		19,927	27,453		27,453
Universal Service Fund.....	699		699	6,097		6,097	6,084		6,084
All Other.....	692	6	687	6,803	67	6,735	5,408	45	5,363
<b>Total -- Miscellaneous Receipts.....</b>	<b>3,383</b>	<b>6</b>	<b>3,378</b>	<b>32,827</b>	<b>67</b>	<b>32,760</b>	<b>38,945</b>	<b>45</b>	<b>38,900</b>
<b>Total -- Receipts.....</b>	<b>229,504</b>	<b>14,140</b>	<b>215,364</b>	<b>1,915,030</b>	<b>326,359</b>	<b>1,588,671</b>	<b>2,232,576</b>	<b>298,673</b>	<b>1,933,904</b>
<b>Total -- On-Budget.....</b>	<b>169,614</b>	<b>14,140</b>	<b>155,474</b>	<b>1,412,296</b>	<b>326,359</b>	<b>1,085,938</b>	<b>1,729,626</b>	<b>298,673</b>	<b>1,430,953</b>
<b>Total -- Off-Budget.....</b>	<b>59,890</b>		<b>59,890</b>	<b>502,733</b>		<b>502,733</b>	<b>502,951</b>		<b>502,951</b>

<sup>1</sup> In accordance with the Social Security Act as amended: "Individual income taxes, Withheld" have been increased and "Federal Insurance Contribution Act Taxes" correspondingly decreased by \$4,707 million to correct estimates for the quarter ending June 30, 2008. "Individual income taxes, Other" have been decreased and "Self-Employment Contribution Act Taxes" correspondingly increased by \$1,132 million to correct estimates for calendar year 2006 and prior.

... No Transactions  
 Note: Details may not add to totals due to rounding.  
 (\*\*) Less than \$500,000

**Table 5. Outlays of the U.S. Government, June 2009 and Other Periods**

Classification	[\$ millions]								
	This Month			Current Fiscal Year to Date			Prior Fiscal Year to Date		
	Gross Outlays	Applicable Receipts	Outlays	Gross Outlays	Applicable Receipts	Outlays	Gross Outlays	Applicable Receipts	Outlays
<b>Legislative Branch:</b>									
Senate.....	71	(**)	71	647	2	646	614	2	612
House of Representatives.....	114	(**)	114	1,008	1	1,007	996	1	995
Joint Items.....	1	.....	1	15	.....	15	16	.....	16
Capitol Police.....	34	.....	34	233	.....	233	208	.....	208
Congressional Budget Office.....	5	.....	5	31	.....	31	28	.....	28
Architect of the Capitol.....	42	(**)	41	374	3	371	374	8	366
Library of Congress.....	73	1	72	722	6	716	634	8	626
Government Printing Office.....	28	.....	28	131	.....	131	62	.....	62
Government Accountability Office.....	61	.....	61	398	.....	398	376	.....	376
United States Tax Court.....	4	.....	4	37	.....	37	35	.....	35
Other Legislative Branch Agencies.....	5	.....	5	43	.....	43	37	.....	37
Proprietary Receipts from the Public.....	.....	(**)	(**)	.....	4	-4	.....	-5	5
Intrabudgetary Transactions.....	(**)	.....	(**)	-18	.....	-18	-30	.....	-30
<b>Total--Legislative Branch.....</b>	<b>439</b>	<b>2</b>	<b>437</b>	<b>3,623</b>	<b>17</b>	<b>3,606</b>	<b>3,349</b>	<b>13</b>	<b>3,337</b>
<b>Judicial Branch:</b>									
Supreme Court of the United States.....	6	.....	6	68	.....	68	64	.....	64
Courts of Appeals, District Courts, and Other									
Judicial Services.....	822	.....	822	5,104	.....	5,104	4,902	.....	4,902
Other.....	22	.....	22	257	.....	257	215	.....	215
Proprietary Receipts from the Public.....	.....	2	-2	.....	93	-93	.....	40	-40
Intrabudgetary Transactions.....	-284	.....	-284	-365	.....	-365	-394	.....	-394
<b>Total--Judicial Branch.....</b>	<b>566</b>	<b>2</b>	<b>564</b>	<b>5,064</b>	<b>93</b>	<b>4,971</b>	<b>4,786</b>	<b>40</b>	<b>4,746</b>
<b>Department of Agriculture:</b>									
Agricultural Research Service.....	127	.....	127	916	.....	916	1,008	.....	1,008
National Institute of Food and Agriculture:									
Research and Education Activities.....	72	.....	72	459	.....	459	481	.....	481
Extension Activities.....	52	.....	52	358	.....	358	335	.....	335
Other.....	18	.....	18	58	.....	58	52	.....	52
Animal and Plant Health Inspection Service.....	130	.....	130	881	.....	881	888	.....	888
Food Safety and Inspection Service.....	109	.....	109	730	.....	730	695	.....	695
Agricultural Marketing Service.....	192	.....	192	987	.....	987	637	.....	637
Risk Management Agency:									
Administrative and Operating Expenses.....	8	.....	8	53	.....	53	56	.....	56
Federal Crop Insurance Corporation Fund.....	255	27	228	10,063	4,178	5,885	4,123	2,065	2,057
Farm Service Agency:									
Salaries and Expenses.....	164	.....	164	789	.....	789	773	.....	773
Commodity Credit Corporation.....	383	1,037	-654	19,354	8,188	11,165	19,331	9,751	9,580
Tobacco Trust Fund.....	221	.....	221	884	.....	884	900	.....	900
Agricultural Credit Insurance Fund.....	18	19	-1	470	234	236	569	309	260
Other.....	52	.....	52	212	.....	212	2,336	.....	2,336
<b>Total--Farm Service Agency.....</b>	<b>838</b>	<b>1,056</b>	<b>-218</b>	<b>21,707</b>	<b>8,423</b>	<b>13,285</b>	<b>23,908</b>	<b>10,060</b>	<b>13,848</b>
Natural Resources Conservation Service:									
Conservation Operations.....	117	.....	117	627	.....	627	613	.....	613
Farm Security and Rural Investment Programs.....	77	.....	77	1,194	.....	1,194	1,320	.....	1,320
Other.....	37	.....	37	207	.....	207	214	.....	214
Rural Development.....	-29	.....	-29	-105	.....	-105	3	.....	3
Rural Housing Service:									
Rural Housing Insurance Fund.....	56	65	-9	714	598	115	640	701	-61
Rental Assistance Program.....	84	.....	84	728	.....	728	694	.....	694
Other.....	18	.....	18	145	.....	145	147	.....	147
Rural Utilities Service:									
Rural Electrification and Telecommunications Fund.....	83	135	-52	364	1,566	-1,202	621	2,139	-1,518
Other.....	134	17	117	572	163	409	481	165	316
Foreign Agricultural Service.....	117	.....	117	1,450	.....	1,450	908	.....	908
Food and Nutrition Service:									
Food Stamp Program.....	5,222	.....	5,222	39,604	.....	39,604	28,952	.....	28,952
Child Nutrition Programs.....	1,709	.....	1,709	13,270	.....	13,270	11,909	.....	11,909
Special Supplemental Nutrition Program For									
Women, Infants, and Children (WIC).....	554	.....	554	4,900	.....	4,900	4,614	.....	4,614
Other.....	27	.....	27	425	.....	425	301	.....	301
<b>Total--Food and Nutrition Service.....</b>	<b>7,512</b>	<b>.....</b>	<b>7,512</b>	<b>58,199</b>	<b>.....</b>	<b>58,199</b>	<b>45,776</b>	<b>.....</b>	<b>45,776</b>
Forest Service:									
National Forest System.....	145	.....	145	1,099	.....	1,099	1,106	.....	1,106
Capital Improvement and Maintenance.....	58	.....	58	346	.....	346	314	.....	314
Wildland Fire Management.....	233	.....	233	1,518	.....	1,518	1,425	.....	1,425
Forest Service Permanent Appropriations.....	20	.....	20	620	.....	620	536	.....	536
Other.....	107	.....	107	657	.....	657	680	.....	680
<b>Total--Forest Service.....</b>	<b>562</b>	<b>.....</b>	<b>562</b>	<b>4,240</b>	<b>.....</b>	<b>4,240</b>	<b>4,060</b>	<b>.....</b>	<b>4,060</b>
Other.....	88	3	86	804	33	770	817	39	778
Proprietary Receipts from the Public.....	.....	469	-469	.....	940	-940	.....	1,440	-1,440
Intrabudgetary Transactions.....	-4	.....	-4	-188	.....	-188	15	.....	15
<b>Total--Department of Agriculture.....</b>	<b>10,653</b>	<b>1,772</b>	<b>8,881</b>	<b>105,164</b>	<b>15,901</b>	<b>89,263</b>	<b>88,492</b>	<b>16,611</b>	<b>71,881</b>

**Table 5. Outlays of the U.S. Government, June 2009 and Other Periods – Continued**

Classification	[\$ millions]								
	This Month			Current Fiscal Year to Date			Prior Fiscal Year to Date		
	Gross Outlays	Applicable Receipts	Outlays	Gross Outlays	Applicable Receipts	Outlays	Gross Outlays	Applicable Receipts	Outlays
<b>Department of Commerce:</b>									
Economic Development Administration .....	28	(**)	28	197	1	196	198	1	197
Bureau of the Census .....	252	.....	252	2,054	.....	2,054	887	.....	887
International Trade Administration .....	36	.....	36	307	.....	307	327	.....	327
National Oceanic and Atmospheric Administration .....	522	(**)	521	3,457	6	3,452	3,161	13	3,148
National Institute of Standards and Technology .....	56	.....	56	573	.....	573	576	.....	576
National Telecommunication and Information Administration .....	109	.....	109	1,538	.....	1,538	246	.....	246
Other .....	98	3	95	372	16	356	277	16	261
Proprietary Receipts from the Public .....	.....	-20	20	.....	52	-52	.....	-1	1
Intrabudgetary Transactions .....	5	.....	5	-7	.....	-7	24	.....	24
<b>Total--Department of Commerce .....</b>	<b>1,107</b>	<b>-17</b>	<b>1,124</b>	<b>8,491</b>	<b>74</b>	<b>8,417</b>	<b>5,694</b>	<b>28</b>	<b>5,666</b>
<b>Department of Defense--Military:</b>									
<b>Military Personnel:</b>									
Department of the Army .....	5,055	.....	5,055	49,636	.....	49,636	46,271	.....	46,271
Department of the Navy .....	3,587	.....	3,587	33,899	.....	33,899	32,573	.....	32,573
Department of the Air Force .....	2,660	.....	2,660	25,091	.....	25,091	24,414	.....	24,414
Defense Agencies .....	.....	.....	.....	3,745	.....	3,745	2,776	.....	2,776
<b>Total--Military Personnel .....</b>	<b>11,302</b>	<b>.....</b>	<b>11,302</b>	<b>112,371</b>	<b>.....</b>	<b>112,371</b>	<b>106,034</b>	<b>.....</b>	<b>106,034</b>
<b>Operation and Maintenance:</b>									
Department of the Army .....	8,619	.....	8,619	71,222	.....	71,222	69,079	.....	69,079
Department of the Navy .....	4,199	.....	4,199	37,819	.....	37,819	36,012	.....	36,012
Department of the Air Force .....	4,622	.....	4,622	38,521	.....	38,521	36,404	.....	36,404
Defense Agencies .....	5,507	.....	5,507	42,798	.....	42,798	37,352	.....	37,352
<b>Total--Operation and Maintenance .....</b>	<b>22,947</b>	<b>.....</b>	<b>22,947</b>	<b>190,360</b>	<b>.....</b>	<b>190,360</b>	<b>178,848</b>	<b>.....</b>	<b>178,848</b>
<b>International Reconstruction and Other Assistance:</b>									
Department of the Army .....	3	.....	3	24	.....	24	22	.....	22
<b>Procurement:</b>									
Department of the Army .....	4,266	.....	4,266	33,495	.....	33,495	27,902	.....	27,902
Department of the Navy .....	3,790	.....	3,790	28,402	.....	28,402	28,154	.....	28,154
Department of the Air Force .....	2,694	.....	2,694	27,305	.....	27,305	24,887	.....	24,887
Defense Agencies .....	582	.....	582	5,201	.....	5,201	3,788	.....	3,788
<b>Total--Procurement .....</b>	<b>11,332</b>	<b>.....</b>	<b>11,332</b>	<b>94,402</b>	<b>.....</b>	<b>94,402</b>	<b>84,731</b>	<b>.....</b>	<b>84,731</b>
<b>Research, Development, Test, and Evaluation:</b>									
Department of the Army .....	1,280	.....	1,280	9,022	.....	9,022	8,499	.....	8,499
Department of the Navy .....	1,878	.....	1,878	14,707	.....	14,707	13,883	.....	13,883
Department of the Air Force .....	1,747	.....	1,747	19,875	.....	19,875	18,175	.....	18,175
Defense Agencies .....	1,869	.....	1,869	16,166	.....	16,166	15,238	.....	15,238
<b>Total--Research, Development, Test, and Evaluation .....</b>	<b>6,774</b>	<b>.....</b>	<b>6,774</b>	<b>59,770</b>	<b>.....</b>	<b>59,770</b>	<b>55,795</b>	<b>.....</b>	<b>55,795</b>
<b>Military Construction:</b>									
Department of the Army .....	391	.....	391	3,098	.....	3,098	2,222	.....	2,222
Department of the Navy .....	71	.....	71	1,273	.....	1,273	1,049	.....	1,049
Department of the Air Force .....	134	.....	134	969	.....	969	1,065	.....	1,065
Defense Agencies .....	781	.....	781	6,867	.....	6,867	3,712	.....	3,712
<b>Total--Military Construction .....</b>	<b>1,378</b>	<b>.....</b>	<b>1,378</b>	<b>12,208</b>	<b>.....</b>	<b>12,208</b>	<b>8,047</b>	<b>.....</b>	<b>8,047</b>
<b>Family Housing:</b>									
Department of the Army .....	51	.....	51	540	.....	540	811	.....	811
Department of the Navy .....	35	.....	35	364	.....	364	392	.....	392
Department of the Air Force .....	101	.....	101	872	.....	872	1,009	.....	1,009
Defense Agencies .....	7	.....	7	228	.....	228	397	(**)	397
<b>Revolving and Management Funds:</b>									
Department of the Army .....	.....	.....	.....	.....	.....	.....	(**)	.....	(**)
Department of the Navy .....	148	.....	148	1,348	.....	1,348	1,256	.....	1,256
Defense Agencies:									
Working Capital Fund .....	-220	.....	-220	1,235	.....	1,235	2,963	.....	2,963
Other .....	66	.....	66	185	.....	185	-162	(**)	-162
Allowances .....	-6	.....	-6	-44	.....	-44	34	.....	34
<b>Trust Funds:</b>									
Department of the Army .....	(**)	.....	(**)	2	.....	2	2	.....	2
Department of the Navy .....	4	.....	4	22	.....	22	15	.....	15
Department of the Air Force .....	(**)	.....	(**)	6	1	5	10	6	5
Defense Agencies .....	14	.....	14	125	.....	125	138	.....	138
<b>Proprietary Receipts from the Public:</b>									
Department of the Army .....	.....	54	-54	.....	193	-193	.....	634	-634
Department of the Navy .....	.....	7	-7	.....	245	-245	.....	58	-58
Department of the Air Force .....	.....	20	-20	.....	19	-19	.....	40	-40
Defense Agencies .....	.....	100	-100	.....	720	-720	.....	351	-351
<b>Intrabudgetary Transactions:</b>									
Department of the Army .....	-640	.....	-640	-615	.....	-615	217	.....	217
Department of the Navy .....	91	.....	91	-4	.....	-4	-8	.....	-8
Department of the Air Force .....	-23	.....	-23	-44	.....	-44	-30	.....	-30
Defense Agencies .....	508	.....	508	599	.....	599	109	.....	109
<b>Offsetting Governmental Receipts:</b>									
Department of the Army .....	.....	(**)	(**)	.....	7	-7	.....	8	-8
Defense Agencies .....	.....	(**)	(**)	.....	(**)	(**)	.....	(**)	(**)
<b>Total--Department of Defense--Military .....</b>	<b>53,872</b>	<b>181</b>	<b>53,691</b>	<b>473,954</b>	<b>1,185</b>	<b>472,769</b>	<b>440,631</b>	<b>1,097</b>	<b>439,534</b>



**Table 5. Outlays of the U.S. Government, June 2009 and Other Periods – Continued**

Classification	[\$ millions]								
	This Month			Current Fiscal Year to Date			Prior Fiscal Year to Date		
	Gross Outlays	Applicable Receipts	Outlays	Gross Outlays	Applicable Receipts	Outlays	Gross Outlays	Applicable Receipts	Outlays
<b>Department of Education:</b>									
Office of Elementary and Secondary Education:									
Education for the Disadvantaged.....	1,614	.....	1,614	11,986	.....	11,986	11,461	.....	11,461
Impact Aid.....	102	.....	102	1,276	.....	1,276	1,198	.....	1,198
School Improvement Programs.....	646	.....	646	4,055	.....	4,055	3,987	.....	3,987
State Fiscal Stabilization Fund, Recovery Act.....	3,493	.....	3,493	6,884	.....	6,884	.....	.....	.....
Other.....	18	.....	18	91	.....	91	89	.....	89
<b>Total--Office of Elementary and Secondary Education.....</b>	<b>5,873</b>	<b>.....</b>	<b>5,873</b>	<b>24,292</b>	<b>.....</b>	<b>24,292</b>	<b>16,735</b>	<b>.....</b>	<b>16,735</b>
Office of Innovation and Improvement.....	108	.....	108	757	.....	757	655	.....	655
Office of Safe and Drug-Free Schools.....	14	.....	14	537	.....	537	552	.....	552
Office of English Language Acquisition.....	161	.....	161	592	.....	592	484	.....	484
Office of Special Education and Rehabilitative Services:									
Special Education.....	1,387	.....	1,387	10,337	.....	10,337	10,121	.....	10,121
Rehabilitation Services and Disability Research.....	270	.....	270	2,443	.....	2,443	2,469	.....	2,469
Special Institutions for Persons with Disabilities.....	10	.....	10	155	.....	155	145	.....	145
Office of Vocational and Adult Education.....	225	.....	225	1,558	.....	1,558	1,475	.....	1,475
Office of Postsecondary Education:									
Higher Education.....	224	.....	224	1,650	.....	1,650	1,501	.....	1,501
Other.....	(**)	2	-2	171	16	155	166	15	151
<b>Total--Office of Postsecondary Education.....</b>	<b>224</b>	<b>2</b>	<b>222</b>	<b>1,822</b>	<b>16</b>	<b>1,806</b>	<b>1,668</b>	<b>15</b>	<b>1,653</b>
Office of Federal Student Aid:									
Student Financial Assistance.....	937	.....	937	14,878	.....	14,878	11,874	.....	11,874
Academic Competitiveness-Smart Grant Program.....	24	.....	24	467	.....	467	433	.....	433
Student Aid Administration.....	87	.....	87	544	.....	544	478	.....	478
Federal Student Loan Reserve Fund.....	.....	.....	.....	-391	.....	-391	-483	.....	-483
Federal Direct Student Loans.....	1,386	.....	1,386	1,406	.....	1,406	5,582	.....	5,582
Federal Family Education Loans.....	978	.....	978	599	.....	599	4,430	.....	4,430
<b>Total--Federal Student Aid.....</b>	<b>3,411</b>	<b>.....</b>	<b>3,411</b>	<b>17,503</b>	<b>.....</b>	<b>17,503</b>	<b>22,314</b>	<b>.....</b>	<b>22,314</b>
Institute of Education Sciences.....	38	.....	38	430	.....	430	338	.....	338
Departmental Management.....	51	.....	51	409	.....	409	407	.....	407
Hurricane Education Recovery.....	4	.....	4	53	.....	53	152	.....	152
Proprietary Receipts from the Public.....	.....	24,205	-24,205	.....	25,174	-25,174	.....	5,602	-5,602
Intrabudgetary Transactions.....	9	.....	9	24	.....	24	27	.....	27
<b>Total--Department of Education.....</b>	<b>11,786</b>	<b>24,207</b>	<b>-12,422</b>	<b>60,910</b>	<b>25,190</b>	<b>35,720</b>	<b>57,541</b>	<b>5,617</b>	<b>51,924</b>
<b>Department of Energy:</b>									
National Nuclear Security Administration:									
Naval Reactors.....	59	.....	59	605	.....	605	593	.....	593
Weapons Activities.....	459	.....	459	4,516	.....	4,516	4,507	.....	4,507
Defense Nuclear Nonproliferation.....	145	.....	145	1,206	.....	1,206	1,208	.....	1,208
Other.....	29	.....	29	301	.....	301	286	.....	286
Environmental and Other Defense Activities:									
Defense Environmental Cleanup.....	449	.....	449	4,413	.....	4,413	4,330	.....	4,330
Other Defense Activities.....	67	.....	67	632	.....	632	576	.....	576
Defense Nuclear Waste Disposal.....	10	.....	10	112	.....	112	190	.....	190
Other.....	.....	.....	.....	(**)	.....	(**)	-1	.....	-1
Energy Programs:									
Science.....	286	.....	286	3,001	.....	3,001	2,860	.....	2,860
Energy Supply.....	129	.....	129	1,001	.....	1,001	1,177	.....	1,177
Energy Efficiency and Renewable Energy.....	167	.....	167	1,044	.....	1,044	261	.....	261
Uranium Enrichment Decontamination and Decommissioning Fund.....	45	.....	45	402	.....	402	387	.....	387
Other.....	287	17	269	1,867	56	1,810	1,261	27	1,234
<b>Total--Energy Programs.....</b>	<b>914</b>	<b>17</b>	<b>897</b>	<b>7,315</b>	<b>56</b>	<b>7,259</b>	<b>5,947</b>	<b>27</b>	<b>5,919</b>
Power Marketing Administration.....	184	251	-67	2,157	2,123	33	2,337	2,428	-91
Departmental Administration.....	37	.....	37	195	.....	195	185	.....	185
Proprietary Receipts from the Public.....	.....	68	-68	.....	1,073	-1,073	.....	1,040	-1,040
Intrabudgetary Transactions.....	-110	.....	-110	-1,209	.....	-1,209	-2,156	.....	-2,156
<b>Total--Department of Energy.....</b>	<b>2,244</b>	<b>336</b>	<b>1,907</b>	<b>20,244</b>	<b>3,253</b>	<b>16,991</b>	<b>18,001</b>	<b>3,495</b>	<b>14,506</b>

**Table 5. Outlays of the U.S. Government, June 2009 and Other Periods – Continued**

Classification	[\$ millions]								
	This Month			Current Fiscal Year to Date			Prior Fiscal Year to Date		
	Gross Outlays	Applicable Receipts	Outlays	Gross Outlays	Applicable Receipts	Outlays	Gross Outlays	Applicable Receipts	Outlays
<b>Department of Health and Human Services:</b>									
Public Health Service:									
Food and Drug Administration .....	179	1	178	1,539	5	1,534	977	6	971
Health Resources and Services Administration .....	715	1	714	5,292	8	5,284	5,254	10	5,244
Indian Health Services .....	193	.....	193	2,932	.....	2,932	2,385	.....	2,385
Centers for Disease Control and Prevention .....	387	.....	387	4,420	.....	4,420	4,300	.....	4,300
National Institutes of Health .....	2,682	.....	2,682	22,126	.....	22,126	21,682	.....	21,682
Substance Abuse and Mental Health Services Administration .....	511	.....	511	2,677	.....	2,677	2,502	.....	2,502
Agency for Healthcare Research and Quality .....	-110	.....	-110	-92	.....	-92	-115	.....	-115
<b>Total--Public Health Service .....</b>	<b>4,556</b>	<b>1</b>	<b>4,555</b>	<b>38,893</b>	<b>13</b>	<b>38,881</b>	<b>36,985</b>	<b>15</b>	<b>36,969</b>
Centers for Medicare and Medicaid Services:									
Grants to States for Medicaid .....	22,129	.....	22,129	186,438	.....	186,438	151,479	.....	151,479
Payments to Health Care Trust Funds .....	19,525	.....	19,525	157,276	.....	157,276	144,605	.....	144,605
State Children's Health Insurance Fund .....	766	.....	766	5,578	.....	5,578	5,231	.....	5,231
Federal Hospital Insurance Trust Fund:									
Benefit Payments .....	22,548	.....	22,548	176,075	.....	176,075	164,654	.....	164,654
Administrative Expenses .....	210	.....	210	1,715	.....	1,715	1,568	.....	1,568
<b>Total--FHI Trust Fund .....</b>	<b>22,758</b>	<b>.....</b>	<b>22,758</b>	<b>177,790</b>	<b>.....</b>	<b>177,790</b>	<b>166,221</b>	<b>.....</b>	<b>166,221</b>
Health Care Fraud and Abuse Control .....	191	.....	191	704	.....	704	861	.....	861
Federal Supplementary Medical Insurance Trust Fund:									
Benefit Payments .....	18,893	.....	18,893	149,198	.....	149,198	136,725	.....	136,725
Administrative Expenses .....	247	.....	247	1,946	.....	1,946	1,962	.....	1,962
<b>Total--FSMI Trust Fund .....</b>	<b>19,140</b>	<b>.....</b>	<b>19,140</b>	<b>151,143</b>	<b>.....</b>	<b>151,143</b>	<b>138,686</b>	<b>.....</b>	<b>138,686</b>
Medicare Prescription Drugs:									
Benefit Payments .....	4,472	.....	4,472	39,194	.....	39,194	31,197	.....	31,197
Administrative Expenses .....	41	.....	41	131	.....	131	268	.....	268
Other .....	47	.....	47	396	.....	396	449	.....	449
<b>Total--Centers for Medicare and Medicaid Services .....</b>	<b>89,070</b>	<b>.....</b>	<b>89,070</b>	<b>718,650</b>	<b>.....</b>	<b>718,650</b>	<b>638,998</b>	<b>.....</b>	<b>638,998</b>
Administration for Children and Families:									
Temporary Assistance for Needy Families .....	1,325	.....	1,325	13,904	.....	13,904	13,834	.....	13,834
Contingency Fund .....	225	.....	225	546	.....	546	223	.....	223
Payments to States for Child Support Enforcement and Family Support Programs .....									
Low Income Home Energy Assistance .....	334	.....	334	3,000	.....	3,000	2,738	.....	2,738
Refugee and Entrant Assistance .....	347	.....	347	4,015	.....	4,015	2,365	.....	2,365
Child Care Entitlement to States .....	63	.....	63	474	.....	474	433	.....	433
Child Care Entitlement to States .....	252	.....	252	2,246	.....	2,246	2,164	.....	2,164
Payments to States for the Child Care and Development Block Grant .....									
Social Services Block Grant .....	244	.....	244	1,642	.....	1,642	1,532	.....	1,532
Children and Families Services Programs .....	95	.....	95	1,333	.....	1,333	1,459	.....	1,459
Payments to States for Foster Care and Adoption Assistance .....	560	.....	560	6,884	.....	6,884	6,948	.....	6,948
Other .....	686	.....	686	5,176	.....	5,176	5,038	.....	5,038
<b>Total--Administration for Children and Families .....</b>	<b>4,174</b>	<b>.....</b>	<b>4,174</b>	<b>39,582</b>	<b>.....</b>	<b>39,582</b>	<b>37,059</b>	<b>.....</b>	<b>37,059</b>
Administration on Aging .....	120	.....	120	1,113	.....	1,113	1,075	.....	1,075
Departmental Management .....	263	.....	263	1,562	.....	1,562	2,061	.....	2,061
Other .....	80	.....	80	518	.....	518	442	.....	442
Proprietary Receipts from the Public .....	.....	10,248	-10,248	.....	54,387	-54,387	.....	51,378	-51,378
Intrabudgetary Transactions:									
Payments for Health Insurance for the Aged:									
Federal Supplementary Medical Insurance Trust Fund .....	-16,465	.....	-16,465	-144,916	.....	-144,916	-133,257	.....	-133,257
Payments for Tax and Other Credits:									
Federal Hospital Insurance Trust Fund .....	-2,093	.....	-2,093	-11,394	.....	-11,394	-11,344	.....	-11,344
Other .....	-929	.....	-929	-883	.....	-883	-175	.....	-175
<b>Total--Department of Health and Human Services .....</b>	<b>78,775</b>	<b>10,249</b>	<b>68,526</b>	<b>643,127</b>	<b>54,399</b>	<b>588,728</b>	<b>571,842</b>	<b>51,393</b>	<b>520,449</b>
<b>Department of Homeland Security:</b>									
Departmental Management and Operations .....	116	.....	116	750	.....	750	586	.....	586
Citizenship and Immigration Services .....	236	.....	236	1,855	.....	1,855	1,510	.....	1,510
United States Secret Service .....	154	.....	154	1,269	.....	1,269	1,191	.....	1,191
Transportation Security Administration .....	501	.....	501	3,748	.....	3,748	3,457	.....	3,457
Immigration and Customs Enforcement .....	541	.....	541	3,901	.....	3,901	3,324	.....	3,324
Customs and Border Protection .....	1,146	.....	1,146	9,312	.....	9,312	7,236	.....	7,236
United States Coast Guard .....	809	1	808	7,107	8	7,099	6,575	7	6,568
National Protection and Programs Directorate .....	161	.....	161	948	.....	948	841	.....	841
Federal Emergency Management Administration:									
State and Local Programs .....	250	.....	250	1,385	.....	1,385	1,672	.....	1,672
Firefighter Assistance Grants .....	49	.....	49	381	.....	381	561	.....	561
Disaster Relief .....	860	.....	860	8,059	.....	8,059	5,572	.....	5,572
National Flood Insurance Fund .....	86	118	-32	3,109	685	2,424	971	1,146	-175
Other .....	172	.....	172	1,157	.....	1,157	839	.....	839
<b>Total--Federal Emergency Management Administration .....</b>	<b>1,417</b>	<b>118</b>	<b>1,298</b>	<b>14,091</b>	<b>685</b>	<b>13,406</b>	<b>9,614</b>	<b>1,146</b>	<b>8,468</b>
Science and Technology .....	95	.....	95	743	.....	743	722	.....	722
Domestic Nuclear Detection Office .....	48	.....	48	369	.....	369	288	.....	288
Other .....	45	.....	45	310	.....	310	345	.....	345
Proprietary Receipts from the Public .....	.....	5	-5	.....	60	-60	.....	-27	27
Intrabudgetary Transactions .....	-66	.....	-66	49	.....	49	64	.....	64
Offsetting Governmental Receipts .....	.....	331	-331	.....	3,877	-3,877	.....	4,704	-4,704
<b>Total--Department of Homeland Security .....</b>	<b>5,203</b>	<b>455</b>	<b>4,748</b>	<b>44,452</b>	<b>4,630</b>	<b>39,822</b>	<b>35,753</b>	<b>5,830</b>	<b>29,923</b>

**Table 5. Outlays of the U.S. Government, June 2009 and Other Periods – Continued**

Classification	[\$ millions]								
	This Month			Current Fiscal Year to Date			Prior Fiscal Year to Date		
	Gross Outlays	Applicable Receipts	Outlays	Gross Outlays	Applicable Receipts	Outlays	Gross Outlays	Applicable Receipts	Outlays
<b>Department of Housing and Urban Development:</b>									
Public and Indian Housing Programs:									
Tenant Based Rental Assistance.....	1,310	.....	1,310	11,964	.....	11,964	11,868	.....	11,868
Housing Certificate Fund.....	119	.....	119	1,229	.....	1,229	2,195	.....	2,195
Project-Based Rental Assistance.....	654	.....	654	5,522	.....	5,522	4,341	.....	4,341
Public Housing Capital Fund.....	305	.....	305	2,342	.....	2,342	2,201	.....	2,201
Public Housing Operating Fund.....	354	.....	354	3,348	.....	3,348	3,152	.....	3,152
Revitalization of Severely Distressed									
Public Housing (Hope VI).....	26	.....	26	204	.....	204	357	.....	357
Native American Housing Block Grant.....	111	.....	111	442	.....	442	428	.....	428
Other.....	2	.....	2	-49	(**)	-49	-34	.....	-34
<b>Total--Public and Indian Housing Programs.....</b>	<b>2,880</b>	<b>.....</b>	<b>2,880</b>	<b>25,003</b>	<b>(**)</b>	<b>25,003</b>	<b>24,507</b>	<b>.....</b>	<b>24,507</b>
Community Planning and Development:									
Housing Opportunities for Persons with AIDS.....	25	.....	25	217	.....	217	226	.....	226
Community Development Fund.....	479	.....	479	5,002	.....	5,002	6,881	.....	6,881
Home Investment Partnership Program.....	189	.....	189	1,438	.....	1,438	1,497	.....	1,497
Homeless Assistance Grants.....	140	.....	140	1,117	.....	1,117	1,089	.....	1,089
Other.....	17	.....	17	82	(**)	82	67	1	66
<b>Total--Community Planning and Development.....</b>	<b>850</b>	<b>.....</b>	<b>850</b>	<b>7,856</b>	<b>(**)</b>	<b>7,856</b>	<b>9,760</b>	<b>1</b>	<b>9,759</b>
Housing Programs:									
Credit Accounts:									
FHA-Mutual Mortgage Insurance Fund, Program Account.....	10,387	.....	10,387	10,415	.....	10,415	4,582	.....	4,582
FHA-Mutual Mortgage Insurance Capital Reserve Account.....	-369	.....	-369	-1,354	.....	-1,354	-987	.....	-987
FHA-Mutual Mortgage and Cooperative Housing									
Insurance Fund, Liquidating Account.....	.....	-2	2	8	-8	16	39	9	30
FHA-General and Special Risk Fund, Program Account.....	6,797	.....	6,797	6,834	.....	6,834	354	.....	354
FHA-General and Special Risk Fund, Liquidating Account.....	.....	13	-13	8	110	-102	137	199	-62
Housing for the Elderly or Handicapped Fund,									
Liquidating Account.....	(**)	60	-60	(**)	565	-565	(**)	764	-764
Home Ownership Preservation Entity Fund.....	(**)	.....	(**)	4	.....	4	.....	.....	.....
Housing for the Elderly.....	83	.....	83	728	.....	728	755	.....	755
Housing for Persons with Disabilities.....	69	.....	69	630	.....	630	634	.....	634
Other Assisted Housing Programs.....	4	.....	4	38	.....	38	43	.....	43
Other.....	(**)	5	-5	10	18	-8	14	36	-22
<b>Total--Housing Programs.....</b>	<b>16,971</b>	<b>76</b>	<b>16,895</b>	<b>17,320</b>	<b>684</b>	<b>16,635</b>	<b>5,571</b>	<b>1,008</b>	<b>4,563</b>
Government National Mortgage Association:									
Guarantees of Mortgage-Backed Securities.....	5	16	-11	47	-88	134	53	348	-296
Management and Administration.....	174	.....	174	1,260	.....	1,260	1,201	.....	1,201
Other.....	22	.....	22	175	.....	175	184	.....	184
Proprietary Receipts from the Public:									
FHA-General and Special Risk Fund.....	.....	36	-36	.....	124	-124	.....	1,343	-1,343
Other.....	.....	21	-21	.....	66	-66	.....	26	-26
Intrabudgetary Transactions.....	-1	.....	-1	-12	.....	-12	4	.....	4
Offsetting Governmental Receipts.....	.....	(**)	(**)	.....	2	-2	.....	70	-70
<b>Total--Department of Housing and Urban Development.....</b>	<b>20,901</b>	<b>149</b>	<b>20,752</b>	<b>51,648</b>	<b>789</b>	<b>50,859</b>	<b>41,281</b>	<b>2,795</b>	<b>38,485</b>
<b>Department of the Interior:</b>									
Land and Minerals Management:									
Bureau of Land Management:									
Management of Lands and Resources.....	91	.....	91	674	.....	674	620	.....	620
Other.....	62	-9	71	508	64	444	487	116	371
Minerals Management Service.....	118	.....	118	1,697	.....	1,697	1,776	.....	1,776
Office of Surface Mining Reclamation and Enforcement.....	33	.....	33	371	.....	371	405	.....	405
<b>Total--Land and Minerals Management.....</b>	<b>304</b>	<b>-9</b>	<b>313</b>	<b>3,251</b>	<b>64</b>	<b>3,187</b>	<b>3,289</b>	<b>116</b>	<b>3,173</b>
Water and Science:									
Bureau of Reclamation:									
Water and Related Resources.....	109	.....	109	582	.....	582	454	.....	454
Other.....	44	22	22	351	216	134	393	191	202
United States Geological Survey.....	106	.....	106	788	.....	788	742	.....	742
Other.....	1	.....	1	45	.....	45	49	.....	49
<b>Total--Water and Science.....</b>	<b>260</b>	<b>22</b>	<b>238</b>	<b>1,767</b>	<b>216</b>	<b>1,550</b>	<b>1,638</b>	<b>191</b>	<b>1,447</b>
Fish and Wildlife and Parks:									
United States Fish and Wildlife Service.....	260	.....	260	1,711	.....	1,711	1,652	.....	1,652
National Park Service.....	305	-1	306	2,243	-2	2,245	2,005	.....	2,005
<b>Total--Fish and Wildlife and Parks.....</b>	<b>565</b>	<b>-1</b>	<b>566</b>	<b>3,954</b>	<b>-2</b>	<b>3,956</b>	<b>3,657</b>	<b>.....</b>	<b>3,657</b>
Bureau of Indian Affairs and									
Bureau of Indian Education.....	241	(**)	241	1,920	1	1,919	1,854	1	1,854
Departmental Offices:									
Insular Affairs.....	24	.....	24	240	.....	240	228	.....	228
Office of the Special Trustee									
for American Indians.....	37	.....	37	495	.....	495	430	.....	430
Department-Wide Programs.....	445	.....	445	1,294	.....	1,294	1,220	.....	1,220
Other.....	22	.....	22	148	.....	148	147	.....	147
Proprietary Receipts from the Public.....	.....	299	-299	.....	4,069	-4,069	.....	4,432	-4,432
Intrabudgetary Transactions.....	10	.....	10	118	.....	118	-269	.....	-269
<b>Total--Department of the Interior.....</b>	<b>1,909</b>	<b>311</b>	<b>1,597</b>	<b>13,186</b>	<b>4,348</b>	<b>8,839</b>	<b>12,193</b>	<b>4,740</b>	<b>7,454</b>

**Table 5. Outlays of the U.S. Government, June 2009 and Other Periods – Continued**

Classification	[\$ millions]								
	This Month			Current Fiscal Year to Date			Prior Fiscal Year to Date		
	Gross Outlays	Applicable Receipts	Outlays	Gross Outlays	Applicable Receipts	Outlays	Gross Outlays	Applicable Receipts	Outlays
<b>Department of Justice:</b>									
General Administration .....	188	.....	188	1,495	.....	1,495	1,447	.....	1,447
Legal Activities and United States Marshals:									
General Legal Activities .....	85	.....	85	583	.....	583	584	.....	584
United States Attorneys .....	195	.....	195	1,394	.....	1,394	1,307	.....	1,307
United States Marshals Service .....	117	.....	117	783	.....	783	663	.....	663
Assets Forfeiture Fund .....	79	.....	79	722	.....	722	905	.....	905
Other .....	57	.....	57	391	.....	391	378	.....	378
Federal Bureau of Investigation .....	638	.....	638	4,791	.....	4,791	4,715	.....	4,715
Drug Enforcement Administration .....	319	.....	319	1,766	.....	1,766	1,495	.....	1,495
Bureau of Alcohol, Tobacco, Firearms, and Explosives .....	110	.....	110	782	.....	782	803	.....	803
Federal Prison System .....	648	27	622	4,730	245	4,486	4,383	242	4,141
Office of Justice Programs:									
State and Local Law Enforcement Assistance .....	395	.....	395	1,409	.....	1,409	1,202	.....	1,202
Crime Victims Fund .....	51	.....	51	448	.....	448	439	.....	439
Other .....	131	.....	131	1,104	.....	1,104	1,190	.....	1,190
Other .....	80	.....	80	436	.....	436	521	.....	521
Proprietary Receipts from the Public .....	.....	100	-100	.....	54	-54	.....	143	-143
Intrabudgetary Transactions .....	-38	.....	-38	-30	.....	-30	600	.....	600
Offsetting Governmental Receipts .....	.....	40	-40	.....	328	-328	.....	270	-270
<b>Total--Department of Justice .....</b>	<b>3,054</b>	<b>167</b>	<b>2,887</b>	<b>20,805</b>	<b>627</b>	<b>20,179</b>	<b>20,632</b>	<b>655</b>	<b>19,977</b>
<b>Department of Labor:</b>									
Employment and Training Administration:									
Training and Employment Services .....	459	.....	459	2,854	.....	2,854	3,284	.....	3,284
Community Service Employment for Older Americans .....	51	.....	51	401	.....	401	350	.....	350
Federal Unemployment Benefits and Allowances .....	35	.....	35	325	.....	325	616	.....	616
Federal Additional Unemployment Compensation Program-Recovery Act .....	1,071	.....	1,071	3,501	.....	3,501	.....	.....	.....
State Unemployment Insurance and Employment Service Operations .....	52	.....	52	172	.....	172	32	.....	32
Payments to the Unemployment Trust Fund .....	1,056	.....	1,056	1,056	.....	1,056	.....	.....	.....
Advances to the Unemployment Trust Fund And Other Funds .....	.....	.....	.....	35	.....	35	41	.....	41
Program Administration .....	-2	.....	-2	66	.....	66	76	.....	76
Unemployment Trust Fund:									
Federal-State Unemployment Insurance:									
State Unemployment Benefits .....	11,782	.....	11,782	77,263	.....	77,263	29,227	.....	29,227
State Administrative Expenses .....	322	.....	322	2,731	.....	2,731	2,633	.....	2,633
Federal Administrative Expenses .....	46	.....	46	385	.....	385	391	.....	391
Other .....	(**)	.....	(**)	2	.....	2	2	.....	2
<b>Total--Unemployment Trust Fund .....</b>	<b>12,149</b>	<b>.....</b>	<b>12,149</b>	<b>80,381</b>	<b>.....</b>	<b>80,381</b>	<b>32,253</b>	<b>.....</b>	<b>32,253</b>
Other .....	(**)	.....	(**)	11,519	.....	11,519	2	.....	2
<b>Total--Employment and Training Administration .....</b>	<b>14,872</b>	<b>.....</b>	<b>14,872</b>	<b>100,310</b>	<b>.....</b>	<b>100,310</b>	<b>36,655</b>	<b>.....</b>	<b>36,655</b>
Pension Benefit Guaranty Corporation .....	395	312	82	3,528	3,156	372	3,523	2,002	1,521
Employment Standards Administration:									
Salaries and Expenses .....	44	.....	44	328	.....	328	316	.....	316
Special Benefits .....	208	.....	208	501	.....	501	372	.....	372
Energy Employees Occupational Illness Compensation Fund:									
Special Benefits for Disabled Coal Miners .....	20	.....	20	184	.....	184	201	.....	201
Black Lung Disability Trust Fund .....	25	.....	25	9,238	.....	9,238	245	.....	245
Other .....	15	.....	15	215	.....	215	238	.....	238
Occupational Safety and Health Administration .....	49	.....	49	377	.....	377	372	.....	372
Mine Safety and Health Administration .....	37	.....	37	263	.....	263	264	.....	264
Bureau of Labor Statistics .....	47	.....	47	368	.....	368	357	.....	357
Departmental Management .....	213	.....	213	1,564	.....	1,564	863	.....	863
Other .....	16	.....	16	108	.....	108	104	.....	104
Proprietary Receipts from the Public .....	.....	3	-3	.....	25	-25	.....	30	-30
Intrabudgetary Transactions .....	-1,217	.....	-1,217	-22,213	.....	-22,213	-550	.....	-550
<b>Total--Department of Labor .....</b>	<b>14,792</b>	<b>315</b>	<b>14,477</b>	<b>95,585</b>	<b>3,181</b>	<b>92,404</b>	<b>43,736</b>	<b>2,031</b>	<b>41,705</b>
<b>Department of State:</b>									
Administration of Foreign Affairs:									
Diplomatic and Consular Programs .....	451	.....	451	4,380	.....	4,380	4,197	.....	4,197
Embassy Security, Construction, and Maintenance .....	133	.....	133	729	.....	729	796	.....	796
Payment to Foreign Service Retirement And Disability Fund .....	.....	.....	.....	157	.....	157	17	.....	17
Foreign Service Retirement and Disability Fund .....	69	.....	69	610	.....	610	594	.....	594
Other .....	189	.....	189	786	.....	786	586	.....	586
<b>Total--Administration of Foreign Affairs .....</b>	<b>841</b>	<b>.....</b>	<b>841</b>	<b>6,662</b>	<b>.....</b>	<b>6,662</b>	<b>6,189</b>	<b>.....</b>	<b>6,189</b>
International Organizations and Conferences .....	261	.....	261	3,074	.....	3,074	2,809	.....	2,809
Global Health and Child Survival .....	3	.....	3	215	.....	215	301	.....	301
Migration and Refugee Assistance .....	146	.....	146	1,065	.....	1,065	788	.....	788
International Narcotics Control and Law Enforcement .....	93	.....	93	698	.....	698	415	.....	415
Andean Counterdrug Programs .....	44	.....	44	344	.....	344	548	.....	548
Other .....	384	.....	384	2,999	.....	2,999	1,905	.....	1,905
Proprietary Receipts from the Public .....	.....	-3	3	.....	-11	11	.....	-35	35
Intrabudgetary Transactions .....	-10	.....	-10	-168	.....	-168	-9	.....	-9
<b>Total--Department of State .....</b>	<b>1,762</b>	<b>-3</b>	<b>1,765</b>	<b>14,890</b>	<b>-11</b>	<b>14,901</b>	<b>12,948</b>	<b>-35</b>	<b>12,983</b>

**Table 5. Outlays of the U.S. Government, June 2009 and Other Periods – Continued**

Classification	[\$ millions]								
	This Month			Current Fiscal Year to Date			Prior Fiscal Year to Date		
	Gross Outlays	Applicable Receipts	Outlays	Gross Outlays	Applicable Receipts	Outlays	Gross Outlays	Applicable Receipts	Outlays
<b>Department of Transportation:</b>									
Office of the Secretary .....	-21	.....	-21	76	.....	76	142	.....	142
<b>Federal Aviation Administration:</b>									
Operations .....	623	.....	623	2,207	.....	2,207	408	.....	408
<b>Airport and Airway Trust Fund:</b>									
Grants-In-Aid for Airports .....	321	.....	321	2,763	.....	2,763	2,754	.....	2,754
Facilities and Equipment .....	258	.....	258	1,763	.....	1,763	1,789	.....	1,789
Research, Engineering, and Development .....	19	.....	19	102	.....	102	82	.....	82
Trust Fund Share of FAA Operations .....	350	.....	350	4,651	.....	4,651	5,899	.....	5,899
Total--Airport and Airway Trust Fund .....	948	.....	948	9,279	.....	9,279	10,523	.....	10,523
Other .....	28	3	25	-65	105	-169	-46	110	-156
Total--Federal Aviation Administration .....	1,599	3	1,596	11,421	105	11,317	10,886	110	10,776
<b>Federal Highway Administration:</b>									
<b>Highway Trust Fund:</b>									
Federal-Aid Highways .....	3,489	.....	3,489	25,356	.....	25,356	24,430	.....	24,430
Other .....	4	.....	4	58	12	46	119	11	108
Highway Infrastructure Investment, Recovery Act .....	197	.....	197	266	.....	266	.....	.....	.....
Other Programs .....	116	.....	116	758	.....	758	1,000	.....	1,000
Total--Federal Highway Administration .....	3,806	.....	3,806	26,437	12	26,425	25,548	11	25,537
Federal Motor Carrier Safety Administration .....	45	.....	45	387	.....	387	376	.....	376
National Highway Traffic Safety Administration .....	69	.....	69	546	.....	546	529	.....	529
Federal Railroad Administration .....	21	(**)	21	1,336	7	1,328	1,140	4	1,135
<b>Federal Transit Administration:</b>									
Formula Grants .....	66	.....	66	620	.....	620	1,036	.....	1,036
Capital Investment Grants .....	194	.....	194	1,582	.....	1,582	1,801	.....	1,801
Formula and Bus Grants .....	671	.....	671	4,772	.....	4,772	4,004	.....	4,004
Transit Capital Assistance, Recovery Act .....	112	.....	112	168	.....	168	.....	.....	.....
Other .....	48	.....	48	192	.....	192	153	.....	153
Total--Federal Transit Administration .....	1,090	.....	1,090	7,334	.....	7,334	6,994	.....	6,994
Maritime Administration .....	42	-16	58	714	350	364	433	282	151
Other .....	65	5	59	230	13	217	39	8	31
Proprietary Receipts from the Public .....	.....	48	-48	.....	120	-120	.....	209	-209
Intrabudgetary Transactions .....	(**)	.....	(**)	14	.....	14	-26	.....	-26
Offsetting Governmental Receipts .....	.....	31	-31	.....	59	-59	.....	63	-63
<b>Total--Department of Transportation .....</b>	<b>6,716</b>	<b>71</b>	<b>6,645</b>	<b>48,494</b>	<b>666</b>	<b>47,828</b>	<b>46,061</b>	<b>688</b>	<b>45,374</b>
<b>Department of the Treasury:</b>									
<b>Departmental Offices:</b>									
Exchange Stabilization Fund .....	.....	19	-19	3,630	3,395	235	.....	875	-875
Housing and Economic Recovery Programs .....	25,101	.....	25,101	84,901	.....	84,901	.....	.....	.....
Troubled Asset Relief Programs .....	11,347	.....	11,347	147,210	.....	147,210	.....	.....	.....
Other .....	128	.....	128	724	.....	724	708	.....	708
<b>Financial Management Service:</b>									
Payment to the Resolution Funding Corporation .....	.....	.....	.....	1,689	.....	1,689	938	.....	938
Financial Agent Services .....	55	.....	55	436	.....	436	380	.....	380
Interest Paid to Credit Financing Accounts .....	(**)	.....	(**)	(**)	.....	(**)	26	.....	26
Claims, Judgements, and Relief Acts .....	95	.....	95	2,087	.....	2,087	607	.....	607
Other .....	54	(**)	54	617	(**)	617	737	.....	737
Total--Financial Management Service .....	205	(**)	205	4,829	(**)	4,829	2,689	.....	2,689
Federal Financing Bank .....	161	.....	161	-228	.....	-228	-389	.....	-389
<b>Alcohol and Tobacco Tax and Trade Bureau:</b>									
Salaries and Expenses .....	9	.....	9	73	.....	73	71	.....	71
Internal Revenue Collections for Puerto Rico .....	45	.....	45	368	.....	368	305	.....	305
Bureau of Engraving and Printing .....	-9	.....	-9	-3	.....	-3	20	.....	20
United States Mint .....	236	199	37	1,901	2,137	-236	1,599	1,678	-79
Bureau of the Public Debt .....	16	.....	16	204	.....	204	188	.....	188
<b>Internal Revenue Service:</b>									
Taxpayer Services .....	294	.....	294	1,881	.....	1,881	1,800	.....	1,800
Enforcement .....	560	.....	560	3,709	.....	3,709	3,627	.....	3,627
Central Fiscal Operations .....	.....	.....	.....	.....	.....	.....	(**)	.....	(**)
Operations Support .....	342	.....	342	2,908	.....	2,908	2,941	.....	2,941
Payment Where Earned Income Credit Exceeds Liability for Tax .....	265	.....	265	42,124	.....	42,124	40,526	.....	40,526
Payment Where Recovery Rebate Exceeds Liability for Tax .....	.....	.....	.....	478	.....	478	14,478	.....	14,478
Payment Where Child Credit Exceeds Liability for Tax .....	570	.....	570	21,948	.....	21,948	33,099	.....	33,099
Payment Where Tax Credits to Aid First Time Homebuyers Exceeds Liability for Tax .....	539	.....	539	7,647	.....	7,647	.....	.....	.....
Refunding Internal Revenue Collections, Interest .....	176	.....	176	1,987	.....	1,987	3,879	.....	3,879
Other .....	679	(**)	679	928	6	922	306	5	301
Total--Internal Revenue Service .....	3,426	(**)	3,426	83,611	6	83,605	100,656	5	100,651
Comptroller of the Currency .....	74	(**)	74	535	386	149	502	370	131
Office of Thrift Supervision .....	23	3	20	181	127	54	151	111	40
<b>Interest on the Public Debt:</b>									
<b>Interest on Treasury Debt Securities (Gross):</b>									
Public Issues (Accrual Basis) .....	16,961	.....	16,961	132,786	.....	132,786	175,779	.....	175,779
Special Issues (Cash Basis) .....	89,651	.....	89,651	187,865	.....	187,865	201,487	.....	201,487
Total--Interest on Treasury Debt Securities (Gross) .....	106,612	.....	106,612	320,651	.....	320,651	377,265	.....	377,265
Total--Interest on the Public Debt .....	106,612	.....	106,612	320,651	.....	320,651	377,265	.....	377,265
Other .....	11	.....	11	67	.....	67	63	.....	63
Proprietary Receipts from the Public .....	.....	1,965	-1,965	.....	7,303	-7,303	.....	1,456	-1,456
Intrabudgetary Transactions .....	-454	.....	-454	-2,274	.....	-2,274	-2,436	.....	-2,436
<b>Total--Department of the Treasury .....</b>	<b>146,932</b>	<b>2,187</b>	<b>144,745</b>	<b>646,382</b>	<b>13,354</b>	<b>633,028</b>	<b>481,390</b>	<b>4,495</b>	<b>476,896</b>

**Table 5. Outlays of the U.S. Government, June 2009 and Other Periods – Continued**

Classification	[\$ millions]								
	This Month			Current Fiscal Year to Date			Prior Fiscal Year to Date		
	Gross Outlays	Applicable Receipts	Outlays	Gross Outlays	Applicable Receipts	Outlays	Gross Outlays	Applicable Receipts	Outlays
<b>Department of Veterans Affairs:</b>									
Veterans Health Administration:									
Medical Services.....	2,814	.....	2,814	25,664	.....	25,664	22,477	.....	22,477
Medical Support and Compliance.....	372	.....	372	3,181	.....	3,181	2,734	.....	2,734
Medical Facilities.....	384	.....	384	3,458	.....	3,458	3,092	.....	3,092
Other.....	74	32	42	717	254	463	614	226	388
<b>Benefit Programs:</b>									
Public Enterprise Funds:									
Housing Accounts.....	1	2	-1	388	17	371	873	26	847
Compensation and Pensions.....	4,240	.....	4,240	33,198	.....	33,198	29,847	.....	29,847
Readjustment Benefits.....	274	.....	274	3,037	.....	3,037	2,559	.....	2,559
Insurance Funds:									
National Service Life.....	95	.....	95	889	.....	889	874	.....	874
Veterans Special Life.....	13	66	-53	112	147	-35	105	152	-47
Other.....	117	109	8	1,026	937	89	1,112	1,063	50
<b>Total--Benefit Programs.....</b>	<b>4,740</b>	<b>177</b>	<b>4,563</b>	<b>38,650</b>	<b>1,100</b>	<b>37,550</b>	<b>35,370</b>	<b>1,241</b>	<b>34,129</b>
<b>Departmental Administration:</b>									
Construction.....	109	.....	109	701	.....	701	540	.....	540
Information Technology Systems.....	198	.....	198	1,791	.....	1,791	1,488	.....	1,488
General Operating Expenses.....	155	.....	155	1,473	(**)	1,473	1,303	(**)	1,303
Other.....	32	.....	32	324	.....	324	312	.....	312
<b>Proprietary Receipts from the Public:</b>									
National Service Life.....	.....	11	-11	.....	102	-102	.....	100	-100
Other.....	.....	324	-324	.....	3,172	-3,172	.....	3,359	-3,359
Intrabudgetary Transactions.....	(**)	.....	(**)	-5	.....	-5	-1	.....	-1
<b>Total--Department of Veterans Affairs.....</b>	<b>8,876</b>	<b>545</b>	<b>8,331</b>	<b>75,954</b>	<b>4,628</b>	<b>71,326</b>	<b>67,929</b>	<b>4,926</b>	<b>63,002</b>
<b>Corps of Engineers:</b>									
Construction.....	140	.....	140	1,320	.....	1,320	1,098	.....	1,098
Operation and Maintenance.....	-307	.....	-307	1,332	.....	1,332	968	.....	968
Flood Control and Coastal Emergencies.....	117	.....	117	979	.....	979	454	.....	454
Harbor Maintenance Trust Fund.....	579	.....	579	579	.....	579	574	.....	574
Rivers and Harbors Contributed Funds.....	29	.....	29	278	.....	278	210	.....	210
Other.....	36	.....	36	857	.....	857	799	.....	799
Proprietary Receipts from the Public.....	.....	51	-51	.....	364	-364	.....	487	-487
Intrabudgetary Transactions.....	-1	.....	-1	-11	.....	-11	-10	.....	-10
<b>Total--Corps of Engineers.....</b>	<b>595</b>	<b>51</b>	<b>544</b>	<b>5,335</b>	<b>364</b>	<b>4,971</b>	<b>4,093</b>	<b>487</b>	<b>3,607</b>
<b>Other Defense Civil Programs:</b>									
Military Retirement:									
Payment to Military Retirement Fund.....	.....	.....	.....	51,125	.....	51,125	46,187	.....	46,187
Military Retirement Fund.....	4,187	.....	4,187	37,418	.....	37,418	34,186	.....	34,186
Retiree Health Care:									
Payment to Department of Defense Medicare-Eligible Retiree Health Care Fund.....	.....	.....	.....	10,660	.....	10,660	12,930	.....	12,930
Department of Defense Medicare-Eligible Retiree Health Care Fund.....	528	.....	528	6,300	.....	6,300	5,970	.....	5,970
Educational Benefits.....	26	.....	26	365	.....	365	340	.....	340
Other.....	31	.....	31	205	.....	205	165	.....	165
Proprietary Receipts from the Public.....	.....	1	-1	.....	12	-12	.....	11	-11
Intrabudgetary Transactions.....	-208	.....	-208	-61,783	.....	-61,783	-64,879	.....	-64,879
<b>Total--Other Defense Civil Programs.....</b>	<b>4,563</b>	<b>1</b>	<b>4,562</b>	<b>44,289</b>	<b>12</b>	<b>44,278</b>	<b>34,898</b>	<b>11</b>	<b>34,887</b>
<b>Environmental Protection Agency:</b>									
Science and Technology.....	76	.....	76	620	.....	620	576	.....	576
Environmental Programs and Management.....	234	.....	234	1,813	.....	1,813	1,723	.....	1,723
State and Tribal Assistance Grants.....	325	.....	325	2,503	.....	2,503	2,825	.....	2,825
Payment to the Hazardous Substance Superfund.....	.....	.....	.....	1,748	.....	1,748	985	.....	985
Hazardous Substance Superfund.....	91	.....	91	975	.....	975	822	.....	822
Other.....	25	(**)	25	123	22	102	112	22	90
Proprietary Receipts from the Public.....	.....	5	-5	.....	64	-64	.....	53	-53
Intrabudgetary Transactions.....	93	.....	93	-1,633	.....	-1,633	-973	.....	-973
Offsetting Governmental Receipts.....	.....	2	-2	.....	17	-17	.....	19	-19
<b>Total--Environmental Protection Agency.....</b>	<b>845</b>	<b>7</b>	<b>838</b>	<b>6,149</b>	<b>103</b>	<b>6,046</b>	<b>6,071</b>	<b>94</b>	<b>5,977</b>
<b>Executive Office of the President:</b>									
The White House.....	5	.....	5	49	(**)	49	51	.....	51
Office of Management and Budget.....	7	.....	7	63	.....	63	59	.....	59
Unanticipated Needs:									
Iraq Relief and Reconstruction Fund.....	21	.....	21	262	.....	262	694	.....	694
Other.....	15	.....	15	154	.....	154	146	.....	146
Proprietary Receipts from the Public.....	.....	(**)	(**)	.....	1	-1	.....	1	-1
Intrabudgetary Transactions.....	(**)	.....	(**)	(**)	.....	(**)	-2	.....	-2
<b>Total--Executive Office of the President.....</b>	<b>48</b>	<b>(**)</b>	<b>48</b>	<b>528</b>	<b>1</b>	<b>527</b>	<b>948</b>	<b>1</b>	<b>948</b>
<b>General Services Administration:</b>									
Real Property Activities.....	5	.....	5	281	.....	281	167	.....	167
Supply and Technology Activities.....	25	.....	25	-47	.....	-47	161	.....	161
General Activities.....	15	.....	15	176	.....	176	167	.....	167
Proprietary Receipts from the Public.....	.....	-4	4	.....	142	-142	.....	23	-23
Intrabudgetary Transactions.....	(**)	.....	(**)	-9	.....	-9	5	.....	5
<b>Total--General Services Administration.....</b>	<b>46</b>	<b>-4</b>	<b>49</b>	<b>400</b>	<b>142</b>	<b>258</b>	<b>500</b>	<b>23</b>	<b>477</b>

**Table 5. Outlays of the U.S. Government, June 2009 and Other Periods – Continued**

Classification	[\$ millions]								
	This Month			Current Fiscal Year to Date			Prior Fiscal Year to Date		
	Gross Outlays	Applicable Receipts	Outlays	Gross Outlays	Applicable Receipts	Outlays	Gross Outlays	Applicable Receipts	Outlays
<b>International Assistance Program:</b>									
International Security Assistance:									
Foreign Military Financing Program .....	60	.....	60	4,651	.....	4,651	4,293	.....	4,293
Economic Support Fund .....	329	.....	329	3,896	.....	3,896	3,020	.....	3,020
Other .....	106	15	91	698	143	555	666	184	483
<b>Total--International Security Assistance.....</b>	<b>495</b>	<b>15</b>	<b>480</b>	<b>9,244</b>	<b>143</b>	<b>9,101</b>	<b>7,979</b>	<b>184</b>	<b>7,796</b>
Multilateral Assistance:									
Contribution to the International Development									
Association .....	1,209	.....	1,209	1,256	.....	1,256	950	.....	950
Other .....	28	.....	28	470	.....	470	555	.....	555
<b>Total--Multilateral Assistance.....</b>	<b>1,237</b>	<b>.....</b>	<b>1,237</b>	<b>1,727</b>	<b>.....</b>	<b>1,727</b>	<b>1,505</b>	<b>.....</b>	<b>1,505</b>
International Development Assistance:									
Agency for International Development:									
Development Assistance Program .....	129	.....	129	1,065	.....	1,065	977	.....	977
International Disaster Assistance .....	38	.....	38	451	.....	451	344	.....	344
Operating Expenses .....	72	.....	72	553	.....	553	541	.....	541
Other .....	136	37	99	1,201	360	841	1,769	522	1,247
Proprietary Receipts from the Public .....	.....	(**)	(**)	.....	2	-2	.....	4	-4
Intrabudgetary Transactions .....	-3	.....	-3	-1	.....	-1	58	.....	58
<b>Total--Agency for International Development.....</b>	<b>373</b>	<b>37</b>	<b>336</b>	<b>3,269</b>	<b>362</b>	<b>2,907</b>	<b>3,689</b>	<b>526</b>	<b>3,163</b>
Overseas Private Investment Corporation:									
Overseas Private Investment Corporation Account.....									
Proprietary Receipts from the Public .....	7	15	-8	63	178	-115	122	186	-64
Other .....	.....	1	-1	.....	39	-39	.....	543	-543
<b>Total--Overseas Private Investment Corporation.....</b>	<b>7</b>	<b>15</b>	<b>-9</b>	<b>63</b>	<b>218</b>	<b>-155</b>	<b>122</b>	<b>728</b>	<b>-606</b>
Peace Corps .....	29	(**)	29	234	1	233	253	(**)	253
Other .....	4	.....	4	76	.....	76	68	(**)	68
<b>Total--International Development Assistance.....</b>	<b>413</b>	<b>53</b>	<b>360</b>	<b>3,642</b>	<b>581</b>	<b>3,061</b>	<b>4,132</b>	<b>1,254</b>	<b>2,877</b>
International Monetary Programs.....	-32	.....	-32	-239	.....	-239	-215	.....	-215
Military Sales Programs:									
Foreign Military Sales Trust Fund .....									
Proprietary Receipts from the Public .....	1,868	.....	1,868	15,845	.....	15,845	12,308	.....	12,308
Other .....	.....	1,462	-1,462	.....	16,634	-16,634	.....	17,321	-17,321
<b>Total--International Assistance Program.....</b>	<b>4,079</b>	<b>1,530</b>	<b>2,549</b>	<b>30,766</b>	<b>17,358</b>	<b>13,408</b>	<b>26,096</b>	<b>18,761</b>	<b>7,335</b>
<b>National Aeronautics and Space Administration:</b>									
Science, Aeronautics, and Exploration .....									
Space Operations .....	838	.....	838	7,559	.....	7,559	8,097	.....	8,097
Other .....	674	.....	674	4,964	.....	4,964	4,825	.....	4,825
Proprietary Receipts from the Public .....	232	.....	232	1,308	.....	1,308	44	.....	44
Intrabudgetary Transactions .....	.....	(**)	(**)	.....	5	-5	.....	3	-3
<b>Total--National Aeronautics and Space Administration.....</b>	<b>1,750</b>	<b>(**)</b>	<b>1,750</b>	<b>13,830</b>	<b>5</b>	<b>13,825</b>	<b>12,969</b>	<b>3</b>	<b>12,966</b>
<b>National Science Foundation:</b>									
Research and Related Activities .....									
Education and Human Resources .....	302	.....	302	3,231	.....	3,231	2,976	.....	2,976
Other .....	184	.....	184	597	.....	597	631	.....	631
Proprietary Receipts from the Public .....	77	.....	77	383	.....	383	403	.....	403
<b>Total--National Science Foundation.....</b>	<b>562</b>	<b>(**)</b>	<b>562</b>	<b>4,211</b>	<b>2</b>	<b>4,210</b>	<b>4,010</b>	<b>1</b>	<b>4,009</b>
<b>Office of Personnel Management:</b>									
Government Payment for Annuities, Employees									
Health and Life Insurance Benefits .....	767	.....	767	6,770	.....	6,770	6,536	.....	6,536
Civil Service Retirement and Disability Fund .....	5,681	.....	5,681	50,423	.....	50,423	47,553	.....	47,553
Employees Life Insurance Fund .....	236	269	-33	1,841	3,275	-1,434	1,848	3,083	-1,234
Employees and Retired Employees Health Benefits Fund.....	3,047	3,268	-221	27,614	27,909	-295	26,449	26,370	79
Other .....	7	.....	7	121	.....	121	46	.....	46
Proprietary Receipts from the Public .....	.....	1	-1	.....	5	-5	.....	2	-2
Intrabudgetary Transactions:									
Postal Service Contributions .....	-736	.....	-736	-1,422	.....	-1,422	-1,202	.....	-1,202
Civil Service Retirement and Disability Fund:									
Other .....	-5	.....	-5	-33	.....	-33	-27	.....	-27
<b>Total--Office of Personnel Management.....</b>	<b>8,996</b>	<b>3,538</b>	<b>5,459</b>	<b>85,314</b>	<b>31,189</b>	<b>54,125</b>	<b>81,203</b>	<b>29,455</b>	<b>51,748</b>
<b>Small Business Administration:</b>									
Public Enterprise Funds:									
Business Loan Fund .....	-15	-14	(**)	1,691	7	1,684	498	20	478
Disaster Loan Fund .....	8	(**)	8	568	2	566	159	3	156
Other .....	(**)	1	-1	3	5	-2	4	5	-1
Other .....	83	.....	83	184	(**)	184	409	.....	409
Proprietary Receipts from the Public .....	.....	(**)	(**)	.....	489	-489	.....	743	-743
Intrabudgetary Transactions .....	.....	.....	.....	(**)	.....	(**)	(**)	.....	(**)
<b>Total--Small Business Administration.....</b>	<b>76</b>	<b>-13</b>	<b>89</b>	<b>2,447</b>	<b>504</b>	<b>1,943</b>	<b>1,069</b>	<b>770</b>	<b>300</b>

**Table 5. Outlays of the U.S. Government, June 2009 and Other Periods – Continued**

Classification	[\$ millions]								
	This Month			Current Fiscal Year to Date			Prior Fiscal Year to Date		
	Gross Outlays	Applicable Receipts	Outlays	Gross Outlays	Applicable Receipts	Outlays	Gross Outlays	Applicable Receipts	Outlays
<b>Social Security Administration:</b>									
Payments to Social Security Trust Funds .....	15	.....	15	15,380	.....	15,380	13,689	.....	13,689
Supplemental Security Income Program.....	4,056	.....	4,056	35,570	.....	35,570	32,547	.....	32,547
<b>Federal Old-Age and Survivors Insurance Trust Fund</b>									
<b>(Off-Budget):</b>									
Benefit Payments.....	46,771	.....	46,771	404,507	.....	404,507	374,682	.....	374,682
Administrative Expenses.....	171	.....	171	2,645	.....	2,645	2,813	.....	2,813
Payment to Railroad Retirement Account.....	3,690	.....	3,690	3,690	.....	3,690	3,632	.....	3,632
Total-FOASI Trust Fund .....	50,632	.....	50,632	410,841	.....	410,841	381,127	.....	381,127
<b>Federal Disability Insurance Trust Fund</b>									
<b>(Off-Budget):</b>									
Benefit Payments.....	9,902	.....	9,902	85,468	.....	85,468	78,002	.....	78,002
Administrative Expenses.....	254	.....	254	1,901	.....	1,901	1,853	.....	1,853
Payment to Railroad Retirement Account .....	448	.....	448	448	.....	448	418	.....	418
Total-FDI Trust Fund .....	10,603	.....	10,603	87,816	.....	87,816	80,273	.....	80,273
Other .....	23	.....	23	13,153	.....	13,153	147	.....	147
<b>Proprietary Receipts from the Public:</b>									
On-Budget .....	.....	440	-440	.....	2,600	-2,600	.....	2,308	-2,308
Off-Budget .....	.....	5	-5	.....	75	-75	.....	86	-86
<b>Intrabudgetary Transactions:</b>									
Off-Budget <sup>1</sup> .....	-15	.....	-15	-15,378	.....	-15,378	-13,679	.....	-13,679
<b>Total-Social Security Administration .....</b>	<b>65,314</b>	<b>445</b>	<b>64,869</b>	<b>547,382</b>	<b>2,676</b>	<b>544,706</b>	<b>494,103</b>	<b>2,393</b>	<b>491,710</b>
<b>Other Independent Agencies:</b>									
Broadcasting Board of Governors.....	74	(**)	74	543	(**)	544	527	1	525
Corporation for National and Community Service .....	74	(**)	74	660	(**)	660	658	2	656
Corporation for Public Broadcasting .....	.....	.....	.....	461	.....	461	448	.....	448
<b>District of Columbia:</b>									
Courts.....	22	.....	22	228	.....	228	194	.....	194
General and Special Payments.....	45	(**)	45	491	(**)	491	368	(**)	368
Other .....	.....	.....	.....	20	.....	20	13	.....	13
Equal Employment Opportunity Commission.....	30	1	29	266	2	263	243	3	240
Export-Import Bank of the United States.....	-13	8	-20	446	729	-283	518	1,074	-556
<b>Federal Communications Commission:</b>									
Universal Service Fund.....	656	.....	656	6,034	.....	6,034	5,719	.....	5,719
Spectrum Auction Program Account .....	(**)	.....	(**)	3	.....	3	5	.....	5
Other .....	52	2	50	268	15	253	228	13	215
<b>Federal Deposit Insurance Corporation:</b>									
Deposit Insurance Fund.....	-3,031	603	-3,634	10,127	8,542	1,585	-312	.....	-312
FSLIC Resolution Fund.....	1	(**)	1	182	5	177	503	155	348
Total-Federal Deposit Insurance Corporation .....	-3,030	603	-3,633	10,308	8,547	1,762	191	155	36
<b>Federal Drug Control Programs</b>									
Federal Drug Control Programs.....	23	.....	23	228	.....	228	221	.....	221
Federal Housing Finance Agency.....	(**)	.....	(**)	5	.....	5	.....	.....	.....
Intelligence Community Management Account .....	175	.....	175	393	.....	393	157	.....	157
Legal Services Corporation.....	36	.....	36	290	.....	290	265	.....	265
National Archives and Records Administration .....	37	2	35	321	13	308	281	15	266
National Credit Union Administration .....	187	308	-121	45,737	27,794	17,943	500	758	-258
National Endowment for the Arts .....	12	(**)	12	107	(**)	107	96	1	95
National Endowment for the Humanities.....	15	.....	15	112	.....	112	102	.....	102
Institute of Museum and Library Services .....	23	.....	23	193	.....	193	181	.....	181
National Labor Relations Board.....	21	(**)	21	194	(**)	194	192	(**)	192
Nuclear Regulatory Commission.....	82	2	80	740	583	158	646	549	97
<b>Postal Service:</b>									
<b>Off-Budget:</b>									
Public Enterprise Funds.....	5,692	5,541	151	52,826	53,380	-554	55,493	58,402	-2,909
Other.....	.....	.....	.....	152	.....	152	.....	.....	.....
Other .....	.....	.....	.....	118	.....	118	109	(**)	109



**Table 5. Outlays of the U.S. Government, June 2009 and Other Periods – Continued**

Classification	[\$ millions]								
	This Month			Current Fiscal Year to Date			Prior Fiscal Year to Date		
	Gross Outlays	Applicable Receipts	Outlays	Gross Outlays	Applicable Receipts	Outlays	Gross Outlays	Applicable Receipts	Outlays
Railroad Retirement Board:									
Federal Windfall Subsidy .....	6	.....	6	53	.....	53	59	.....	59
Federal Payments to the Railroad Retirement Accounts.....	(*)	.....	(**)	211	.....	211	331	.....	331
Railroad Unemployment Insurance Trust Fund:									
Benefit Payments.....	17	.....	17	103	.....	103	64	.....	64
Transfer to Administrative Funds .....	1	.....	1	12	.....	12	13	.....	13
Rail Industry Pension Fund:									
Benefit Payments.....	366	.....	366	3,228	.....	3,228	3,076	.....	3,076
Advances from FOASDI Fund.....	-110	.....	-110	-972	.....	-972	-935	.....	-935
OASDI Certifications.....	110	.....	110	972	.....	972	935	.....	935
Administrative Expenses.....	1	.....	1	3	.....	3	-1	.....	-1
Transfer to Administrative Funds .....	4	.....	4	47	.....	47	49	.....	49
Other.....	(**)	.....	(**)	(**)	.....	(**)	1	.....	1
National Railroad Retirement Investment Trust:									
Administrative Expenses.....	5	.....	5	55	.....	55	52	.....	52
Transfers to the Railroad Retirement Trust Funds From the National Railroad Retirement Investment Trust.....	194	.....	194	1,224	.....	1,224	972	.....	972
Railroad Social Security Equivalent Benefit Account:									
Benefit Payments.....	688	.....	688	4,736	.....	4,736	4,554	.....	4,554
Transfer to Administrative Funds .....	2	.....	2	24	.....	24	25	.....	25
Other .....	1	.....	1	131	.....	131	(**)	.....	(**)
Proprietary Receipts from the Public.....	.....	1,083	-1,083	.....	-5,712	5,712	.....	379	-379
Intrabudgetary Transactions:									
Payments from Other Funds to the Railroad Retirement Trust Funds .....	-4,137	.....	-4,137	-4,137	.....	-4,137	-4,050	.....	-4,050
Other.....	-194	.....	-194	-1,435	.....	-1,435	-1,303	.....	-1,303
<b>Total--Railroad Retirement Board .....</b>	<b>-3,046</b>	<b>1,083</b>	<b>-4,129</b>	<b>4,253</b>	<b>-5,712</b>	<b>9,965</b>	<b>3,843</b>	<b>379</b>	<b>3,464</b>
Securities and Exchange Commission.....	51	(**)	50	405	(**)	405	170	-58	228
Smithsonian Institution.....	98	.....	98	651	(**)	651	578	-19	598
Tennessee Valley Authority .....	2,401	2,399	1	24,434	25,220	-786	19,979	19,494	485
Other .....	142	24	118	1,710	387	1,324	1,582	497	1,085
<b>Total--Other Independent Agencies .....</b>	<b>3,860</b>	<b>9,973</b>	<b>-6,113</b>	<b>152,601</b>	<b>110,958</b>	<b>41,643</b>	<b>93,507</b>	<b>81,264</b>	<b>12,243</b>
<b>Undistributed Offsetting Receipts:</b>									
Other Interest.....	.....	(**)	(**)	.....	(**)	(**)	.....	9	-9
Employer Share, Employee Retirement:									
Department of Health and Human Services:									
Federal Hospital Insurance Trust Fund:									
Federal Employer Contributions.....	-262	.....	-262	-2,297	.....	-2,297	-2,175	.....	-2,175
Postal Service Employer Contributions .....	-67	.....	-67	-613	.....	-613	-576	.....	-576
Department of State:									
Foreign Service Retirement and Disability Fund .....	-20	.....	-20	-172	.....	-172	-158	.....	-158
Other Defense Civil Programs:									
Military Retirement Fund.....	-1,376	.....	-1,376	-16,663	.....	-16,663	-14,909	.....	-14,909
Department of Defense Medicare-Eligible:									
Retiree Health Care Fund .....	.....	.....	.....	-10,644	.....	-10,644	-11,496	.....	-11,496
Office of Personnel Management:									
Civil Service Retirement and Disability Fund .....	-1,924	.....	-1,924	-15,350	.....	-15,350	-13,734	.....	-13,734
Social Security Administration (Off-Budget):									
Federal Old-Age and Survivors Insurance Trust Fund:									
Federal Employer Contributions.....	-1,071	.....	-1,071	-8,920	.....	-8,920	-8,268	.....	-8,268
Federal Disability Insurance Trust Fund:									
Federal Employer Contributions.....	-182	.....	-182	-1,515	.....	-1,515	-1,403	.....	-1,403
Payments for Military Service Credits .....	.....	.....	.....	.....	.....	.....	-8	.....	-8
Other .....	-1	.....	-1	-2	.....	-2	(**)	.....	(**)
<b>Total--Employer Share, Employee Retirement.....</b>	<b>-4,903</b>	<b>.....</b>	<b>-4,903</b>	<b>-56,176</b>	<b>.....</b>	<b>-56,176</b>	<b>-52,727</b>	<b>.....</b>	<b>-52,727</b>

**Table 5. Outlays of the U.S. Government, June 2009 and Other Periods – Continued**

Classification	[\$ millions]								
	This Month			Current Fiscal Year to Date			Prior Fiscal Year to Date		
	Gross Outlays	Applicable Receipts	Outlays	Gross Outlays	Applicable Receipts	Outlays	Gross Outlays	Applicable Receipts	Outlays
<b>Undistributed Offsetting Receipts:— Continued</b>									
Interest Received by Trust Funds:									
Judicial Branch:									
Judicial Survivors Annuity Fund.....	-1	.....	-1	-16	.....	-16	-11	.....	-11
Department of Health and Human Services:									
Federal Hospital Insurance Trust Fund.....	-7,797	.....	-7,797	-15,801	.....	-15,801	-16,688	.....	-16,688
Federal Supplementary Medical Insurance Trust Fund.....	-1,374	.....	-1,374	-2,903	.....	-2,903	-2,265	.....	-2,265
Department of Homeland Security:									
Oil Spill Liability Trust Fund.....	1	.....	1	-19	.....	-19	5	.....	5
Other.....	-8	.....	-8	-47	.....	-47	-65	.....	-65
Department of Labor:									
Unemployment Trust Fund.....	-710	.....	-710	-2,658	.....	-2,658	-3,589	.....	-3,589
Department of State:									
Foreign Service Retirement and Disability Fund.....	-392	.....	-392	-782	.....	-782	-781	.....	-781
Department of Transportation:									
Airport and Airway Trust Fund.....	-138	.....	-138	-301	.....	-301	-428	.....	-428
Department of Veterans Affairs:									
National Service Life Insurance Fund.....	-246	.....	-246	-510	.....	-510	-553	.....	-553
United States Government Life Insurance Fund.....	-1	.....	-1	-2	.....	-2	-2	.....	-2
Corps of Engineers.....	-5	.....	-5	-75	.....	-75	-73	.....	-73
Other Defense Civil Programs:									
Military Retirement Fund.....	-336	.....	-336	379	.....	379	-10,489	.....	-10,489
Educational Benefits Fund.....	-1	.....	-1	-3	.....	-3	-46	.....	-46
Armed Forces Retirement Home.....	-1	.....	-1	2	.....	2	-5	.....	-5
Environmental Protection Agency.....	(**)	.....	(**)	-117	.....	-117	-129	.....	-129
Office of Personnel Management:									
Civil Service Retirement and Disability Fund.....	-18,442	.....	-18,442	-37,139	.....	-37,139	-37,182	.....	-37,182
Social Security Administration (Off-Budget):									
Federal Old-Age and Survivors Insurance Trust Fund.....	-53,666	.....	-53,666	-107,131	.....	-107,131	-102,606	.....	-102,606
Federal Disability Insurance Trust Fund.....	-5,217	.....	-5,217	-10,672	.....	-10,672	-10,962	.....	-10,962
Independent Agencies:									
Railroad Retirement Board.....	24	.....	24	-21	.....	-21	-51	.....	-51
Other.....	(**)	.....	(**)	-13	.....	-13	-21	.....	-21
Other.....	-2	.....	-2	-68	.....	-68	108	.....	108
Total--Interest Received by Trust Funds.....	-88,313	.....	-88,313	-177,900	.....	-177,900	-185,833	.....	-185,833
Digital Television Transition and Public Safety Fund.....	.....	.....	.....	.....	16,690	-16,690	.....	1,779	-1,779
Rents and Royalties on the Outer Continental Shelf Lands.....	.....	963	-963	.....	3,890	-3,890	.....	13,944	-13,944
Spectrum Auction Proceeds.....	.....	.....	.....	.....	.....	.....	.....	(**)	(**)
Spectrum Relocation Activities.....	.....	.....	.....	.....	.....	.....	.....	(**)	(**)
Total--Undistributed Offsetting Receipts.....	-93,216	963	-94,179	-234,076	20,579	-254,655	-238,560	15,732	-254,292
Total Outlays.....	367,104	57,422	309,682	2,991,149	316,216	2,674,934	2,473,167	253,412	2,219,755
Total On-Budget.....	360,329	51,877	308,452	2,583,131	262,760	2,320,371	2,093,201	194,925	1,898,276
Total Off-Budget.....	6,775	5,546	1,230	408,019	53,455	354,563	379,967	58,488	321,479
Total Surplus (+) or Deficit.....	.....	.....	-94,318	.....	.....	-1,086,263	.....	.....	-285,851
Total On-Budget.....	.....	.....	-152,978	.....	.....	-1,234,433	.....	.....	-467,323
Total Off-Budget.....	.....	.....	+58,660	.....	.....	+148,170	.....	.....	+181,472

**MEMORANDUM**

Receipts Offset Against Outlays (In Millions)

	Current Fiscal Year to Date	Comparable Period Prior Fiscal Year
Proprietary Receipts.....	117,326	108,473
Intrabudgetary Transactions.....	503,790	474,650
Governmental Receipts.....	21,563	7,461
Total Receipts Offset Against Outlays.....	642,680	590,584

<sup>1</sup>Includes FICA and SECA tax credits, non-contributory military service credits, special benefits for the aged, and credit for the unnegotiated OASI benefit checks.

... No Transactions

(\*\*) Less than \$500,000

Note: Details may not add to totals due to rounding.

This Page Left Blank Intentionally

---

**Table 6. Means of Financing the Deficit or Disposition of Surplus by the U.S. Government, June 2009 and Other Periods**

Assets and Liabilities Directly Related to Budget Off-Budget Activity	Net Transactions (-) denotes net reduction of either liability or asset accounts					Account Balances Current Fiscal Year	
	This Month	Fiscal Year to Date		Beginning of		Close of This Month	
		This Year	Prior Year	This Year	This Month		
<b>Liability Accounts:</b>							
Borrowing from the Public:							
Treasury Securities, Issued Under General Financing Authorities:							
Debt Held by the Public .....	155,591	1,366,220	235,758	5,808,691	7,019,322	7,174,912	
Intragovernmental Holdings .....	68,085	154,330	248,595	4,216,033	4,302,278	4,370,363	
Total Treasury Securities Outstanding .....	223,675	1,520,550	484,353	10,024,725	11,321,600	11,545,275	
Plus Premium on Treasury Securities .....	-85	4,954	426	4,819	9,858	9,773	
Less Discount on Treasury Securities .....	1,946	-157	-21,919	68,954	66,851	68,797	
Total Treasury Securities Net Of Premium and Discount .....	221,645	1,525,661	506,698	9,960,590	11,264,606	11,486,250	
Agency Securities, Issued Under Special Financing Authorities (See Schedule B. for Other Agency Borrowing, See Schedule C) .....	12	-828	568	23,104	22,264	22,276	
Total Federal Securities .....	221,657	1,524,833	507,266	9,983,694	11,286,870	11,508,527	
Deduct:							
Federal Securities Held As Investments of Government Accounts (See Schedule D) .....	67,461	158,322	248,570	4,210,491	4,301,352	4,368,813	
Less Discount on Federal Securities Held As Investments of Government Accounts .....	-146	-1,811	-17,464	27,432	25,766	25,620	
Net Federal Securities Held As Investments of Government Accounts .....	67,607	160,133	266,034	4,183,059	4,275,585	4,343,192	
Total Borrowing from the Public .....	154,050	1,364,700	241,232	5,800,635	7,011,284	7,165,335	
Accrued Interest Payable to the Public .....	4,347	4,380	-274	40,131	40,164	44,511	
Allocations of Special Drawing Rights .....	20	-24	377	7,630	7,585	7,605	
Deposit Funds .....	-1,078	-16,497	18,185	27,417	11,998	10,920	
Miscellaneous Liability Accounts (Includes Checks Outstanding Etc.) .....	-7,955	396	12,850	10,449	18,800	10,845	
<b>Total Liability Accounts .....</b>	<b>149,385</b>	<b>1,352,954</b>	<b>272,369</b>	<b>5,886,262</b>	<b>7,089,831</b>	<b>7,239,216</b>	
<b>Asset Accounts (Deduct)</b>							
Cash and Monetary Assets:							
U.S. Treasury Operating Cash: <sup>1</sup>							
Federal Reserve Account .....	100,763	82,996	-560	32,988	15,222	115,984	
Supplementary Financing Program Account .....	6	-99,553	.....	299,491	199,933	199,939	
Tax and Loan Note Accounts .....	-48	-37,189	-21,361	39,129	1,988	1,940	
Balance .....	100,720	-53,745	-21,921	371,608	217,143	317,863	
Special Drawing Rights:							
Total Holdings .....	25	20	549	9,418	9,412	9,437	
SDR Certificates Issued to Federal Reserve Banks .....	.....	.....	.....	-2,200	-2,200	-2,200	
Balance .....	25	20	549	7,218	7,212	7,237	
Reserve Position on the U.S. Quota in the IMF:							
U.S. Subscription to International Monetary Fund:							
Direct Quota Payments .....	.....	.....	.....	46,525	46,525	46,525	
Maintenance of Value Adjustments .....	155	-186	2,859	11,325	10,984	11,139	
Letter of Credit Issued to IMF .....	88	3,759	546	-51,864	-48,193	-48,105	
Dollar Deposits with the IMF .....	-49	-57	12	-88	-96	-145	
Receivable/payable (-) for Interim Maintenance of Value Adjustments .....	-123	3,848	-2,644	-1,148	2,822	2,700	
Balance .....	71	7,364	774	4,750	12,043	12,114	
Other Cash and Monetary Assets .....	75	429	899	26,720	27,075	27,149	
Total Cash and Monetary Assets .....	100,892	-45,932	-19,699	410,296	263,472	364,364	
Non-Federal Securities of the National Railroad Retirement Investment Trust .....	813	-7,584	-355	27,503	19,105	19,919	
Net Activity, Guaranteed Loan Financing .....	3,798	6,578	5,583	-42,407	-39,627	-35,829	
Net Activity, Direct Loan Financing .....	-50,519	313,317	76	195,773	559,608	509,089	
Miscellaneous Asset Accounts .....	84	503	1,354	580	999	1,083	
<b>Total Asset Accounts .....</b>	<b>55,068</b>	<b>266,881</b>	<b>-13,042</b>	<b>591,744</b>	<b>803,557</b>	<b>858,625</b>	
<b>Excess of Liabilities (+) or Assets (-) .....</b>	<b>94,318</b>	<b>1,086,073</b>	<b>285,411</b>	<b>5,294,518</b>	<b>6,286,273</b>	<b>6,380,591</b>	
Transactions Not Applied to Current Year's Surplus or Deficit (See Schedule A for Details) .....	.....	190	440	.....	190	190	
<b>Total Budget and Off-Budget Federal Entities (Financing of Deficit (+) or Disposition Of Surplus (-)) .....</b>	<b>94,318</b>	<b>1,086,263</b>	<b>285,851</b>	<b>5,294,518</b>	<b>6,286,463</b>	<b>6,380,781</b>	

<sup>1</sup>Major sources of information used to determine Treasury's operating cash balance include Federal Reserve Banks, the Treasury Regional Finance Centers, the Internal Revenue Service Centers, the Bureau of the Public Debt and various electronic systems. Deposits are reflected as received and withdrawals are reflected as processed.

... No Transactions  
Note: Details may not add to totals due to rounding.

**Table 6. Schedule A-Analysis of Change in Excess of Liabilities of the U.S. Government, June 2009 and Other Periods**

Classification	[\$ millions]		
	This Month	Fiscal Year to Date	
		This Year	Prior Year
Excess of Liabilities Beginning of Period: Based on Composition of Unified Budget In			
Preceding Period .....	6,286,273	5,294,525	4,841,785
Adjustments During Current Fiscal Year For			
Changes in Composition of Unified Budget:			
Revisions by Federal Agencies to the Prior Budget Results .....	.....	-7	-1,307
Excess of Liabilities Beginning of Period (Current Basis).....	<u>6,286,273</u>	<u>5,294,518</u>	<u>4,840,478</u>
Budget Surplus (-) or Deficit:			
Based on Composition of Unified Budget in Prior Fiscal Yr.....	94,318	1,086,263	285,851
Total Surplus (-) or Deficit (Table 2).....	<u>94,318</u>	<u>1,086,263</u>	<u>285,851</u>
Total-On-Budget (Table 2).....	<u>152,978</u>	<u>1,234,433</u>	<u>467,323</u>
Total-Off-Budget (Table 2).....	<u>-58,660</u>	<u>-148,170</u>	<u>-181,472</u>
Transactions Not Applied to Current Year's Surplus or Deficit:			
Seigniorage .....	.....	-190	-440
Total-transactions Not Applied to Current Year's Surplus or Deficit .....	.....	-190	-440
Excess of Liabilities Close of Period.....	<u>6,380,591</u>	<u>6,380,591</u>	<u>5,125,889</u>

... No Transactions

Note: Details may not add to totals due to rounding.

**Table 6. Schedule B-Securities Issued by Federal Agencies Under Special Financing Authorities, June 2009 and Other Periods**

Classification	[\$ millions]					
	This Month	Net Transactions (-) denotes net reduction of liability accounts		Account Balances Current Fiscal Year		
		Fiscal Year to Date		Beginning of		Close of
		This Year	Prior Year	This Year	This Month	This Month
Agency Securities, Issued Under Special Financing Authorities:						
Obligations Guaranteed by the United States, Issued By:						
Department of Housing and Urban Development:						
Federal Housing Administration .....	.....	-37	-20	69	33	33
Obligations Not Guaranteed by the United States, Issued By:						
Legislative Branch:						
Architect of the Capitol.....	1	-1	-1	150	148	149
Independent Agencies:						
Federal Communications Commission.....	.....	.....	.....	(**)	(**)	(**)
National Archives and Records Administration .....	.....	-6	-5	204	199	199
Tennessee Valley Authority .....	11	-784	594	22,680	21,884	21,896
Total Agency Securities .....	<u>12</u>	<u>-828</u>	<u>568</u>	<u>23,104</u>	<u>22,264</u>	<u>22,276</u>

... No Transactions

Note: Details may not add to totals due to rounding.

(\* \*) Less than \$500,000.

**Table 6. Schedule C (Memorandum)-Federal Agency Borrowing Financed Through the Issue of Treasury Securities, June 2009 and Other Periods**

Classification	[\$ millions]					
	This Month	Transactions		Account Balances Current Fiscal Year		
		Fiscal Year to Date		Beginning of		Close of This Month
		This Year	Prior Year	This Year	This Month	
<b>Borrowing from the Treasury:</b>						
Department of Agriculture:						
Farm Service Agency:						
Commodity Credit Corporation.....	-606	-190	359	3,886	4,302	3,696
Agricultural Credit Insurance Fund.....	.....	1,479	460	5,277	6,756	6,756
Farm Storage Facility Loans.....	4	47	74	523	567	570
Apple Loans Fund.....	.....	.....	.....	(**)	(**)	(**)
Emergency Boll Weevil Loan Fund.....	(**)	(**)	(**)	(**)	(**)	(**)
Rural Housing Service:						
Rural Housing Insurance.....	714	1,482	532	12,023	12,790	13,505
Rural Community Facility Loans Fund.....	48	285	257	2,715	2,952	3,000
Multifamily Housing Revitalization Loan Account.....	3	52	31	42	91	94
Rural Business - Cooperative Service:						
Rural Business and Industry Loans.....	.....	.....	.....	92	92	92
Rural Development Loan Fund.....	-1	10	13	279	289	289
Rural Economic Development Loan Fund.....	-4	8	14	108	120	115
Renewable Energy Guaranteed Loan Account.....	.....	.....	.....	(**)	(**)	(**)
Rural Utilities Service:						
Rural Water and Waste Disposal Fund.....	73	549	447	8,071	8,546	8,620
Rural Electrification and Telecommunications Fund.....	-1,578	652	620	15,808	18,039	16,461
Rural Telephone Bank.....	(**)	38	42	557	595	595
Distance Learning and Telemedicine Program.....	5	56	47	352	404	408
Foreign Agricultural Service.....	.....	5	.....	1,456	1,461	1,461
Department of Commerce:						
National Oceanic and Atmospheric Administration:						
Fisheries Finance.....	-7	24	27	465	497	490
Fishing Vessel Obligations.....	-2	-2	1	7	7	5
National Telecommunications and Information Administration						
Digital Television Transition and Public Safety Fund.....	.....	-5	500	5	.....	.....
Department of Defense - Military:						
Arms Initiative Loans.....	.....	.....	-27	1	1	1
Family Housing Improvement Loans.....	5	113	28	233	341	346
Department of Education:						
College Housing and Academic Facilities Loans.....	.....	(**)	.....	75	75	75
Federal Direct Student Loans.....	9,296	44,894	12,052	117,488	153,086	162,382
Teach Grant Loans.....	.....	34	.....	14	48	48
Temporary Student Loan Purchase Authority.....	11,031	35,280	.....	10,754	35,003	46,034
Federal Family Education Loans.....	807	874	.....	.....	68	874
Department of Energy:						
Bonneville Power Administration Fund.....	40	-35	-40	2,186	2,111	2,151
Department of Homeland Security:						
National Flood Insurance Fund.....	.....	1,988	-175	17,360	19,348	19,348
Disaster Assistance Loan Fund.....	.....	3	-251	(**)	3	3
Department of Housing and Urban Development:						
Public and Indian Housing Programs:						
Low-Rent Public Housing - Loans and Other Expenses.....	.....	1	1	.....	1	1
Housing Programs:						
Federal Housing Administration.....	.....	275	.....	4,832	5,107	5,107
Department of the Interior:						
Helium Fund.....	.....	.....	.....	252	252	252
Bureau of Reclamation Loan Fund.....	.....	(**)	.....	52	51	51
Bureau of Indian Affairs.....	.....	.....	1	8	8	8
Assistance to American Samoa Loan Fund.....	.....	.....	.....	11	11	11
Department of Labor:						
Black Lung Disability Trust Fund.....	.....	6,371	.....	.....	6,371	6,371
Department of State:						
Repatriation Loans.....	.....	(**)	(**)	2	2	2
Department of Transportation:						
Essential Air Service and Rural Airport Improvement Fund.....	.....	-15	.....	15	.....	.....
Federal Aviation Administration:						
Aircraft Purchase Loan Guarantee Program.....	.....	.....	.....	(**)	(**)	(**)
Federal Highway Administration:						
Transportation Infrastructure Finance and Innovation Fund.....	32	156	840	1,331	1,456	1,487
Federal Railroad Administration:						
Railroad Rehabilitation and Improvement Loan Fund.....	4	48	-182	287	331	335
Other.....	.....	.....	.....	(**)	(**)	(**)
Maritime Administration:						
Ocean Freight Differential.....	.....	36	-177	108	144	144
Maritime Guaranteed Loan (Title XI) Fund.....	.....	29	.....	19	48	48
Department of Treasury:						
Departmental Offices:						
Community Development Financial Institutions Fund.....	.....	2	1	41	44	44
Housing and Economic Recovery Programs.....	20,512	182,770	.....	5,415	167,673	188,185
Troubled Assets Insurance Financing Fund.....	.....	751	.....	.....	751	751
Troubled Asset Relief Program.....	3,006	193,702	.....	.....	190,696	193,702
Federal Financing Bank Revolving Fund.....	404	19,927	-2,454	21,957	41,481	41,884

**Table 6. Schedule C (Memorandum)-Federal Agency Borrowing Financed Through the Issue of Treasury Securities, June 2009 and Other Periods**

Classification	[\$ millions]					
	This Month	Transactions		Account Balances Current Fiscal Year		
		Fiscal Year to Date		Beginning of		Close of This Month
		This Year	Prior Year	This Year	This Month	
<b>Borrowing from the Treasury:—Continued</b>						
Department of Veterans Affairs:						
Veterans Housing Benefit Program Fund.....	93	1,636	714	1,527	3,070	3,163
Native American Veteran Housing Fund.....	19	35	8	45	61	80
Vocational Rehabilitation Loan Fund.....	(**)	4	3	2	5	6
Corps of Engineers:						
Washington Aqueduct.....	-3	-4	-1	12	12	8
Environmental Protection Agency:						
Abatement, Control, and Compliance Loan Program.....	.....	-1	-1	13	12	12
General Services Administration:						
Land Acquisition and Development Fund.....	.....	.....	.....	(**)	(**)	(**)
International Assistance Program:						
International Security Assistance:						
Foreign Military Loan Program.....	.....	58	.....	7	65	65
Military Debt Reduction.....	.....	.....	.....	30	30	30
Agency for International Development:						
International Debt Reduction.....	.....	.....	.....	477	477	477
Development Credit Authority Loan Fund.....	.....	.....	.....	(**)	(**)	(**)
Overseas Private Investment Corporation.....	15	254	214	861	1,101	1,116
Small Business Administration:						
Business Loan Fund.....	492	1,234	-396	971	1,712	2,205
Disaster Loan Fund.....	.....	-573	-1,832	8,492	7,920	7,920
Independent Agencies:						
Export-Import Bank of the United States.....	85	1,098	-812	2,929	3,943	4,028
Federal Communications Commission:						
Spectrum Auction Loan Fund.....	.....	.....	.....	113	113	113
National Credit Union Administration.....	1,000	1,000	.....	.....	.....	1,000
Presidio Trust Fund.....	.....	.....	.....	50	50	50
Railroad Retirement Board:						
Social Security Equivalent Benefit Account.....	-3,063	-696	-723	3,096	5,463	2,400
Smithsonian Institution:						
John F. Kennedy Center Parking Facilities.....	.....	.....	.....	20	20	20
<b>Total Agency Borrowing from the Treasury</b>						
<b>Financed Through Treasury Securities Issued.....</b>	<b>42,423</b>	<b>495,741</b>	<b>10,217</b>	<b>252,757</b>	<b>706,075</b>	<b>748,498</b>
<b>Borrowing from the Federal Financing Bank:</b>						
Department of Agriculture:						
Rural Utilities Service:						
Rural Electrification and Telecommunications Fund.....	103	1,893	7	26,326	28,116	28,219
Department of Defense - Military:						
Department of the Navy.....	.....	.....	.....	1,624	1,624	1,624
Defense Agencies.....	.....	-14	.....	-1,608	-1,622	-1,622
Department of Education:						
Historically Black College and University Capital Financing Fund.....	22	83	9	337	398	420
Department of Health and Human Services:						
Health Maintenance Organization Loan and Loan Guarantee Fund.....	.....	.....	.....	(**)	(**)	(**)
Department of Housing and Urban Development:						
Low-Rent Housing - Loans and Other Expenses.....	.....	-104	-99	691	587	587
Department of Transportation:						
Railroad Rehabilitation and Improvement Loan Fund.....	(**)	(**)	(**)	2	2	2
Department of Veterans Affairs:						
Guaranteed Transitional Housing for Homeless Veterans.....	.....	(**)	(**)	5	5	5
General Services Administration:						
Federal Buildings Fund.....	-2	-34	-27	2,078	2,045	2,043
International Assistance Program:						
Foreign Military Financing Program.....	-8	-84	-105	680	604	597
Small Business Administration:						
Business Loan Fund.....	(**)	-4	-6	10	7	6
Independent Agencies:						
National Credit Union Administration.....	-134	17,454	.....	1,109	18,697	18,563
Postal Service.....	133	-833	-2,739	7,200	6,234	6,367
<b>Total Borrowing from the Federal Financing Bank.....</b>	<b>115</b>	<b>18,357</b>	<b>-2,960</b>	<b>38,455</b>	<b>56,697</b>	<b>56,812</b>

Note: This table includes lending by the Federal Financing Bank accomplished by the purchase of agency financial assets, by the acquisition of agency debt securities, and by direct loans on behalf of an agency. The Federal Financing Bank borrows from Treasury and issues its own securities and in turn may loan these funds to agencies in lieu of agencies borrowing directly through Treasury or issuing their own securities.

... No Transactions

(\*\* ) Less than \$500,000

Note: Details may not add to totals due to rounding.

**Table 6. Schedule D-Investments of Federal Government Accounts in Federal Securities, June 2009 and Other Periods**

Classification	[\$ millions]					
	Net Purchases or Sales (-)			Securities Held as Investments Current Fiscal Year		
	This Month	Fiscal Year to Date		Beginning of		Close of This Month
This Year		Prior Year	This Year	This Month		
<b>Federal Funds:</b>						
Department of Agriculture .....	9	31	21	102	124	133
Department of Commerce.....	-3	.....	.....	.....	3	.....
Department of Defense-Military:						
Defense Cooperation Account .....	(**)	7	(**)	.....	7	7
Department of Energy .....	-33	1,342	2,549	47,281	48,655	48,622
Department of Health and Human Services.....	1	2,113	.....	.....	2,112	2,113
Department of Housing and Urban Development:						
Housing Programs:						
Federal Housing Administration Fund.....	-10,084	-9,118	-3,640	19,092	20,058	9,974
Government National Mortgage Association:						
Guarantees of Mortgage-Backed Securities .....	11	-127	292	9,271	9,133	9,144
Department of the Interior .....	-58	142	-111	7,104	7,304	7,246
Department of Labor.....	19	-1,863	-19,102	16,988	15,106	15,125
Department of Transportation .....	61	162	154	1,119	1,220	1,282
Department of the Treasury.....	-41	-108	515	17,745	17,678	17,637
Department of Veterans Affairs:						
Canteen Service Revolving Fund.....	.....	-26	.....	26	.....	.....
Veterans Reopened Insurance Fund .....	6	-14	-13	356	336	342
Servicemen's Group Life Insurance Fund .....	(**)	(**)	(**)	1	1	1
Other Defense Civil Programs:						
Uniformed Services Retiree Health Care Fund.....	-250	14,374	19,638	112,726	127,349	127,099
Office of Personnel Management:						
Postal Service Contributions .....	736	1,422	1,202	32,294	32,979	33,715
Independent Agencies:						
Federal Deposit Insurance Corporation:						
Deposit Insurance Fund.....	3,625	-1,726	263	29,937	24,586	28,211
FSLIC Resolution Fund.....	(**)	-2	121	3,320	3,317	3,317
Federal Housing Finance Agency.....	-5	54	.....	.....	59	54
National Credit Union Administration .....	972	467	230	7,292	6,787	7,758
Postal Service.....	.....	-405	221	1,605	1,200	1,200
Other .....	-2	-8	385	13,662	13,657	13,655
Other .....	-78	130	365	7,971	8,180	8,102
Total Treasury Securities .....	-5,114	6,846	3,091	327,890	339,850	334,736
<b>Total Federal Funds.....</b>	<b>-5,114</b>	<b>6,846</b>	<b>3,091</b>	<b>327,890</b>	<b>339,850</b>	<b>334,736</b>
<b>Trust Funds:</b>						
Legislative Branch:						
Library of Congress .....	-1	-5	-2	47	43	43
United States Tax Court.....	.....	(**)	1	9	9	9
Other .....	-1	5	(**)	31	36	36
Judicial Branch:						
Judicial Retirement Funds .....	-2	57	36	774	833	831
Department of Agriculture .....	17	34	28	6	22	39
Department of Defense-Military:						
Voluntary Separation Incentive Fund .....	-11	4	6	512	527	516
Other .....	(**)	-7	-6	32	25	25
Department of Health and Human Services:						
Federal Hospital Insurance Trust Fund .....	7,778	6,082	18,290	318,741	317,045	324,823
Federal Supplementary Medical Insurance Trust						
Fund .....	1,711	5,626	10,889	59,090	63,006	64,716
Other .....	-8	110	-30	2,709	2,828	2,819



**Table 6. Schedule D-Investments of Federal Government Accounts in Federal Securities, June 2009 and Other Periods**  
 [\$ millions]

Classification	Net Purchases or Sales (-)			Securities Held as Investments Current Fiscal Year		
	This Month	Fiscal Year to Date		Beginning of		Close of This Month
		This Year	Prior Year	This Year	This Month	
<b>Trust Funds—Continued</b>						
Department of Homeland Security.....	56	184	174	3,074	3,202	3,258
Department of the Interior .....	-4	-25	-8	65	44	40
Department of Labor:						
Unemployment Trust Fund .....	-8,042	-42,334	4,184	72,432	38,141	30,099
Other .....	-9	-33	-38	67	43	34
Department of State:						
Foreign Service Retirement and Disability Fund .....	343	517	378	14,855	15,030	15,373
Other .....	(**)	2	1	36	37	37
Department of Transportation:						
Airport and Airway Trust Fund .....	432	129	-570	7,674	7,371	7,803
Highway Trust Fund.....	-407	-4,116	-2,226	12,811	9,102	8,695
Other .....	.....	(**)	.....	(**)	(**)	(**)
Department of Treasury.....	-74	-143	-120	957	888	814
Department of Veterans Affairs:						
General Post Fund, National Homes .....	.....	6	2	71	77	77
National Service Life Insurance .....	154	-277	-217	9,272	8,841	8,995
United States Government Life Insurance Fund .....	(**)	-3	-3	30	27	27
Veterans Special Life Insurance Fund .....	53	35	47	1,999	1,982	2,034
Corps of Engineers .....	-511	400	482	4,739	5,650	5,139
Other Defense Civil Programs:						
Military Retirement Fund.....	-2,630	28,920	27,738	215,949	247,499	244,869
Other .....	-13	93	179	1,886	1,992	1,979
Environmental Protection Agency.....	-92	1,017	469	6,049	7,158	7,066
National Aeronautics and Space Administration .....	(**)	(**)	(**)	15	15	15
Office of Personnel Management:						
Civil Service Retirement and Disability Fund:						
Treasury Securities .....	15,054	5,227	6,463	728,850	719,023	734,077
Employees Life Insurance Fund.....	33	1,409	1,240	34,397	35,773	35,806
Employees and Retired Employees Health Benefits Fund .....	221	289	-64	15,565	15,633	15,854
Social Security Administration:						
Federal Old-Age and Survivors Insurance Trust Fund .....	55,012	149,016	171,982	2,150,651	2,244,656	2,299,667
Federal Disability Insurance Trust Fund.....	3,376	-1,376	6,304	216,487	211,735	215,111
Independent Agencies:						
Harry S. Truman Memorial Scholarship Trust Fund .....	(**)	(**)	(**)	55	55	55
Japan-United States Friendship Commission .....	.....	5	(**)	33	38	38
Railroad Retirement Board:						
Treasury Securities .....	144	551	-184	1,857	2,264	2,408
Agency Securities .....	(**)	-4	(**)	6	2	2
Other .....	-4	83	52	765	851	847
Total Treasury Securities .....	72,576	151,480	245,479	3,882,595	3,961,499	4,034,075
Total Agency Securities .....	(**)	-4	(**)	6	2	2
<b>Total Trust Funds .....</b>	<b>72,575</b>	<b>151,476</b>	<b>245,479</b>	<b>3,882,600</b>	<b>3,961,501</b>	<b>4,034,077</b>
<b>Grand Total .....</b>	<b>67,461</b>	<b>158,322</b>	<b>248,570</b>	<b>4,210,491</b>	<b>4,301,352</b>	<b>4,368,813</b>

... No Transactions  
 (\*\*) Less than \$500,000

Note: Investments are in Treasury securities unless otherwise noted.  
 Note: Details may not add to totals due to rounding.

**Table 6. Schedule E-Net Activity, Guaranteed and Direct Loan Financing, June 2009 and Other Periods**

Classification	(\$ millions)					
	Net Transactions (-) denotes net reduction of liability accounts			Account Balances Current Fiscal Year		
	This Month	Fiscal Year to Date		Beginning of		Close of
	This Year	Prior Year	This Year	This Month	This Month	
<b>Guaranteed Loan Financing Activity:</b>						
Department of Agriculture:						
Farm Service Agency:						
Commodity Credit Corporation Export Fund .....	2	-100	182	205	103	105
Agricultural Credit Insurance Fund .....	-2	-20	47	-367	-384	-386
Rural Housing Service:						
Rural Community Facility Loans .....	-1	(**)	22	-20	-19	-20
Rural Housing Insurance Fund .....	-48	-146	-57	-746	-843	-892
Rural Business-Cooperative Service:						
Rural Business and Industry Loans .....	2	21	9	-174	-156	-153
Renewable Energy Guaranteed Loan Account .....	(**)	(**)	1	-6	-6	-6
Biorefinery Assistance Loan Account .....	-8	-35	.....	.....	-27	-35
Rural Utilities Service:						
Rural Water and Waste Disposal Fund .....	(**)	1	(**)	-24	-23	-23
Department of Commerce:						
General Administration:						
Emergency Oil, Gas, and Steel Account .....	.....	56	-1	-51	5	5
National Oceanic and Atmospheric Administration:						
Fishing Vessel Obligations .....	.....	-1	-2	3	2	2
Department of Defense-Military .....	.....	4	-26	-25	-22	-22
Department of Education:						
Office of Student Financial Assistance:						
Federal Family Education Loans .....	20,842	22,661	7,873	-28,685	-26,865	-6,023
Department of Health and Human Services:						
Health Resources and Services Administration:						
Health Center Loans .....	.....	.....	(**)	-4	-4	-4
Health Education Assistance Loans .....	(**)	4	20	-94	-91	-91
Department of Housing and Urban Development:						
Public and Indian Housing Programs:						
Indian Housing Loans .....	7	(**)	4	-35	-41	-35
Native Hawaiian Housing Loans .....	(**)	(**)	(**)	(**)	(**)	(**)
Community Planning and Development:						
Community Development Loans .....	(**)	3	-4	-96	-93	-93
Housing Programs:						
FHA-Mutual Mortgage Insurance Loans .....	-10,504	-11,896	-4,215	-5,835	-7,226	-17,731
FHA-General and Special Risk Fund .....	-6,720	-6,173	601	828	1,375	-5,345
Home Ownership Preservation Entity Fund .....	(**)	(**)	.....	.....	(**)	(**)
Government National Mortgage Association:						
Guarantees of Mortgaged-Backed Securities .....	-45	-360	-227	-1,330	-1,645	-1,690
Department of the Interior:						
Bureau of Indian Affairs .....	5	7	60	-40	-38	-33
Department of Transportation:						
Office of the Secretary:						
Minority Business Resource Center Fund .....	(**)	(**)	(**)	(**)	(**)	(**)
Federal Highway Administration:						
Transportation Infrastructure Finance and Innovation Fund .....	.....	.....	.....	(**)	(**)	(**)
Maritime Administration:						
Maritime Guaranteed Loan (Title XI) Fund .....	43	2	87	-220	-261	-218
Department of the Treasury:						
Departmental Offices:						
Air Transportation Stabilization Fund .....	.....	.....	.....	(**)	(**)	(**)
Troubled Assets Insurance Financing Fund .....	.....	644	.....	.....	644	644
Department of Veterans Affairs:						
Veterans Benefits Administration:						
Veterans Housing Benefit Program Fund .....	17	689	-208	-3,247	-2,574	-2,558
Guaranteed Transitional Housing Loans for Homeless Veterans .....	(**)	(**)	(**)	(**)	(**)	(**)
International Assistance Program:						
Agency for International Development:						
Ukraine Export Credit Insurance Fund .....	.....	.....	(**)	.....	.....	.....
Loan Guarantees to Israel .....	.....	.....	.....	-1,284	-1,284	-1,284
Urban and Environmental Credit Guaranteed Loans .....	1	2	-1	-78	-77	-76
Microenterprise and Small Enterprise Development .....	(**)	(**)	(**)	-1	-1	-1
Development Credit Authority Loan Fund .....	-1	-3	-1	-33	-35	-36
Loan Guarantees to Egypt .....	.....	.....	.....	-170	-170	-170
Overseas Private Investment Corporation .....	-18	-57	436	-133	-172	-190
Small Business Administration:						
Business Loan Fund .....	219	1,296	884	109	1,186	1,406
Independent Agencies:						
Export-Import Bank of the United States .....	10	-20	100	-855	-885	-875
<b>Net Activity, Guaranteed Loan Financing .....</b>	<b>3,798</b>	<b>6,578</b>	<b>5,583</b>	<b>-42,407</b>	<b>-39,627</b>	<b>-35,829</b>
<b>Direct Loan Financing Activity:</b>						
Department of Agriculture:						
Farm Service Agency:						
Agricultural Credit Insurance Fund .....	47	72	261	4,583	4,609	4,655
Farm Storage Facility Loans .....	59	86	-18	300	328	387
Apple Loans Fund .....	.....	(**)	(**)	(**)	(**)	(**)
Emergency Boll Weevil Loan Fund .....	(**)	(**)	(**)	(**)	(**)	(**)
Natural Resources Conservation Service:						
Agricultural Resource Conservation Demonstration Program .....	.....	.....	.....	(**)	(**)	(**)

**Table 6. Schedule E-Net Activity, Guaranteed and Direct Loan Financing, June 2009 and Other Periods**

Classification	[\$ millions]					
	Net Transactions (-) denotes net reduction of liability accounts			Account Balances Current Fiscal Year		
	This Month	Fiscal Year to Date		Beginning of		Close of
	This Year	Prior Year	This Year	This Month	This Month	
<b>Direct Loan Financing Activity:—Continued</b>						
Department of Agriculture:—Continued						
Rural Housing Service:						
Rural Community Facility Loans Fund .....	30	129	165	2,400	2,499	2,529
Rural Housing Insurance Fund .....	36	80	-44	11,816	11,859	11,895
Multifamily Housing Revitalization Loan Account .....	2	26	19	35	59	61
Rural Business-Cooperative Service:						
Rural Business and Industry Loan Fund .....	(**)	-3	-2	11	8	8
Rural Development Loan Fund .....	-1	-5	-4	269	265	264
Rural Economic Development Loan Fund .....	-2	-3	2	87	86	84
Rural Utilities Service:						
Rural Water and Waste Disposal Loans .....	1	105	151	7,147	7,250	7,252
Rural Electrification and Telecommunications Fund .....	193	2,995	1,672	31,644	34,447	34,640
Rural Telephone Bank .....	-2	-12	-9	522	512	510
Distance Learning and Telemedicine Program .....	12	27	-5	319	334	346
Rural Development Insurance Fund .....	.....	.....	.....	1,065	1,065	1,065
Foreign Agricultural Service:						
P.L. 480 Direct Loan Fund .....	342	186	-612	437	281	623
International Debt Reduction .....	-14	-28	-42	107	92	79
Department of Commerce:						
National Oceanic and Atmospheric Administration:						
Fisheries Finance .....	-2	1	-20	465	468	466
Department of Defense-Military .....						
.....	4	108	27	233	337	341
Department of Education:						
Office of Postsecondary Education:						
College Housing and Academic Facilities Loans .....	(**)	-1	-5	11	10	10
Historically Black College and University Capital Financing Fund .....	22	84	14	5	67	89
Office of Student Financial Assistance:						
Federal Direct Student Loans .....	2,741	17,673	-1,155	109,675	124,607	127,348
TEACH Grant Loans .....	6	31	.....	-1	25	31
Temporary Student Loan Purchase Authority .....	3,866	31,173	.....	5,293	32,599	36,466
Department of Homeland Security:						
Disaster Assistance Loan Fund .....	(**)	2	-2	-3	-2	-1
Department of Housing and Urban Development:						
Housing Programs:						
FHA-Mutual Mortgage Insurance Loans .....	(**)	(**)	-1	-4	-4	-4
FHA-General and Special Risk Fund .....	.....	.....	.....	(**)	(**)	(**)
Department of the Interior:						
Bureau of Reclamation .....	(**)	-5	-15	52	47	47
Bureau of Indian Affairs .....	(**)	-1	2	7	7	6
Assistance to American Samoa Loan Fund .....	.....	-3	-2	10	7	7
Department of State:						
Administration of Foreign Affairs:						
Repatriation Loans .....	(**)	-1	-1	-6	-7	-7
Department of Transportation:						
Federal Highway Administration:						
Transportation Infrastructure Finance and Innovation Fund .....	30	154	822	1,329	1,454	1,483
Federal Railroad Administration:						
Railroad Rehabilitation and Improvement Loan Fund .....	-2	31	-251	286	319	317
Department of the Treasury:						
Departmental Offices:						
Community Development Financial Institutions Fund .....	(**)	-2	-3	41	40	39
GSE Mortgage-Backed Securities Purchase Program .....	5,432	146,032	.....	5,074	145,675	151,107
Troubled Asset Relief Program .....	-63,200	114,484	.....	.....	177,684	114,484
Financial Management Service .....	.....	.....	.....	(**)	(**)	(**)
Department of Veterans Affairs:						
Veterans Benefits Administration:						
Veterans Housing Benefit Program Fund .....	-7	-56	464	1,470	1,421	1,414
Native American Veteran Housing Fund .....	-2	1	1	43	46	44
Vocational Rehabilitation Loan Fund .....	(**)	(**)	(**)	1	1	1
Environmental Protection Agency:						
Abatement, Control, and Compliance Loan Program .....	-1	-4	-4	13	10	9
International Assistance Program:						
International Security Assistance:						
Foreign Military Loan Program .....	-2	56	(**)	7	65	63
Military Debt Reduction .....	.....	.....	-318	28	28	28
Agency for International Development:						
International Debt Reduction .....	-26	-56	-54	257	227	201
Overseas Private Investment Corporation .....	-15	94	-91	580	689	674
Small Business Administration:						
Business Loan Fund .....	(**)	-12	-8	97	85	85
Disaster Loan Fund .....	-34	-339	-293	7,227	6,922	6,888
Independent Agencies:						
Export-Import Bank of the United States .....	-30	221	-559	2,778	3,028	2,999
Federal Communications Commission:						
Spectrum Auction Loan Fund .....	-3	-3	-5	59	59	56
<b>Net Activity, Direct Loan Financing .....</b>	<b>-50,519</b>	<b>313,317</b>	<b>76</b>	<b>195,773</b>	<b>559,608</b>	<b>509,089</b>

Note: Federal credit programs provide benefits to the public in the form of direct loans and loan guarantees. This table reflects cash transactions and balances of the non-budgetary financing fund accounts that result from the disbursement of loans, collection of fees, repayment of principle, sale of collateral, interest, and subsidy received from the credit program accounts at net present value in accordance with the *Credit Reform Act of 1990*.

Unreimbursed costs such as administrative expenses and subsidy payments are reported on a cash basis and included within each program's budgetary totals in Table 5.

... No Transactions

(\*) Less than \$500,000

Note: Details may not add to totals due to rounding.

**Table 7. Receipts and Outlays of the U.S. Government by Month, Fiscal Year 2009**

[\$ millions]

Classification	Oct.	Nov.	Dec.	Jan.	Feb.	March	April	May	June	July	Aug.	Sept.	Fiscal Year to Date	Comparable Period Prior F.Y.
<b>Receipts:</b>														
Individual Income Taxes.....	86,323	60,095	108,880	124,459	8,717	41,227	136,668	26,218	92,935				685,523	877,763
Corporation Income Taxes.....	81	1,994	48,293	4,532	-2,056	3,392	14,545	-1,404	32,529				101,906	236,516
Social Insurance And Retirement Receipts:														
Employment and General Retirement.....	62,304	67,208	64,158	83,292	67,805	73,081	90,985	67,779	76,491				653,103	654,433
Unemployment Insurance.....	2,007	2,976	242	1,149	3,348	338	7,058	12,685	447				30,249	32,233
Other Retirement.....	394	322	394	320	323	324	323	390	369				3,160	3,131
Excise Taxes.....	3,911	5,321	5,185	5,042	4,248	4,994	5,642	5,427	6,735				46,505	48,333
Estate and Gift Taxes.....	2,097	2,274	2,186	2,387	1,244	1,919	3,976	1,457	983				18,523	22,413
Customs Duties.....	2,633	2,225	2,038	2,085	1,682	1,522	1,878	1,383	1,498				16,943	20,181
Miscellaneous Receipts.....	5,097	2,366	6,435	2,844	2,018	2,159	5,158	3,305	3,378				32,760	38,900
<b>Total-Receipts This Year.....</b>	<b>164,847</b>	<b>144,782</b>	<b>237,811</b>	<b>226,109</b>	<b>87,328</b>	<b>128,957</b>	<b>266,232</b>	<b>117,241</b>	<b>215,364</b>				<b>1,588,671</b>	<b>.....</b>
(On-Budget).....	117,998	94,377	191,039	161,462	34,133	71,507	195,849	64,098	155,474				1,085,938	.....
(Off-Budget).....	46,849	50,405	46,772	64,647	53,195	57,450	70,383	53,143	59,890				502,733	.....
<i>Total-Receipts Prior Year.....</i>	<i>178,175</i>	<i>151,055</i>	<i>276,982</i>	<i>255,217</i>	<i>105,723</i>	<i>178,816</i>	<i>403,751</i>	<i>124,272</i>	<i>259,912</i>				<i>.....</i>	<i>1,933,904</i>
(On Budget).....	133,146	102,705	227,125	191,181	53,495	120,840	333,059	70,392	199,010				.....	1,430,953
(Off Budget).....	45,029	48,350	49,857	64,036	52,229	57,976	70,692	53,880	60,902				.....	502,951
<b>Outlays:</b>														
Legislative Branch.....	378	343	706	343	324	357	362	356	437				3,606	3,337
Judicial Branch.....	706	473	528	503	497	535	527	639	564				4,971	4,746
Department of Agriculture:														
Commodity Credit Corporation And														
Foreign Agricultural Service.....	6,613	2,694	2,746	1,893	927	-613	-938	-170	-537				12,615	10,488
Other.....	8,090	5,370	8,772	8,959	9,351	9,669	8,822	8,196	9,418				76,648	61,394
Department of Commerce.....	748	745	1,119	777	1,235	655	1,035	978	1,124				8,417	5,666
Department of Defense:														
Military:														
Military Personnel.....	28,995	6,393	14,904	10,531	11,140	6,898	10,643	11,565	11,302				112,371	106,034
Operation and Maintenance.....	19,981	19,222	22,853	20,690	20,574	21,806	21,512	20,775	22,947				190,360	178,848
International Reconstruction and Other Assistance.....	2	3	4	3	3	(**)	2	4	3				24	22
Procurement.....	9,403	10,409	12,610	9,638	9,227	10,823	11,034	9,928	11,332				94,402	84,731
Research, Development, Test, and Evaluation.....	5,791	7,442	8,097	6,399	5,317	7,107	6,980	5,863	6,774				59,770	55,795
Military Construction.....	1,166	1,179	1,704	1,060	1,382	1,508	1,316	1,515	1,378				12,208	8,047
Family Housing.....	197	310	244	186	181	210	284	200	194				2,005	2,609
Revolving and Management Funds.....	1,096	44	589	-207	-362	641	232	742	-7				2,768	4,057
Other.....	-554	626	-521	-1,290	796	435	-299	-101	-232				-1,139	-609
<b>Total Military.....</b>	<b>66,078</b>	<b>45,627</b>	<b>60,484</b>	<b>47,009</b>	<b>48,258</b>	<b>49,428</b>	<b>51,704</b>	<b>50,490</b>	<b>53,691</b>				<b>472,769</b>	<b>439,534</b>
Department of Education.....	5,609	4,286	6,042	5,921	6,591	5,351	5,653	8,689	-12,422				35,720	51,924
Department of Energy.....	2,184	1,620	2,027	1,601	1,617	1,907	1,909	2,217	1,907				16,991	14,506
Department of Health and Human Services:														
Public Health Service.....														
Centers for Medicare And Medicaid Services:														
Grants to States for Medicaid.....	19,215	16,504	17,965	17,407	18,709	26,028	26,118	22,363	22,129				186,438	151,479
Federal Hospital Ins. Trust Fund.....	22,281	13,225	20,467	23,198	19,354	16,070	20,431	20,006	22,758				177,790	166,221
Federal Supp. Med. Ins. Trust Fund.....	21,759	11,285	17,286	20,009	15,271	12,592	17,424	16,378	19,140				151,143	138,686
Other.....	28,275	13,571	19,909	30,193	21,473	15,044	27,930	21,840	25,043				203,279	182,612
Administration for Children and Families.....	4,236	4,074	4,229	4,498	4,356	4,961	4,471	4,582	4,174				39,582	37,059
Other.....	-23,674	-17,555	-20,645	-26,183	-21,694	-19,032	-27,997	-22,332	-29,272				-208,385	-192,577
Department of Homeland Security.....	5,060	4,419	5,907	4,210	3,631	4,333	3,989	3,525	4,748				39,822	29,923
Department of Housing and Urban Development.....	3,884	3,685	4,145	3,737	3,510	3,828	3,507	3,811	20,752				50,859	38,485
Department of the Interior.....	889	880	988	793	835	866	1,088	902	1,597				8,839	7,454
Department of Justice.....	2,292	2,262	2,570	1,890	1,895	2,141	1,774	2,466	2,887				20,179	19,977
Department of Labor:														
Unemployment Trust Fund.....	5,210	4,801	7,761	8,666	9,264	11,006	11,229	10,295	12,149				80,381	32,253
Other.....	1,282	765	1,151	1,084	361	1,383	1,771	1,899	2,327				12,022	9,452
Department of State.....	2,372	1,697	2,037	1,482	1,384	1,465	1,368	1,330	1,765				14,901	12,983
Department of Transportation:														
Highway Trust Fund.....	4,101	3,149	3,091	2,073	2,088	2,270	2,231	2,906	3,493				25,401	24,537
Other.....	2,504	2,169	3,162	2,172	2,094	2,180	2,518	2,476	3,152				22,427	20,836
Department of the Treasury:														
Interest on Treasury Debt Securities (Gross).....	18,984	18,559	97,775	3,133	10,311	19,830	24,847	20,600	106,612				320,651	377,265
Other.....	35,082	52,089	21,895	29,357	37,178	63,135	13,539	21,968	38,133				312,376	99,630

**Table 7. Receipts and Outlays of the U.S. Government by Month, Fiscal Year 2009**

[\$ millions]

Classification	Oct.	Nov.	Dec.	Jan.	Feb.	March	April	May	June	July	Aug.	Sept.	Fiscal Year to Date	Comparable Period Prior F.Y.
<b>Outlays:—Continued</b>														
<b>Department of Veterans Affairs:</b>														
Compensation And Pensions.....	6,618	257	6,852	3,734	3,698	353	3,727	3,719	4,240				33,198	29,847
National Service Life.....	89	74	78	91	80	102	101	90	84				788	773
Other.....	4,860	3,728	4,039	3,674	3,894	3,928	4,190	5,018	4,007				37,340	32,382
Corps of Engineers.....	634	629	906	369	402	501	447	538	544				4,971	3,607
Other Defense Civil Programs.....	3,922	5,238	5,683	6,957	5,469	4,613	3,235	4,599	4,562				44,278	34,887
Environmental Protection.....	645	653	743	581	647	689	617	634	838				6,046	5,977
Executive Office of the President.....	82	40	55	71	50	58	57	65	48				527	948
General Services Administration.....	20	-73	65	16	-52	306	-8	-66	49				258	477
<b>International Assistance Program:</b>														
International Security Assistance.....	1,100	1,844	586	512	417	511	3,048	603	480				9,101	7,796
Multilateral Assistance.....	88	109	43	47	80	21	53	49	1,237				1,727	1,505
International Development Assistance.....	333	398	341	335	291	350	347	308	360				3,061	2,877
Other.....	823	-135	-1,145	-84	136	-269	-325	47	472				-481	-4,843
National Aeronautics and Space Administration.....	1,483	1,426	1,810	1,185	1,345	1,677	1,518	1,631	1,750				13,825	12,966
National Science Foundation.....	477	492	452	437	432	450	458	449	562				4,210	4,009
Office of Personnel Management.....	6,008	5,604	5,335	6,624	5,870	6,730	6,868	5,627	5,459				54,125	51,748
Small Business Administration.....	82	81	101	74	1,285	72	73	86	89				1,943	300
<b>Social Security Administration:</b>														
<b>Federal Old-Age and Survivors Ins.</b>														
Trust Fund (Off-Budget).....	42,974	42,936	43,613	45,626	46,030	46,116	46,388	46,526	50,632				410,841	381,127
<b>Federal Disability Ins. Trust</b>														
Fund (Off-Budget).....	9,148	9,099	9,259	9,704	9,701	10,006	10,262	10,033	10,603				87,816	80,273
Other.....	7,032	37	5,821	5,028	4,108	271	3,204	16,913	3,634				46,049	30,310
<b>Independent Agencies:</b>														
<b>Fed. Deposit Ins. Corp.</b>														
Deposit Insurance Fund.....	417	4,853	-3,309	225	43	-2,292	1,250	4,032	-3,634				1,585	-312
FSLIC Resolution Fund.....	-1	1	24	2	(**)	141	-1	10	1				177	348
<b>Postal Service:</b>														
<b>Off-Budget:</b>														
Public Enterprise Funds.....	256	-367	-294	-331	226	-556	-572	932	151				-554	-2,909
Other.....			109					44					152	
Other.....	101						17						118	109
Tennessee Valley Authority.....	-28	-245	521	-294	-332	-180	-61	-167	1				-786	485
Other Independent Agencies.....	5,635	6,534	3,253	7,493	5,740	12,882	944	1,102	-2,632				40,951	14,522
<b>Undistributed Offsetting Receipts:</b>														
Employer Share, Employee Retirement.....	-18,701	-4,260	-4,968	-4,211	-4,894	-4,569	-4,346	-5,325	-4,903				-56,176	-52,727
Interest Received by Trust Funds.....	-1,906	52	-86,222	3,196	483	-864	-3,658	-667	-88,313				-177,900	-185,833
Rents and Royalties on Outer Continental Shelf Lands.....	-357	-144	-594	-248	-364	-414	-317	-488	-963				-3,890	-13,944
Other.....	(**)	-9,389		(**)	-6,577			-724	(**)				-16,690	-1,788
<b>Totals This Year:</b>														
Total Outlays.....	320,372	269,983	289,566	289,567	281,188	320,545	287,139	306,892	309,682				2,674,934	.....
(On-Budget).....	272,915	219,480	296,073	241,802	226,552	266,461	237,834	250,801	308,452				2,320,371	.....
(Off-Budget).....	47,457	50,503	-6,507	47,765	54,635	54,084	49,305	56,090	1,230				354,563	.....
Total-Surplus (+) or Deficit (-).....	-155,525	-125,201	-51,755	-63,457	-193,860	-191,589	-20,907	-189,651	-94,318				-1,086,263	.....
(On-Budget).....	-154,917	-125,103	-105,034	-80,339	-192,419	-194,954	-41,985	-186,703	-152,978				-1,234,433	.....
(Off-Budget).....	-608	-98	+53,279	+16,882	-1,440	+3,365	+21,078	-2,947	+58,660				+148,170	.....
Total Borrowing from the Public.....	494,505	91,276	-24,887	-48,813	260,695	253,534	97,290	87,049	154,050				1,364,700	241,232
Total Outlays Prior Year.....	235,014	249,293	228,721	237,379	281,287	227,028	244,469	290,199	226,365				.....	2,219,755
(On-Budget).....	192,586	200,783	235,395	193,589	232,181	177,070	199,021	239,019	228,631				.....	1,898,276
(Off-Budget).....	42,428	48,510	-6,674	43,790	49,106	49,958	45,448	51,180	-2,266				.....	321,479
Total-Surplus (+) or Deficit (-) Prior Year.....	-56,838	-98,238	+48,261	+17,839	-175,563	-48,212	+159,282	-165,927	+33,547				.....	-285,851
(On-Budget).....	-59,440	-98,078	-8,270	-2,408	-178,686	-56,230	+134,038	-168,628	-29,621				.....	-467,323
(Off-Budget).....	+2,601	-160	+56,531	+20,246	+3,123	+8,018	+25,244	+2,700	+63,168				.....	+181,472

... No Transactions

(\* \*) Less than \$500,000

Note: Details may not add to totals due to rounding.

**Table 8. Trust Fund Impact on Budget Results and Investment Holdings as of June 30, 2009**

Classification	[\$ millions]								
	This Month			Fiscal Year to Date			Securities held as investments Current Fiscal Year		
	Receipts	Outlays	Excess	Receipts	Outlays	Excess	Beginning of This Year	Close of This Month	Close of This Month
<b>Trust Receipts, Outlays, and Investments Held:</b>									
Airport and Airway .....	1,306	951	354	8,206	9,324	-1,118	7,674	7,371	7,803
Black Lung Disability.....	61	25	36	6,960	2,740	4,219	.....	.....	.....
Federal Disability Insurance.....	14,098	10,603	3,495	86,593	87,816	-1,222	216,487	211,735	215,111
Federal Employees Life and Health.....	.....	-254	254	.....	-1,729	1,729	49,963	51,406	51,660
Federal Employees Retirement .....	21,152	5,754	15,398	56,871	51,072	5,800	744,489	734,895	750,290
Federal Hospital Insurance.....	30,670	22,949	7,721	184,069	178,494	5,575	318,741	317,045	324,823
Federal Old-Age and Survivors Insurance.....	105,948	50,632	55,317	559,832	410,841	148,991	2,150,651	2,244,656	2,299,667
Federal Supplementary Medical Insurance.....	25,253	23,653	1,600	196,275	190,468	5,807	59,090	63,006	64,716
Hazardous Substance Superfund.....	2	91	-89	1,867	975	892	2,884	3,881	3,778
Highways.....	3,364	4,264	-900	24,523	31,037	-6,513	12,811	9,102	8,695
Military Advances.....	1,462	1,868	-406	16,634	15,845	789	.....	.....	.....
Military Retirement.....	1,712	4,187	-2,475	67,409	37,418	29,991	215,949	247,499	244,869
Railroad Retirement.....	5,277	1,261	4,017	2,984	9,316	-6,332	1,863	2,266	2,410
Unemployment .....	2,374	12,167	-9,793	46,123	80,496	-34,372	72,432	38,141	30,099
Veterans Life Insurance.....	258	42	216	613	859	-246	11,301	10,849	11,056
All Other Trust .....	596	1,204	-608	4,896	4,377	519	18,266	19,650	19,100
<b>Total Trust Fund Receipts and Outlays and Investments Held from Table 6-D.....</b>	<b>213,534</b>	<b>139,398</b>	<b>74,135</b>	<b>1,263,856</b>	<b>1,109,347</b>	<b>154,509</b>	<b>3,882,600</b>	<b>3,961,501</b>	<b>4,034,077</b>
Less: Interfund Transactions.....	131,154	131,154	.....	541,048	541,048	.....	.....	.....	.....
<b>Trust Fund Receipts and Outlays on the Basis of Tables 4 &amp; 5.....</b>	<b>82,380</b>	<b>8,244</b>	<b>74,135</b>	<b>722,808</b>	<b>568,299</b>	<b>154,509</b>			
<b>Total Federal Fund Receipts and Outlays.....</b>	<b>133,253</b>	<b>301,706</b>	<b>-168,453</b>	<b>866,919</b>	<b>2,107,691</b>	<b>-1,240,772</b>			
Less: Interfund Transactions.....	269	269	.....	1,056	1,056	.....			
<b>Federal Fund Receipts and Outlays on the Basis of Table 4 &amp; 5.....</b>	<b>132,984</b>	<b>301,438</b>	<b>-168,453</b>	<b>865,863</b>	<b>2,106,635</b>	<b>-1,240,772</b>			
<b>Net Budget Receipts &amp; Outlays.....</b>	<b>215,364</b>	<b>309,682</b>	<b>-94,318</b>	<b>1,588,671</b>	<b>2,674,934</b>	<b>-1,086,263</b>			

Note: Interfund receipts and outlays are transactions between Federal funds and trust funds such as Federal payments and contributions, and interest and profits on investments in Federal securities. They have no net effect on overall budget receipts and outlays since the receipt side of such transactions is offset against budget outlays. In this table, Interfund receipts are shown as an adjustment to arrive at total receipts and outlays of trust funds respectively. ... No Transactions

**Table 9. Summary of Receipts by Source, and Outlays by Function of the U.S. Government, June 2009 and Other Periods**

Classification	[\$ millions]		
	This Month	Fiscal Year to Date	Comparable Period Prior Fiscal Year
<b>Receipts</b>			
Individual Income Taxes.....	92,935	685,523	877,763
Corporation Income Taxes.....	32,529	101,906	236,516
<b>Social Insurance and Retirement Receipts:</b>			
Employment and General Retirement.....	76,491	653,103	654,433
Unemployment Insurance.....	447	30,249	32,233
Other Retirement.....	369	3,160	3,131
Excise Taxes.....	6,735	46,505	48,333
Estate and Gift Taxes.....	983	18,523	22,413
Customs Duties.....	1,498	16,943	20,181
Miscellaneous Receipts.....	3,378	32,760	38,900
<b>Total.....</b>	<b>215,364</b>	<b>1,588,671</b>	<b>1,933,904</b>
<b>Net Outlays</b>			
National Defense.....	55,911	491,775	458,059
International Affairs.....	4,408	28,495	20,152
General Science, Space, and Technology.....	2,645	21,494	20,468
Energy.....	551	1,268	715
Natural Resources and Environment.....	2,936	36,744	33,035
Agriculture.....	745	10,947	8,791
Commerce and Housing Credit.....	49,024	275,510	8,126
Transportation.....	7,955	58,377	54,761
Community and Regional Development.....	2,002	20,685	16,970
Education, Training, Employment and Social Services.....	-10,508	53,916	69,644
Health.....	29,139	247,829	210,954
Medicare.....	36,423	315,227	285,886
Income Security.....	40,701	403,306	343,307
Social Security.....	61,245	511,617	461,359
Veterans Benefits and Services.....	8,342	71,415	62,991
Administration of Justice.....	5,722	40,051	35,091
General Government.....	2,136	14,203	12,816
Net Interest.....	16,171	148,830	185,081
Undistributed Offsetting Receipts.....	-5,866	-76,755	-68,449
<b>Total.....</b>	<b>309,682</b>	<b>2,674,934</b>	<b>2,219,755</b>

Note: Details may not add to totals due to rounding.

# Explanatory Notes

## 1. Flow of Data into Monthly Treasury Statement

The *Monthly Treasury Statement (MTS)* is assembled from data in the central accounting system. The major sources of data include monthly accounting reports by Federal entities and disbursing officers, and daily reports from the Federal Reserve banks. These reports detail accounting transactions affecting receipts and outlays of the Federal Government and off-budget Federal entities, and their related effect on the assets and liabilities of the U.S. Government. Information is presented in the *MTS* on a modified cash basis.

## 2. Notes on Receipts

Receipts included in the report are classified into the following major categories: (1) budget receipts and (2) offsetting collections (also called applicable receipts). Budget receipts are collections from the public that result from the exercise of the Government's sovereign or governmental powers, excluding receipts offset against outlays. These collections, also called governmental receipts, consist mainly of tax receipts (including social insurance taxes), receipts from court fines, certain licenses, and deposits of earnings by the Federal Reserve System. Refunds of receipts are treated as deductions from gross receipts.

Offsetting collections are from other Government accounts or the public that are of a business-type or market-oriented nature. They are classified into two major categories: (1) offsetting collections credited to appropriations or fund accounts, and (2) offsetting receipts (i.e., amounts deposited in receipt accounts). Collections credited to appropriation or fund accounts normally can be used without appropriation action by Congress. These occur in two instances: (1) when authorized by law, amounts collected for materials or services are treated as reimbursements to appropriations and (2) in the three types of revolving funds (public enterprise, intra governmental, and trust); collections are netted against spending, and outlays are reported as the net amount.

Offsetting receipts in receipt accounts cannot be used without being appropriated. They are subdivided into two categories: (1) proprietary receipts - these collections are from the public and they are offset against outlays by agency and by function, and (2) intra governmental funds - these are payments into receipt accounts from Governmental appropriation or fund accounts. The transactions may be intrabudgetary when the payment and receipt both occur within the budget or from receipts from off-budget Federal entities in those cases where payment is made by a Federal entity whose budget authority and outlays are excluded from the budget totals.

Intrabudgetary transactions are subdivided into three categories: (1) interfund transactions, where the payments are from one fund group (either Federal funds or trust funds) to a receipt account in the other fund group; (2) Federal intrafund transactions, where the payments and receipts both occur within the Federal fund group; and (3) trust intrafund transactions, where the payments and receipts both occur within the trust fund group.

Offsetting receipts are generally deducted from budget authority and outlays by function, by subfunction, or by agency. There are four types of receipts, however, that are deducted from budget totals as undistributed offsetting receipts. They are: (1) agencies' payments (including payments by off-budget Federal entities) as employers into employees retirement funds, (2) interest received by trust funds, (3) rents and royalties on the Outer Continental Shelf lands, and (4) other interest (i.e., interest collected on Outer Continental Shelf money in deposit funds when such money is transferred into the budget).

## 3. Notes on Outlays

Outlays are generally accounted for on the basis of checks issued, electronic funds transferred, or cash payments made. Certain outlays do not require issuance of cash or checks. An example is charges made against appropriations for that part of employees' salaries withheld for taxes or savings bond allotments - these are counted as payments to the employee and credits for whatever purpose the money was withheld. Outlays are stated net of offsetting collections (including receipts of revolving and management funds) and of refunds. Interest on the public debt (public issues) is recognized on the accrual basis. Federal credit

programs subject to the Federal Credit Reform Act of 1990 use the cash basis of accounting and are divided into two components. The portion of the credit activities that involve a cost to the Government (mainly subsidies) is included within the budget program accounts. The remaining portion of the credit activities are in non-budget financing accounts. Outlays of off-budget Federal entities are excluded by law from budget totals. However, they are shown separately and combined with the on-budget outlays to display total Federal outlays.

## 4. Processing

The data on payments and collections are reported by account symbol into the central accounting system. In turn, the data are extracted from this system for use in the preparation of the *MTS*.

There are two major checks which are conducted to assure consistency of the data reported:

1. Verification of payment data. The monthly payment activity reported by Federal entities on the Statements of Transactions is compared to the payment activity of Federal entities as reported by disbursing officers.

2. Verification of collection data. Reported collections appearing on Statements of Transactions are compared to deposits as reported by Federal Reserve Banks.

## 5. Other Sources of Information About Federal Government Financial Activities

- *A Glossary of Terms Used in the Federal Budget Process, 2005* (Available from the U.S. Government Accountability Office, at <http://www.gao.gov/new.items/do5734sp.pdf>), or by calling 202-512-6000. This glossary provides a basic reference document of standardized definitions of terms used by the Federal Government in the budget making process.
- *Daily Treasury Statement* (Available on the internet at <http://www.fms.treas.gov/dts/>). The *Daily Treasury Statement* is published each working day of the Federal Government and provides data on the cash and debt operations of the Treasury.
- *Monthly Statement of the Public Debt of the United States* (Available at <http://www.treasurydirect.gov/govt/reports/pd/mspd/nspd.htm>). This publication provides detailed information concerning the public debt.
- *Treasury Bulletin* (Available from GPO, Washington, D.C. 20401 on a subscription or single copy and on the internet at <http://fms.treas.gov/bulletin/index.html>). Quarterly, contains a mix of narrative, tables, and charts on Treasury issues, Federal financial operations, international statistics, and special reports.
- *Budget of the United States Government, Fiscal Year 20\_\_* (Available from GPO, Washington, D.C. 20401 on a subscription basis only and on the internet at <http://www.access.gpo.gov/usbudget/>). This publication is a single volume which provides budget information and contains:
  - Appendix, *The Budget of the United States Government, FY 20\_\_*
  - *The United States Budget in Brief, FY 20\_\_*
  - *Analytical Perspectives*
  - *Historical Tables*
- *Combined Statement of Receipts, Outlays, and Balances of the United States Government* (Available from Financial Management Services, U.S. Department of Treasury, Washington, D.C. 20227 and on the internet at <http://fms.treas.gov/annualreport/index.html>). This report includes budgetary results at the summary level and presents individual receipt and appropriation accounts at the detail level.

**Scheduled Release**

**The release date for the July 2009 Statement  
will be 2:00 p.m. EST August 12, 2009.**

The Monthly Treasury Statement is available on the Department of Commerce's Economic Bulletin Board.  
For information call (202) 482-1986.

Internet service subscribers can access the current issue of the Monthly Treasury Statement through the  
Financial Management Service's website:

<http://www.fms.treas.gov/mts/index.html>