

Monthly Treasury Statement

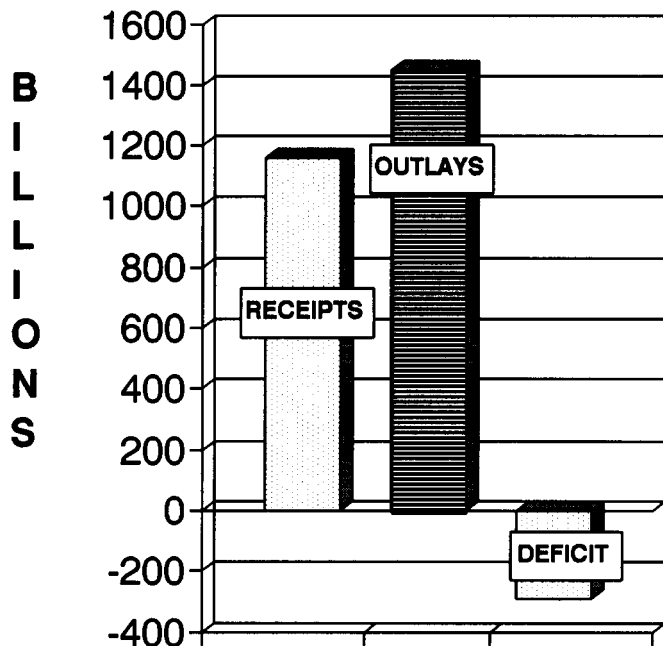
of Receipts and Outlays of the United States Government

For Fiscal Year 2003 Through **May 31, 2003**, and Other Periods

Highlight

Military active duty pay, veterans' benefits, supplemental security income payments, and Medicare payments to health maintenance organizations for June 1, 2003 were accelerated to May 30, 2003.

RECEIPTS, OUTLAYS, AND SURPLUS/DEFICIT THROUGH MAY 2003



Contents

Summary, page 2

Receipts, page 6

Outlays, page 7

Means of financing, page 20

Receipts/outlays by month, page 28

Federal trust funds/securities, page 30

Receipts by source/outlays by
function, page 30

Explanatory notes, page 31

Compiled and Published by

Department of the Treasury
Financial Management Service

Introduction

The *Monthly Treasury Statement of Receipts and Outlays of the United States Government (MTS)* is prepared by the Financial Management Service, Department of the Treasury, and after approval by the Fiscal Assistant Secretary of the Treasury, is normally released on the 14th workday of the month following the reporting month. The publication is based on data provided by Federal entities, disbursing officers, and Federal Reserve banks.

Audience

The *MTS* is published to meet the needs of: Those responsible for or interested in the cash position of the Treasury; Those who are responsible for or interested in the Government's budget results; and individuals and businesses whose operations depend upon or are related to the Government's financial operations.

Disclosure Statement

This statement summarizes the financial activities of the Federal Government and off-budget Federal entities conducted in accordance with the Budget of the U.S. Government, i.e., receipts and outlays of funds, the surplus or deficit, and the means of financing the deficit or disposing of the surplus. Information is presented on a modified cash basis: receipts are accounted for on the basis of collections; refunds of receipts are treated as deductions from gross receipts; revolving and

management fund receipts, reimbursements and refunds of monies previously expended are treated as deductions from gross outlays; and interest on the public debt (public issues) is recognized on the accrual basis. Major information sources include accounting data reported by Federal entities, disbursing officers, and Federal Reserve banks.

Triad of Publications

The *MTS* is part of a triad of Treasury financial reports. The *Daily Treasury Statement* is published each working day of the Federal Government. It provides data on the cash and debt operations of the Treasury based upon reporting of the Treasury account balances by Federal Reserve banks. The *MTS* is a report of Government receipts and outlays, based on agency reporting. The *Combined Statement of Receipts, Outlays, and Balances of the United States Government* is the official publication of the detailed receipts and outlays of the Government. It is published annually in accordance with legislative mandates given to the Secretary of the Treasury.

Data Sources and Information

The Explanatory Notes section of this publication provides information concerning the flow of data into the *MTS* and sources of information relevant to the *MTS*.

Table 1. Summary of Receipts, Outlays, and the Deficit/Surplus of the U.S. Government, Fiscal Years 2002 and 2003, by Month

| [\$ millions] | | | |
|---------------------------|------------------|-------------------|---------------------|
| Period | Receipts | Outlays | Deficit/Surplus (-) |
| FY 2002 | | | |
| October | 157,163 | 164,819 | 7,656 |
| November | 121,233 | 175,500 | 54,267 |
| December | 187,914 | 161,347 | -26,567 |
| January | 203,452 | 159,723 | -43,729 |
| February | 97,962 | 174,018 | 76,056 |
| March | 111,220 | 175,458 | 64,238 |
| April | 237,426 | 170,257 | -67,170 |
| May | 102,496 | 183,127 | 80,631 |
| June | 182,633 | 153,562 | -29,071 |
| July | 134,409 | 163,568 | 29,159 |
| August | 124,619 | 179,328 | 54,709 |
| September | 192,698 | 150,310 | -42,388 |
| Year-to-Date | 1,853,225 | 12,011,016 | 1157,791 |
| FY 2003 | | | |
| October | 124,557 | 178,549 | 53,992 |
| November | 120,037 | 179,135 | 59,099 |
| December | 182,799 | 178,426 | -4,373 |
| January | 187,897 | 176,786 | -11,111 |
| February | 89,496 | 185,826 | 96,330 |
| March | 120,371 | 179,082 | 58,711 |
| April | 231,174 | 180,131 | -51,043 |
| May | 103,433 | 193,886 | 90,453 |
| Year-to-Date | 1,159,763 | 1,451,822 | 292,059 |

¹The receipt, outlay and deficit figures differ from the *FY 2004 Budget*, released by the Office of Management and Budget on February 3, 2003 by \$11 million due mainly to revisions in the data following the release of the Final Monthly Treasury Statement.

Note: Details may not add to totals due to rounding.

Table 2. Summary of Budget and Off-Budget Results and Financing of the U.S. Government, May 2003 and Other Periods

[\$ millions]

| Classification | This Month | Current Fiscal Year to Date | Budget Estimates Full Fiscal Year ¹ | Prior Fiscal Year to Date (2002) | Budget Estimates Next Fiscal Year (2004) ¹ |
|---|------------|-----------------------------|--|----------------------------------|---|
| Total on-budget and off-budget results: | | | | | |
| Total receipts | 103,433 | 1,159,763 | 1,836,218 | 1,218,866 | 1,922,025 |
| On-budget receipts | 60,594 | 808,701 | 1,304,653 | 875,223 | 1,365,857 |
| Off-budget receipts | 42,839 | 351,062 | 531,565 | 343,642 | 556,168 |
| Total outlays | 193,886 | 1,451,822 | 2,140,377 | 1,364,248 | 2,229,425 |
| On-budget outlays | 155,562 | 1,203,508 | 1,772,280 | 1,123,645 | 1,847,924 |
| Off-budget outlays | 38,324 | 248,314 | 368,097 | 240,603 | 381,501 |
| Total surplus (+) or deficit (-) | -90,453 | -292,059 | -304,159 | -145,382 | -307,400 |
| On-budget surplus (+) or deficit (-) | -94,968 | -394,807 | -467,627 | -248,421 | -482,067 |
| Off-budget surplus (+) or deficit (-) | +4,515 | +102,748 | +163,468 | +103,039 | +174,667 |
| Total on-budget and off-budget financing | 90,453 | 292,059 | 304,159 | 145,382 | 307,400 |
| Means of financing: | | | | | |
| Borrowing from the public | 73,772 | 225,498 | 338,011 | 99,802 | 287,624 |
| Reduction of operating cash, increase (-) | 20,949 | 53,389 | 10,886 | 35,915 | |
| By other means | -4,267 | 13,172 | -44,738 | 9,665 | 19,776 |

¹These figures are based on the *FY 2004 Budget*, released by the Office of Management and Budget on February 3, 2003.

... No Transactions.
Note: Details may not add to totals due to rounding.

Figure 1. Monthly Receipts, Outlays, and Budget Deficit/Surplus of the U.S. Government, Fiscal Years 2002 and 2003

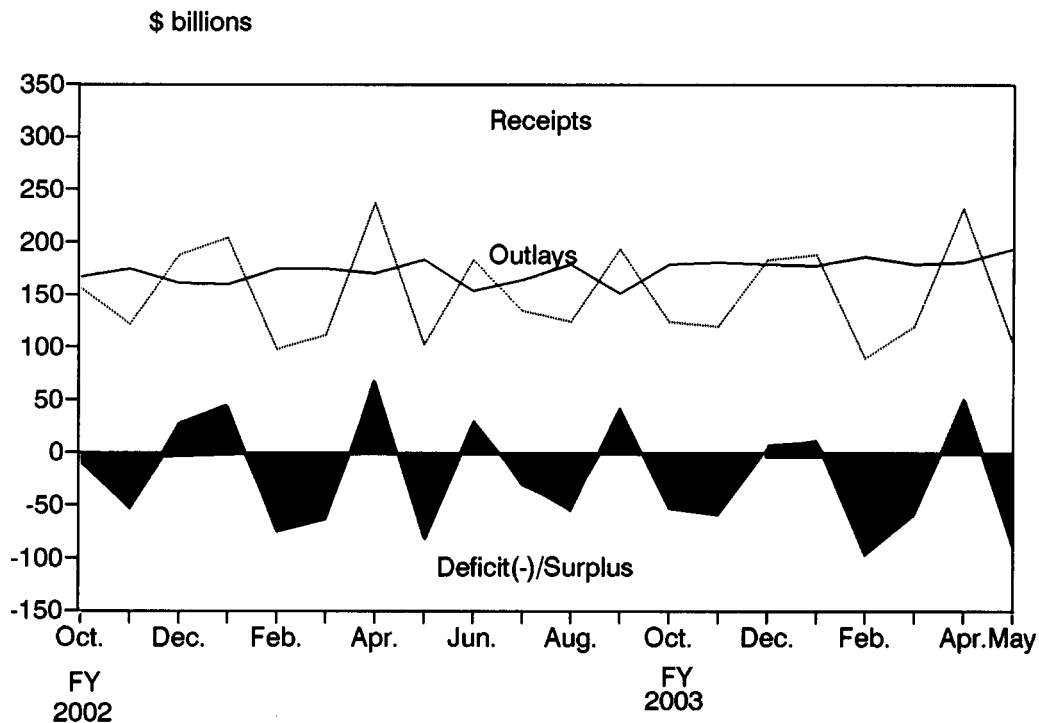


Figure 2. Monthly Receipts of the U.S. Government, by Source, Fiscal Years 2002 and 2003

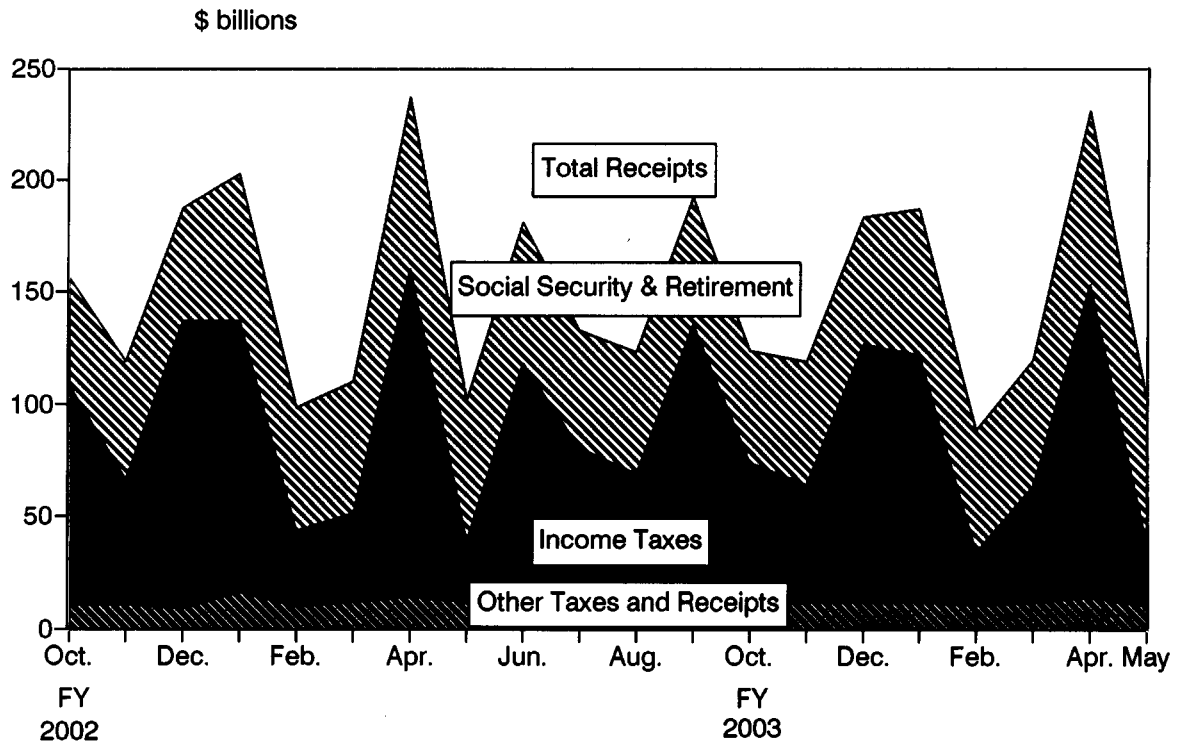


Figure 3. Monthly Outlays of the U.S. Government, by Function, Fiscal Years 2002 and 2003

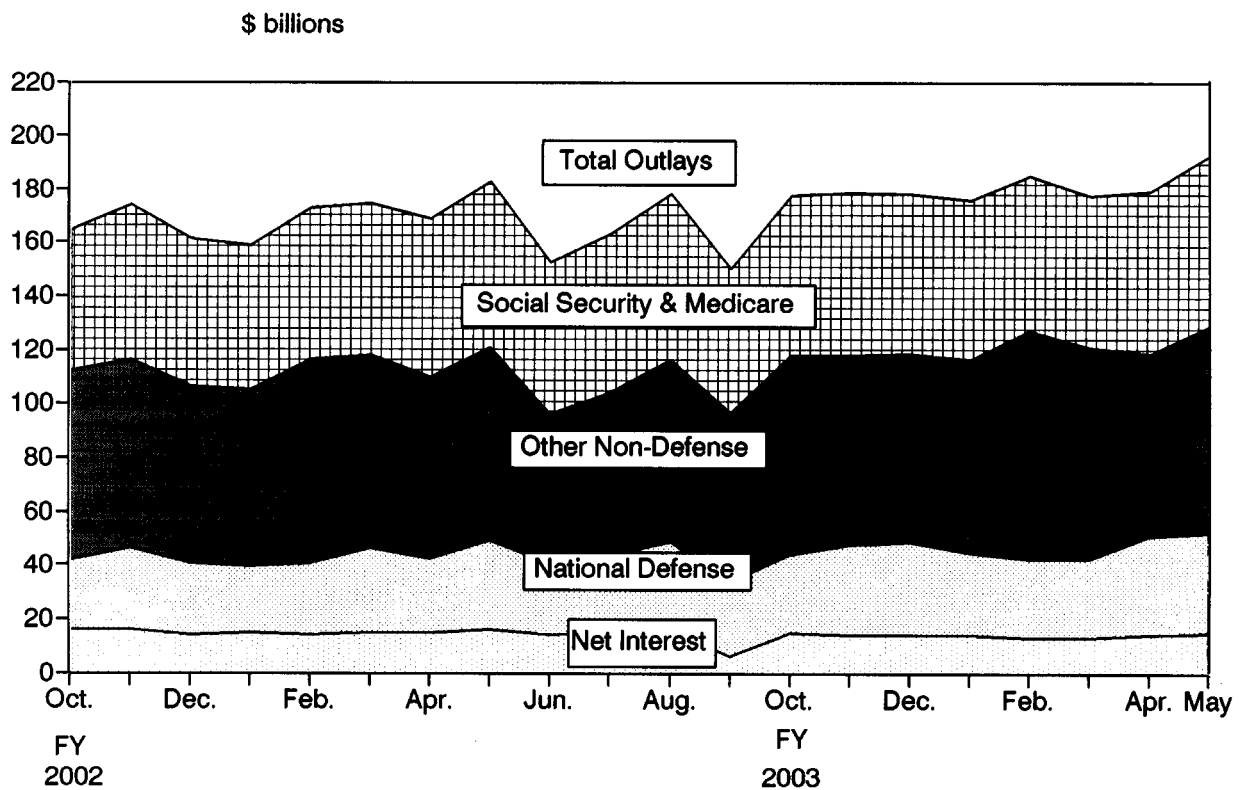


Table 3. Summary of Receipts and Outlays of the U.S. Government, May 2003 and Other Periods

[\$ millions]

| Classification | This Month | Current Fiscal Year to Date | Comparable Prior Period Year to Date | Budget Estimates Full Fiscal Year ¹ |
|--|----------------|-----------------------------|--------------------------------------|--|
| Budget Receipts | | | | |
| Individual income taxes | 24,051 | 517,817 | 562,514 | 849,053 |
| Corporation income taxes | 2,660 | 65,501 | 89,413 | 143,186 |
| Social insurance and retirement receipts: | | | | |
| Employment and general retirement (off-budget) | 42,839 | 351,062 | 343,642 | 531,565 |
| Employment and general retirement (on-budget) | 11,758 | 103,128 | 104,198 | 156,267 |
| Unemployment insurance | 10,313 | 24,177 | 21,191 | 34,230 |
| Other retirement | 412 | 3,106 | 3,100 | 4,531 |
| Excise taxes | 4,782 | 42,357 | 42,283 | 68,416 |
| Estate and gift taxes | 1,575 | 15,370 | 18,140 | 20,209 |
| Customs duties | 1,442 | 12,687 | 11,683 | 19,052 |
| Miscellaneous receipts | 3,601 | 24,560 | 22,701 | 34,709 |
| Adjustment for revenue uncertainty | | | | -25,000 |
| Total Receipts | 103,433 | 1,159,763 | 1,218,866 | 1,836,218 |
| (On-budget) | 60,594 | 808,701 | 875,223 | 1,304,653 |
| (Off-budget) | 42,839 | 351,062 | 343,642 | 531,565 |
| Budget Outlays | | | | |
| Legislative Branch | 281 | 2,333 | 2,158 | 3,961 |
| Judicial Branch | 406 | 3,353 | 3,140 | 5,419 |
| Department of Agriculture | 4,884 | 53,852 | 52,253 | 72,773 |
| Department of Commerce | 460 | 3,565 | 3,595 | 5,790 |
| Department of Defense-Military | 36,236 | 252,698 | 219,723 | 358,155 |
| Department of Education | 5,180 | 39,338 | 31,737 | 59,481 |
| Department of Energy | 674 | 11,772 | 12,354 | 19,796 |
| Department of Health and Human Services | 45,482 | 336,319 | 310,778 | 502,013 |
| Department of Homeland Security | 4,184 | 21,420 | 10,076 | 28,155 |
| Department of Housing and Urban Development | 2,907 | 24,304 | 23,631 | 37,987 |
| Department of the Interior | 669 | 5,544 | 6,432 | 10,357 |
| Department of Justice | 1,850 | 13,988 | 14,262 | 22,156 |
| Department of Labor | 5,658 | 46,196 | 40,888 | 70,746 |
| Department of State | 806 | 6,653 | 6,881 | 10,977 |
| Department of Transportation | 4,494 | 29,489 | 35,787 | 52,280 |
| Department of the Treasury: | | | | |
| Interest on Treasury debt securities (gross) | 20,339 | 195,034 | 202,824 | 328,316 |
| Other | 2,438 | 46,005 | 40,006 | 40,487 |
| Department of Veterans Affairs | 6,966 | 39,803 | 35,043 | 56,946 |
| Corps of Engineers | 426 | 3,295 | 3,255 | 4,146 |
| Other Defense Civil Programs | 3,253 | 26,581 | 23,442 | 40,148 |
| Environmental Protection Agency | 638 | 5,238 | 4,820 | 7,958 |
| Executive Office of the President | 25 | 214 | 340 | 334 |
| General Services Administration | -4 | 348 | 213 | 424 |
| International Assistance Program | 2,527 | 10,786 | 11,386 | 13,020 |
| National Aeronautics and Space Administration | 1,175 | 9,318 | 9,394 | 14,599 |
| National Science Foundation | 369 | 2,826 | 2,540 | 4,853 |
| Office of Personnel Management | 4,168 | 35,786 | 34,597 | 55,793 |
| Small Business Administration | 71 | 1,359 | 600 | 1,553 |
| Social Security Administration | 45,221 | 336,929 | 323,770 | 509,910 |
| Other independent agencies | 1,085 | 4,366 | 9,575 | 10,756 |
| Allowances | | | | -1,125 |
| Undistributed offsetting receipts: | | | | |
| Interest | -4,451 | -81,912 | -81,942 | -157,501 |
| Other | -4,534 | -34,979 | -29,311 | -50,286 |
| Total outlays | 193,886 | 1,451,822 | 1,364,248 | 2,140,377 |
| (On-budget) | 155,562 | 1,203,508 | 1,123,645 | 1,772,280 |
| (Off-budget) | 38,324 | 248,314 | 240,603 | 368,097 |
| Surplus (+) or deficit (-) | -90,453 | -292,059 | -145,382 | -304,159 |
| (On-budget) | -94,968 | -394,807 | -248,421 | -467,627 |
| (Off-budget) | +4,515 | +102,748 | +103,039 | +163,468 |

¹These figures are based on the *FY 2004 Budget*, released by the Office of Management and Budget on February 3, 2003.

... No Transactions.
Note: Details may not add to totals due to rounding.

Table 4. Receipts of the U.S. Government, May 2003 and Other Periods

[\$ millions]

| Classification | This Month | | | Current Fiscal Year to Date | | | Prior Fiscal Year to Date | | |
|---|----------------|------------------|----------------|-----------------------------|------------------|------------------|---------------------------|------------------|------------------|
| | Gross Receipts | Refunds (Deduct) | Receipts | Gross Receipts | Refunds (Deduct) | Receipts | Gross Receipts | Refunds (Deduct) | Receipts |
| Individual income taxes: | | | | | | | | | |
| Withheld | 56,798 | | | 508,058 | | | 524,664 | | |
| Presidential Election Campaign Fund | 11 | | | 47 | | | 53 | | |
| Other | 3,231 | | | 175,183 | | | 202,403 | | |
| Total—Individual income taxes | 60,041 | 35,990 | 24,051 | 683,289 | 165,472 | 517,817 | 727,120 | 164,605 | 562,514 |
| Corporation income taxes | 6,695 | 4,035 | 2,660 | 114,966 | 49,465 | 65,501 | 136,667 | 47,254 | 89,413 |
| Social insurance and retirement receipts: | | | | | | | | | |
| Employment and general retirement: | | | | | | | | | |
| Federal old-age and survivors ins. trust fund: | | | | | | | | | |
| Federal Insurance Contributions Act taxes | 36,143 | | 36,143 | 287,052 | | 287,052 | 280,564 | | 280,564 |
| Self-Employment Contributions Act taxes | 478 | | 478 | 15,885 | | 15,885 | 15,802 | | 15,802 |
| Deposits by States | | | | (*) | | (*) | (*) | | (*) |
| Adjustments attributable to prior years | | | | -2,832 | | -2,832 | -2,596 | | -2,596 |
| Total—FOASI trust fund | 36,621 | | 36,621 | 300,105 | | 300,105 | 293,770 | | 293,770 |
| Federal disability insurance trust fund: | | | | | | | | | |
| Federal Insurance Contributions Act taxes | 6,137 | | 6,137 | 48,744 | | 48,744 | 47,645 | | 47,645 |
| Self-Employment Contributions Act taxes | 81 | | 81 | 2,697 | | 2,697 | 2,684 | | 2,684 |
| Deposits by States | | | | (*) | | (*) | (*) | | (*) |
| Adjustments attributable to prior years | | | | -484 | | -484 | -456 | | -456 |
| Total—FDI trust fund | 6,218 | | 6,218 | 50,957 | | 50,957 | 49,873 | | 49,873 |
| Federal hospital insurance trust fund: | | | | | | | | | |
| Federal Insurance Contributions Act taxes | 11,209 | | 11,209 | 95,118 | | 95,118 | 94,740 | | 94,740 |
| Self-Employment Contributions Act taxes | 201 | | 201 | 6,671 | | 6,671 | 6,587 | | 6,587 |
| Receipts from Railroad Retirement Board | | | | | | | | | |
| Deposits by States | (*) | | (*) | (*) | | (*) | (*) | | (*) |
| Adjustments attributable to prior years | | | | -1,539 | | -1,539 | -186 | | -186 |
| Total—FHI trust fund | 11,410 | | 11,410 | 100,250 | | 100,250 | 101,141 | | 101,141 |
| Railroad retirement: | | | | | | | | | |
| Rail pension and supplemental annuity | 199 | 3 | 196 | 1,534 | 4 | 1,530 | 1,698 | 4 | 1,693 |
| Social Security equivalent account | 154 | 3 | 151 | 1,351 | 3 | 1,348 | 1,368 | 4 | 1,364 |
| Total—Employment and general retirement: | 54,603 | 6 | 54,597 | 454,197 | 7 | 454,190 | 447,848 | 8 | 447,841 |
| Unemployment insurance: | | | | | | | | | |
| Deposits by States | 10,052 | | 10,052 | 18,688 | | 18,688 | 15,666 | | 15,666 |
| Federal Unemployment Tax Act taxes | 272 | 12 | 260 | 5,452 | 68 | 5,385 | 5,531 | 71 | 5,460 |
| Railroad unemployment taxes | 1 | | 1 | 104 | | 104 | 66 | | 66 |
| Railroad debt repayment | | | | | | | | | |
| Total—Unemployment insurance | 10,325 | 12 | 10,313 | 24,244 | 68 | 24,177 | 21,262 | 71 | 21,191 |
| Other retirement: | | | | | | | | | |
| Federal employees retirement – employee share | 408 | | 408 | 3,069 | | 3,069 | 3,060 | | 3,060 |
| Non-federal employees retirement | 4 | | 4 | 36 | | 36 | 40 | | 40 |
| Total—Other retirement | 412 | | 412 | 3,106 | | 3,106 | 3,100 | | 3,100 |
| Total—Social insurance and retirement receipts | 65,339 | 18 | 65,321 | 481,547 | 75 | 481,472 | 472,211 | 79 | 472,132 |
| Excise taxes: | | | | | | | | | |
| Miscellaneous excise taxes | 1,405 | 116 | 1,289 | 17,573 | 622 | 16,951 | 17,340 | 677 | 16,663 |
| Airport and airway trust fund | 777 | 6 | 771 | 5,109 | 19 | 5,090 | 5,786 | 38 | 5,748 |
| Highway trust fund | 2,975 | 303 | 2,671 | 20,566 | 578 | 19,988 | 20,102 | 570 | 19,532 |
| Black lung disability trust fund | 50 | | 50 | 328 | | 328 | 340 | | 340 |
| Total—Excise taxes | 5,207 | 425 | 4,782 | 43,576 | 1,218 | 42,357 | 43,568 | 1,285 | 42,283 |
| Estate and gift taxes | 1,640 | 65 | 1,575 | 15,926 | 556 | 15,370 | 18,650 | 510 | 18,140 |
| Customs duties | 1,524 | 81 | 1,442 | 13,548 | 862 | 12,687 | 12,349 | 666 | 11,683 |
| Miscellaneous Receipts: | | | | | | | | | |
| Deposits of earnings by Federal Reserve Banks | 2,458 | | 2,458 | 16,087 | | 16,087 | 15,547 | | 15,547 |
| Universal service fund | 490 | | 490 | 3,458 | | 3,458 | 3,688 | | 3,688 |
| All other | 670 | 18 | 653 | 5,255 | 240 | 5,015 | 3,571 | 105 | 3,467 |
| Total — Miscellaneous receipts | 3,619 | 18 | 3,601 | 24,800 | 240 | 24,560 | 22,806 | 105 | 22,701 |
| Total — Receipts | 144,064 | 40,632 | 103,433 | 1,377,651 | 217,888 | 1,159,763 | 1,433,370 | 214,504 | 1,218,866 |
| Total — On-budget | 101,225 | 40,632 | 60,594 | 1,026,589 | 217,888 | 808,701 | 1,089,727 | 214,504 | 875,223 |
| Total — Off-budget | 42,839 | | 42,839 | 351,062 | | 351,062 | 343,642 | | 343,642 |

... No Transactions.

(*) Less than \$500,000.

Note: Details may not add to totals due to rounding.

Table 5. Outlays of the U.S. Government, May 2003 and Other Periods
[\$ millions]

| Classification | This Month | | | Current Fiscal Year to Date | | | Prior Fiscal Year to Date | | |
|---|---------------|---------------------|--------------|-----------------------------|---------------------|---------------|---------------------------|---------------------|---------------|
| | Gross Outlays | Applicable Receipts | Outlays | Gross Outlays | Applicable Receipts | Outlays | Gross Outlays | Applicable Receipts | Outlays |
| Legislative Branch: | | | | | | | | | |
| Senate | 54 | (**) | 54 | 422 | 2 | 420 | 374 | 1 | 372 |
| House of Representatives | 88 | (**) | 88 | 685 | 1 | 684 | 647 | 1 | 647 |
| Joint items | 7 | | 7 | 56 | | 56 | 55 | | 55 |
| Capitol Police | 7 | | 7 | 83 | | 83 | 67 | | 67 |
| Congressional Budget Office | 3 | | 3 | 20 | | 20 | 20 | | 20 |
| Architect of the Capitol | 30 | 1 | 28 | 269 | 6 | 263 | 182 | 5 | 177 |
| Library of Congress | 42 | (**) | 42 | 371 | 5 | 367 | 430 | 8 | 423 |
| Government Printing Office | 17 | | 17 | 115 | | 115 | 98 | | 98 |
| General Accounting Office | 31 | | 31 | 280 | | 280 | 272 | | 272 |
| United States Tax Court | 2 | | 2 | 23 | | 23 | 22 | | 22 |
| Other Legislative Branch agencies | 3 | | 3 | 34 | | 34 | 36 | | 36 |
| Proprietary receipts from the public | | (**) | (**) | | 6 | -6 | | 26 | -26 |
| Intrabudgetary transactions | -1 | | -1 | -6 | | -6 | -6 | | -6 |
| Total—Legislative Branch | 283 | 2 | 281 | 2,352 | 19 | 2,333 | 2,198 | 40 | 2,158 |
| Judicial Branch: | | | | | | | | | |
| Supreme Court of the United States | 4 | | 4 | 34 | | 34 | 31 | | 31 |
| Courts of Appeals, District Courts, and other judicial services | 609 | | 609 | 3,438 | | 3,438 | 3,239 | | 3,239 |
| Other | 14 | | 14 | 152 | | 152 | 146 | | 146 |
| Proprietary receipts from the public | | 5 | -5 | | 19 | -19 | | 12 | -12 |
| Intrabudgetary transactions | -216 | | -216 | -251 | | -251 | -265 | | -265 |
| Total—Judicial Branch | 411 | 5 | 406 | 3,372 | 19 | 3,353 | 3,151 | 12 | 3,140 |
| Department of Agriculture: | | | | | | | | | |
| Agricultural Research Service | 84 | | 84 | 730 | | 730 | 682 | | 682 |
| Cooperative State Research, Education, and Extension Service: | | | | | | | | | |
| Research and education activities | 43 | | 43 | 344 | | 344 | 315 | | 315 |
| Extension activities | 30 | | 30 | 274 | | 274 | 289 | | 289 |
| Other | 8 | | 8 | 67 | | 67 | 49 | | 49 |
| Animal and Plant Health Inspection Service | 100 | | 100 | 785 | | 785 | 629 | | 629 |
| Food Safety and Inspection Service | 58 | | 58 | 460 | | 460 | 475 | | 475 |
| Agricultural Marketing Service | -8 | | -8 | 1,163 | (**) | 1,163 | 589 | 2 | 587 |
| Risk Management Agency: | | | | | | | | | |
| Administrative and operating expenses | 4 | | 4 | 46 | | 46 | 50 | | 50 |
| Federal crop insurance corporation fund | 60 | 2 | 58 | 3,051 | 803 | 2,248 | 2,533 | 813 | 1,721 |
| Farm Service Agency: | | | | | | | | | |
| Salaries and expenses | 37 | | 37 | 492 | | 492 | 516 | | 516 |
| Commodity Credit Corporation | 1,275 | 857 | 417 | 24,406 | 8,682 | 15,724 | 24,719 | 7,903 | 16,816 |
| Agricultural credit insurance fund | 36 | 63 | -27 | 472 | 640 | -168 | 1,716 | 684 | 1,032 |
| Other | 4 | | 4 | 40 | | 40 | 25 | | 25 |
| Total—Farm Service Agency | 1,351 | 920 | 431 | 25,410 | 9,322 | 16,088 | 26,977 | 8,587 | 18,390 |
| Natural Resources Conservation Service: | | | | | | | | | |
| Conservation operations | 34 | | 34 | 508 | | 508 | 577 | | 577 |
| Other | 58 | | 58 | 284 | | 284 | 174 | | 174 |
| Rural Development | -48 | | -48 | 700 | | 700 | 413 | | 413 |
| Rural Housing Service: | | | | | | | | | |
| Rural housing insurance fund | 357 | 139 | 218 | 758 | 1,161 | -402 | 943 | 1,263 | -321 |
| Rental assistance program | 61 | | 61 | 472 | | 472 | 433 | | 433 |
| Other | 8 | | 8 | 53 | | 53 | 50 | | 50 |
| Rural Utilities Service: | | | | | | | | | |
| Rural electrification and telecommunications fund | 20 | 87 | -67 | 552 | 1,639 | -1,087 | 747 | 1,908 | -1,160 |
| Rural development insurance fund | 19 | 64 | -45 | 84 | 331 | -247 | 239 | 286 | -47 |
| Other | 24 | 18 | 6 | 62 | 242 | -180 | 47 | 134 | -87 |
| Foreign Agricultural Service | 57 | | 57 | 239 | | 239 | 317 | | 317 |
| Food and Nutrition Service: | | | | | | | | | |
| Food stamp program | 2,128 | | 2,128 | 16,664 | | 16,664 | 14,626 | | 14,626 |
| Child nutrition programs | 932 | | 932 | 8,115 | | 8,115 | 7,699 | | 7,699 |
| Special supplemental nutrition program for women, infants, and children (WIC) | 396 | | 396 | 3,090 | | 3,090 | 3,000 | | 3,000 |
| Other | 29 | | 29 | 293 | | 293 | 306 | | 306 |
| Total—Food and Nutrition Service | 3,485 | | 3,485 | 28,161 | | 28,161 | 25,631 | | 25,631 |
| Forest Service: | | | | | | | | | |
| National forest system | 78 | | 78 | 852 | | 852 | 838 | | 838 |
| Wildland fire management | 80 | | 80 | 874 | | 874 | 1,237 | | 1,237 |
| Forest service permanent appropriations | 10 | | 10 | 448 | | 448 | 547 | | 547 |
| Other | 131 | | 131 | 848 | | 848 | 549 | | 549 |
| Total—Forest Service | 300 | | 300 | 3,022 | | 3,022 | 3,170 | | 3,170 |
| Other | 67 | 2 | 65 | 540 | 26 | 514 | 471 | 26 | 445 |
| Proprietary receipts from the public | | 54 | -54 | | 388 | -388 | | 526 | -526 |
| Intrabudgetary transactions | (**) | | (**) | -3 | | -3 | -2 | | -2 |
| Total—Department of Agriculture | 6,171 | 1,288 | 4,884 | 67,765 | 13,913 | 53,852 | 65,799 | 13,546 | 52,253 |

Table 5. Outlays of the U.S. Government, May 2003 and Other Periods—Continued
 [\$ millions]

| Classification | This Month | | | Current Fiscal Year to Date | | | Prior Fiscal Year to Date | | |
|---|---------------|---------------------|------------|-----------------------------|---------------------|--------------|---------------------------|---------------------|--------------|
| | Gross Outlays | Applicable Receipts | Outlays | Gross Outlays | Applicable Receipts | Outlays | Gross Outlays | Applicable Receipts | Outlays |
| Department of Commerce: | | | | | | | | | |
| Economic Development Administration | 15 | (* *) | 14 | 252 | 2 | 249 | 245 | 5 | 240 |
| Bureau of the Census | 29 | | 29 | 351 | | 351 | 396 | | 396 |
| Promotion of Industry and Commerce | 32 | | 32 | 279 | | 279 | 272 | | 272 |
| Science and Technology: | | | | | | | | | |
| National Oceanic and Atmospheric Administration | 258 | (* *) | 258 | 2,045 | 8 | 2,036 | 2,080 | 29 | 2,051 |
| National Institute of Standards and Technology | 41 | | 41 | 485 | | 485 | 487 | | 487 |
| Other | 18 | 2 | 16 | 51 | 20 | 31 | 89 | 17 | 72 |
| Total—Science and technology | 317 | 2 | 315 | 2,581 | 29 | 2,552 | 2,656 | 46 | 2,610 |
| Other | 70 | (* *) | 70 | 143 | 1 | 142 | 77 | 3 | 74 |
| Proprietary receipts from the public | | (* *) | (* *) | | 8 | -8 | | -2 | 2 |
| Intrabudgetary transactions | | | | | | | | | |
| Offsetting governmental receipts | | | | | | | | | |
| Total—Department of Commerce | 463 | 3 | 460 | 3,606 | 41 | 3,565 | 3,647 | 52 | 3,595 |
| Department of Defense—Military: | | | | | | | | | |
| Military Personnel: | | | | | | | | | |
| Department of the Army | 5,626 | | 5,626 | 28,174 | | 28,174 | 21,797 | | 21,797 |
| Department of the Navy | 4,159 | | 4,159 | 24,460 | | 24,460 | 20,776 | | 20,776 |
| Department of the Air Force | 3,157 | | 3,157 | 19,175 | | 19,175 | 16,148 | | 16,148 |
| Total—Military Personnel | 12,942 | | 12,942 | 71,809 | | 71,809 | 58,720 | | 58,720 |
| Operation and Maintenance: | | | | | | | | | |
| Department of the Army | 3,505 | | 3,505 | 24,431 | | 24,431 | 19,292 | | 19,292 |
| Department of the Navy | 3,142 | | 3,142 | 22,888 | | 22,888 | 19,586 | | 19,586 |
| Department of the Air Force | 3,634 | | 3,634 | 24,232 | | 24,232 | 20,048 | | 20,048 |
| Defense agencies | 3,252 | | 3,252 | 23,313 | | 23,313 | 24,782 | | 24,782 |
| Total—Operation and Maintenance | 13,532 | | 13,532 | 94,864 | | 94,864 | 83,709 | | 83,709 |
| Procurement: | | | | | | | | | |
| Department of the Army | 1,075 | | 1,075 | 8,320 | | 8,320 | 7,426 | | 7,426 |
| Department of the Navy | 2,089 | | 2,089 | 16,243 | | 16,243 | 15,848 | | 15,848 |
| Department of the Air Force | 1,817 | | 1,817 | 16,416 | | 16,416 | 15,687 | | 15,687 |
| Defense agencies | 320 | | 320 | 1,913 | | 1,913 | 1,666 | | 1,666 |
| Total—Procurement | 5,301 | | 5,301 | 42,892 | | 42,892 | 40,627 | | 40,627 |
| Research, Development, Test, and Evaluation: | | | | | | | | | |
| Department of the Army | 703 | | 703 | 4,564 | | 4,564 | 4,353 | | 4,353 |
| Department of the Navy | 1,457 | | 1,457 | 7,936 | | 7,936 | 6,669 | | 6,669 |
| Department of the Air Force | 1,075 | | 1,075 | 11,510 | | 11,510 | 9,578 | | 9,578 |
| Defense agencies | 1,346 | | 1,346 | 10,837 | | 10,837 | 8,265 | | 8,265 |
| Total—Research, Development, Test, and Evaluation | 4,582 | | 4,582 | 34,846 | | 34,846 | 28,865 | | 28,865 |
| Military Construction: | | | | | | | | | |
| Department of the Army | 46 | | 46 | 1,172 | | 1,172 | 869 | | 869 |
| Department of the Navy | 91 | | 91 | 656 | | 656 | 565 | | 565 |
| Department of the Air Force | 109 | | 109 | 817 | | 817 | 642 | | 642 |
| Defense agencies | 159 | | 159 | 920 | | 920 | 1,175 | | 1,175 |
| Total—Military Construction | 405 | | 405 | 3,564 | | 3,564 | 3,252 | | 3,252 |
| Family Housing: | | | | | | | | | |
| Department of the Army | 100 | | 100 | 814 | | 814 | 721 | | 721 |
| Department of the Navy | 99 | | 99 | 799 | | 799 | 832 | | 832 |
| Department of the Air Force | 80 | | 80 | 689 | | 689 | 682 | | 682 |
| Defense agencies | 5 | (* *) | 5 | 62 | 1 | 60 | 158 | 2 | 155 |
| Revolving and Management Funds: | | | | | | | | | |
| Department of the Army | 9 | | 9 | 38 | | 38 | 29 | | 29 |
| Department of the Navy | 145 | | 145 | 309 | | 309 | 568 | | 568 |
| Department of the Air Force | | | | | | | | | |
| Defense agencies: | | | | | | | | | |
| Working capital fund | -1,074 | | -1,074 | 1,295 | | 1,295 | 1,068 | | 1,068 |
| Other | 30 | | 30 | 81 | (* *) | 81 | -336 | (* *) | -336 |
| Other | -22 | | -22 | -55 | | -55 | 97 | | 97 |
| Trust funds: | | | | | | | | | |
| Department of the Army | 1 | | 1 | 16 | | 16 | 2 | | 2 |
| Department of the Navy | 4 | | 4 | 22 | | 22 | 24 | | 24 |
| Department of the Air Force | 1 | 1 | (* *) | 19 | 5 | 14 | 11 | 4 | 7 |
| Defense agencies | 9 | | 9 | 49 | | 49 | 48 | | 48 |
| Proprietary receipts from the public: | | | | | | | | | |
| Department of the Army | | 278 | -278 | | 252 | -252 | | -2 | 2 |
| Department of the Navy | | 47 | -47 | | -197 | 197 | | -268 | 268 |
| Department of the Air Force | | 19 | -19 | | 426 | -426 | | 84 | -84 |
| Defense agencies | | 304 | -304 | | 550 | -550 | | 573 | -573 |

Table 5. Outlays of the U.S. Government, May 2003 and Other Periods—Continued
 [\$ millions]

| Classification | This Month | | | Current Fiscal Year to Date | | | Prior Fiscal Year to Date | | |
|---|---------------|---------------------|---------------|-----------------------------|---------------------|----------------|---------------------------|---------------------|----------------|
| | Gross Outlays | Applicable Receipts | Outlays | Gross Outlays | Applicable Receipts | Outlays | Gross Outlays | Applicable Receipts | Outlays |
| Department of Defense—Military:—Continued | | | | | | | | | |
| Intrabudgetary transactions: | | | | | | | | | |
| Department of the Army | 594 | | 594 | 726 | | 726 | 91 | | 91 |
| Department of the Navy | 6 | | 6 | 339 | | 339 | 457 | | 457 |
| Department of the Air Force | 114 | | 114 | 492 | | 492 | 420 | | 420 |
| Defense agencies | 23 | | 23 | 69 | | 69 | 80 | | 80 |
| Offsetting governmental receipts: | | | | | | | | | |
| Department of the Army | | 1 | -1 | | 5 | -5 | | 2 | -2 |
| Defense agencies | | (*) | (*) | | (*) | (*) | | 6 | -6 |
| Total—Department of Defense—Military | 36,884 | 649 | 36,236 | 253,741 | 1,042 | 252,698 | 220,125 | 401 | 219,723 |
| Department of Education: | | | | | | | | | |
| Office of Elementary and Secondary Education: | | | | | | | | | |
| Education for the disadvantaged | 941 | | 941 | 7,203 | | 7,203 | 6,494 | | 6,494 |
| Impact aid | 54 | | 54 | 1,034 | | 1,034 | 1,027 | | 1,027 |
| School improvement programs | 746 | | 746 | 4,004 | | 4,004 | 2,278 | | 2,278 |
| Education reform | 29 | | 29 | 452 | | 452 | 1,210 | | 1,210 |
| Other | 28 | | 28 | 214 | | 214 | 187 | | 187 |
| Total—Office of Elementary and Secondary Education | 1,796 | | 1,796 | 12,907 | | 12,907 | 11,195 | | 11,195 |
| Office of English Language Acquisition | 49 | | 49 | 323 | | 323 | 279 | | 279 |
| Office of Special Education and Rehabilitative Services: | | | | | | | | | |
| Special education | 783 | | 783 | 5,977 | | 5,977 | 4,980 | | 4,980 |
| Rehabilitation services and disability research | 231 | | 231 | 1,970 | | 1,970 | 1,925 | | 1,925 |
| Special institutions for persons with disabilities | 16 | | 16 | 121 | | 121 | 114 | | 114 |
| Office of Vocational and Adult Education | 165 | | 165 | 1,295 | | 1,295 | 1,193 | | 1,193 |
| Office of Postsecondary Education: | | | | | | | | | |
| College housing and academic facilities loans | -1 | 4 | -5 | -11 | 26 | -37 | -7 | 32 | -40 |
| Higher education | 172 | | 172 | 1,236 | | 1,236 | 1,060 | | 1,060 |
| Howard University | 15 | | 15 | 162 | | 162 | 152 | | 152 |
| Total—Office of Postsecondary Education | 187 | 4 | 182 | 1,387 | 26 | 1,361 | 1,204 | 32 | 1,172 |
| Federal Student Aid: | | | | | | | | | |
| Student financial assistance | 532 | | 532 | 9,401 | | 9,401 | 8,267 | | 8,267 |
| Student Aid Administration | 6 | | 6 | 17 | | 17 | | | |
| Federal student loan reserve fund | | | | | | | | | |
| Federal direct student loans | 45 | | 45 | 4,898 | | 4,898 | -132 | | -132 |
| Federal family education loans | 1,287 | | 1,287 | 354 | | 354 | 2,086 | | 2,086 |
| Total—Federal Student Aid | 1,870 | | 1,870 | 14,670 | | 14,670 | 10,221 | | 10,221 |
| Institute of Education Sciences | 54 | | 54 | 374 | | 374 | 356 | | 356 |
| Departmental Management | 36 | | 36 | 366 | | 366 | 311 | | 311 |
| Proprietary receipts from the public | | 2 | -2 | | 25 | -25 | | 10 | -10 |
| Total—Department of Education | 5,186 | 6 | 5,180 | 39,390 | 52 | 39,338 | 31,779 | 42 | 31,737 |
| Department of Energy: | | | | | | | | | |
| National Nuclear Security Administration: | | | | | | | | | |
| Naval reactors | 61 | | 61 | 465 | | 465 | 467 | | 467 |
| Weapons activities | 512 | | 512 | 3,848 | | 3,848 | 3,481 | | 3,481 |
| Defense nuclear nonproliferation | 76 | | 76 | 628 | | 628 | 507 | | 507 |
| Other | 44 | | 44 | 282 | | 282 | 259 | | 259 |
| Environmental and Other Defense Activities: | | | | | | | | | |
| Defense environmental restoration and waste management | 418 | | 418 | 3,694 | | 3,694 | 3,499 | | 3,499 |
| Defense site acceleration completion | 82 | | 82 | 831 | | 831 | 706 | | 706 |
| Other defense activities | 60 | | 60 | 364 | | 364 | 337 | | 337 |
| Other | 21 | | 21 | 275 | | 275 | 235 | | 235 |
| Energy Programs: | | | | | | | | | |
| Science | 306 | | 306 | 2,214 | | 2,214 | 2,110 | | 2,110 |
| Energy supply | 40 | | 40 | 392 | | 392 | 424 | | 424 |
| Energy conservation | 82 | | 82 | 582 | | 582 | 554 | | 554 |
| Other | 174 | 1 | 173 | 1,200 | 19 | 1,182 | 1,143 | 22 | 1,120 |
| Total—Energy Programs | 601 | 1 | 600 | 4,388 | 19 | 4,369 | 4,231 | 22 | 4,209 |
| Power Marketing Administration | 197 | 372 | -175 | 1,531 | 2,029 | -498 | 1,941 | 2,133 | -192 |
| Departmental Administration | 16 | | 16 | 146 | | 146 | 173 | | 173 |
| Proprietary receipts from the public | | 125 | -125 | | 879 | -879 | | 821 | -821 |
| Intrabudgetary transactions | -915 | | -915 | -1,755 | | -1,755 | -508 | | -508 |
| Offsetting governmental receipts | | | | | | | | | |
| Total—Department of Energy | 1,172 | 497 | 674 | 14,698 | 2,926 | 11,772 | 15,330 | 2,976 | 12,354 |

Table 5. Outlays of the U.S. Government, May 2003 and Other Periods—Continued
 [\$ millions]

| Classification | This Month | | | Current Fiscal Year to Date | | | Prior Fiscal Year to Date | | |
|---|---------------|---------------------|---------------|-----------------------------|---------------------|----------------|---------------------------|---------------------|----------------|
| | Gross Outlays | Applicable Receipts | Outlays | Gross Outlays | Applicable Receipts | Outlays | Gross Outlays | Applicable Receipts | Outlays |
| Department of Health and Human Services: | | | | | | | | | |
| Public Health Service: | | | | | | | | | |
| Food and Drug Administration | 117 | (* *) | 117 | 1,007 | 4 | 1,003 | 777 | 5 | 773 |
| Health Resources and Services Administration | 499 | 2 | 498 | 3,999 | 14 | 3,985 | 3,631 | 13 | 3,618 |
| Indian Health Services | 188 | | 188 | 2,322 | | 2,322 | 2,223 | | 2,223 |
| Centers for Disease Control and Prevention | 411 | | 411 | 2,997 | | 2,997 | 2,406 | | 2,406 |
| National Institutes of Health | 1,932 | | 1,932 | 14,671 | | 14,671 | 12,985 | | 12,985 |
| Substance Abuse and Mental Health Services Administration | 336 | | 336 | 2,051 | | 2,051 | 1,954 | | 1,954 |
| Agency for Healthcare Research and Quality | 14 | | 14 | 189 | | 189 | 168 | | 168 |
| Total—Public Health Service | 3,497 | 2 | 3,495 | 27,236 | 18 | 27,219 | 24,144 | 18 | 24,126 |
| Centers for Medicare and Medicaid Services: | | | | | | | | | |
| Grants to States for Medicaid | 12,958 | | 12,958 | 103,963 | | 103,963 | 97,353 | | 97,353 |
| Payments to health care trust funds | 7,128 | | 7,128 | 60,987 | | 60,987 | 61,459 | | 61,459 |
| State children's health insurance fund | 410 | | 410 | 2,739 | | 2,739 | 2,367 | | 2,367 |
| Federal hospital insurance trust fund: | | | | | | | | | |
| Benefit payments | 14,526 | | 14,526 | 101,704 | | 101,704 | 97,965 | | 97,965 |
| Administrative expenses | 130 | | 130 | 999 | | 999 | 951 | | 951 |
| Total—FHI trust fund | 14,656 | | 14,656 | 102,703 | | 102,703 | 98,917 | | 98,917 |
| Health care fraud and abuse control | 170 | | 170 | 609 | | 609 | 699 | | 699 |
| Federal supplementary medical insurance trust fund: | | | | | | | | | |
| Benefit payments | 11,568 | | 11,568 | 81,618 | | 81,618 | 71,498 | | 71,498 |
| Administrative expenses | 177 | | 177 | 1,498 | | 1,498 | 1,082 | | 1,082 |
| Total—FSMI trust fund | 11,745 | | 11,745 | 83,116 | | 83,116 | 72,580 | | 72,580 |
| Other | 10 | | 10 | -31 | | -31 | 439 | | 439 |
| Total—Centers for Medicare and Medicaid Services .. | 47,077 | | 47,077 | 354,086 | | 354,086 | 333,815 | | 333,815 |
| Administration for Children and Families: | | | | | | | | | |
| Temporary assistance for needy families | 1,840 | | 1,840 | 13,760 | | 13,760 | 12,240 | | 12,240 |
| Payments to States for child support enforcement and family support programs | 156 | | 156 | 2,429 | | 2,429 | 2,190 | | 2,190 |
| Low income home energy assistance | 228 | | 228 | 1,614 | | 1,614 | 1,440 | | 1,440 |
| Refugee and entrant assistance | 39 | | 39 | 279 | | 279 | 302 | | 302 |
| Child care entitlement to States | 219 | | 219 | 1,976 | | 1,976 | 1,556 | | 1,556 |
| Payments to States for the child care and development block grant | 175 | | 175 | 1,585 | | 1,585 | 1,412 | | 1,412 |
| Social services block grant | 141 | | 141 | 1,241 | | 1,241 | 1,188 | | 1,188 |
| Children and families services programs | 770 | | 770 | 5,784 | | 5,784 | 5,475 | | 5,475 |
| Payments to States for foster care and adoption assistance | 397 | | 397 | 3,897 | | 3,897 | 3,997 | | 3,997 |
| Other | 31 | | 31 | 246 | | 246 | 262 | | 262 |
| Total—Administration for Children and Families | 3,997 | | 3,997 | 32,810 | | 32,810 | 30,060 | | 30,060 |
| Administration on Aging | 113 | | 113 | 848 | | 848 | 742 | | 742 |
| Other | 287 | | 287 | 1,630 | | 1,630 | 1,108 | | 1,108 |
| Proprietary receipts from the public | | 2,359 | -2,359 | | 19,284 | -19,284 | | 17,615 | -17,615 |
| Intrabudgetary transactions: | | | | | | | | | |
| Payments for health insurance for the aged: Federal supplementary medical insurance trust fund .. | -7,013 | | -7,013 | -55,290 | | -55,290 | -52,418 | | -52,418 |
| Payments for tax and other credits: Federal hospital insurance trust fund | -114 | | -114 | -5,700 | | -5,700 | -9,040 | | -9,040 |
| Other | | | | | | | | | |
| Total—Department of Health and Human Services .. | 47,843 | 2,361 | 45,482 | 355,621 | 19,302 | 336,319 | 328,411 | 17,633 | 310,778 |
| Department of Homeland Security: | | | | | | | | | |
| Citizenship and Immigration Services | 101 | | 101 | 1,007 | | 1,007 | 1,100 | | 1,100 |
| United States Secret Service | 94 | | 94 | 753 | | 753 | 730 | | 730 |
| Border and Transportation Security: | | | | | | | | | |
| Transportation Security Administration | 2,519 | | 2,519 | 6,369 | | 6,369 | -336 | | -336 |
| Other | 760 | | 760 | 5,280 | | 5,280 | 4,424 | | 4,424 |
| Total—Border and Transportation Security | 3,279 | | 3,279 | 11,649 | | 11,649 | 4,088 | | 4,088 |
| United States Coast Guard | 645 | 1 | 644 | 4,085 | 5 | 4,080 | 3,480 | 5 | 3,476 |
| Emergency Preparedness and Response: | | | | | | | | | |
| Disaster relief | 327 | | 327 | 5,602 | | 5,602 | 2,436 | | 2,436 |
| National flood insurance fund | 17 | 101 | -85 | 266 | 589 | -323 | 257 | 541 | -284 |
| Other | 107 | (* *) | 107 | 761 | (* *) | 760 | 535 | (* *) | 535 |
| Total—Emergency Preparedness and Response | 450 | 101 | 349 | 6,629 | 589 | 6,040 | 3,228 | 541 | 2,687 |
| Science and Technology | 8 | | 8 | 12 | | 12 | | | |
| Information Analysis and Infrastructure Protection | 3 | | 3 | 5 | | 5 | | | |
| Other | 12 | | 12 | 47 | (* *) | 47 | 10 | 3 | 7 |
| Proprietary receipts from the public | | (* *) | (* *) | | 3 | -3 | | 2 | -2 |
| Offsetting governmental receipts | | 306 | -306 | | 2,169 | -2,169 | | 2,008 | -2,008 |
| Total—Department of Homeland Security | 4,592 | 408 | 4,184 | 24,187 | 2,767 | 21,420 | 12,636 | 2,559 | 10,076 |

Table 5. Outlays of the U.S. Government, May 2003 and Other Periods—Continued
 [\$ millions]

| Classification | This Month | | | Current Fiscal Year to Date | | | Prior Fiscal Year to Date | | |
|---|---------------|---------------------|--------------|-----------------------------|---------------------|---------------|---------------------------|---------------------|---------------|
| | Gross Outlays | Applicable Receipts | Outlays | Gross Outlays | Applicable Receipts | Outlays | Gross Outlays | Applicable Receipts | Outlays |
| Department of Housing and Urban Development: | | | | | | | | | |
| Public and Indian Housing Programs: | | | | | | | | | |
| Housing certificate fund | 1,789 | | 1,789 | 13,811 | | 13,811 | 13,112 | | 13,112 |
| Public housing capital fund | 310 | | 310 | 2,535 | | 2,535 | 2,463 | | 2,463 |
| Public housing operating fund | 316 | | 316 | 2,242 | | 2,242 | 2,465 | | 2,465 |
| Drug elimination grants for low-income housing | 21 | | 21 | 167 | | 167 | 208 | | 208 |
| Revitalization of severely distressed public housing (Hope VI) | 40 | | 40 | 356 | | 356 | 310 | | 310 |
| Native American housing block grant | 38 | | 38 | 441 | | 441 | 487 | | 487 |
| Other | 2 | (* *) | 2 | 167 | 154 | 12 | 176 | 157 | 19 |
| Total—Public and Indian Housing Programs | 2,515 | (* *) | 2,515 | 19,718 | 154 | 19,563 | 19,220 | 157 | 19,063 |
| Community Planning and Development: | | | | | | | | | |
| Housing opportunities for persons with AIDS | 18 | | 18 | 180 | | 180 | 212 | | 212 |
| Community Development Block Grants | 428 | | 428 | 3,689 | | 3,689 | 3,575 | | 3,575 |
| Home investment partnership program | 143 | | 143 | 1,108 | | 1,108 | 1,062 | | 1,062 |
| Homeless assistance grants | 90 | | 90 | 716 | | 716 | 679 | | 679 |
| Other | 10 | (* *) | 10 | 108 | 4 | 104 | 76 | -15 | 92 |
| Total—Community Planning and Development | 688 | (* *) | 688 | 5,801 | 4 | 5,797 | 5,604 | -15 | 5,619 |
| Housing Programs: | | | | | | | | | |
| Public enterprise funds | (* *) | 2 | -2 | 17 | 25 | -7 | 9 | 13 | -3 |
| Credit accounts: | | | | | | | | | |
| FHA-Mutual mortgage insurance fund, program account | 33 | | 33 | 258 | | 258 | 430 | | 430 |
| FHA-Mutual mortgage insurance capital reserve account | -456 | | -456 | -2,947 | | -2,947 | | | |
| FHA-Mutual mortgage and cooperative housing insurance fund, liquidating account | 18 | 15 | 3 | 150 | 136 | 14 | 207 | 2,975 | -2,767 |
| FHA-General and special risk fund, program account | 21 | | 21 | 175 | | 175 | 255 | | 255 |
| FHA-General and special risk fund, liquidating account | 50 | 43 | 7 | 674 | 252 | 423 | 850 | 428 | 422 |
| Housing for the elderly or handicapped fund, liquidating account | 1 | 70 | -69 | 235 | 545 | -310 | 277 | 535 | -258 |
| Housing for the elderly and handicapped | 84 | | 84 | 620 | | 620 | 596 | | 596 |
| Other assisted housing programs | 56 | (* *) | 56 | 435 | (* *) | 435 | 440 | (* *) | 440 |
| Other | 3 | | 3 | 8 | | 8 | 9 | | 9 |
| Total—Housing Programs | -191 | 129 | -320 | -373 | 958 | -1,330 | 3,073 | 3,950 | -877 |
| Government National Mortgage Association: | | | | | | | | | |
| Guarantees of mortgage-backed securities, liquidating account | -8 | 36 | -44 | 38 | 256 | -218 | 19 | 293 | -274 |
| Management and Administration | 67 | | 67 | 553 | | 553 | 311 | | 311 |
| Other | 15 | | 15 | 121 | | 121 | 138 | | 138 |
| Proprietary receipts from the public: | | | | | | | | | |
| FHA-Mutual mortgage insurance fund | | | | | | | | | |
| FHA-General and special risk fund | | 14 | -14 | | 154 | -154 | | 318 | -318 |
| Other | | | | | -8 | 8 | | | |
| Intrabudgetary transactions: | | | | | | | | | |
| FHA-Mutual mortgage insurance fund | | | | | | | | | |
| Offsetting governmental receipts | | 1 | -1 | | 36 | -36 | | 32 | -32 |
| Total—Department of Housing and Urban Development | 3,087 | 180 | 2,907 | 25,858 | 1,554 | 24,304 | 28,365 | 4,735 | 23,631 |
| Department of the Interior: | | | | | | | | | |
| Land and Minerals Management: | | | | | | | | | |
| Bureau of Land Management: | | | | | | | | | |
| Management of lands and resources | 73 | | 73 | 530 | | 530 | 492 | | 492 |
| Wildland fire management | 63 | | 63 | 406 | | 406 | 368 | | 368 |
| Other | 73 | 2 | 71 | 460 | 55 | 405 | 396 | 15 | 381 |
| Minerals Management Service | 139 | | 139 | 118 | | 118 | 533 | | 533 |
| Office of Surface Mining Reclamation and Enforcement | 24 | | 24 | 279 | | 279 | 290 | | 290 |
| Total—Land and Minerals Management | 372 | 2 | 370 | 1,792 | 55 | 1,737 | 2,079 | 15 | 2,064 |
| Water and Science: | | | | | | | | | |
| Bureau of Reclamation: | | | | | | | | | |
| Water and related resources | 46 | | 46 | 448 | | 448 | 435 | | 435 |
| Other | 33 | 11 | 22 | 272 | 169 | 103 | 255 | 110 | 145 |
| United States Geological Survey | 60 | | 60 | 659 | | 659 | 601 | | 601 |
| Other | -5 | | -5 | 23 | | 23 | 37 | | 37 |
| Total—Water and Science | 134 | 11 | 123 | 1,402 | 169 | 1,233 | 1,328 | 110 | 1,218 |
| Fish and Wildlife and Parks: | | | | | | | | | |
| United States Fish and Wildlife Service | 152 | | 152 | 1,219 | | 1,219 | 1,138 | | 1,138 |
| National Park Service | 219 | | 219 | 1,607 | 1 | 1,605 | 1,512 | | 1,512 |
| Total—Fish and Wildlife and Parks | 372 | | 372 | 2,825 | 1 | 2,824 | 2,650 | | 2,650 |

Table 5. Outlays of the U.S. Government, May 2003 and Other Periods—Continued
 [\$ millions]

| Classification | This Month | | | Current Fiscal Year to Date | | | Prior Fiscal Year to Date | | |
|--|---------------|---------------------|--------------|-----------------------------|---------------------|---------------|---------------------------|---------------------|---------------|
| | Gross Outlays | Applicable Receipts | Outlays | Gross Outlays | Applicable Receipts | Outlays | Gross Outlays | Applicable Receipts | Outlays |
| Department of the Interior:—Continued | | | | | | | | | |
| Bureau of Indian Affairs | 192 | (* *) | 192 | 1,416 | 3 | 1,413 | 1,712 | 4 | 1,708 |
| Departmental Offices: | | | | | | | | | |
| Insular affairs | 11 | | 11 | 216 | | 216 | 223 | | 223 |
| Office of Special Trustee for American Indians | 72 | | 72 | 332 | | 332 | 266 | | 266 |
| Other | 13 | | 13 | 80 | | 80 | 25 | | 25 |
| Proprietary receipts from the public | | 480 | -480 | | 2,123 | -2,123 | | 1,444 | -1,444 |
| Intrabudgetary transactions | -3 | | -3 | -167 | | -167 | -279 | | -279 |
| Total—Department of the Interior | 1,162 | 493 | 669 | 7,894 | 2,350 | 5,544 | 8,004 | 1,572 | 6,432 |
| Department of Justice: | | | | | | | | | |
| General Administration | 66 | | 66 | 1,120 | | 1,120 | 523 | | 523 |
| Legal Activities and United States Marshals: | | | | | | | | | |
| General legal activities | 43 | | 43 | 435 | | 435 | 448 | | 448 |
| United States Attorneys | 147 | | 147 | 1,034 | | 1,034 | 965 | | 965 |
| United States Marshals Service | 555 | | 555 | 372 | | 372 | 409 | | 409 |
| September 11th victim compensation | 59 | | 59 | 340 | | 340 | 2 | | 2 |
| Other | -344 | | -344 | 562 | | 562 | 980 | | 980 |
| Federal Bureau of Investigation | 310 | | 310 | 2,654 | | 2,654 | 2,470 | | 2,470 |
| Drug Enforcement Administration | 132 | | 132 | 1,031 | | 1,031 | 1,035 | | 1,035 |
| Bureau of Alcohol, Tobacco, Firearms, and Explosives ... | 49 | | 49 | 182 | | 182 | 25 | | 25 |
| Federal Prison System | 464 | 18 | 445 | 3,163 | 150 | 3,013 | 3,270 | 139 | 3,131 |
| Office of Justice Programs: | | | | | | | | | |
| State and local law enforcement assistance | 152 | | 152 | 1,347 | | 1,347 | 2,501 | | 2,501 |
| Community oriented policing services | 61 | | 61 | 744 | | 744 | 827 | | 827 |
| Other | 167 | | 167 | 956 | | 956 | 911 | | 911 |
| Other | 15 | | 15 | 390 | | 390 | 331 | | 331 |
| Intrabudgetary transactions | -1 | | -1 | -155 | | -155 | -258 | | -258 |
| Offsetting governmental receipts | | 6 | -6 | | 37 | -37 | | 37 | -37 |
| Total—Department of Justice | 1,875 | 24 | 1,850 | 14,175 | 187 | 13,988 | 14,439 | 176 | 14,262 |
| Department of Labor: | | | | | | | | | |
| Employment and Training Administration: | | | | | | | | | |
| Training and employment services | 491 | | 491 | 3,953 | | 3,953 | 3,737 | | 3,737 |
| Welfare to work jobs | 25 | | 25 | 206 | | 206 | 373 | | 373 |
| Community service employment for older Americans ... | 35 | | 35 | 297 | | 297 | 324 | | 324 |
| Federal unemployment benefits and allowances | 55 | | 55 | 353 | | 353 | 290 | | 290 |
| State unemployment insurance and employment service operations | -67 | | -67 | 198 | | 198 | 158 | | 158 |
| Advances to the unemployment trust fund and other funds | 7 | | 7 | 7 | | 7 | | | |
| Unemployment trust fund: | | | | | | | | | |
| Federal-State unemployment insurance: | | | | | | | | | |
| State unemployment benefits | 4,380 | | 4,380 | 36,956 | | 36,956 | 32,250 | | 32,250 |
| State administrative expenses | 385 | | 385 | 2,394 | | 2,394 | 2,312 | | 2,312 |
| Federal administrative expenses | 17 | | 17 | 196 | | 196 | 254 | | 254 |
| Veterans employment and training | (* *) | | (* *) | (* *) | | (* *) | 1 | | 1 |
| Repayment of advances from the general fund | | | | | | | | | |
| Other | (* *) | | (* *) | 2 | | 2 | 4 | | 4 |
| Total—Unemployment trust fund | 4,783 | | 4,783 | 39,548 | | 39,548 | 34,820 | | 34,820 |
| Other | 48 | | 48 | 117 | | 117 | 72 | | 72 |
| Total—Employment and Training Administration | 5,377 | | 5,377 | 44,679 | | 44,679 | 39,774 | | 39,774 |
| Pension Benefit Guaranty Corporation | 230 | 128 | 102 | 1,490 | 1,866 | -376 | 1,326 | 2,197 | -871 |
| Employment Standards Administration: | | | | | | | | | |
| Salaries and expenses | 28 | | 28 | 250 | | 250 | 248 | | 248 |
| Special benefits | 1 | | 1 | 280 | | 280 | 295 | | 295 |
| Black lung disability trust fund | 35 | | 35 | 282 | | 282 | 290 | | 290 |
| Other | 49 | | 49 | 365 | | 365 | 342 | | 342 |
| Occupational Safety and Health Administration | 34 | | 34 | 309 | | 309 | 294 | | 294 |
| Bureau of Labor Statistics | 31 | | 31 | 307 | | 307 | 301 | | 301 |
| Other | 68 | | 68 | 512 | | 512 | 491 | | 491 |
| Proprietary receipts from the public | | (* *) | (* *) | | 5 | -5 | | 5 | -5 |
| Intrabudgetary transactions | -67 | | -67 | -406 | | -406 | -272 | | -272 |
| Total—Department of Labor | 5,786 | 128 | 5,658 | 48,068 | 1,872 | 46,196 | 43,090 | 2,202 | 40,888 |

Table 5. Outlays of the U.S. Government, May 2003 and Other Periods—Continued
 [\$ millions]

| Classification | This Month | | | Current Fiscal Year to Date | | | Prior Fiscal Year to Date | | |
|---|---------------|---------------------|--------------|-----------------------------|---------------------|---------------|---------------------------|---------------------|---------------|
| | Gross Outlays | Applicable Receipts | Outlays | Gross Outlays | Applicable Receipts | Outlays | Gross Outlays | Applicable Receipts | Outlays |
| Department of State: | | | | | | | | | |
| Administration of Foreign Affairs: | | | | | | | | | |
| Diplomatic and consular programs | 684 | | 684 | 2,509 | | 2,509 | 2,310 | | 2,310 |
| Embassy security, construction, and maintenance | 47 | | 47 | 603 | | 603 | 543 | | 543 |
| Payment to Foreign Service retirement and disability fund | | | | 138 | | 138 | 136 | | 136 |
| Foreign Service retirement and disability fund | 52 | | 52 | 415 | | 415 | 405 | | 405 |
| Other | -234 | | -234 | 434 | | 434 | 458 | | 458 |
| Total—Administration of Foreign Affairs | 549 | | 549 | 4,098 | | 4,098 | 3,852 | | 3,852 |
| International Organizations and Conferences | 81 | | 81 | 1,604 | | 1,604 | 2,186 | | 2,186 |
| Migration and refugee assistance | 97 | | 97 | 495 | | 495 | 595 | | 595 |
| International narcotics control and law enforcement | 32 | | 32 | 248 | | 248 | 239 | | 239 |
| Andean counterdrug initiative | 34 | | 34 | 268 | | 268 | 108 | | 108 |
| Other | 14 | | 14 | 78 | | 78 | 82 | | 82 |
| Proprietary receipts from the public | | (* *) | (* *) | | (* *) | (* *) | | (* *) | (* *) |
| Intrabudgetary transactions | (* *) | | (* *) | -139 | | -139 | -181 | | -181 |
| Offsetting governmental receipts | | | | | | | | | |
| Total—Department of State | 807 | (* *) | 806 | 6,653 | (* *) | 6,653 | 6,881 | (* *) | 6,881 |
| Department of Transportation: | | | | | | | | | |
| Office of the Secretary: | | | | | | | | | |
| Compensation for air carriers | (* *) | | (* *) | 84 | | 84 | 1,794 | | 1,794 |
| Other | 16 | | 16 | 87 | | 87 | 93 | | 93 |
| Total—Office of the Secretary | 16 | | 16 | 171 | | 171 | 1,886 | | 1,886 |
| Federal Aviation Administration: | | | | | | | | | |
| Operations | 280 | | 280 | 1,784 | | 1,784 | 956 | | 956 |
| Airport and airway trust fund: | | | | | | | | | |
| Grants-in-aid for airports | 126 | | 126 | 1,681 | | 1,681 | 1,711 | | 1,711 |
| Facilities and equipment | 199 | | 199 | 1,638 | | 1,638 | 1,524 | | 1,524 |
| Research, engineering, and development | 17 | | 17 | 118 | | 118 | 120 | | 120 |
| Trust fund share of FAA operations | 252 | | 252 | 2,839 | | 2,839 | 3,914 | | 3,914 |
| Total—Airport and airway trust fund | 594 | | 594 | 6,275 | | 6,275 | 7,268 | | 7,268 |
| Other | -6 | (* *) | -6 | -12 | 77 | -89 | 37 | 52 | -15 |
| Total—Federal Aviation Administration | 869 | (* *) | 869 | 8,047 | 77 | 7,970 | 8,261 | 52 | 8,210 |
| Federal Highway Administration: | | | | | | | | | |
| Highway trust fund: | | | | | | | | | |
| Federal-aid highways | 2,621 | | 2,621 | 17,612 | | 17,612 | 18,842 | | 18,842 |
| Other | 21 | | 21 | 211 | | 211 | 144 | 14 | 130 |
| Other programs | 23 | | 23 | 131 | | 131 | 103 | | 103 |
| Total—Federal Highway Administration | 2,666 | | 2,666 | 17,954 | | 17,954 | 19,089 | 14 | 19,075 |
| National Highway Traffic Safety Administration | 28 | | 28 | 271 | | 271 | 280 | | 280 |
| Federal Railroad Administration: | | | | | | | | | |
| Capital Grants to the National Railroad Passenger Corporation | | | | | | | | | |
| Other | 13 | 1 | 12 | 111 | 5 | 106 | 143 | 5 | 138 |
| Total—Federal Railroad Administration | 13 | 1 | 12 | 883 | 5 | 878 | 977 | 5 | 972 |
| Federal Transit Administration: | | | | | | | | | |
| Formula grants | 189 | | 189 | -1,081 | | -1,081 | -496 | | -496 |
| Discretionary grants | 25 | | 25 | 211 | | 211 | 362 | | 362 |
| Trust fund share of expenses | 168 | | 168 | 6,341 | | 6,341 | 6,083 | | 6,083 |
| Other | 519 | | 519 | -3,583 | | -3,583 | -899 | | -899 |
| Total—Federal Transit Administration | 901 | | 901 | 1,889 | | 1,889 | 5,051 | | 5,051 |
| Maritime Administration | 9 | 1 | 8 | 190 | 33 | 157 | 217 | 37 | 179 |
| Other | 38 | 1 | 37 | 1391 | 7 | 383 | 285 | 8 | 277 |
| Proprietary receipts from the public | | 1 | -1 | | 127 | -127 | | 83 | -83 |
| Intrabudgetary transactions | | | | -3 | | -3 | -7 | | -7 |
| Offsetting governmental receipts | | 40 | -40 | | 54 | -54 | | 53 | -53 |
| Total—Department of Transportation | 4,539 | 45 | 4,494 | 29,793 | 304 | 29,489 | 36,039 | 252 | 35,787 |

Table 5. Outlays of the U.S. Government, May 2003 and Other Periods—Continued
 [\$ millions]

| Classification | This Month | | | Current Fiscal Year to Date | | | Prior Fiscal Year to Date | | |
|--|---------------|---------------------|---------------|-----------------------------|---------------------|----------------|---------------------------|---------------------|----------------|
| | Gross Outlays | Applicable Receipts | Outlays | Gross Outlays | Applicable Receipts | Outlays | Gross Outlays | Applicable Receipts | Outlays |
| Department of the Treasury: | | | | | | | | | |
| Departmental Offices: | | | | | | | | | |
| Exchange stabilization fund | -346 | 9 | -355 | -786 | 87 | -873 | -169 | 129 | -298 |
| Other | 113 | | 113 | 610 | | 610 | 433 | | 433 |
| Financial Management Service: | | | | | | | | | |
| Salaries and expenses | 13 | | 13 | 173 | | 173 | 159 | | 159 |
| Payment to the Resolution Funding Corporation | | | | 1,178 | | 1,178 | 526 | | 526 |
| Interest paid to credit financing accounts | | | | -12 | | -12 | 439 | | 439 |
| Claims, judgements, and relief acts | 46 | | 46 | 747 | | 747 | 1,303 | | 1,303 |
| Other | 363 | | 363 | 829 | | 829 | 423 | | 423 |
| Total—Financial Management Service | 423 | | 423 | 2,914 | | 2,914 | 2,850 | | 2,850 |
| Federal Financing Bank | | | | | | | | | |
| Bureau of Alcohol and Tobacco Tax and Trade Bureau: | -20 | | -20 | 36 | | 36 | -323 | | -323 |
| Salaries and expenses | 16 | | 16 | 403 | | 403 | 520 | | 520 |
| Internal revenue collections for Puerto Rico | 37 | | 37 | 238 | | 238 | 227 | | 227 |
| Bureau of Engraving and Printing | (* *) | | (* *) | -36 | | -36 | 55 | | 55 |
| United States Mint | 64 | 74 | -9 | 558 | 615 | -57 | 469 | 653 | -184 |
| Bureau of the Public Debt | 49 | | 49 | 224 | | 224 | 229 | | 229 |
| Internal Revenue Service: | | | | | | | | | |
| Processing, assistance, and management | 353 | | 353 | 2,625 | | 2,625 | 2,597 | | 2,597 |
| Tax law enforcement | 274 | | 274 | 2,372 | | 2,372 | 2,450 | | 2,450 |
| Information systems | 115 | | 115 | 1,107 | | 1,107 | 1,182 | | 1,182 |
| Payment where earned income credit exceeds liability for tax | 1,304 | | 1,304 | 31,102 | | 31,102 | 27,109 | | 27,109 |
| Payment where child credit exceeds liability for tax | 506 | | 506 | 5,981 | | 5,981 | 4,694 | | 4,694 |
| Refunding internal revenue collections, interest | 257 | | 257 | 2,165 | | 2,165 | 2,010 | | 2,010 |
| Other | 45 | 1 | 44 | 346 | 4 | 342 | 315 | 3 | 312 |
| Total—Internal Revenue Service | 2,854 | 1 | 2,853 | 45,698 | 4 | 45,694 | 40,357 | 3 | 40,354 |
| Comptroller of the Currency | 33 | 7 | 26 | 281 | 237 | 44 | 276 | 230 | 46 |
| Office of Thrift Supervision | 11 | 2 | 9 | 102 | 90 | 12 | 102 | 85 | 17 |
| Interest on the public debt: | | | | | | | | | |
| Interest on Treasury debt securities (gross): | | | | | | | | | |
| Public issues (accrual basis) | 13,558 | | 13,558 | 105,976 | | 105,976 | 114,751 | | 114,751 |
| Special issues (cash basis) | 6,781 | | 6,781 | 89,058 | | 89,058 | 88,073 | | 88,073 |
| Total—Interest on Treasury debt securities (gross) | 20,339 | | 20,339 | 195,034 | | 195,034 | 202,824 | | 202,824 |
| Total—Interest on the public debt | 20,339 | | 20,339 | 195,034 | | 195,034 | 202,824 | | 202,824 |
| Other | 13 | | 13 | 79 | | 79 | 151 | | 151 |
| Proprietary receipts from the public | | 326 | -326 | | 1,350 | -1,350 | | 1,532 | -1,532 |
| Intrabudgetary transactions | -391 | | -391 | -1,932 | | -1,932 | -2,539 | | -2,539 |
| Total—Department of the Treasury | 23,195 | 418 | 22,777 | 243,422 | 2,383 | 241,039 | 245,462 | 2,632 | 242,831 |
| Department of Veterans Affairs: | | | | | | | | | |
| Veterans Health Administration: | | | | | | | | | |
| Medical care | 2,151 | | 2,151 | 16,008 | | 16,008 | 14,900 | | 14,900 |
| Other | 61 | 22 | 39 | 468 | 179 | 289 | 474 | 175 | 299 |
| Veterans Benefits Administration: | | | | | | | | | |
| Public enterprise funds: | | | | | | | | | |
| Veterans housing benefit program fund | 57 | 5 | 52 | 408 | 44 | 365 | 739 | 48 | 691 |
| Other | 70 | 67 | 3 | 556 | 531 | 26 | 521 | 498 | 23 |
| Compensation and pensions | 4,545 | | 4,545 | 20,577 | | 20,577 | 18,776 | | 18,776 |
| Readjustment benefits | 254 | | 254 | 1,763 | | 1,763 | 1,464 | | 1,464 |
| Insurance funds: | | | | | | | | | |
| National service life | 95 | | 95 | 773 | | 773 | 777 | | 777 |
| United States Government Life | 1 | | 1 | 6 | | 6 | 7 | | 7 |
| Veterans special life | 11 | 3 | 9 | 84 | 92 | -9 | 82 | 94 | -12 |
| Other | 5 | | 5 | 12 | | 12 | 17 | | 17 |
| Total—Veterans Benefits Administration | 5,037 | 75 | 4,963 | 24,179 | 667 | 23,513 | 22,381 | 640 | 21,741 |
| Construction | 50 | (* *) | 50 | 293 | (* *) | 292 | 280 | | 280 |
| Departmental Administration | -66 | | -66 | 951 | | 951 | 638 | | 638 |
| Proprietary receipts from the public: | | | | | | | | | |
| National service life | | 13 | -13 | | 115 | -115 | | 127 | -127 |
| Other | | 157 | -157 | | 1,134 | -1,134 | | 2,687 | -2,687 |
| Intrabudgetary transactions | (* *) | | (* *) | -1 | | -1 | -2 | | -2 |
| Total—Department of Veterans Affairs | 7,232 | 266 | 6,966 | 41,898 | 2,094 | 39,803 | 38,671 | 3,629 | 35,043 |

Table 5. Outlays of the U.S. Government, May 2003 and Other Periods—Continued
 [\$ millions]

| Classification | This Month | | | Current Fiscal Year to Date | | | Prior Fiscal Year to Date | | |
|---|---------------|---------------------|--------------|-----------------------------|---------------------|---------------|---------------------------|---------------------|---------------|
| | Gross Outlays | Applicable Receipts | Outlays | Gross Outlays | Applicable Receipts | Outlays | Gross Outlays | Applicable Receipts | Outlays |
| Corps of Engineers: | | | | | | | | | |
| Construction | 158 | | 158 | 1,145 | | 1,145 | 1,091 | | 1,091 |
| Operation and maintenance | 130 | | 130 | 867 | | 867 | 862 | | 862 |
| Flood control | 25 | | 25 | 227 | | 227 | 225 | | 225 |
| Rivers and harbors contributed funds | 29 | | 29 | 276 | | 276 | 205 | | 205 |
| Harbor maintenance trust fund | 55 | | 55 | 443 | | 443 | 492 | | 492 |
| Other | 92 | | 92 | 690 | | 690 | 668 | | 668 |
| Proprietary receipts from the public | | 63 | -63 | | 343 | -343 | | 278 | -278 |
| Intrabudgetary transactions | | | | | | -10 | | -10 | |
| Total—Corps of Engineers | 489 | 63 | 426 | 3,638 | 343 | 3,295 | 3,532 | 278 | 3,255 |
| Other Defense Civil Programs: | | | | | | | | | |
| Military Retirement: | | | | | | | | | |
| Payment to military retirement fund | | | | 17,928 | | 17,928 | 17,047 | | 17,047 |
| Military retirement fund | 2,978 | | 2,978 | 23,675 | | 23,675 | 23,345 | | 23,345 |
| Retiree Health Care: | | | | | | | | | |
| Payment to uniformed services retiree health care fund | | | | 14,369 | | 14,369 | | | |
| Uniformed services retiree health care fund | 271 | | 271 | 2,899 | | 2,899 | | | |
| Educational Benefits | 24 | | 24 | 206 | | 206 | 194 | | 194 |
| Other | 14 | | 14 | 125 | | 125 | 95 | | 95 |
| Proprietary receipts from the public | | 1 | -1 | | 14 | -14 | | 10 | -10 |
| Intrabudgetary transactions | -32 | | -32 | -32,607 | | -32,607 | -17,230 | | -17,230 |
| Total—Other Defense Civil Programs | 3,254 | 1 | 3,253 | 26,595 | 14 | 26,581 | 23,452 | 10 | 23,442 |
| Environmental Protection Agency: | | | | | | | | | |
| Science and technology | 53 | | 53 | 470 | | 470 | 456 | | 456 |
| Environmental programs and management | 194 | | 194 | 1,442 | | 1,442 | 1,433 | | 1,433 |
| State and tribal assistance grants | 284 | | 284 | 2,416 | | 2,416 | 2,169 | | 2,169 |
| Hazardous substance superfund | 113 | | 113 | 897 | | 897 | 912 | | 912 |
| Other | 11 | (* *) | 10 | 756 | 18 | 738 | 769 | 17 | 752 |
| Proprietary receipts from the public | | 14 | -14 | | 84 | -84 | | 217 | -217 |
| Intrabudgetary transactions | | | | -632 | | -632 | -676 | | -676 |
| Offsetting governmental receipts | | 2 | -2 | | 9 | -9 | | 8 | -8 |
| Total—Environmental Protection Agency | 654 | 16 | 638 | 5,349 | 111 | 5,238 | 5,062 | 242 | 4,820 |
| Executive Office of the President: | | | | | | | | | |
| Compensation of the President and the White House Office | | | | | | | | | |
| Office | 4 | | 4 | 34 | | 34 | 39 | | 39 |
| Office of Management and Budget | 3 | | 3 | 47 | | 47 | 48 | | 48 |
| Office of National Drug Control Policy | 2 | | 2 | 17 | | 17 | 15 | | 15 |
| Emergency response fund | | | | | | | 88 | | 88 |
| Other | 16 | | 16 | 116 | | 116 | 150 | | 150 |
| Total—Executive Office of the President | 25 | | 25 | 214 | | 214 | 340 | | 340 |
| General Services Administration: | | | | | | | | | |
| Real Property Activities | -65 | | -65 | -149 | | -149 | 34 | | 34 |
| Supply and Technology Activities | (* *) | | (* *) | 122 | | 122 | 97 | | 97 |
| General Activities | 62 | | 62 | 378 | | 378 | 94 | | 94 |
| Proprietary receipts from the public | | 2 | -2 | | 4 | -4 | | 12 | -12 |
| Total—General Services Administration | -2 | 2 | -4 | 352 | 4 | 348 | 225 | 12 | 213 |
| International Assistance Program: | | | | | | | | | |
| International Security Assistance: | | | | | | | | | |
| Foreign military loan program | 16 | 19 | -4 | 120 | 339 | -219 | 320 | 472 | -152 |
| Foreign military financing program | 1,052 | | 1,052 | 5,392 | | 5,392 | 4,217 | | 4,217 |
| Economic support fund | 880 | | 880 | 2,862 | | 2,862 | 2,316 | | 2,316 |
| Other | 80 | | 80 | 342 | | 342 | 647 | | 647 |
| Proprietary receipts from the public | | | | | 522 | -522 | | 16 | -16 |
| Total—International Security Assistance | 2,028 | 19 | 2,009 | 8,716 | 861 | 7,855 | 7,500 | 489 | 7,011 |
| Multilateral Assistance: | | | | | | | | | |
| Contribution to the International Development Association | | | | | | | | | |
| Association | | | | 706 | | 706 | 704 | | 704 |
| International organizations and programs | 6 | | 6 | 10 | | 10 | 272 | | 272 |
| Other | 240 | | 240 | 605 | | 605 | 448 | | 448 |
| Proprietary receipts from the public | | | | | | | | | |
| Total—Multilateral Assistance | 246 | | 246 | 1,321 | | 1,321 | 1,424 | | 1,424 |

Table 5. Outlays of the U.S. Government, May 2003 and Other Periods—Continued
 [\$ millions]

| Classification | This Month | | | Current Fiscal Year to Date | | | Prior Fiscal Year to Date | | |
|---|---------------|---------------------|--------------|-----------------------------|---------------------|---------------|---------------------------|---------------------|---------------|
| | Gross Outlays | Applicable Receipts | Outlays | Gross Outlays | Applicable Receipts | Outlays | Gross Outlays | Applicable Receipts | Outlays |
| International Assistance Program:—Continued | | | | | | | | | |
| International Development Assistance: | | | | | | | | | |
| Agency for International Development: | | | | | | | | | |
| Economic assistance loans | | 46 | -46 | 5 | 487 | -482 | | 494 | -494 |
| Sustainable development assistance program | 132 | | 132 | 848 | | 848 | 884 | | 884 |
| Child survival and disease programs | 110 | | 110 | 667 | | 667 | 426 | | 426 |
| Assistance for the independent States of the Former Soviet Union | 77 | | 77 | 370 | | 370 | 339 | | 339 |
| Operating expenses | 44 | | 44 | 386 | | 386 | 384 | | 384 |
| Payment to the Foreign Service retirement and disability fund | | | | | | | 45 | | 45 |
| Other | 50 | 3 | 47 | 573 | 32 | 540 | 687 | 32 | 655 |
| Proprietary receipts from the public | | | | | (**) | (**) | | | |
| Intrabudgetary transactions | | | | | | | | | |
| Total—Agency for International Development | 413 | 49 | 364 | 2,849 | 519 | 2,330 | 2,766 | 526 | 2,239 |
| Overseas Private Investment Corporation: | | | | | | | | | |
| Overseas private investment corporation account | 4 | 58 | -54 | 43 | 218 | -175 | 144 | 216 | -73 |
| Proprietary receipts from the public | | | | | | | | | |
| Total—Overseas Private Investment Corporation | 4 | 58 | -54 | 43 | 218 | -175 | 144 | 216 | -73 |
| Peace Corps | 23 | | 23 | 192 | (**) | 192 | 174 | (**) | 174 |
| Other | 8 | | 8 | 49 | | 49 | 61 | | 61 |
| Total—International Development Assistance | 448 | 107 | 341 | 3,133 | 737 | 2,396 | 3,144 | 742 | 2,401 |
| International Monetary Programs | 2,164 | | -164 | -1,143 | | -1,143 | 19 | | 19 |
| Military Sales Programs: | | | | | | | | | |
| Foreign military sales trust fund | 768 | | 768 | 6,974 | | 6,974 | 7,094 | | 7,094 |
| Other | | (**) | (**) | 1 | (**) | 1 | -2 | 2 | -4 |
| Proprietary receipts from the public | | 673 | -673 | | 6,618 | -6,618 | | 6,559 | -6,559 |
| Other | | | | | | | | | |
| Total—International Assistance Program | 3,326 | 799 | 2,527 | 19,002 | 8,216 | 10,786 | 19,179 | 7,793 | 11,386 |
| National Aeronautics and Space Administration: | | | | | | | | | |
| Human space flight | 406 | | 406 | 3,953 | | 3,953 | 4,220 | | 4,220 |
| Science, aeronautics, and technology | 764 | | 764 | 5,273 | | 5,273 | 4,711 | | 4,711 |
| Mission support | 4 | | 4 | 80 | | 80 | 445 | | 445 |
| Other | 1 | | 1 | 12 | | 12 | 18 | | 18 |
| Total—National Aeronautics and Space Administration | 1,175 | | 1,175 | 9,318 | | 9,318 | 9,394 | | 9,394 |
| National Science Foundation: | | | | | | | | | |
| Research and related activities | 188 | | 188 | 2,237 | | 2,237 | 1,984 | | 1,984 |
| Education and human resources | 141 | | 141 | 407 | | 407 | 348 | | 348 |
| Other | 41 | | 41 | 182 | | 182 | 209 | | 209 |
| Total—National Science Foundation | 369 | | 369 | 2,826 | | 2,826 | 2,540 | | 2,540 |
| Office of Personnel Management: | | | | | | | | | |
| Government payment for annuitants, employees health and life insurance benefits | 578 | | 578 | 4,446 | | 4,446 | 4,051 | | 4,051 |
| Payment to civil service retirement and disability fund | | | | | | | | | |
| Civil service retirement and disability fund | 4,196 | | 4,196 | 33,461 | | 33,461 | 32,525 | | 32,525 |
| Employees life insurance fund | 162 | 501 | -338 | 1,322 | 2,411 | -1,089 | 1,330 | 2,550 | -1,220 |
| Employees and retired employees health benefits fund | 2,077 | 2,350 | -273 | 16,211 | 17,329 | -1,119 | 14,688 | 15,561 | -873 |
| Other | 10 | | 10 | 108 | | 108 | 133 | | 133 |
| Intrabudgetary transactions: | | | | | | | | | |
| Civil service retirement and disability fund: | | | | | | | | | |
| General fund contributions | | | | | | | | | |
| Other | -3 | | -3 | -22 | | -22 | -19 | | -19 |
| Total—Office of Personnel Management | 7,019 | 2,851 | 4,168 | 55,526 | 19,741 | 35,786 | 52,708 | 18,111 | 34,597 |

Table 5. Outlays of the U.S. Government, May 2003 and Other Periods—Continued
 [\$ millions]

| Classification | This Month | | | Current Fiscal Year to Date | | | Prior Fiscal Year to Date | | |
|--|---------------|---------------------|---------------|-----------------------------|---------------------|----------------|---------------------------|---------------------|----------------|
| | Gross Outlays | Applicable Receipts | Outlays | Gross Outlays | Applicable Receipts | Outlays | Gross Outlays | Applicable Receipts | Outlays |
| Small Business Administration: | | | | | | | | | |
| Public enterprise funds: | | | | | | | | | |
| Business loan fund | 29 | 1 | 28 | 1,362 | 478 | 884 | 266 | 52 | 214 |
| Disaster loan fund | -5 | 1 | -7 | 621 | 8 | 613 | 318 | 37 | 281 |
| Other | 2 | 1 | 1 | 6 | 4 | 2 | 3 | 4 | (* *) |
| Other | 48 | (* *) | 48 | 159 | (* *) | 159 | 120 | (* *) | 120 |
| Proprietary receipts from the public | | | | | 300 | -300 | | 14 | -14 |
| Total—Small Business Administration | 73 | 2 | 71 | 2,149 | 790 | 1,359 | 707 | 107 | 600 |
| Social Security Administration: | | | | | | | | | |
| Payments to social security trust funds | 3 | | 3 | 10,351 | | 10,351 | 10,565 | | 10,565 |
| Special benefits for disabled coal miners | 35 | | 35 | 282 | | 282 | 303 | | 303 |
| Supplemental security income program | 5,660 | | 5,660 | 25,656 | | 25,656 | 24,757 | | 24,757 |
| Federal old-age and survivors insurance trust fund (off-budget): | | | | | | | | | |
| Benefit payments | 33,428 | | 33,428 | 263,395 | | 263,395 | 254,531 | | 254,531 |
| Administrative expenses | 168 | | 168 | 1,545 | | 1,545 | 1,471 | | 1,471 |
| Payment to railroad retirement account | | | | | | | | | |
| Other | | | | | | | | | |
| Total—FOASI trust fund | 33,596 | | 33,596 | 264,939 | | 264,939 | 256,002 | | 256,002 |
| Federal disability insurance trust fund (off-budget): | | | | | | | | | |
| Benefit payments | 5,977 | | 5,977 | 45,884 | | 45,884 | 42,175 | | 42,175 |
| Administrative expenses | 152 | | 152 | 1,268 | | 1,268 | 1,255 | | 1,255 |
| Payment to railroad retirement account | | | | | | | | | |
| Other | | | | (* *) | | (* *) | (* *) | | (* *) |
| Total—FDI trust fund | 6,130 | | 6,130 | 47,153 | | 47,153 | 43,431 | | 43,431 |
| Other | 7 | | 7 | 37 | | 37 | 15 | | 15 |
| Proprietary receipts from the public: | | | | | | | | | |
| On-budget | | 185 | -185 | | 1,069 | -1,069 | | 1,092 | -1,092 |
| Off-budget | | 8 | -8 | | 59 | -59 | | 60 | -60 |
| Intrabudgetary transactions: | | | | | | | | | |
| Off-budget ³ | -15 | | -15 | -10,362 | | -10,362 | -10,150 | | -10,150 |
| Total—Social Security Administration | 45,414 | 193 | 45,221 | 338,056 | 1,128 | 336,929 | 324,923 | 1,152 | 323,770 |
| Other independent agencies: | | | | | | | | | |
| Appalachian Regional Commission | 5 | (* *) | 5 | 51 | 2 | 49 | 70 | 2 | 68 |
| Broadcasting Board of Governors | 46 | | 46 | 328 | | 328 | 308 | | 308 |
| Corporation for National and Community Service | 67 | | 67 | 574 | | 574 | 526 | | 526 |
| Corporation for Public Broadcasting | | | | 411 | | 411 | 375 | | 375 |
| District of Columbia: | | | | | | | | | |
| Courts | 15 | | 15 | 103 | (* *) | 103 | 86 | (* *) | 86 |
| Corrections | | | | 1 | | 1 | 38 | | 38 |
| General and special payments | 24 | (* *) | 24 | 451 | 18 | 433 | 454 | 28 | 426 |
| Financing | | | | | | | | | |
| Equal Employment Opportunity Commission | 21 | (* *) | 20 | 198 | 2 | 197 | 214 | 2 | 213 |
| Export-Import Bank of the United States | 48 | 10 | 38 | 511 | 3,727 | -3,216 | 1,069 | 1,137 | -68 |
| Federal Communications Commission: | | | | | | | | | |
| Universal service fund | 426 | | 426 | 3,709 | | 3,709 | 3,298 | | 3,298 |
| Spectrum auction program account | 507 | | 507 | 512 | | 512 | 6 | | 6 |
| Other | -28 | 4 | -32 | 95 | 35 | 61 | 156 | 14 | 141 |
| Federal Deposit Insurance Corporation: | | | | | | | | | |
| Bank insurance fund | 96 | 514 | -419 | 1,565 | 1,620 | -54 | 2,282 | 1,350 | 932 |
| Savings association insurance fund | 8 | 122 | -115 | 89 | 404 | -315 | 1,322 | 1,561 | -238 |
| FSLIC resolution fund: | | | | | | | | | |
| Resolution Trust Corporation closeout | 2 | 8 | -7 | 481 | 276 | 205 | 1,133 | 1,099 | 34 |
| Other | 1 | 9 | -8 | 5 | 149 | -144 | 101 | 207 | -106 |
| Office of Inspector General | | | | 13 | | 13 | 15 | | 15 |
| Total—Federal Deposit Insurance Corporation | 106 | 654 | -548 | 2,154 | 2,450 | -296 | 4,853 | 4,216 | 636 |
| Federal Drug Control Programs | 14 | | 14 | 488 | | 488 | 354 | | 354 |
| Legal Services Corporation | 32 | | 32 | 224 | | 224 | 224 | | 224 |
| National Archives and Records Administration | 14 | 1 | 13 | 197 | 9 | 188 | 161 | (* *) | 161 |
| National Credit Union Administration | 11 | 53 | -42 | 142 | 680 | -538 | 106 | 696 | -590 |

Table 5. Outlays of the U.S. Government, May 2003 and Other Periods—Continued
 [\$ millions]

| Classification | This Month | | | Current Fiscal Year to Date | | | Prior Fiscal Year to Date | | |
|--|---------------|---------------------|--------------|-----------------------------|---------------------|--------------|---------------------------|---------------------|--------------|
| | Gross Outlays | Applicable Receipts | Outlays | Gross Outlays | Applicable Receipts | Outlays | Gross Outlays | Applicable Receipts | Outlays |
| Other independent agencies:—Continued | | | | | | | | | |
| National Endowment for the Arts | 10 | | 10 | 74 | | 74 | 67 | | 67 |
| National Endowment for the Humanities | 11 | | 11 | 76 | | 76 | 73 | | 73 |
| Institute of Museum and Library Services | 9 | | 9 | 148 | | 148 | 143 | | 143 |
| National Labor Relations Board | 18 | | 18 | 149 | | 149 | 150 | | 150 |
| Nuclear Regulatory Commission | 48 | 93 | -45 | 376 | 350 | 26 | 348 | 342 | 6 |
| Postal Service: | | | | | | | | | |
| Public enterprise funds (off-budget) | 4,924 | 45,395 | -471 | 41,306 | 47,381 | -6,075 | 41,988 | 46,166 | -4,178 |
| Payments to the Postal Service fund | | | | 77 | | 77 | 771 | | 771 |
| Railroad Retirement Board: | | | | | | | | | |
| Federal windfall subsidy | 11 | | 11 | 88 | | 88 | 96 | | 96 |
| Federal payments to the railroad retirement accounts .. | (**) | | (**) | 346 | | 346 | 251 | | 251 |
| Railroad unemployment insurance trust fund: | | | | | | | | | |
| Benefit payments | 6 | | 6 | 69 | | 69 | 72 | | 72 |
| Administrative expenses | | | | | | | | | |
| Rail industry pension fund: | | | | | | | | | |
| Benefit payments | 293 | | 293 | 2,324 | | 2,324 | 2,113 | | 2,113 |
| Advances from FOASDI fund | -97 | | -97 | -777 | | -777 | -868 | | -868 |
| OASDI certifications | 97 | | 97 | 777 | | 777 | 868 | | 868 |
| Administrative expenses | 7 | | 7 | 65 | | 65 | 65 | | 65 |
| Interest on refund of taxes | 1 | | 1 | 1 | | 1 | (**) | | (**) |
| Transfers to the National railroad retirement investment trust | | | | 17,750 | | 17,750 | | | |
| Other | 1 | | 1 | 4 | | 4 | 4 | | 4 |
| National railroad retirement investment trust: | | | | | | | | | |
| Benefit payments | | | | | | | | | |
| Administrative expenses | (**) | | (**) | 2 | | 2 | | | |
| Supplemental annuity pension fund: | | | | | | | | | |
| Benefit payments | | | | | | | 17 | | 17 |
| Interest on refund of taxes | | | | | | | (**) | | (**) |
| Transfers to the National railroad retirement investment trust | | | | | | | | | |
| Railroad Social Security equivalent benefit account: | | | | | | | | | |
| Benefit payments | 435 | | 435 | 3,481 | | 3,481 | 3,503 | | 3,503 |
| Interest on refund of taxes | 1 | | 1 | 1 | | 1 | (**) | | (**) |
| Transfers to the National railroad retirement investment trust | | | | | | | | | |
| Other | | | | | | | | | |
| Proprietary receipts from the public | | (**) | (**) | | (**) | (**) | | | |
| Intrabudgetary transactions: | | | | | | | | | |
| Payments from other funds to the railroad retirement trust funds | | | | | | | | | |
| Payments from the railroad retirement trust funds to the National railroad retirement investment trust | | | | -17,750 | | -17,750 | | | |
| Other | | | | -346 | | -346 | -251 | | -251 |
| Total—Railroad Retirement Board | 755 | (**) | 755 | 6,036 | (**) | 6,036 | 5,870 | | 5,870 |
| Securities and Exchange Commission | 22 | | 22 | -49 | | -49 | -257 | | -257 |
| Smithsonian Institution | 52 | | 52 | 271 | | 271 | 358 | | 358 |
| Tennessee Valley Authority | 921 | 836 | 84 | 7,383 | 7,894 | -511 | 6,760 | 7,256 | -496 |
| Other | 87 | 32 | 56 | 1,188 | 271 | 917 | 1,130 | 267 | 863 |
| Total—Other independent agencies | 8,164 | 7,079 | 1,085 | 67,184 | 62,818 | 4,366 | 69,700 | 60,125 | 9,575 |
| Undistributed offsetting receipts: | | | | | | | | | |
| Other interest | | (**) | (**) | | (**) | (**) | | (**) | (**) |
| Department of Defense Medicare-Eligible Health Care Fund | -693 | | -693 | -5,366 | | -5,366 | | | |
| Employer share, employee retirement: | | | | | | | | | |
| Department of Health and Human Services: | | | | | | | | | |
| Federal hospital insurance trust fund: | | | | | | | | | |
| Federal employer contributions | -193 | | -193 | -1,542 | | -1,542 | -1,418 | | -1,418 |
| Postal Service employer contributions | -55 | | -55 | -468 | | -468 | -477 | | -477 |
| Payments for military service credits | | | | | | | | | |
| Department of State: | | | | | | | | | |
| Foreign Service retirement and disability fund | -18 | | -18 | -108 | | -108 | -99 | | -99 |
| Other Defense Civil Programs: | | | | | | | | | |
| Military retirement fund | -1,244 | | -1,244 | -8,787 | | -8,787 | -8,501 | | -8,501 |
| Office of Personnel Management: | | | | | | | | | |
| Civil service retirement and disability fund | -1,329 | | -1,329 | -9,494 | | -9,494 | -9,136 | | -9,136 |
| Social Security Administration (off-budget): | | | | | | | | | |
| Federal old-age and survivors insurance trust fund: | | | | | | | | | |
| Federal employer contributions | -688 | | -688 | -5,330 | | -5,330 | -4,864 | | -4,864 |
| Payments for military service credits | | | | | | | -414 | | -414 |
| Federal disability insurance trust fund: | | | | | | | | | |
| Federal employer contributions | -117 | | -117 | -906 | | -906 | -825 | | -825 |
| Payments for military service credits | | | | | | | | | |
| Other | (**) | | (**) | -1 | | -1 | -1 | | -1 |
| Total—Employer share, employee retirement | -3,644 | | -3,644 | -26,636 | | -26,636 | -25,736 | | -25,736 |

Table 5. Outlays of the U.S. Government, May 2003 and Other Periods—Continued
[\$ millions]

| Classification | This Month | | | Current Fiscal Year to Date | | | Prior Fiscal Year to Date | | |
|--|----------------|---------------------|----------------|-----------------------------|---------------------|------------------|---------------------------|---------------------|------------------|
| | Gross Outlays | Applicable Receipts | Outlays | Gross Outlays | Applicable Receipts | Outlays | Gross Outlays | Applicable Receipts | Outlays |
| Undistributed offsetting receipts:—Continued | | | | | | | | | |
| Interest received by trust funds: | | | | | | | | | |
| Judicial Branch: | | | | | | | | | |
| Judicial survivors annuity fund | -5 | | -5 | -19 | | -19 | -21 | | -21 |
| Department of Health and Human Services: | | | | | | | | | |
| Federal hospital insurance trust fund | -29 | | -29 | -7,280 | | -7,280 | -6,902 | | -6,902 |
| Federal supplementary medical insurance trust fund | -44 | | -44 | -1,383 | | -1,383 | -1,531 | | -1,531 |
| Department of Homeland Security: | | | | | | | | | |
| Oil spill liability trust fund | 3 | | 3 | -8 | | -8 | -22 | | -22 |
| Other | (* *) | | (* *) | -19 | | -19 | -16 | | -16 |
| Department of Labor: | | | | | | | | | |
| Unemployment trust fund | -10 | | -10 | -2,238 | | -2,238 | -3,006 | | -3,006 |
| Department of State: | | | | | | | | | |
| Foreign Service retirement and disability fund | (* *) | | (* *) | -385 | | -385 | -381 | | -381 |
| Department of Transportation: | | | | | | | | | |
| Airport and airway trust fund | -1 | | -1 | -297 | | -297 | -428 | | -428 |
| Highway trust fund | | | | | | | | | |
| Department of Veterans Affairs: | | | | | | | | | |
| National service life insurance fund | -2 | | -2 | -397 | | -397 | -416 | | -416 |
| United States government life insurance fund | (* *) | | (* *) | -2 | | -2 | -2 | | -2 |
| Corps of Engineers | (* *) | | (* *) | -34 | | -34 | -62 | | -62 |
| Other Defense Civil Programs: | | | | | | | | | |
| Military retirement fund | -4,163 | | -4,163 | -9,477 | | -9,477 | -11,732 | | -11,732 |
| Educational benefits fund | -10 | | -10 | -34 | | -34 | -39 | | -39 |
| Armed Forces Retirement Home | -1 | | -1 | -5 | | -5 | 3 | | 3 |
| Environmental Protection Agency | -16 | | -16 | -124 | | -124 | -260 | | -260 |
| National Aeronautics and Space Administration | | | | -1 | | -1 | -1 | | -1 |
| Office of Personnel Management: | | | | | | | | | |
| Civil service retirement and disability fund | -34 | | -34 | -18,199 | | -18,199 | -18,130 | | -18,130 |
| Social Security Administration (off-budget): | | | | | | | | | |
| Federal old-age and survivors insurance trust fund ... | -87 | | -87 | -36,338 | | -36,338 | -33,977 | | -33,977 |
| Federal disability insurance trust fund | -15 | | -15 | -4,708 | | -4,708 | -4,362 | | -4,362 |
| Independent agencies: | | | | | | | | | |
| Railroad Retirement Board | -6 | | -6 | -767 | | -767 | -406 | | -406 |
| Other | -23 | | -23 | -112 | | -112 | -137 | | -137 |
| Other | -7 | | -7 | -85 | | -85 | -112 | | -112 |
| Total—Interest received by trust funds | -4,451 | | -4,451 | -81,912 | | -81,912 | -81,942 | | -81,942 |
| Rents and royalties on the outer continental shelf lands | | 197 | -197 | | 2,977 | -2,977 | | 3,574 | -3,574 |
| Sale of major assets | | | | | | | | | |
| Spectrum auction proceeds | | | | | | | | | |
| Total—Undistributed offsetting receipts | -8,788 | 197 | -8,985 | -113,914 | 2,977 | -116,891 | -107,678 | 3,575 | -111,252 |
| Total outlays | 211,862 | 17,976 | 193,886 | 1,598,789 | 146,967 | 1,451,822 | 1,508,111 | 143,863 | 1,364,248 |
| Total on-budget | 168,135 | 12,573 | 155,562 | 1,303,036 | 99,527 | 1,203,508 | 1,221,282 | 97,638 | 1,123,645 |
| Total off-budget | 43,727 | 5,403 | 38,324 | 295,753 | 47,440 | 248,314 | 286,829 | 46,226 | 240,603 |
| Total surplus (+) or deficit | | | -90,453 | | | -292,059 | | | -145,382 |
| Total on-budget | | | -94,968 | | | -394,807 | | | -248,421 |
| Total off-budget | | | +4,515 | | | +102,748 | | | +103,039 |

MEMORANDUM

Receipts offset against outlays

[\$ millions]

| | Current Fiscal Year to Date | Comparable Period Prior Fiscal Year |
|---|-----------------------------|-------------------------------------|
| Proprietary receipts | 42,188 | 38,252 |
| Intrabudgetary transactions | 239,978 | 200,790 |
| Governmental receipts | <u>2,662</u> | <u>2,488</u> |
| Total receipts offset against outlays | <u>284,828</u> | <u>241,531</u> |

¹Outlays for "Federal-Aid to Highways" were decreased and outlays for "National Motor Carriers Safety Programs" were correspondingly increased by \$274 due to a prior period adjustment for April 2003.

²Due to agency system problems, reporting for the International Monetary Fund has been estimated for May 2003.

³Includes FICA and SECA tax credits, non-contributory military service credits, special benefits for the aged, and credit for the unnegotiated OASI benefit checks.

⁴The Postal Service accounting year is comprised of thirteen 28-day periods. To conform with the MTS calendar-month reporting basis used by all other Federal agencies, the MTS reflects USPS results through May 18th and estimates for \$834 million through May 31st.

... No Transactions.

(* *) Less than \$500,000.

Note: Details may not add to totals due to rounding.

Table 6. Means of Financing the Deficit or Disposition of Surplus by the U.S. Government, May 2003 and Other Periods

[\$ millions]

| Assets and Liabilities Directly Related to Budget Off-budget Activity | Net Transactions (-) denotes net reduction of either liability or asset accounts | | | Account Balances Current Fiscal Year | | |
|---|--|---------------------|-----------------|---|-------------------|------------------------|
| | This Month | Fiscal Year to Date | | Beginning of | | Close of This month |
| | | This Year | Prior Year | This Year | This Month | |
| Liability accounts: | | | | | | |
| Borrowing from the public: | | | | | | |
| Treasury securities, issued under general Financing authorities: | | | | | | |
| Debt held by the public | 73,777 | 223,442 | 94,526 | 3,553,180 | 3,702,845 | 3,776,622 |
| Intragovernmental holdings | 23,989 | 106,469 | 117,343 | 2,675,056 | 2,757,536 | 2,781,525 |
| Total Treasury securities outstanding | 97,766 | 329,911 | 211,869 | 6,228,236 | 6,460,381 | 6,558,147 |
| Plus premium on Treasury securities | -41 | 471 | 459 | 3,525 | 4,037 | 3,996 |
| Less discount on Treasury securities | -839 | -7,445 | -4,864 | 60,803 | 54,197 | 53,358 |
| Total Treasury securities net of Premium and discount | 98,564 | 337,826 | 217,192 | 6,170,959 | 6,410,220 | 6,508,785 |
| Agency securities, issued under special financing authorities (see Schedule B. for other Agency borrowing, see Schedule C) | 50 | -677 | -561 | 27,170 | 26,444 | 26,494 |
| Total federal securities | 98,614 | 337,149 | 216,631 | 6,198,129 | 6,436,664 | 6,535,278 |
| Deduct: | | | | | | |
| Federal securities held as investments of government accounts (see Schedule D) | 23,979 | 106,408 | 117,347 | 2,675,648 | 2,758,077 | 2,782,056 |
| Less discount on federal securities held as investments of government accounts | -863 | -5,243 | 519 | 17,673 | 13,293 | 12,430 |
| Net federal securities held as investments of government accounts | 24,842 | 111,651 | 116,828 | 2,657,974 | 2,744,784 | 2,769,626 |
| Total borrowing from the public | 73,772 | 225,498 | 99,802 | 3,540,155 | 3,691,881 | 3,765,653 |
| Accrued interest payable to the public | -12,100 | -6,249 | -12,555 | 32,869 | 38,720 | 26,620 |
| Allocations of special drawing rights | 177 | 477 | 8 | 6,481 | 6,781 | 6,957 |
| Deposit funds | -51,552 | 1,345 | 27,106 | 7,186 | 60,083 | 8,531 |
| Miscellaneous liability accounts (includes checks outstanding etc.) | 4,421 | 9,260 | 6,780 | 8,098 | 12,936 | 17,357 |
| Total liability accounts | 14,717 | 230,330 | 121,142 | 3,594,788 | 3,810,401 | 3,825,118 |
| Asset accounts (deduct) | | | | | | |
| Cash and monetary assets: | | | | | | |
| U.S. Treasury operating cash: ¹ | | | | | | |
| Federal Reserve account | -4,078 | -1,374 | -3,913 | 7,879 | 10,583 | 6,505 |
| Tax and loan note accounts | -16,870 | -52,015 | -32,002 | 53,007 | 17,862 | 992 |
| Balance | -20,949 | -53,389 | -35,915 | 60,886 | 28,446 | 7,497 |
| Special drawing rights: | | | | | | |
| Total holdings | 404 | 170 | 378 | 11,710 | 11,476 | 11,880 |
| SDR certificates issued to Federal Reserve Banks | | | | -2,200 | -2,200 | -2,200 |
| Balance | 404 | 170 | 378 | 9,510 | 9,276 | 9,680 |
| Reserve position on the U.S. quota in the IMF: | | | | | | |
| U.S. subscription to International Monetary Fund: | | | | | | |
| Direct quota payments | | | | 46,525 | 46,525 | 46,525 |
| Maintenance of value adjustments | 2,376 | 2,650 | 61 | 2,612 | 4,886 | 5,263 |
| Letter of credit issued to IMF | -114 | 792 | -1,895 | -26,876 | -25,970 | -26,084 |
| Dollar deposits with the IMF | 25 | 2 | 8 | -113 | -116 | -111 |
| Receivable/Payable (-) for interim maintenance of value adjustments | 2-212 | -1,507 | -80 | -1,284 | -2,580 | -2,792 |
| Balance | 55 | 1,937 | -1,905 | 20,864 | 22,745 | 22,801 |
| Loans to International Monetary Fund | | | | | | |
| Other cash and monetary assets | -43,299 | -26,513 | 7,634 | 49,834 | 66,620 | 23,321 |
| Total cash and monetary assets | -63,788 | -77,795 | -29,809 | 141,093 | 127,087 | 63,299 |
| Non-federal securities of the National railroad retirement investment trust | (* *) | 17,748 | | 1,500 | 19,248 | 19,248 |
| Net Activity, Guaranteed Loan Financing | -745 | 3,456 | -492 | -16,293 | -12,092 | -12,837 |
| Net Activity, Direct Loan Financing | -988 | -3,108 | 5,349 | 139,306 | 137,187 | 136,198 |
| Miscellaneous asset accounts | 2,10,215 | -1,786 | -2,701 | 376 | 8,805 | -1,410 |
| Total asset accounts | -75,737 | -61,485 | -27,653 | 265,983 | 280,235 | 204,498 |
| Excess of liabilities (+) or assets (-) | +90,454 | +291,816 | +148,794 | +3,328,804 | +3,530,166 | +3,620,620 |
| Transactions not applied to current year's surplus or deficit (see Schedule A for Details) | -1 | 244 | -3,412 | | 244 | 244 |
| Total budget and off-budget federal entities (financing of deficit (+) or disposition of surplus (-)) | +90,453 | +292,059 | +145,382 | +3,328,804 | +3,530,410 | +3,620,864 |

¹Major sources of information used to determine Treasury's operating cash balance include Federal Reserve Banks, the Treasury Regional Finance Centers, the Internal Revenue Service Centers, the Bureau of the Public Debt and various electronic systems. Deposits are reflected as received and withdrawals are reflected as processed.

²Due to agency system problems, reporting for the International Monetary Fund has been estimated for May 2003.

... No Transactions.

(* *) Less than \$500,000.

Note: Details may not add to totals due to rounding.

Table 6. Schedule A—Analysis of Change in Excess of Liabilities of the U.S. Government, May 2003 and Other Periods

| Classification | [\$ millions] | | |
|--|------------------|---------------------|------------------|
| | This Month | Fiscal Year to Date | |
| | | This Year | Prior Year |
| Excess of liabilities beginning of period: | | | |
| Based on composition of unified budget in preceding period | 3,530,166 | 3,330,364 | 3,167,986 |
| Adjustments during current fiscal year for changes in composition of unified budget: | | | |
| Revisions by federal agencies to the prior budget results | | -1,560 | 226 |
| Excess of liabilities beginning of period (current basis) | 3,530,166 | 3,328,804 | 3,168,212 |
| Budget surplus (-) or deficit: | | | |
| Based on composition of unified budget in prior fiscal year | 90,453 | 292,059 | 145,382 |
| Changes in composition of unified budget | | | |
| Total surplus (-) or deficit (Table 2) | 90,453 | 292,059 | 145,382 |
| Total-on-budget (Table 2) | 94,968 | 394,807 | 248,421 |
| Total-off-budget (Table 2) | -4,515 | -102,748 | -103,039 |
| Transactions not applied to current year's surplus or deficit: | | | |
| Seigniorage | | -287 | -385 |
| Premium/Discount on buyback of U.S. Treasury securities | | | 3,800 |
| Profit on sale of gold | | | -3 |
| Reclassification of aged unreconciled accounts | 1 | 43 | 1 |
| Total-transactions not applied to current year's surplus or deficit | 1 | -244 | 3,412 |
| Excess of liabilities close of period | 3,620,620 | 3,620,620 | 3,317,006 |

Table 6. Schedule B—Securities Issued by Federal Agencies Under Special Financing Authorities, May 2003 and Other Periods

| Classification | [\$ millions] | | | | | |
|---|---------------|--|-------------|--------------------------------------|---------------|---------------------|
| | This Month | Net Transactions (-) denotes net reduction of liability accounts | | Account Balances Current Fiscal Year | | |
| | | Fiscal Year to Date | | Beginning of | | Close of This month |
| This Year | Prior Year | This Year | This Month | | | |
| Agency securities, issued under special financing authorities: | | | | | | |
| Obligations guaranteed by the United States, issued by: | | | | | | |
| Department of Housing and Urban Development: | | | | | | |
| Federal Housing Administration | 22 | -80 | -29 | 298 | 195 | 218 |
| Obligations not guaranteed by the United States, issued by: | | | | | | |
| Legislative Branch: | | | | | | |
| Architect of the Capitol | 1 | 1 | 1 | 168 | 168 | 170 |
| Independent agencies: | | | | | | |
| Farm Credit System Financial Assistance Corporation | | | | 775 | 775 | 775 |
| Federal Communications Commission | -55 | -55 | | 114 | 114 | 60 |
| National Archives and Records Administration | | -4 | -3 | 258 | 255 | 255 |
| Tennessee Valley Authority | 81 | -540 | -529 | 25,557 | 24,936 | 25,017 |
| Total agency securities | 50 | -677 | -561 | 27,170 | 26,444 | 26,494 |

... No Transactions.

Note: Details may not add to totals due to rounding.

Table 6. Schedule C (Memorandum)—Federal Agency Borrowing Financed Through the Issue of Treasury Securities, May 2003 and Other Periods

[\$ millions]

| Classification | Transactions | | | Account Balances Current Fiscal Year | | |
|---|--------------|---------------------|------------|---|------------|------------------------|
| | This Month | Fiscal Year to Date | | Beginning of | | Close of This month |
| | | This Year | Prior Year | This Year | This Month | |
| Borrowing from the Treasury: | | | | | | |
| Department of Agriculture: | | | | | | |
| Farm Service Agency: | | | | | | |
| Commodity Credit Corporation | 554 | -2,378 | -3,047 | 19,234 | 16,302 | 16,856 |
| Agricultural credit insurance fund | | | 1,055 | 5,550 | 5,550 | 5,550 |
| Farm storage facility loans | | -2 | 100 | 261 | 259 | 259 |
| Apple loans fund | | | | 20 | 20 | 20 |
| Emergency boll weevil loan fund | | | | 4 | 4 | 4 |
| Natural Resources Conservation Service | | | | 5 | 5 | 5 |
| Rural Housing Service: | | | | | | |
| Rural housing insurance | | 813 | 1,015 | 9,708 | 10,520 | 10,520 |
| Rural community facility loans fund | | 207 | 233 | 1,072 | 1,279 | 1,279 |
| Rural Business – Cooperative Service: | | | | | | |
| Rural business and industry loans | | | 27 | 140 | 140 | 140 |
| Rural development loan fund | | 20 | 20 | 201 | 221 | 221 |
| Rural economic development loan fund | | 11 | 11 | 76 | 87 | 87 |
| Rural Utilities Service: | | | | | | |
| Rural water and waste disposal fund | | 531 | 235 | 4,374 | 4,905 | 4,905 |
| Rural communication development fund | | | | 25 | 25 | 25 |
| Rural electrification and telecommunications fund | | -72 | 584 | 11,070 | 10,998 | 10,998 |
| Rural telephone bank | | | 69 | 323 | 323 | 323 |
| Distance learning and telemedicine program | | 23 | 47 | 49 | 72 | 72 |
| Rural Development insurance fund | | -230 | -160 | 471 | 241 | 241 |
| Foreign Agricultural Service | | -151 | -81 | 906 | 754 | 754 |
| Department of Commerce: | | | | | | |
| Departmental Management: | | | | | | |
| Emergency steel guaranteed loan fund | | | 79 | 79 | 79 | 79 |
| National Oceanic and Atmospheric Administration: | | | | | | |
| Fisheries finance | | 24 | 11 | 170 | 194 | 194 |
| Fishing vessel obligations | | | -1 | 13 | 13 | 13 |
| Department of Defense – Military: | | | | | | |
| Family Housing improvement loans | | 9 | 32 | 44 | 53 | 53 |
| Department of Education: | | | | | | |
| College housing and academic facilities loans | | -3 | -2 | 215 | 211 | 211 |
| Federal direct student loans | | 8,947 | 14,961 | 89,498 | 98,445 | 98,445 |
| Department of Energy: | | | | | | |
| Bonneville Power Administration fund | | 135 | 140 | 2,770 | 2,905 | 2,905 |
| Department of Homeland Security: | | | | | | |
| National flood insurance fund | | -10 | -190 | 10 | | |
| Disaster assistance loan fund | | | -1 | 4 | 4 | 4 |
| Department of Housing and Urban Development: | | | | | | |
| Public and Indian Housing Programs: | | | | | | |
| Low-rent public housing – loans and other expenses | | 25 | 25 | | 25 | 25 |
| Housing Programs: | | | | | | |
| Federal Housing Administration | 800 | 1,800 | 500 | 7,553 | 8,553 | 9,353 |
| Housing for the elderly and handicapped | | | | 2,640 | 2,640 | 2,640 |
| Department of the Interior: | | | | | | |
| Helium fund | | | | 252 | 252 | 252 |
| Bureau of Reclamation loan fund | | (*) | 8 | 97 | 97 | 97 |
| Bureau of Indian Affairs | | | | 25 | 25 | 25 |
| Assistance to American Samoa loan fund | | 3 | 2 | 12 | 15 | 15 |
| Department of Justice: | | | | | | |
| Federal Prison Industries, Incorporated | | | | 20 | 20 | 20 |
| Department of State: | | | | | | |
| Repatriation loans | | (*) | | (*) | (*) | (*) |
| Department of Transportation: | | | | | | |
| Federal Aviation Administration: | | | | | | |
| Aircraft purchase loan guarantee program | | | | (*) | (*) | (*) |
| Federal Highway Administration: | | | | | | |
| Transportation infrastructure finance and innovation fund | 8 | 35 | 46 | 354 | 381 | 389 |
| Federal Railroad Administration: | | | | | | |
| Alameda corridor project | | | 28 | 513 | 513 | 513 |
| Railroad rehabilitation and improvement loan fund | (*) | 6 | | 104 | 110 | 110 |
| Other | | | | (*) | (*) | (*) |
| Maritime Administration: | | | | | | |
| Ocean freight differential | | 73 | | | 73 | 73 |
| Maritime guaranteed loan (Title XI) fund | | | 146 | 29 | 29 | 29 |
| Department of Treasury: | | | | | | |
| Departmental Offices: | | | | | | |
| Community development financial institutions fund | 1 | 8 | 5 | 25 | 32 | 33 |
| Federal Financing Bank revolving fund | 573 | -3,739 | -5,639 | 24,693 | 20,381 | 20,954 |

Table 6. Schedule C (Memorandum)—Federal Agency Borrowing Financed Through the Issue of Treasury Securities, May 2003 and Other Periods—Continued

[\$ millions]

| Classification | Transactions | | | Account Balances Current Fiscal Year | | |
|---|--------------|---------------------|---------------|---|----------------|------------------------|
| | This Month | Fiscal Year to Date | | Beginning of | | Close of This month |
| | | This Year | Prior Year | This Year | This Month | |
| Borrowing from the Treasury:—Continued | | | | | | |
| Department of Veterans Affairs: | | | | | | |
| Veterans housing benefit program fund | 75 | 2,797 | 3,003 | 3,078 | 3,078 | |
| Native American veteran housing fund | 5 | 5 | 21 | 27 | 27 | |
| Vocational rehabilitation loan fund | 3 | 2 | 1 | 5 | 5 | |
| Corps of Engineers: | | | | | | |
| Washington aqueduct | -8 | -6 | 24 | 17 | 17 | |
| Environmental Protection Agency: | | | | | | |
| Abatement, control, and compliance loan program | (* *) | -5 | 24 | 24 | 24 | |
| General Services Administration: | | | | | | |
| Land acquisition and development fund | | | (* *) | (* *) | (* *) | |
| International Assistance Program: | | | | | | |
| International Security Assistance: | | | | | | |
| Foreign military loan program | 601 | 243 | 1,317 | 1,918 | 1,918 | |
| Military debt reduction | 30 | | 2 | 31 | 31 | |
| Agency for International Development: | | | | | | |
| International debt reduction | | | 16 | 16 | 16 | |
| Microenterprise and small enterprise development | | | 1 | 1 | 1 | |
| Overseas Private Investment Corporation | 6 | 30 | 132 | 155 | 161 | |
| Small Business Administration: | | | | | | |
| Business loan fund | 177 | 11 | 1,294 | 1,471 | 1,471 | |
| Disaster loan fund | -3,745 | 555 | 9,742 | 5,997 | 5,997 | |
| Independent agencies: | | | | | | |
| Export-Import Bank of the United States | 543 | -860 | 6,657 | 7,201 | 7,201 | |
| Federal Communications Commission: | | | | | | |
| Spectrum auction loan fund | 25 | 25 | 5,771 | 5,771 | 5,796 | |
| Presidio trust fund | | | 50 | 50 | 50 | |
| Railroad Retirement Board: | | | | | | |
| Social Security equivalent benefit account | 257 | 2,140 | 2,064 | 4,754 | 5,011 | |
| Smithsonian Institution: | | | | | | |
| John F. Kennedy Center parking facilities | | | 20 | 20 | 20 | |
| Tennessee Valley Authority | 150 | | | 150 | 150 | |
| Total agency borrowing from the Treasury financed through Treasury securities issued | 2,223 | 6,111 | 15,118 | 213,555 | 217,442 | 219,665 |
| Borrowing from the Federal Financing Bank: | | | | | | |
| Department of Agriculture: | | | | | | |
| Rural Housing Service: | | | | | | |
| Rural housing insurance fund | -375 | -540 | 2,905 | 2,530 | 2,530 | |
| Rural Utilities Service: | | | | | | |
| Rural electrification and telecommunications fund | 590 | 1,325 | 585 | 18,329 | 19,064 | 19,654 |
| Rural development insurance fund | | | -995 | 950 | 950 | 950 |
| Department of Defense – Military: | | | | | | |
| Department of the Navy | | | 1,624 | 1,624 | 1,624 | |
| Defense agencies | -75 | -100 | -844 | -919 | -919 | |
| Department of Education: | | | | | | |
| Historically Black college and university capital financing fund | (* *) | 8 | 26 | 69 | 76 | 76 |
| Department of Health and Human Services: | | | | | | |
| Health maintenance organization loan and loan guarantee fund | | | (* *) | (* *) | (* *) | |
| Department of Housing and Urban Development: | | | | | | |
| Low-rent housing – loans and other expenses | -74 | -71 | 1,207 | 1,133 | 1,133 | |
| Community development grants | (* *) | -1 | 5 | 3 | 3 | |
| Department of the Interior: | | | | | | |
| Assistance to territories | -1 | -1 | 11 | 10 | 10 | |
| Department of Transportation: | | | | | | |
| Railroad rehabilitation and improvement loan fund | (* *) | (* *) | 3 | 3 | 3 | |
| General Services Administration: | | | | | | |
| Federal buildings fund | -1 | -37 | -35 | 2,206 | 2,170 | 2,169 |
| International Assistance Program: | | | | | | |
| Foreign military financing program | -13 | -132 | -133 | 1,923 | 1,803 | 1,790 |
| Small Business Administration: | | | | | | |
| Business loan fund | -2 | -17 | -21 | 102 | 87 | 85 |
| Independent agencies: | | | | | | |
| Postal Service | -3,841 | -4,363 | 11,114 | 7,273 | 7,273 | |
| Total borrowing from the Federal Financing Bank | 575 | -3,221 | -5,650 | 39,605 | 35,808 | 36,383 |

Note: This table includes lending by the Federal Financing Bank accomplished by the purchase of agency financial assets, by the acquisition of agency debt securities, and by direct loans on behalf of an agency. The Federal Financing Bank borrows from Treasury and issues its own securities and in turn may loan these funds to agencies in lieu of agencies borrowing directly through Treasury or issuing their own securities.

... No Transactions.

(* *) Less than \$500,000.

Note: Details may not add to totals due to rounding.

Table 6. Schedule D—Investments of Federal Government Accounts in Federal Securities, May 2003 and Other Periods

[\$ millions]

| Classification | Net Purchases or Sales (-) | | | Securities Held as Investments Current Fiscal Year | | |
|---|----------------------------|---------------------|--------------|---|----------------|------------------------|
| | This Month | Fiscal Year to Date | | Beginning of | | Close of This month |
| | | This Year | Prior Year | This Year | This Month | |
| Federal funds: | | | | | | |
| Department of Agriculture | 21 | 15 | 21 | 55 | 49 | 71 |
| Department of Commerce | (* *) | 3 | 2 | | 3 | 3 |
| Department of Defense-Military: | | | | | | |
| Defense cooperation account | -13 | -13 | 7 | 13 | 13 | |
| Department of Energy | 67 | 2,536 | 1,003 | 26,408 | 28,877 | 28,944 |
| Department of Homeland Security | 254 | 254 | | | | 254 |
| Department of Housing and Urban Development: | | | | | | |
| Housing Programs: | | | | | | |
| Federal Housing Administration fund | 452 | 4,035 | 3,467 | 21,251 | 24,834 | 25,286 |
| Government National Mortgage Association: | | | | | | |
| Guarantees of mortgage-backed securities | 44 | 201 | 252 | 6,958 | 7,115 | 7,159 |
| Other | -245 | | 242 | | 245 | |
| Department of the Interior | 141 | 122 | 188 | 3,990 | 3,971 | 4,112 |
| Department of Labor | -39 | 81 | 972 | 12,911 | 13,030 | 12,992 |
| Department of Transportation | 49 | 83 | 51 | 123 | 158 | 207 |
| Department of the Treasury | 13 | 886 | -327 | 10,007 | 10,880 | 10,894 |
| Department of Veterans Affairs: | | | | | | |
| Canteen service revolving fund | 2 | 5 | 1 | 29 | 33 | 34 |
| Veterans reopened insurance fund | -4 | -16 | -14 | 475 | 463 | 460 |
| Servicemen's group life insurance fund | | (* *) | (* *) | 6 | 7 | 7 |
| Other Defense Civil Programs: | | | | | | |
| Uniformed services retiree health care fund | 433 | 16,983 | | | 16,550 | 16,983 |
| Independent agencies: | | | | | | |
| Federal Deposit Insurance Corporation: | | | | | | |
| Bank insurance fund | 419 | 44 | -943 | 30,542 | 30,167 | 30,586 |
| Savings association insurance fund | 115 | 313 | 237 | 11,153 | 11,352 | 11,466 |
| FSLIC resolution fund | 8 | 144 | 128 | 2,800 | 2,936 | 2,944 |
| National Credit Union Administration | 42 | 542 | 590 | 5,185 | 5,684 | 5,726 |
| Postal Service | 470 | 2,133 | -503 | 1,430 | 3,092 | 3,562 |
| Other | 33 | 201 | 200 | 5,172 | 5,339 | 5,373 |
| Other | 26 | 374 | 164 | 4,882 | 5,231 | 5,257 |
| Total Treasury securities | 2,288 | 28,928 | 5,737 | 143,390 | 170,030 | 172,318 |
| Total Federal funds | 2,288 | 28,928 | 5,737 | 143,390 | 170,030 | 172,318 |
| Trust funds: | | | | | | |
| Legislative Branch: | | | | | | |
| Library of Congress | 2 | 2 | 16 | 58 | 57 | 60 |
| United States Tax Court | (* *) | (* *) | (* *) | 7 | 8 | 7 |
| Other | (* *) | 7 | 24 | 71 | 78 | 78 |
| Judicial Branch: | | | | | | |
| Judicial retirement funds | 4 | 29 | 38 | 582 | 607 | 611 |
| Department of Agriculture | 13 | 3 | 26 | 39 | 29 | 42 |
| Department of Defense-Military: | | | | | | |
| Voluntary separation incentive fund | -5 | 52 | 43 | 782 | 840 | 835 |
| Other | 5 | -5 | -6 | 53 | 42 | 47 |

Table 6. Schedule D—Investments of Federal Government Accounts in Federal Securities, May 2003 and Other Periods—Continued

| Classification | [\$ millions] | | | | | |
|--|----------------------------|---------------------|----------------|--|------------------|---------------------|
| | Net Purchases or Sales (-) | | | Securities Held as Investments Current Fiscal Year | | |
| | This Month | Fiscal Year to Date | | Beginning of | | Close of This month |
| This Year | | Prior Year | This Year | This Month | | |
| Trust Funds—Continued | | | | | | |
| Department of Health and Human Services: | | | | | | |
| Federal hospital insurance trust fund | -3,025 | 12,939 | 20,591 | 228,906 | 244,870 | 241,845 |
| Federal supplementary medical insurance trust fund | -2,404 | -8,752 | -2,476 | 38,804 | 32,456 | 30,052 |
| Other | 6 | 63 | 51 | 1,879 | 1,936 | 1,942 |
| Department of Homeland Security | -40 | -67 | -71 | 2,375 | 2,349 | 2,308 |
| Department of the Interior | -23 | 9 | 28 | 29 | 62 | 38 |
| Department of Justice | -63 | | -21 | | 63 | |
| Department of Labor: | | | | | | |
| Unemployment trust fund | 9,229 | -12,449 | -10,248 | 68,265 | 46,587 | 55,816 |
| Other | -8 | -24 | -18 | 69 | 53 | 45 |
| Department of State: | | | | | | |
| Foreign Service retirement and disability fund | -31 | 234 | 272 | 11,734 | 11,999 | 11,968 |
| Other | | -1 | 1 | 16 | 16 | 16 |
| Department of Transportation: | | | | | | |
| Airport and airway trust fund | 168 | 620 | -318 | 10,997 | 11,450 | 11,617 |
| Highway trust fund | -268 | -2,699 | -3,461 | 18,840 | 16,409 | 16,141 |
| Other | | | | (*) | (*) | (*) |
| Department of Treasury | -27 | -39 | -42 | 401 | 390 | 363 |
| Department of Veterans Affairs: | | | | | | |
| General post fund, national homes | 7 | 15 | 2 | 47 | 56 | 62 |
| National service life insurance | -76 | -259 | -245 | 11,465 | 11,281 | 11,206 |
| United States government life insurance fund | -1 | -4 | -5 | 62 | 58 | 57 |
| Veterans special life insurance fund | -8 | 9 | 11 | 1,807 | 1,824 | 1,816 |
| Corps of Engineers | 15 | 60 | -101 | 2,252 | 2,298 | 2,312 |
| Other Defense Civil Programs: | | | | | | |
| Military retirement fund | 2,733 | 14,854 | 12,857 | 162,396 | 174,517 | 177,250 |
| Other | (*) | 2 | -1 | 1,124 | 1,127 | 1,127 |
| Environmental Protection Agency | 42 | -345 | 207 | 5,127 | 4,740 | 4,782 |
| National Aeronautics and Space Administration | | (*) | (*) | 14 | 14 | 14 |
| Office of Personnel Management: | | | | | | |
| Civil service retirement and disability fund: | | | | | | |
| Treasury securities | 10,919 | -2,713 | -6,180 | 573,713 | 560,082 | 571,000 |
| Employees life insurance fund | 338 | 1,105 | 1,533 | 25,350 | 26,116 | 26,454 |
| Employees and retired employees health benefits fund | 274 | 1,131 | 810 | 7,554 | 8,411 | 8,685 |
| Social Security Administration: | | | | | | |
| Federal old-age and survivors insurance trust fund | 4,187 | 86,636 | 85,877 | 1,173,759 | 1,256,208 | 1,260,395 |
| Federal disability insurance trust fund | -117 | 9,900 | 12,544 | 155,287 | 165,303 | 165,187 |
| Independent agencies: | | | | | | |
| Harry S. Truman Memorial Scholarship trust fund | | | | 55 | 55 | 55 |
| Japan-United States Friendship Commission | 6 | -1 | -1 | 40 | 33 | 39 |
| Railroad Retirement Board: | | | | | | |
| Treasury securities | -134 | -22,634 | 115 | 25,260 | 2,759 | 2,625 |
| Other | -27 | -197 | -242 | 3,036 | 2,866 | 2,839 |
| Total Treasury securities | 21,690 | 77,480 | 111,611 | 2,532,258 | 2,588,047 | 2,609,738 |
| Total trust funds | 21,690 | 77,480 | 111,611 | 2,532,258 | 2,588,047 | 2,609,738 |
| Grand total | 23,979 | 106,408 | 117,347 | 2,675,648 | 2,758,077 | 2,782,056 |

... No Transactions.
 (*) Less than \$500,000.

Note: Investments are in public debt securities unless otherwise noted.
 Note: Details may not add to totals due to rounding.

Table 6. Schedule E—Net Activity, Guaranteed and Direct Loan Financing, May 2003 and Other Periods

[\$ millions]

| Classification | Net Transactions (-) denotes net reduction of asset accounts | | | Account Balances Current Fiscal Year | | |
|---|--|---------------------|-------------|---|----------------|------------------------|
| | This Month | Fiscal Year to Date | | Beginning of | | Close of This month |
| | | This Year | Prior Year | This Year | This Month | |
| Guaranteed Loan Financing Activity: | | | | | | |
| Department of Agriculture: | | | | | | |
| Farm Service Agency: | | | | | | |
| Commodity Credit Corporation export fund | -28 | -109 | -204 | 626 | 545 | 517 |
| Agricultural credit insurance fund | -1 | -11 | -78 | -598 | -607 | -608 |
| Rural Housing Service: | | | | | | |
| Rural community facility loans | (* *) | -2 | 5 | 7 | 5 | 5 |
| Rural housing insurance fund | 1 | 20 | -1 | -319 | -299 | -299 |
| Rural Business-Cooperative Service: | | | | | | |
| Rural business and industry loans | 3 | 39 | 44 | -31 | 4 | 8 |
| Rural Utilities Service: | | | | | | |
| Rural water and waste disposal fund | (* *) | (* *) | (* *) | -24 | -24 | -24 |
| Department of Commerce: | | | | | | |
| General Administration: | | | | | | |
| Emergency oil, gas, and steel account | -54 | -55 | 73 | 72 | 71 | 17 |
| National Oceanic and Atmospheric Administration: | | | | | | |
| Fishing vessel obligations | (* *) | -6 | (* *) | 12 | 6 | 6 |
| Department of Defense-Military | | 2 | -4 | -19 | -17 | -17 |
| Department of Education: | | | | | | |
| Office of Student Financial Assistance: | | | | | | |
| Federal family education loans | -1,355 | -141 | -1,613 | -8,687 | -7,473 | -8,828 |
| Department of Health and Human Services: | | | | | | |
| Health Resources and Services Administration: | | | | | | |
| Health center loans | | (* *) | (* *) | -1 | -1 | -1 |
| Health education assistance loans | 2 | 15 | 12 | -349 | -336 | -333 |
| Department of Housing and Urban Development: | | | | | | |
| Public and Indian Housing Programs: | | | | | | |
| Indian housing loans | (* *) | (* *) | -1 | -12 | -12 | -12 |
| Community Planning and Development: | | | | | | |
| Community development loans | (* *) | -1 | -1 | -38 | -38 | -39 |
| Housing Programs: | | | | | | |
| FHA-Mutual mortgage insurance loans | 289 | 2,404 | 1,382 | 4,633 | 6,748 | 7,037 |
| FHA-General and special risk fund | 18 | -111 | 277 | -119 | -249 | -230 |
| Government National Mortgage Association: | | | | | | |
| Guarantees of mortgaged-backed securities | -37 | -301 | -282 | -807 | -1,072 | -1,109 |
| Department of the Interior: | | | | | | |
| Bureau of Indian Affairs | (* *) | -3 | -1 | -47 | -50 | -50 |
| Department of Transportation: | | | | | | |
| Office of the Secretary: | | | | | | |
| Minority business resource center fund | | (* *) | | (* *) | (* *) | (* *) |
| Federal Highway Administration: | | | | | | |
| Transportation infrastructure finance and innovation fund | | | (* *) | (* *) | (* *) | (* *) |
| Maritime Administration: | | | | | | |
| Maritime guaranteed loan (Title XI) fund | 8 | -39 | 314 | -196 | -244 | -236 |
| Department of the Treasury: | | | | | | |
| Departmental Offices: | | | | | | |
| Air transportation stabilization fund | | -186 | | -197 | -383 | -383 |
| Department of Veterans Affairs: | | | | | | |
| Veterans Benefits Administration: | | | | | | |
| Veterans housing benefit program fund | 219 | -214 | -43 | -5,094 | -5,527 | -5,308 |
| International Assistance Program: | | | | | | |
| Agency for International Development: | | | | | | |
| Loan guarantees to Israel | | | | -665 | -665 | -665 |
| Urban and environmental credit guaranteed loans | (* *) | 4 | 2 | -74 | -70 | -70 |
| Microenterprise and small enterprise development | (* *) | 2 | (* *) | -1 | 1 | 1 |
| Development credit authority loan fund | | (* *) | (* *) | -1 | -1 | -1 |
| Overseas Private Investment Corporation | -9 | -38 | -4 | -465 | -494 | -503 |
| Small Business Administration: | | | | | | |
| Business loan fund | 240 | 118 | -199 | 597 | 476 | 716 |
| Independent agencies: | | | | | | |
| Export-Import Bank of the United States | -40 | 2,069 | -169 | -4,496 | -2,387 | -2,427 |
| Net Activity, Guaranteed Loan Financing | -745 | 3,456 | -492 | -16,293 | -12,092 | -12,837 |
| Direct Loan Financing Activity: | | | | | | |
| Department of Agriculture: | | | | | | |
| Farm Service Agency: | | | | | | |
| Agricultural credit insurance fund | 63 | -167 | -1,351 | 2,943 | 2,713 | 2,776 |
| Farm storage facility loans | -1 | 1 | 60 | 143 | 145 | 144 |
| Apple loans fund | -1 | -3 | 1 | 10 | 7 | 7 |
| Emergency boll weevil loan fund | | (* *) | (* *) | 4 | 4 | 4 |
| Natural Resources Conservation Service: | | | | | | |
| Agricultural resource conservation demonstration program | | 1 | -1 | -1 | (* *) | (* *) |
| Rural Housing Service: | | | | | | |
| Rural community facility loans fund | 14 | 51 | 57 | 823 | 860 | 874 |
| Rural housing insurance fund | -56 | -394 | -136 | 9,414 | 9,076 | 9,020 |
| Rural Business-Cooperative Service: | | | | | | |
| Rural business and industry loan fund | -1 | -7 | 26 | 84 | 78 | 77 |
| Rural development loan fund | (* *) | -2 | 3 | 187 | 184 | 185 |
| Rural economic development loan fund | (* *) | -4 | -2 | 64 | 60 | 60 |

Table 6. Schedule E—Net Activity, Guaranteed and Direct Loan Financing, May 2003 and Other Periods—Continued

[\$ millions]

| Classification | Net Transactions (-) denotes net reduction of asset accounts | | | Account Balances Current Fiscal Year | | |
|--|--|---------------------|--------------|---|----------------|------------------------|
| | This Month | Fiscal Year to Date | | Beginning of | | Close of This month |
| | | This Year | Prior Year | This Year | This Month | |
| Direct Loan Financing Activity:—Continued | | | | | | |
| Department of Agriculture:—Continued | | | | | | |
| Rural Utilities Service: | | | | | | |
| Rural water and waste disposal loans | -16 | 25 | 141 | 3,483 | 3,525 | 3,508 |
| Rural electrification and telecommunications fund | 615 | 2,046 | 1,185 | 10,785 | 12,215 | 12,830 |
| Rural telephone bank | (*) | -10 | 16 | 300 | 290 | 290 |
| Distance learning and telemedicine program | (*) | 30 | 24 | 42 | 72 | 73 |
| Rural development insurance fund | | | | 1,065 | 1,065 | 1,065 |
| Foreign Agricultural Service: | | | | | | |
| P.L. 480 direct loan fund | -1 | -69 | -106 | 454 | 386 | 385 |
| International debt reduction | -187 | -194 | 3 | 15 | 8 | -179 |
| P.L. 480, title 1, Food for progress credits | | -73 | -74 | 60 | -12 | -12 |
| Department of Commerce: | | | | | | |
| National Oceanic and Atmospheric Administration: | | | | | | |
| Fisheries finance | -2 | 2 | -11 | 156 | 160 | 158 |
| Department of Defense-Military | (*) | 9 | 16 | 42 | 52 | 51 |
| Department of Education: | | | | | | |
| Office of Postsecondary Education: | | | | | | |
| College housing and academic facilities loans | (*) | -2 | -1 | 23 | 21 | 20 |
| Historically Black college and university capital financing fund | (*) | 8 | 26 | 69 | 76 | 76 |
| Office of Student Financial Assistance: | | | | | | |
| Federal direct student loans | -529 | -3,705 | 5,134 | 88,528 | 85,353 | 84,823 |
| Department of Homeland Security: | | | | | | |
| Disaster assistance loan fund | | (*) | -2 | 1 | 1 | 1 |
| Department of Housing and Urban Development: | | | | | | |
| Housing Programs: | | | | | | |
| FHA-Mutual mortgage insurance loans | (*) | (*) | 1 | -3 | -3 | -3 |
| FHA-General and special risk fund | | | (*) | (*) | (*) | (*) |
| Department of the Interior: | | | | | | |
| Bureau of Reclamation | -2 | -3 | 12 | 88 | 86 | 84 |
| Bureau of Indian Affairs | (*) | -2 | -1 | 17 | 16 | 15 |
| Assistance to American Samoa loan fund | | -1 | 1 | 12 | 11 | 11 |
| Department of State: | | | | | | |
| Administration of Foreign Affairs: | | | | | | |
| Repatriation loans | (*) | (*) | (*) | -3 | -3 | -3 |
| Department of Transportation: | | | | | | |
| Office of the Secretary: | | | | | | |
| Minority business resource center | | | -2 | | | |
| Federal Highway Administration: | | | | | | |
| Transportation infrastructure finance and innovation fund | | 15 | 30 | 350 | 365 | 365 |
| Federal Railroad Administration: | | | | | | |
| Alameda corridor project | | -2 | | 513 | 511 | 511 |
| Railroad rehabilitation and improvement loan fund | (*) | 10 | (*) | 104 | 114 | 114 |
| Amtrak corridor improvement loans | | | | -1 | -1 | -1 |
| Department of the Treasury: | | | | | | |
| Departmental Offices: | | | | | | |
| Community development financial institutions fund | 1 | 6 | 4 | 24 | 30 | 31 |
| Financial Management Service | | | | (*) | (*) | (*) |
| Department of Veterans Affairs: | | | | | | |
| Veterans Benefits Administration: | | | | | | |
| Veterans housing benefit program fund | -190 | -226 | 962 | 2,679 | 2,643 | 2,453 |
| Native American veteran housing fund | 7 | 7 | 2 | 20 | 20 | 27 |
| Vocational rehabilitation loan fund | (*) | (*) | (*) | 1 | 1 | 1 |
| Environmental Protection Agency: | | | | | | |
| Abatement, control, and compliance loan program | -2 | -4 | -4 | 24 | 21 | 20 |
| General Services Administration: | | | | | | |
| Columbia Hospital for Women | | | -13 | | | |
| International Assistance Program: | | | | | | |
| International Security Assistance: | | | | | | |
| Foreign military loan program | 5 | 247 | -501 | 1,275 | 1,517 | 1,522 |
| Military debt reduction | (*) | -1 | 1 | 1 | (*) | (*) |
| Agency for International Development: | | | | | | |
| International debt reduction | | | -9 | -68 | -68 | -68 |
| Microenterprise and small enterprise development | | (*) | (*) | (*) | (*) | (*) |
| Overseas Private Investment Corporation | 5 | 17 | 42 | 93 | 105 | 110 |
| Small Business Administration: | | | | | | |
| Business loan fund | -4 | -9 | 20 | 111 | 106 | 102 |
| Disaster loan fund | -48 | -643 | 763 | 4,071 | 3,476 | 3,428 |
| Independent agencies: | | | | | | |
| Export-Import Bank of the United States | -152 | 507 | -643 | 5,555 | 6,214 | 6,061 |
| Federal Communications Commission: | | | | | | |
| Spectrum auction loan fund | -508 | -569 | -322 | 5,749 | 5,688 | 5,180 |
| Net Activity, Direct Loan Financing | -988 | -3,108 | 5,349 | 139,306 | 137,187 | 136,198 |

Note: Federal credit programs provide benefits to the public in the form of direct loans and loan guarantees. This table reflects cash transactions and balances of the nonbudgetary financing fund accounts that result from the disbursement of loans, collection of fees, repayment of principle, sale of collateral, interest, and subsidy received from the credit program accounts at net present value in accordance with the *Credit Reform Act of 1990*. Unreimbursed costs such as

administrative expenses and subsidy payments are reported on a cash basis and included within each program's budgetary totals in Table 5.

... No Transactions.

(*) Less than \$500,000.

Note: Details may not add to totals due to rounding.

Table 7. Receipts and Outlays of the U.S. Government by Month, Fiscal Year 2003—Continued
 [\$ millions]

| Classification | Oct. | Nov. | Dec. | Jan. | Feb. | March | April | May | June | July | Aug. | Sept. | Fiscal Year To Date | Comparable Period Prior F.Y. |
|--|----------------|----------------|----------------|----------------|----------------|----------------|----------------|----------------|------|------|------|-------|---------------------|------------------------------|
| Outlays—Continued | | | | | | | | | | | | | | |
| National service life | 80 | 70 | 70 | 90 | 78 | 102 | 87 | 82 | | | | | 659 | 650 |
| United States Government Life | 1 | 1 | 1 | 1 | 1 | 1 | 1 | 1 | | | | | 6 | 7 |
| Other | 2,117 | 2,146 | 2,121 | 2,546 | 2,174 | 2,582 | 2,537 | 2,339 | | | | | 18,561 | 15,610 |
| Corps of Engineers | 580 | 436 | 396 | 385 | 382 | 351 | 341 | 426 | | | | | 3,295 | 3,255 |
| Other Defense Civil Programs | 3,461 | 3,112 | 3,222 | 3,534 | 3,208 | 3,566 | 3,226 | 3,253 | | | | | 26,581 | 23,442 |
| Environmental protection | 643 | 604 | 627 | 683 | 587 | 706 | 749 | 638 | | | | | 5,238 | 4,820 |
| Executive Office of the President | 26 | 25 | 23 | 38 | 22 | 26 | 29 | 25 | | | | | 214 | 340 |
| General Services Administration | 45 | 32 | 60 | -43 | -348 | 304 | 301 | -4 | | | | | 348 | 213 |
| International Assistance Program: | | | | | | | | | | | | | | |
| International Security Assistance | 308 | 721 | 1,117 | 601 | 1,282 | 1,208 | 610 | 2,009 | | | | | 7,855 | 7,011 |
| Multilateral Assistance | 310 | 4 | 2 | 324 | 32 | 39 | 364 | 246 | | | | | 1,321 | 1,424 |
| International Development Assistance | 283 | 344 | 232 | 256 | 227 | 358 | 354 | 341 | | | | | 2,396 | 2,401 |
| Other | -4 | 223 | -746 | -163 | 32 | 219 | -279 | -69 | | | | | -786 | 549 |
| National Aeronautics and Space Administration | 1,130 | 1,067 | 1,207 | 1,137 | 1,030 | 1,249 | 1,323 | 1,175 | | | | | 9,318 | 9,394 |
| National Science Foundation | 387 | 366 | 333 | 338 | 331 | 339 | 362 | 369 | | | | | 2,826 | 2,540 |
| Office of Personnel Management | 4,721 | 4,310 | 4,553 | 4,507 | 4,203 | 4,549 | 4,777 | 4,168 | | | | | 35,786 | 34,597 |
| Small Business Administration | 91 | -359 | 456 | 58 | 85 | 32 | 925 | 71 | | | | | 1,359 | 600 |
| Social Security Administration: | | | | | | | | | | | | | | |
| Federal old-age and survivors ins. trust fund (off-budget) | 32,667 | 32,825 | 32,880 | 33,342 | 33,201 | 33,226 | 33,205 | 33,596 | | | | | 264,939 | 256,002 |
| Federal disability ins. trust fund (off-budget) | 5,569 | 5,807 | 5,807 | 5,830 | 5,870 | 6,050 | 6,092 | 6,130 | | | | | 47,153 | 43,431 |
| Other | 2,665 | 5,319 | 2,927 | 2,743 | 2,776 | 58 | 2,851 | 5,496 | | | | | 24,836 | 24,337 |
| Independent agencies: | | | | | | | | | | | | | | |
| Fed. Deposit Ins. Corp: | | | | | | | | | | | | | | |
| Bank insurance fund | 20 | -395 | -1 | -127 | 607 | 184 | 76 | -419 | | | | | -54 | 932 |
| Savings association insurance fund | 1 | -114 | -3 | -45 | -83 | -5 | 49 | -115 | | | | | -315 | -238 |
| FSLIC resolution fund: | | | | | | | | | | | | | | |
| RTC closeout | -7 | -182 | -12 | 392 | -9 | -15 | 43 | -7 | | | | | 205 | 34 |
| Other | -57 | -2 | -38 | -4 | -10 | -2 | -23 | -8 | | | | | -144 | -106 |
| Office of Inspector General | | | | | | | 13 | | | | | | 13 | 15 |
| Postal Service: | | | | | | | | | | | | | | |
| Public enterprise funds (off-budget) | -1,744 | -590 | -1,668 | 171 | -504 | -321 | -948 | -471 | | | | | -6,075 | -4,178 |
| Payments to the Postal Service fund | 59 | | 10 | | | | 7 | | | | | | 77 | 771 |
| Tennessee Valley Authority | -392 | 108 | 345 | -344 | -311 | 439 | -440 | 84 | | | | | -511 | -496 |
| Other independent agencies | 1,976 | 2,016 | 1,752 | 1,799 | 1,491 | 1,798 | -1,681 | 2,019 | | | | | 11,171 | 12,842 |
| Undistributed offsetting receipts: | | | | | | | | | | | | | | |
| Employer share, employee retirement | -3,476 | -3,101 | -3,163 | -3,473 | -3,160 | -3,254 | -3,365 | -3,644 | | | | | -26,636 | -25,736 |
| Interest received by trust funds | -63 | -5,204 | -70,185 | 216 | -2,126 | -77 | -23 | -4,451 | | | | | -81,912 | -81,942 |
| Rents and royalties on outer continental shelf lands | -282 | -209 | -557 | -304 | -412 | -357 | -659 | -197 | | | | | -2,977 | -3,574 |
| Sale of major assets | | | | | | | | | | | | | | |
| Other | -605 | -604 | -686 | -652 | -750 | -688 | -689 | -693 | | | | | -5,366 | (* *) |
| Totals this year: | | | | | | | | | | | | | | |
| Total outlays | 178,549 | 179,135 | 178,426 | 176,786 | 185,826 | 179,082 | 180,131 | 193,886 | | | | | 1,451,822 | |
| (On-budget) | 146,520 | 141,939 | 182,834 | 142,064 | 148,114 | 140,980 | 145,495 | 155,562 | | | | | 1,203,508 | |
| (Off-budget) | 32,028 | 37,196 | -4,408 | 34,722 | 37,712 | 38,102 | 34,637 | 38,324 | | | | | 248,314 | |
| Total-surplus (+) or deficit (-) | -53,992 | -59,099 | 4,373 | 11,111 | -96,330 | -58,711 | +51,043 | -90,453 | | | | | -292,059 | |
| (On-budget) | -58,456 | -61,268 | -42,153 | -3,367 | -99,938 | -64,929 | 30,272 | -94,968 | | | | | -394,807 | |
| (Off-budget) | +4,464 | +2,170 | +46,525 | +14,478 | +3,608 | +6,217 | +20,771 | +4,515 | | | | | +102,748 | |
| Total borrowing from the public ... | 33,385 | 63,245 | 237 | -10,897 | 45,222 | 29,215 | -8,681 | 73,772 | | | | | 225,498 | 99,802 |
| <i>Total-outlays prior year</i> | <i>164,819</i> | <i>175,500</i> | <i>161,347</i> | <i>159,723</i> | <i>174,018</i> | <i>175,458</i> | <i>170,257</i> | <i>183,127</i> | | | | | <i>.....</i> | <i>1,364,248</i> |
| (On-budget) | <i>134,013</i> | <i>140,387</i> | <i>162,916</i> | <i>126,998</i> | <i>137,713</i> | <i>138,167</i> | <i>136,765</i> | <i>146,685</i> | | | | | <i>.....</i> | <i>1,123,645</i> |
| (Off-budget) | <i>30,806</i> | <i>35,113</i> | <i>-1,570</i> | <i>32,725</i> | <i>36,304</i> | <i>37,291</i> | <i>33,492</i> | <i>36,442</i> | | | | | <i>.....</i> | <i>240,603</i> |
| <i>Total-surplus (+) or deficit (-) prior year</i> | <i>-7,656</i> | <i>-54,267</i> | <i>+26,567</i> | <i>+43,729</i> | <i>-76,056</i> | <i>-64,238</i> | <i>+67,170</i> | <i>-80,631</i> | | | | | <i>.....</i> | <i>-145,382</i> |
| (On-budget) | <i>-12,010</i> | <i>-57,013</i> | <i>-11,975</i> | <i>+26,543</i> | <i>-80,626</i> | <i>-72,543</i> | <i>+45,664</i> | <i>-86,462</i> | | | | | <i>.....</i> | <i>-248,421</i> |
| (Off-budget) | <i>+4,354</i> | <i>+2,746</i> | <i>+38,542</i> | <i>+17,185</i> | <i>+4,571</i> | <i>+8,306</i> | <i>+21,505</i> | <i>+5,831</i> | | | | | <i>.....</i> | <i>+103,039</i> |

... No transactions.
 (* *) Less than \$500,000.
 Note: Details may not add to totals due to rounding.

Table 8. Trust Fund Impact on Budget Results and Investment Holdings as of May 31, 2003

[\$ millions]

| Classification | This Month | | | Fiscal Year to Date | | | Securities held as Investments Current Fiscal Year | | |
|--|----------------|----------------|----------------|---------------------|------------------|-----------------|---|------------------|------------------------|
| | Receipts | Outlays | Excess | Receipts | Outlays | Excess | Beginning of | | Close of This Month |
| | | | | | | | This Year | This Month | |
| Trust receipts, outlays, and investments held: | | | | | | | | | |
| Airport and airway | 772 | 598 | 174 | 5,388 | 6,329 | -941 | 10,997 | 11,450 | 11,617 |
| Black lung disability | 50 | 35 | 15 | 329 | 282 | 47 | | | |
| Federal disability insurance | 6,355 | 6,130 | 225 | 57,339 | 47,153 | 10,186 | 155,287 | 165,303 | 165,187 |
| Federal employees life and health | | -612 | 612 | | -2,208 | 2,208 | 32,904 | 34,527 | 35,139 |
| Federal employees retirement | 1,799 | 4,251 | -2,452 | 31,488 | 33,903 | -2,414 | 586,037 | 572,695 | 583,586 |
| Federal hospital insurance | 11,974 | 14,826 | -2,852 | 116,398 | 103,313 | 13,086 | 228,906 | 244,870 | 241,845 |
| Federal old-age and survivors insurance ... | 37,415 | 33,596 | 3,819 | 351,427 | 264,939 | 86,487 | 1,173,759 | 1,256,208 | 1,260,395 |
| Federal supplementary medical insurance .. | 9,287 | 11,745 | -2,457 | 74,322 | 83,116 | -8,794 | 38,804 | 32,456 | 30,052 |
| Hazardous substance superfund | 14 | 113 | -99 | 683 | 897 | -214 | 3,234 | 2,730 | 2,745 |
| Highways | 2,671 | 2,880 | -208 | 19,990 | 24,718 | -4,729 | 18,840 | 16,409 | 16,141 |
| Military advances | 673 | 768 | -96 | 6,618 | 6,974 | -356 | | | |
| Military retirement | 5,407 | 2,978 | 2,430 | 36,191 | 23,675 | 12,516 | 162,396 | 174,517 | 177,250 |
| Railroad retirement | 354 | 738 | -384 | 21,741 | 23,628 | -1,887 | 25,260 | 2,759 | 2,625 |
| Unemployment | 10,387 | 4,789 | 5,599 | 26,819 | 39,617 | -12,798 | 68,265 | 46,587 | 55,816 |
| Veterans life insurance | 15 | 104 | -89 | 515 | 771 | -256 | 13,334 | 13,164 | 13,079 |
| All other trust | 337 | 420 | -82 | 2,915 | 3,118 | -203 | 14,235 | 14,371 | 14,259 |
| Total trust fund receipts and outlays and investments held from Table 6-D | 87,510 | 83,357 | 4,153 | 752,163 | 660,225 | 91,938 | 2,532,258 | 2,588,047 | 2,609,738 |
| Less: Interfund transactions | 18,473 | 18,473 | | 244,019 | 244,019 | | | | |
| Trust fund receipts and outlays on the basis of Tables 4 & 5 | 69,037 | 64,884 | 4,153 | 508,143 | 416,206 | 91,938 | | | |
| Total Federal fund receipts and outlays | 34,419 | 129,025 | -94,607 | 651,823 | 1,035,820 | -383,997 | | | |
| Less: Interfund transactions | 23 | 23 | | 204 | 204 | | | | |
| Federal fund receipts and outlays on the basis of Table 4 & 5 | 34,395 | 129,002 | -94,607 | 651,619 | 1,035,616 | -383,997 | | | |
| Net budget receipts & outlays | 103,433 | 193,886 | -90,453 | 1,159,763 | 1,451,822 | -292,059 | | | |

Note: Interfund receipts and outlays are transactions between Federal funds and trust funds such as Federal payments and contributions, and interest and profits on investments in Federal securities. They have no net effect on overall budget receipts and outlays since the receipts side

of such transactions is offset against budget outlays. In this table, Interfund receipts are shown as an adjustment to arrive at total receipts and outlays of trust funds respectively.

Table 9. Summary of Receipts by Source, and Outlays by Function of the U.S. Government, May 2003 and Other Periods

[\$ millions]

| Classification | This Month | Fiscal Year To Date | Comparable Period Prior Fiscal Year |
|---|----------------|------------------------|--|
| NET RECEIPTS | | | |
| Individual income taxes | 24,051 | 517,817 | 562,514 |
| Corporation income taxes | 2,660 | 65,501 | 89,413 |
| Social insurance and retirement receipts: | | | |
| Employment and general retirement | 54,597 | 454,190 | 447,841 |
| Unemployment insurance | 10,313 | 24,177 | 21,191 |
| Other retirement | 412 | 3,106 | 3,100 |
| Excise taxes | 4,782 | 42,357 | 42,283 |
| Estate and gift taxes | 1,575 | 15,370 | 18,140 |
| Customs duties | 1,442 | 12,687 | 11,683 |
| Miscellaneous receipts | 3,601 | 24,560 | 22,701 |
| Total | 103,433 | 1,159,763 | 1,218,866 |
| NET OUTLAYS | | | |
| National defense | 37,588 | 263,977 | 230,062 |
| International affairs | 3,083 | 13,312 | 17,831 |
| General science, space, and technology | 1,850 | 14,357 | 14,044 |
| Energy | -25 | -1,113 | -797 |
| Natural resources and environment | 1,990 | 17,101 | 17,532 |
| Agriculture | 770 | 21,073 | 22,598 |
| Commerce and housing credit | -122 | -3,070 | -833 |
| Transportation | 7,635 | 39,889 | 38,770 |
| Community and regional development | 833 | 11,750 | 7,528 |
| Education, training, employment and social services | 7,257 | 55,925 | 47,979 |
| Health | 17,846 | 142,677 | 129,477 |
| Medicare | 24,208 | 167,720 | 155,058 |
| Income security | 29,456 | 242,693 | 223,833 |
| Social security | 39,710 | 312,049 | 299,795 |
| Veterans benefits and services | 6,999 | 39,920 | 35,146 |
| Administration of justice | 2,991 | 23,448 | 23,254 |
| General government | 937 | 12,193 | 12,068 |
| Net interest | 15,416 | 112,898 | 120,213 |
| Undistributed offsetting receipts | -4,534 | -34,979 | -29,310 |
| Total | 193,886 | 1,451,822 | 1,364,248 |

... No transactions.

Note: Details may not add to totals due to rounding.

Explanatory Notes

1. Flow of Data Into Monthly Treasury Statement

The *Monthly Treasury Statement (MTS)* is assembled from data in the central accounting system. The major sources of data include monthly accounting reports by Federal entities and disbursing officers, and daily reports from the Federal Reserve banks. These reports detail accounting transactions affecting receipts and outlays of the Federal Government and off-budget Federal entities, and their related effect on the assets and liabilities of the U.S. Government. Information is presented in the *MTS* on a modified cash basis.

2. Notes on Receipts

Receipts included in the report are classified into the following major categories: (1) budget receipts and (2) offsetting collections (also called applicable receipts). Budget receipts are collections from the public that result from the exercise of the Government's sovereign or governmental powers, excluding receipts offset against outlays. These collections, also called governmental receipts, consist mainly of tax receipts (including social insurance taxes), receipts from court fines, certain licenses, and deposits of earnings by the Federal Reserve System. Refunds of receipts are treated as deductions from gross receipts.

Offsetting collections are from other Government accounts or the public that are of a business-type or market-oriented nature. They are classified into two major categories: (1) offsetting collections credited to appropriations or fund accounts, and (2) offsetting receipts (i.e., amounts deposited in receipt accounts). Collections credited to appropriation or fund accounts normally can be used without appropriation action by Congress. These occur in two instances: (1) when authorized by law, amounts collected for materials or services are treated as reimbursements to appropriations and (2) in the three types of revolving funds (public enterprise, intragovernmental, and trust); collections are netted against spending, and outlays are reported as the net amount.

Offsetting receipts in receipt accounts cannot be used without being appropriated. They are subdivided into two categories: (1) proprietary receipts—these collections are from the public and they are offset against outlays by agency and by function, and (2) intragovernmental funds—these are payments into receipt accounts from Governmental appropriation or funds accounts. They finance operations within and between Government agencies and are credited with collections from other Government accounts. The transactions may be intrabudgetary when the payment and receipt both occur within the budget or from receipts from off-budget Federal entities in those cases where payment is made by a Federal entity whose budget authority and outlays are excluded from the budget totals.

Intrabudgetary transactions are subdivided into three categories: (1) interfund transactions, where the payments are from one fund group (either Federal funds or trust funds) to a receipt account in the other fund group; (2) Federal intrafund transactions, where the payments and receipts both occur within the Federal fund group; and (3) trust intrafund transactions, where the payments and receipts both occur within the trust fund group.

Offsetting receipts are generally deducted from budget authority and outlays by function, by subfunction, or by agency. There are four types of receipts, however, that are deducted from budget totals as undistributed offsetting receipts. They are: (1) agencies' payments (including payments by off-budget Federal entities) as employers into employees retirement funds, (2) interest received by trust funds, (3) rents and royalties on the Outer Continental Shelf lands, and (4) other interest (i.e., interest collected on Outer Continental Shelf money in deposit funds when such money is transferred into the budget).

3. Notes on Outlays

Outlays are generally accounted for on the basis of checks issued, electronic funds transferred, or cash payments made. Certain outlays do not require issuance of cash or checks. An example is charges made against appropriations for that part of employees' salaries withheld for taxes or savings bond allotments — these are counted as payments to the employee and credits for whatever purpose the money was withheld.

Outlays are stated net of offsetting collections (including receipts of revolving and management funds) and of refunds. Interest on the public debt (public issues) is recognized on the accrual basis. Federal credit programs subject to the Federal Credit Reform Act of 1990 use the cash basis of accounting and are divided into two components. The portion of the credit activities that involve a cost to the Government (mainly subsidies) is included within the budget program accounts. The remaining portion of the credit activities are in non-budget financing accounts. Outlays of off-budget Federal entities are excluded by law from budget totals. However, they are shown separately and combined with the on-budget outlays to display total Federal outlays.

4. Processing

The data on payments and collections are reported by account symbol into the central accounting system. In turn, the data are extracted from this system for use in the preparation of the *MTS*.

There are two major checks which are conducted to assure the consistency of the data reported:

1. Verification of payment data. The monthly payment activity reported by Federal entities on their Statements of Transactions is compared to the payment activity of Federal entities as reported by disbursing officers.
2. Verification of collection data. Reported collections appearing on Statements of Transactions are compared to deposits as reported by Federal Reserve banks.

5. Other Sources of Information About Federal Government Financial Activities

- *A Glossary of Terms Used in the Federal Budget Process, January 1993* (Available from the U.S. General Accounting Office, P.O. Box 6015, Gaithersburg, Md. 20877). This glossary provides a basic reference document of standardized definitions of terms used by the Federal Government in the budgetmaking process.

- *Daily Treasury Statement* (Available on the Internet at <http://www.fms.treas.gov/>). The *Daily Treasury Statement* is published each working day of the Federal Government and provides data on the cash and debt operations of the Treasury.

- *Monthly Statement of the Public Debt of the United States* (Available from GPO, Washington, D.C. 20402 on a subscription basis only and on the Internet at <http://www.publicdebt.treas.gov/opd/opd.htm>). This publication provides detailed information concerning the public debt.

- *Treasury Bulletin* (Available from GPO, Washington, D.C. 20402, by subscription or single copy and on the Internet at <http://www.fms.treas.gov/>). Quarterly. Contains a mix of narrative, tables, and charts on Treasury issues, Federal financial operations, international statistics, and special reports.

- *Budget of the United States Government, Fiscal Year 20* — (Available from GPO, Washington, D.C. 20402 and on the Internet at <http://access.gpo.gov/>). This publication is a single volume which provides budget information and contains:

- Budget of the United States Government, FY 20* —
- Appendix, The Budget of the United States Government, FY 20* —
- Analytical Perspectives*
- Historical Tables*
- Citizens Guide to the Federal Budget*

- *Combined Statement of Receipts, Outlays, and Balances of the United States Government* (Available from Financial Management Service, U.S. Department of the Treasury, Washington, D.C. 20227 and on the Internet at <http://www.fms.treas.gov/annualreport>). This report includes budgetary results at the summary level and presents individual receipt and appropriation accounts at the detail level.

Scheduled Release

**The release date for the MTS has been accelerated by one day.
The release date for the June Statement will be
2:00 pm EST July 18, 2003.**

For sale by the Superintendent of Documents, U.S. Government Printing
Office, Washington, D.C. 20402 (202) 512-1800. The subscription price is
\$58.00 per year (domestic), \$81.20 per year (foreign).
No single copies are sold.

The Monthly Treasury Statement is now available on the Department of Commerce's Economic Bulletin Board.
For information call (202) 482-1986.

Internet service subscribers can access the current issue of the Monthly Treasury Statement through the
Financial Management Service's home page:

<http://www.fms.treas.gov/>