



# Monthly Treasury Statement

of Receipts and Outlays  
of the United States Government

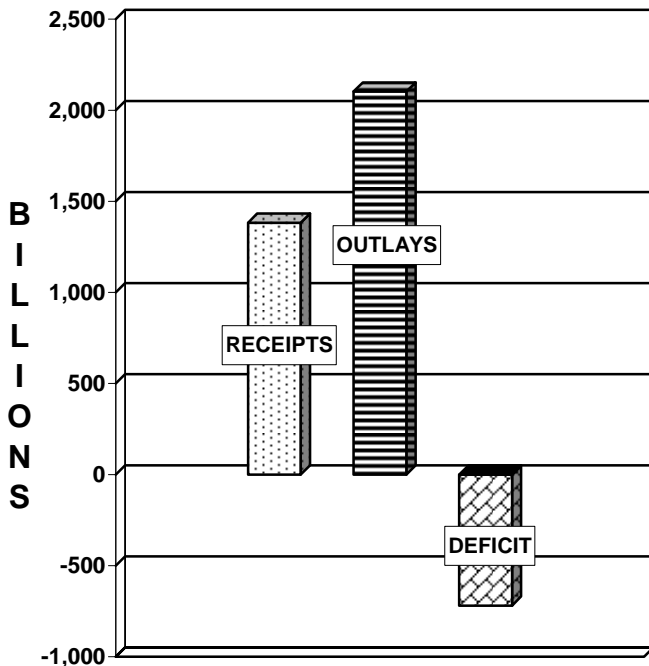
For Fiscal Year 2012 Through April 30, 2012, and Other Periods

## Highlight

This month, the Federal Government realizes its first monthly budget surplus (+\$59 billion) since September 2008.

Outlays for military active duty and retirement, Veterans' benefits, Supplemental Security Income and Medicare Payments to Health Maintenance Organizations for April 1, 2012 were accelerated to March 30, 2012.

RECEIPTS, OUTLAYS, AND  
SURPLUS/DEFICIT THROUGH  
APRIL 2012



## Contents

Summary, page 2

Receipts, page 6

Outlays, page 7

Means of financing, page 20

Receipts/outlays by month, page 32

Federal trust funds/securities, page 34

Receipts by source/outlays by function, page 34

Explanatory notes, page 35

Compiled and Published by

Department of the Treasury  
Financial Management Service



## Introduction

The *Monthly Treasury Statement of Receipts and Outlays of the United States Government (MTS)* is prepared by the Financial Management Service, Department of the Treasury, and after approval by the Fiscal Assistant Secretary of the Treasury; is normally released on the 8th workday of the month following the reporting month. The publication is based on data provided by Federal entities, disbursing officers, and Federal Reserve banks.

### AUDIENCE

The *MTS* is published to meet the needs of those responsible for or interested in the cash position of the Treasury, those who are responsible or interested in the Government's budget results; and individuals and businesses whose operations depend upon or are related to the Government's financial operations.

### DISCLOSURE STATEMENT

This statement summarizes the financial activities of the Federal Government and off-budget Federal entities conducted in accordance with the Budget of the U.S. Government, i.e., receipts and outlays of funds, the surplus or deficit, and the means of financing the deficit or disposing of the surplus. Information is presented on a modified cash basis; receipts are accounted for on the basis of collections; refunds of receipts are treated as deductions from gross receipts; revolving and

management fund receipts, reimbursements and refunds of monies previously expended are treated as deductions from gross outlays; and interest on the public debt (public issues) is recognized on the accrual basis. Major information sources include accounting data reported by Federal entities, disbursing officers, and Federal Reserve banks.

### TRIAD OF PUBLICATIONS

The *MTS* is part of a triad of Treasury financial reports. The *Daily Treasury Statement* is published each working day of the Federal Government. It provides data on the cash and debt operations of the Treasury based upon reporting of the Treasury account balances by Federal Reserve banks. The *MTS* is a report of Government receipts and outlays, based on agency reporting. The *Combined Statement of Receipts, Outlays, and Balances of the United States Government* is the official publication of the detailed receipts and outlays of the Government. It is published annually in accordance with legislative mandates given to the Secretary of the Treasury.

### DATA SOURCES AND INFORMATION

The Explanatory Notes section of this publication provides information concerning the flow of data into the *MTS* and sources of information relevant to the *MTS*.

**Table 1. Summary of Receipts, Outlays, and the Deficit/Surplus of the U.S. Government, Fiscal Years 2011 and 2012, by Month**

Period	[\$ millions]		
	Receipts	Outlays	Deficit/Surplus (-)
<b>FY 2011</b>			
October.....	145,951	286,384	140,432
November.....	148,970	299,364	150,394
December.....	236,875	315,009	78,134
January.....	226,550	276,346	49,796
February.....	110,656	333,163	222,507
March.....	150,894	339,048	188,154
April.....	289,543	329,929	40,387
May.....	174,936	232,577	57,641
June.....	249,658	292,738	43,080
July.....	159,063	288,439	129,376
August.....	169,246	303,388	134,143
September.....	240,153	302,903	62,750
Year-to-Date.....	<b>12,302,495</b>	<b>13,599,290</b>	<b>11,296,795</b>
<b>FY 2012</b>			
October.....	163,072	261,539	98,466
November.....	152,402	289,704	137,302
December.....	239,963	325,930	85,967
January.....	234,319	<sup>2</sup> 261,726	<sup>2</sup> 27,407
February.....	103,413	<sup>2</sup> 335,090	<sup>2</sup> 231,677
March.....	171,215	<sup>2</sup> 369,372	<sup>2</sup> 198,157
April.....	318,807	259,690	-59,117
Year-to-Date.....	<b>1,383,191</b>	<b>2,103,050</b>	<b>719,859</b>

<sup>1</sup>The receipt, outlay and deficit figures differ from the *FY 2013 Budget*, released by the Office of Management and Budget on February 13, 2012. The deficit figure differs by -\$2,800 million, due mainly to revisions in the data following the release of the *Final Monthly Treasury Statement*.

<sup>2</sup>Outlays have decreased by \$12 million to reflect additional reporting by the Federal Communications Commission for the months of January, February, and March 2012. Note: Details may not add to total due to rounding.

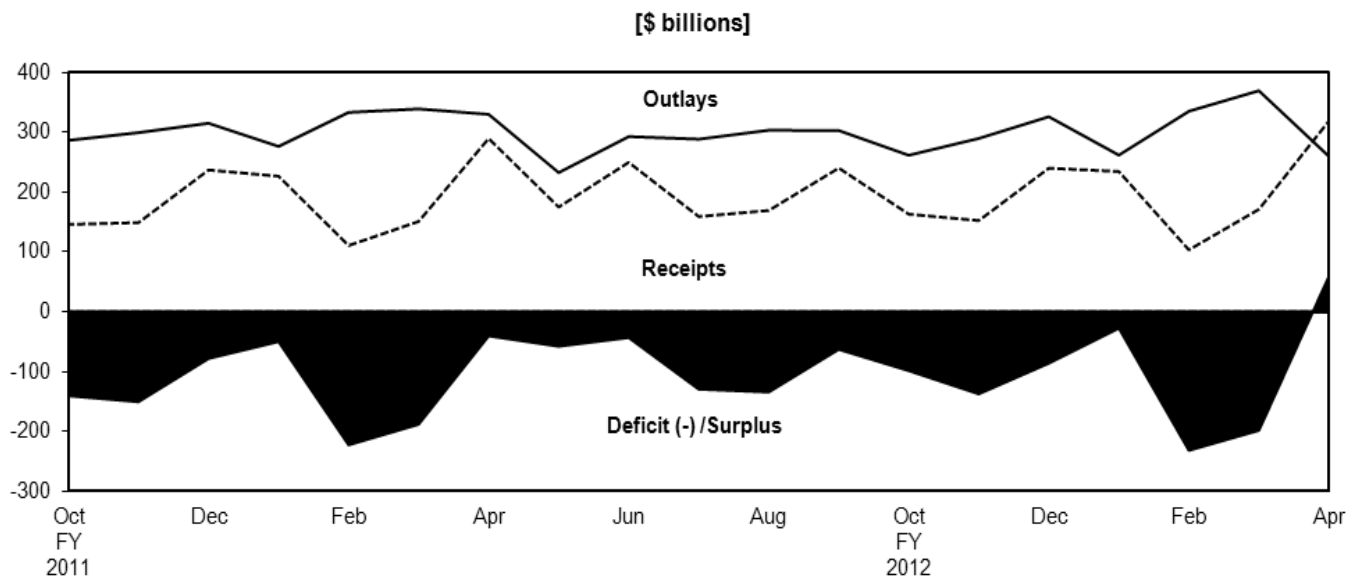
**Table 2. Summary of Budget and Off-Budget Results and Financing of the U.S. Government, April 2012 and Other Periods**

[\$ millions]					
Classification	This Month	Current Fiscal Year to Date	Budget Estimates Full Fiscal Year <sup>1</sup>	Prior Fiscal Year to Date (2011)	Budget Estimates Next Fiscal Year (2013) <sup>1</sup>
<b>Total On-Budget and Off-Budget Results:</b>					
Total Receipts.....	318,807	1,383,191	2,468,599	1,309,439	2,901,956
On-Budget Receipts.....	258,106	1,050,266	1,896,459	970,834	2,224,545
Off-Budget Receipts.....	60,701	332,926	572,140	338,605	677,411
Total Outlays.....	259,690	2,103,050	3,795,547	2,179,244	3,803,364
On-Budget Outlays.....	215,365	1,811,491	3,290,381	1,875,647	3,169,287
Off-Budget Outlays.....	44,325	291,559	505,166	303,597	634,077
Total Surplus (+) or Deficit (-).....	+59,117	-719,859	-1,326,948	-869,805	-901,408
On-Budget Surplus (+) or Deficit (-).....	+42,741	-761,225	-1,393,922	-904,813	-944,742
Off-Budget Surplus (+) or Deficit (-).....	+16,376	+41,367	+66,974	+35,008	+43,334
Total On-Budget and Off-Budget Financing.....	-59,117	719,859	1,326,948	869,805	901,408
<b>Means of Financing:</b>					
Borrowing from the Public.....	70,178	794,455	1,449,877	632,706	1,058,618
Reduction of Operating Cash, Increase (-).....	-123,139	-108,530	-1,910	203,374	.....
By Other Means.....	-6,156	33,933	-121,018	33,725	-157,210

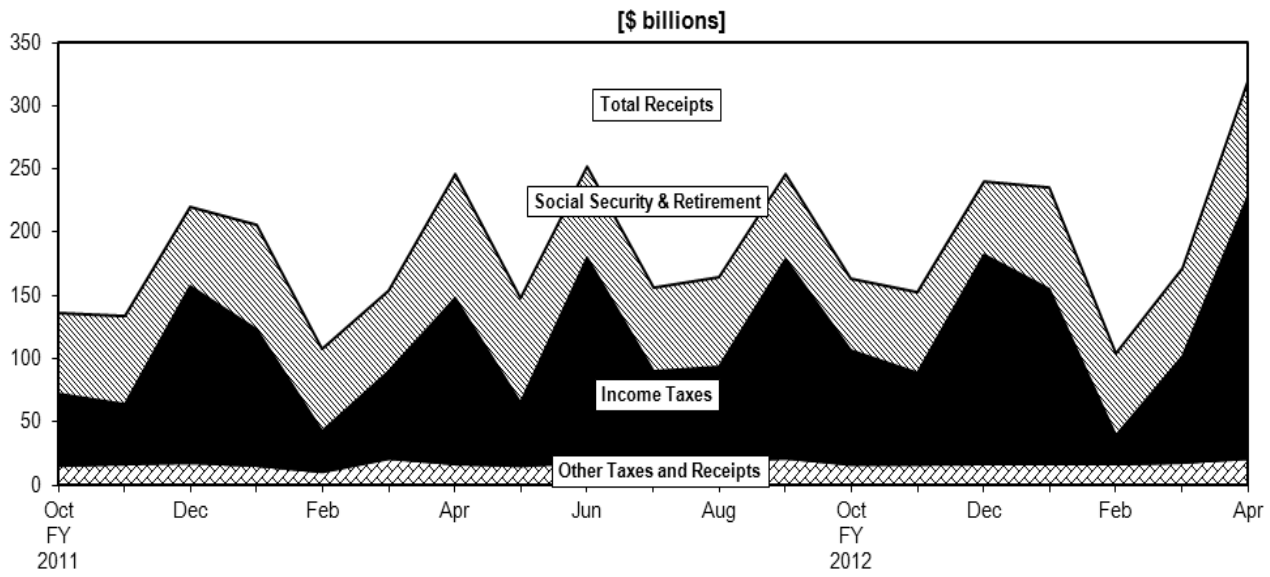
<sup>1</sup>These estimates are based on the *FY 2013 Budget*, released by the Office of Management and Budget on February 13, 2012.

... No Transactions  
Note: Details may not add to totals due to rounding.

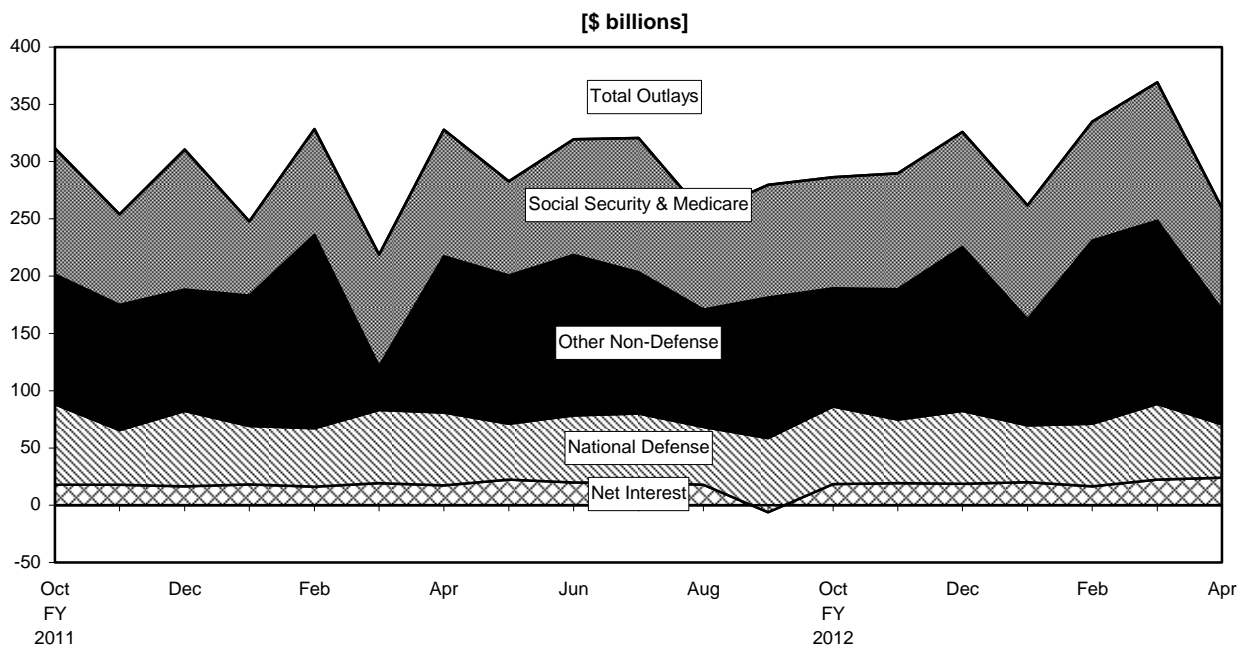
**Figure 1. Monthly Receipts, Outlays, and Budget Deficit/Surplus of the U.S. Government, Fiscal Years 2011 and 2012**



**Figure 2. Monthly Receipts of the U.S. Government, by Source, Fiscal Years 2011 and 2012**



**Figure 3. Monthly Outlays of the U.S. Government, by Function, Fiscal Years 2011 and 2012**



**Table 3. Summary of Receipts and Outlays of the U.S. Government, April 2012 and Other Periods**

Classification	[\$ millions]			
	This Month	Current Fiscal Year to Date	Comparable Prior Period Year to Date	Budget Estimates Full Fiscal Year <sup>1</sup>
<b>Budget Receipts</b>				
Individual Income Taxes .....	178,565	662,708	631,159	1,164,650
Corporation Income Taxes .....	27,782	112,319	80,127	236,801
Social Insurance and Retirement Receipts:				
Employment and General Retirement (Off-Budget) .....	60,701	332,926	338,605	572,140
Employment and General Retirement (On-Budget) .....	21,750	121,883	112,862	207,034
Unemployment Insurance .....	8,801	28,863	21,708	57,138
Other Retirement .....	288	2,172	2,387	4,338
Excise Taxes .....	7,424	42,202	39,335	79,415
Estate and Gift Taxes .....	2,558	8,716	6,366	11,377
Customs Duties .....	2,616	17,180	16,580	30,817
Miscellaneous Receipts .....	8,322	54,223	60,309	104,889
<b>Total Receipts .....</b>	<b>318,807</b>	<b>1,383,191</b>	<b>1,309,439</b>	<b>2,468,599</b>
(On-Budget) .....	258,106	1,050,266	970,834	1,896,459
(Off-Budget) .....	60,701	332,926	338,605	572,140
<b>Budget Outlays</b>				
Legislative Branch .....	390	2,693	2,735	5,253
Judicial Branch .....	537	4,116	4,161	7,581
Department of Agriculture .....	11,198	89,008	85,420	150,680
Department of Commerce .....	910	6,419	5,925	11,326
Department of Defense-Military Programs .....	43,892	379,332	400,050	688,254
Department of Education .....	1,899	36,794	57,776	98,467
Department of Energy .....	2,533	19,221	19,345	38,998
Department of Health and Human Services .....	55,400	474,389	525,727	871,836
Department of Homeland Security .....	3,942	29,153	25,383	60,443
Department of Housing and Urban Development .....	3,480	26,861	29,421	56,788
Department of the Interior .....	861	7,059	7,308	11,241
Department of Justice .....	3,115	18,422	17,854	34,556
Department of Labor .....	8,695	64,877	82,865	127,157
Department of State .....	1,871	14,431	13,806	29,937
Department of Transportation .....	5,652	41,540	41,349	84,135
Department of the Treasury:				
Interest on Treasury Debt Securities (Gross) .....	30,121	240,919	244,477	450,335
Other .....	10,744	121,144	122,023	129,283
Department of Veterans Affairs .....	5,850	70,439	75,830	129,186
Corps of Engineers .....	553	4,674	6,322	9,184
Other Defense Civil Programs .....	-966	27,542	29,489	51,991
Environmental Protection Agency .....	894	5,890	6,631	9,352
Executive Office of the President .....	28	218	305	414
General Services Administration .....	-63	608	1,133	1,083
International Assistance Program .....	2,574	14,051	9,460	25,554
National Aeronautics and Space Administration .....	1,227	9,253	10,056	17,637
National Science Foundation .....	524	3,891	3,843	8,281
Office of Personnel Management .....	7,272	46,194	43,452	87,462
Small Business Administration .....	116	2,497	5,633	3,157
Social Security Administration .....	65,103	468,542	453,279	827,061
Other Independent Agencies .....	2,505	23,532	795	48,079
Allowances .....	.....	.....	.....	125
Undistributed Offsetting Receipts:				
Interest .....	-4,412	-90,879	-96,450	-180,392
Other .....	-6,754	-59,780	-56,160	-98,897
<b>Total Outlays .....</b>	<b>259,690</b>	<b>2,103,050</b>	<b>2,179,244</b>	<b>3,795,547</b>
(On-Budget) .....	215,365	1,811,491	1,875,647	3,290,381
(Off-Budget) .....	44,325	291,559	303,597	505,166
<b>Surplus (+) or Deficit (-) .....</b>	<b>59,117</b>	<b>-719,859</b>	<b>-869,805</b>	<b>-1,326,948</b>
(On-Budget) .....	42,741	-761,225	-904,813	-1,393,922
(Off-Budget) .....	16,376	41,367	35,008	66,974

<sup>1</sup>These estimates are based on the *FY 2013 Budget*, released by the Office of Management and Budget on February 13, 2012.

<sup>2</sup>Outlays have been decreased by \$12 million to reflect additional reporting by the Federal Communications Commission for the months of January, February, and March 2012.

... No Transactions

Note: Details may not add to totals due to rounding.

**Table 4. Receipts of the U.S. Government, April 2012 and Other Periods**

[\$ millions]

Classification	This Month			Current Fiscal Year to Date			Prior Fiscal Year to Date		
	Gross Receipts	Refunds (Deduct)	Receipts	Gross Receipts	Refunds (Deduct)	Receipts	Gross Receipts	Refunds (Deduct)	Receipts
<b>Individual Income Taxes:</b>									
Withheld.....	83,355			625,962			604,531		
Presidential Election Campaign Fund.....	13			30			30		
Other.....	145,618			241,580			232,903		
<b>Total--Individual Income Taxes.....</b>	<b>228,986</b>	<b>50,421</b>	<b>178,565</b>	<b>867,572</b>	<b>204,864</b>	<b>662,708</b>	<b>837,463</b>	<b>206,304</b>	<b>631,159</b>
<b>Corporation Income Taxes.....</b>	<b>32,732</b>	<b>4,950</b>	<b>27,782</b>	<b>142,656</b>	<b>30,338</b>	<b>112,319</b>	<b>129,895</b>	<b>49,768</b>	<b>80,127</b>
<b>Social Insurance and Retirement Receipts:</b>									
Employment and General Retirement:									
Federal Old-Age and Survivors Ins. Trust Fund:									
Federal Insurance Contributions Act Taxes.....	40,809		40,809	270,936		270,936	283,473		283,473
Self-Employment Contributions Act Taxes.....	11,078		11,078	17,098		17,098	18,742		18,742
Adjustments Attributable to Prior Years.....				-3,485		-3,485	-12,732		-12,732
<b>Total--FOASI Trust Fund.....</b>	<b>51,887</b>		<b>51,887</b>	<b>284,549</b>		<b>284,549</b>	<b>289,483</b>		<b>289,483</b>
Federal Disability Insurance Trust Fund:									
Federal Insurance Contributions Act Taxes.....	6,932		6,932	46,023		46,023	48,100		48,100
Self-Employment Contributions Act Taxes.....	1,882		1,882	2,904		2,904	3,181		3,181
Adjustments Attributable to Prior Years.....				-551		-551	-2,160		-2,160
<b>Total--FDI Trust Fund.....</b>	<b>8,814</b>		<b>8,814</b>	<b>48,376</b>		<b>48,376</b>	<b>49,121</b>		<b>49,121</b>
Federal Hospital Insurance Trust Fund:									
Federal Insurance Contributions Act Taxes.....	15,424		15,424	110,010		110,010	104,729		104,729
Self-Employment Contributions Act Taxes.....	5,934		5,934	9,170		9,170	8,480		8,480
Adjustments Attributable to Prior Years.....				13		13	-3,133		-3,133
<b>Total--FHI Trust Fund.....</b>	<b>21,358</b>		<b>21,358</b>	<b>119,193</b>		<b>119,193</b>	<b>110,076</b>		<b>110,076</b>
Railroad Retirement:									
Rail Pension and Supplemental Annuity.....	241	(**)	241	1,431	1	1,430	1,410	(**)	1,409
Social Security Equivalent Account.....	152	(**)	152	1,261	1	1,260	1,377	(**)	1,377
<b>Total--Employment and General Retirement.....</b>	<b>82,452</b>	<b>(**)</b>	<b>82,451</b>	<b>454,811</b>	<b>2</b>	<b>454,809</b>	<b>451,468</b>	<b>1</b>	<b>451,467</b>
Unemployment Insurance:									
Deposits by States.....	5,855		5,855	22,618		22,618	18,409		18,409
Federal Unemployment Tax Act Taxes.....	2,932	21	2,912	6,132	41	6,091	3,251	40	3,211
Railroad Unemployment Taxes.....	35		35	153		153	88		88
<b>Total--Unemployment Insurance.....</b>	<b>8,822</b>	<b>21</b>	<b>8,801</b>	<b>28,904</b>	<b>41</b>	<b>28,863</b>	<b>21,747</b>	<b>40</b>	<b>21,708</b>
Other Retirement:									
Federal Employees Retirement - Employee Share.....	286		286	2,156		2,156	2,370		2,370
Non-Federal Employees Retirement.....	2		2	16		16	17		17
<b>Total--Other Retirement.....</b>	<b>288</b>		<b>288</b>	<b>2,172</b>		<b>2,172</b>	<b>2,387</b>		<b>2,387</b>
<b>Total--Social Insurance and Retirement Receipts.....</b>	<b>91,561</b>	<b>21</b>	<b>91,540</b>	<b>485,886</b>	<b>42</b>	<b>485,844</b>	<b>475,602</b>	<b>40</b>	<b>475,562</b>
<b>Excise Taxes:</b>									
Miscellaneous Excise Taxes.....	3,052	78	2,974	15,324	2,322	13,002	14,488	1,448	13,040
Airport and Airway Trust Fund.....	1,089		1,089	6,675	8	6,667	5,976	7	5,969
Highway Trust Fund.....	3,299		3,299	22,168		22,168	19,983		19,983
Black Lung Disability Trust Fund.....	62		62	365		365	343		343
<b>Total--Excise Taxes.....</b>	<b>7,501</b>	<b>78</b>	<b>7,424</b>	<b>44,533</b>	<b>2,330</b>	<b>42,202</b>	<b>40,790</b>	<b>1,455</b>	<b>39,335</b>
<b>Estate and Gift Taxes.....</b>	<b>2,582</b>	<b>23</b>	<b>2,558</b>	<b>8,928</b>	<b>212</b>	<b>8,716</b>	<b>7,906</b>	<b>1,540</b>	<b>6,366</b>
<b>Customs Duties.....</b>	<b>2,719</b>	<b>103</b>	<b>2,616</b>	<b>18,425</b>	<b>1,245</b>	<b>17,180</b>	<b>17,264</b>	<b>683</b>	<b>16,580</b>
<b>Miscellaneous Receipts:</b>									
Deposits of Earnings by Federal Reserve Banks.....	6,272		6,272	42,453		42,453	48,314		48,314
Universal Service Fund.....	889		889	5,770		5,770	5,135		5,135
All Other.....	1,162	1	1,161	6,015	15	6,001	6,883	23	6,860
<b>Total -- Miscellaneous Receipts.....</b>	<b>8,323</b>	<b>1</b>	<b>8,322</b>	<b>54,238</b>	<b>15</b>	<b>54,223</b>	<b>60,332</b>	<b>23</b>	<b>60,309</b>
<b>Total -- Receipts.....</b>	<b>374,404</b>	<b>55,597</b>	<b>318,807</b>	<b>1,622,238</b>	<b>239,046</b>	<b>1,383,191</b>	<b>1,569,252</b>	<b>259,813</b>	<b>1,309,439</b>
<b>Total -- On-Budget.....</b>	<b>313,703</b>	<b>55,597</b>	<b>258,106</b>	<b>1,289,312</b>	<b>239,046</b>	<b>1,050,266</b>	<b>1,230,647</b>	<b>259,813</b>	<b>970,834</b>
<b>Total -- Off-Budget.....</b>	<b>60,701</b>		<b>60,701</b>	<b>332,926</b>		<b>332,926</b>	<b>338,605</b>		<b>338,605</b>

(\*\*) Less than \$500,000

... No Transactions

Note: Details may not add to totals due to rounding.

**Table 5. Outlays of the U.S. Government, April 2012 and Other Periods**

Classification	[\$ millions]								
	This Month			Current Fiscal Year to Date			Prior Fiscal Year to Date		
	Gross Outlays	Applicable Receipts	Outlays	Gross Outlays	Applicable Receipts	Outlays	Gross Outlays	Applicable Receipts	Outlays
<b>Legislative Branch:</b>									
Senate.....	73	(**)	73	529	2	527	532	2	531
House of Representatives.....	108	(**)	108	820	2	818	813	2	812
Joint Items.....	1	.....	1	10	.....	10	10	.....	10
Capitol Police.....	37	.....	37	202	.....	202	228	.....	228
Congressional Budget Office.....	5	.....	5	27	.....	27	26	.....	26
Architect of the Capitol.....	46	1	46	327	2	325	299	2	297
Library of Congress.....	56	1	55	395	4	391	378	5	373
Government Printing Office.....	4	.....	4	32	.....	32	79	.....	79
Government Accountability Office.....	54	.....	54	317	.....	317	322	.....	322
United States Tax Court.....	4	.....	4	29	.....	29	29	.....	29
Other Legislative Branch Agencies.....	6	.....	6	37	.....	37	53	.....	53
Proprietary Receipts from the Public.....	.....	2	-2	.....	11	-11	.....	13	-13
Intrabudgetary Transaction.....	-1	.....	-1	-12	.....	-12	-11	.....	-11
<b>Total--Legislative Branch.....</b>	<b>395</b>	<b>4</b>	<b>390</b>	<b>2,714</b>	<b>21</b>	<b>2,693</b>	<b>2,759</b>	<b>24</b>	<b>2,735</b>
<b>Judicial Branch:</b>									
Supreme Court of the United States.....	5	.....	5	48	.....	48	54	.....	54
Courts of Appeals, District Courts, and Other Judicial Services.....	525	.....	525	4,350	.....	4,350	4,068	.....	4,068
Other.....	15	.....	15	227	.....	227	126	.....	126
Proprietary Receipts from the Public.....	.....	7	-7	.....	71	-71	.....	63	-63
Intrabudgetary Transactions.....	-1	.....	-1	-438	.....	-438	-24	.....	-24
<b>Total--Judicial Branch.....</b>	<b>544</b>	<b>7</b>	<b>537</b>	<b>4,187</b>	<b>71</b>	<b>4,116</b>	<b>4,224</b>	<b>63</b>	<b>4,161</b>
<b>Department of Agriculture:</b>									
Agricultural Research Service.....	113	.....	113	694	.....	694	718	.....	718
National Institute of Food and Agriculture: Research and Education Activities.....	51	.....	51	369	.....	369	355	.....	355
Extension Activities.....	38	.....	38	258	.....	258	226	.....	226
Other.....	12	.....	12	56	.....	56	51	.....	51
Animal and Plant Health Inspection Service.....	117	.....	117	662	.....	662	659	.....	659
Food Safety and Inspection Service.....	112	.....	112	588	.....	588	575	.....	575
Agricultural Marketing Service.....	33	.....	33	531	.....	531	783	.....	783
Risk Management Agency: Administrative and Operating Expenses.....	8	.....	8	46	.....	46	44	.....	44
Federal Crop Insurance Corporation Fund.....	462	23	439	7,071	2,972	4,098	4,619	1,990	2,629
Farm Service Agency: Salaries and Expenses.....	145	.....	145	789	.....	789	922	.....	922
USDA Supplemental Assistance.....	(**)	.....	(**)	(**)	.....	(**)	20	.....	20
Agricultural Disaster Relief Fund.....	74	.....	74	526	.....	526	861	.....	861
Commodity Credit Corporation.....	512	722	-210	15,309	7,181	8,128	18,355	8,352	10,003
Tobacco Trust Fund.....	4	.....	4	464	.....	464	472	.....	472
Agricultural Credit Insurance Fund.....	13	20	-6	180	150	30	90	174	-84
Other.....	6	.....	6	35	.....	35	28	.....	28
<b>Total--Farm Service Agency.....</b>	<b>755</b>	<b>741</b>	<b>13</b>	<b>17,301</b>	<b>7,331</b>	<b>9,971</b>	<b>20,747</b>	<b>8,526</b>	<b>12,221</b>
Natural Resources Conservation Service: Conservation Operations.....	79	.....	79	536	.....	536	490	.....	490
Farm Security and Rural Investment Programs.....	174	.....	174	1,839	.....	1,839	1,631	.....	1,631
Other.....	9	.....	9	110	.....	110	216	.....	216
Rural Development.....	80	.....	80	-45	.....	-45	166	.....	166
Rural Housing Service: Rural Housing Insurance Fund.....	9	65	-57	501	381	119	295	414	-118
Rental Assistance Program.....	93	.....	93	646	.....	646	628	.....	628
Other.....	14	.....	14	110	.....	110	150	.....	150
Rural Utilities Service: Rural Electrification and Telecommunications Fund.....	65	-64	129	192	1,089	-897	197	1,359	-1,161
Other.....	119	18	101	909	133	776	547	124	423
Foreign Agricultural Service.....	187	.....	187	1,316	.....	1,316	1,154	.....	1,154
Food and Nutrition Service: Supplemental Nutrition Assistance Program.....	6,694	.....	6,694	46,965	.....	46,965	44,428	.....	44,428
Child Nutrition Programs.....	1,648	.....	1,648	12,544	.....	12,544	11,375	.....	11,375
Special Supplemental Nutrition Program for Women, Infants, and Children (WIC).....	544	.....	544	4,063	.....	4,063	3,907	.....	3,907
Other.....	23	.....	23	290	.....	290	292	.....	292
<b>Total--Food and Nutrition Service.....</b>	<b>8,909</b>	<b>.....</b>	<b>8,909</b>	<b>63,863</b>	<b>.....</b>	<b>63,863</b>	<b>60,002</b>	<b>.....</b>	<b>60,002</b>
Forest Service: National Forest System.....	146	.....	146	878	.....	878	866	.....	866
Capital Improvement and Maintenance.....	38	.....	38	336	.....	336	500	.....	500
Wildland Fire Management.....	149	.....	149	1,010	.....	1,010	1,051	.....	1,051
Forest Service Permanent Appropriations.....	13	.....	13	425	.....	425	494	.....	494
Other.....	79	.....	79	474	.....	474	477	.....	477
<b>Total--Forest Service.....</b>	<b>426</b>	<b>.....</b>	<b>426</b>	<b>3,122</b>	<b>.....</b>	<b>3,122</b>	<b>3,388</b>	<b>.....</b>	<b>3,388</b>
Other.....	92	3	89	564	25	539	695	32	663
Proprietary Receipts from the Public.....	.....	88	-88	.....	518	-518	.....	467	-467
Intrabudgetary Transactions.....	118	.....	118	217	.....	217	-5	.....	-5
<b>Total--Department of Agriculture.....</b>	<b>12,073</b>	<b>875</b>	<b>11,198</b>	<b>101,457</b>	<b>12,449</b>	<b>89,008</b>	<b>98,332</b>	<b>12,912</b>	<b>85,420</b>

**Table 5. Outlays of the U.S. Government, April 2012 and Other Periods —Continued**

Classification	[\$ millions]								
	This Month			Current Fiscal Year to Date			Prior Fiscal Year to Date		
	Gross Outlays	Applicable Receipts	Outlays	Gross Outlays	Applicable Receipts	Outlays	Gross Outlays	Applicable Receipts	Outlays
<b>Department of Commerce:</b>									
Economic Development Administration .....	23	(**)	23	241	1	241	280	6	275
Bureau of the Census .....	130	.....	130	740	.....	740	987	.....	987
International Trade Administration .....	42	.....	42	278	.....	278	250	.....	250
National Oceanic and Atmospheric Administration .....	457	21	436	3,202	88	3,114	2,957	13	2,945
National Institute of Standards and Technology .....	99	.....	99	665	.....	665	614	.....	614
National Telecommunication and Information Administration .....	127	.....	127	1,115	.....	1,115	674	.....	674
Other .....	62	4	58	313	33	280	209	26	183
Proprietary Receipts from the Public .....	.....	4	-4	.....	3	-3	.....	6	-6
Intrabudgetary Transactions .....	-1	.....	-1	-11	.....	-11	4	.....	4
<b>Total--Department of Commerce .....</b>	<b>940</b>	<b>30</b>	<b>910</b>	<b>6,544</b>	<b>125</b>	<b>6,419</b>	<b>5,975</b>	<b>50</b>	<b>5,925</b>
<b>Department of Defense--Military Programs:</b>									
<b>Military Personnel:</b>									
Department of the Army .....	2,760	.....	2,760	39,028	.....	39,028	44,303	.....	44,303
Department of the Navy .....	2,341	.....	2,341	27,504	.....	27,504	29,568	.....	29,568
Department of the Air Force .....	1,780	.....	1,780	20,733	.....	20,733	22,548	.....	22,548
Defense Agencies .....	.....	.....	.....	5,376	.....	5,376	4,950	.....	4,950
<b>Total--Military Personnel .....</b>	<b>6,882</b>	<b>.....</b>	<b>6,882</b>	<b>92,641</b>	<b>.....</b>	<b>92,641</b>	<b>101,369</b>	<b>.....</b>	<b>101,369</b>
<b>Operation and Maintenance:</b>									
Department of the Army .....	6,987	.....	6,987	54,649	.....	54,649	60,795	.....	60,795
Department of the Navy .....	4,632	.....	4,632	33,222	.....	33,222	31,631	.....	31,631
Department of the Air Force .....	4,620	.....	4,620	33,427	.....	33,427	33,143	.....	33,143
Defense Agencies .....	5,322	.....	5,322	39,091	.....	39,091	38,580	.....	38,580
<b>Total--Operation and Maintenance .....</b>	<b>21,561</b>	<b>.....</b>	<b>21,561</b>	<b>160,389</b>	<b>.....</b>	<b>160,389</b>	<b>164,149</b>	<b>.....</b>	<b>164,149</b>
<b>International Reconstruction and Other Assistance:</b>									
Department of the Army .....	6	.....	6	6	.....	6	1	.....	1
<b>Procurement:</b>									
Department of the Army .....	2,724	.....	2,724	20,532	.....	20,532	23,299	.....	23,299
Department of the Navy .....	2,992	.....	2,992	24,058	.....	24,058	25,015	.....	25,015
Department of the Air Force .....	1,511	.....	1,511	24,208	.....	24,208	24,600	.....	24,600
Defense Agencies .....	622	.....	622	4,822	.....	4,822	4,297	.....	4,297
<b>Total--Procurement .....</b>	<b>7,849</b>	<b>.....</b>	<b>7,849</b>	<b>73,620</b>	<b>.....</b>	<b>73,620</b>	<b>77,212</b>	<b>.....</b>	<b>77,212</b>
<b>Research, Development, Test, and Evaluation:</b>									
Department of the Army .....	689	.....	689	5,071	.....	5,071	6,152	.....	6,152
Department of the Navy .....	1,412	.....	1,412	9,584	.....	9,584	10,724	.....	10,724
Department of the Air Force .....	2,229	.....	2,229	15,038	.....	15,038	14,340	.....	14,340
Defense Agencies .....	1,496	.....	1,496	10,798	.....	10,798	11,450	.....	11,450
<b>Total--Research, Development, Test, and Evaluation .....</b>	<b>5,827</b>	<b>.....</b>	<b>5,827</b>	<b>40,491</b>	<b>.....</b>	<b>40,491</b>	<b>42,667</b>	<b>.....</b>	<b>42,667</b>
<b>Military Construction:</b>									
Department of the Army .....	359	.....	359	2,831	.....	2,831	3,277	.....	3,277
Department of the Navy .....	229	.....	229	1,601	.....	1,601	1,518	.....	1,518
Department of the Air Force .....	103	.....	103	892	.....	892	1,004	.....	1,004
Defense Agencies .....	457	.....	457	3,660	.....	3,660	5,991	.....	5,991
<b>Total--Military Construction .....</b>	<b>1,147</b>	<b>.....</b>	<b>1,147</b>	<b>8,984</b>	<b>.....</b>	<b>8,984</b>	<b>11,790</b>	<b>.....</b>	<b>11,790</b>
<b>Family Housing:</b>									
Department of the Army .....	83	.....	83	364	.....	364	365	.....	365
Department of the Navy .....	36	.....	36	237	.....	237	270	.....	270
Department of the Air Force .....	52	.....	52	512	.....	512	580	.....	580
Defense Agencies .....	42	21	21	310	97	213	1,128	186	941
<b>Revolving and Management Funds:</b>									
Department of the Navy .....	70	.....	70	994	.....	994	883	.....	883
<b>Defense Agencies:</b>									
Working Capital Fund .....	-326	.....	-326	516	.....	516	617	.....	617
Other .....	9	.....	9	132	.....	132	266	.....	266
Allowances .....	(**)	.....	(**)	2	.....	2	-3	.....	-3
<b>Trust Funds:</b>									
Department of the Army .....	(**)	.....	(**)	2	.....	2	3	.....	3
Department of the Navy .....	2	.....	2	16	.....	16	11	.....	11
Department of the Air Force .....	(**)	.....	(**)	1	.....	1	5	(**)	5
Defense Agencies .....	31	.....	31	147	.....	147	112	.....	112
<b>Proprietary Receipts from the Public:</b>									
Department of the Army .....	.....	-494	494	.....	-301	301	.....	552	-552
Department of the Navy .....	.....	-9	9	.....	161	-161	.....	154	-154
Department of the Air Force .....	.....	-18	18	.....	-28	28	.....	16	-16
Defense Agencies .....	.....	203	-203	.....	630	-630	.....	579	-579
<b>Intrabudgetary Transactions:</b>									
Department of the Army .....	293	.....	293	559	.....	559	129	.....	129
Department of the Navy .....	9	.....	9	18	.....	18	7	.....	7
Department of the Air Force .....	20	.....	20	-15	.....	-15	5	.....	5
Defense Agencies .....	3	.....	3	-35	.....	-35	-27	.....	-27
<b>Offsetting Governmental Receipts:</b>									
Department of the Army .....	.....	.....	.....	.....	.....	.....	.....	(**)	(**)
Defense Agencies .....	.....	.....	.....	.....	(**)	(**)	.....	.....	.....
<b>Total--Department of Defense--Military Programs .....</b>	<b>43,595</b>	<b>-296</b>	<b>43,892</b>	<b>379,891</b>	<b>559</b>	<b>379,332</b>	<b>401,537</b>	<b>1,488</b>	<b>400,050</b>



**Table 5. Outlays of the U.S. Government, April 2012 and Other Periods —Continued**

Classification	[\$ millions]								
	This Month			Current Fiscal Year to Date			Prior Fiscal Year to Date		
	Gross Outlays	Applicable Receipts	Outlays	Gross Outlays	Applicable Receipts	Outlays	Gross Outlays	Applicable Receipts	Outlays
<b>Department of Education:</b>									
Office of Elementary and Secondary Education:									
Accelerating Achievement and Ensuring Equity.....	1,264	.....	1,264	9,613	.....	9,613	11,250	.....	11,250
Impact Aid.....	75	.....	75	1,125	.....	1,125	926	.....	926
Education Improvement Programs.....	343	.....	343	2,853	.....	2,853	3,097	.....	3,097
State Fiscal Stabilization Fund, Recovery Act.....	59	.....	59	1,156	.....	1,156	8,235	.....	8,235
Other.....	384	.....	384	2,396	.....	2,396	3,465	.....	3,465
Total--Office of Elementary and Secondary Education.....	2,125	.....	2,125	17,143	.....	17,143	26,972	.....	26,972
Office of Innovation and Improvement.....	65	.....	65	483	.....	483	573	.....	573
Office of English Language Acquisition.....	45	.....	45	385	.....	385	478	.....	478
Office of Special Education and Rehabilitative Services:									
Special Education.....	1,016	.....	1,016	8,613	.....	8,613	10,264	.....	10,264
Rehabilitation Services and Disability Research.....	249	.....	249	2,017	.....	2,017	2,125	.....	2,125
Special Institutions for Persons with Disabilities.....	30	.....	30	132	.....	132	110	.....	110
Office of Vocational and Adult Education.....	123	.....	123	1,029	.....	1,029	1,061	.....	1,061
Office of Postsecondary Education:									
Higher Education.....	194	.....	194	1,336	.....	1,336	1,415	.....	1,415
Other.....	57	4	53	172	12	160	113	9	104
Total--Office of Postsecondary Education.....	251	4	247	1,508	12	1,496	1,528	9	1,519
Office of Federal Student Aid:									
Student Financial Assistance.....	1,522	.....	1,522	22,078	.....	22,078	23,144	.....	23,144
Student Aid Administration.....	85	.....	85	626	.....	626	615	.....	615
Federal Student Loan Reserve Fund.....	650	.....	650	650	.....	650	-551	.....	-551
Federal Direct Student Loans.....	.....	.....	.....	(**)	.....	(**)	5	.....	5
Federal Family Education Loans.....	-51	.....	-51	-277	.....	-277	-182	.....	-182
Other.....	2	.....	2	19	.....	19	719	.....	719
Total--Office of Federal Student Aid.....	2,207	.....	2,207	23,098	.....	23,098	23,750	.....	23,750
Institute of Education Sciences.....	52	.....	52	388	.....	388	381	.....	381
Departmental Management.....	49	.....	49	354	.....	354	368	.....	368
Other.....	(**)	.....	(**)	6	.....	6	18	.....	18
Proprietary Receipts from the Public.....	.....	4,179	-4,179	.....	17,308	-17,308	.....	9,860	-9,860
Intrabudgetary Transactions.....	-131	.....	-131	-1,042	.....	-1,042	18	.....	18
Total--Department of Education.....	6,081	4,183	1,899	54,114	17,320	36,794	67,645	9,869	57,776
<b>Department of Energy:</b>									
National Nuclear Security Administration:									
Naval Reactors.....	68	.....	68	547	.....	547	492	.....	492
Weapons Activities.....	729	.....	729	4,463	.....	4,463	4,046	.....	4,046
Defense Nuclear Nonproliferation.....	210	.....	210	1,426	.....	1,426	1,226	.....	1,226
Other.....	35	.....	35	251	.....	251	251	.....	251
Environmental and Other Defense Activities:									
Defense Environmental Cleanup.....	487	.....	487	3,465	.....	3,465	4,275	.....	4,275
Other Defense Activities.....	43	.....	43	426	.....	426	501	.....	501
Defense Nuclear Waste Disposal.....	1	.....	1	9	.....	9	18	.....	18
Other.....	(**)	.....	(**)	(**)	.....	(**)	(**)	.....	(**)
Energy Programs:									
Science.....	402	.....	402	3,148	.....	3,148	3,135	.....	3,135
Energy Supply.....	144	.....	144	1,415	.....	1,415	1,348	.....	1,348
Energy Efficiency and Renewable Energy.....	535	.....	535	4,292	.....	4,292	4,112	.....	4,112
Fossil Energy Research and Development.....	77	.....	77	637	.....	637	514	.....	514
Uranium Enrichment Decontamination and Decommissioning Fund.....	45	.....	45	303	.....	303	423	.....	423
Advanced Technology Vehicles Manufacturing Loan Program.....	76	.....	76	574	.....	574	633	.....	633
Title 17 Innovative Technology Loan Guarantee Program.....	75	.....	75	802	.....	802	204	.....	204
Other.....	82	2	80	614	31	582	672	25	647
Total--Energy Programs.....	1,436	2	1,434	11,785	31	11,753	11,040	25	11,015
Power Marketing Administration.....	246	408	-162	2,017	2,144	-126	2,139	2,009	130
Departmental Administration.....	10	.....	10	136	.....	136	206	.....	206
Proprietary Receipts from the Public.....	.....	195	-195	.....	2,317	-2,317	.....	1,987	-1,987
Intrabudgetary Transactions.....	-127	.....	-127	-813	.....	-813	-827	.....	-827
Total--Department of Energy.....	3,138	605	2,533	23,713	4,492	19,221	23,366	4,021	19,345

**Table 5. Outlays of the U.S. Government, April 2012 and Other Periods —Continued**

Classification	[\$ millions]								
	This Month			Current Fiscal Year to Date			Prior Fiscal Year to Date		
	Gross Outlays	Applicable Receipts	Outlays	Gross Outlays	Applicable Receipts	Outlays	Gross Outlays	Applicable Receipts	Outlays
<b>Department of Health and Human Services:</b>									
Food and Drug Administration .....	115	1	114	1,186	5	1,181	1,200	5	1,195
Health Resources and Services Administration .....	667	1	666	5,044	5	5,039	4,914	6	4,908
Indian Health Services .....	329	.....	329	3,372	.....	3,372	2,463	.....	2,463
Centers for Disease Control and Prevention .....	588	.....	588	3,972	.....	3,972	3,914	.....	3,914
National Institutes of Health .....	2,738	.....	2,738	18,797	.....	18,797	19,837	.....	19,837
Substance Abuse and Mental Health Services Administration .....	125	.....	125	1,685	.....	1,685	1,827	.....	1,827
Agency for Healthcare Research and Quality .....	39	.....	39	174	.....	174	-86	.....	-86
<b>Centers for Medicare and Medicaid Services:</b>									
Grants to States for Medicaid .....	20,831	.....	20,831	142,021	.....	142,021	167,570	.....	167,570
Payments to Health Care Trust Funds .....	23,198	.....	23,198	133,559	.....	133,559	141,608	.....	141,608
Children's Health Insurance Fund .....	679	.....	679	5,215	.....	5,215	5,037	.....	5,037
State Grants and Demonstrations .....	52	.....	52	301	.....	301	349	.....	349
<b>Federal Hospital Insurance Trust Fund:</b>									
Benefit Payments .....	15,609	.....	15,609	139,961	.....	139,961	147,663	.....	147,663
Administrative Expenses .....	351	.....	351	2,738	.....	2,738	1,531	.....	1,531
Total--FHI Trust Fund .....	15,960	.....	15,960	142,699	.....	142,699	149,194	.....	149,194
Health Care Fraud and Abuse Control .....	98	.....	98	858	.....	858	790	.....	790
<b>Federal Supplementary Medical Insurance Trust Fund:</b>									
Benefit Payments .....	13,967	.....	13,967	125,228	.....	125,228	130,092	.....	130,092
Administrative Expenses .....	335	.....	335	2,616	.....	2,616	1,555	.....	1,555
<b>Medicare Prescription Drugs:</b>									
Benefit Payments .....	462	.....	462	29,505	.....	29,505	39,734	.....	39,734
Administrative Expenses .....	(**)	.....	(**)	10	.....	10	115	.....	115
Total--FSMI Trust Fund .....	14,765	.....	14,765	157,360	.....	157,360	171,495	.....	171,495
Other .....	234	.....	234	3,104	.....	3,104	2,803	.....	2,803
Total--Centers for Medicare and Medicaid Services .....	75,817	.....	75,817	585,116	.....	585,116	638,847	.....	638,847
<b>Administration for Children and Families:</b>									
Temporary Assistance for Needy Families .....	1,138	.....	1,138	9,437	.....	9,437	10,456	.....	10,456
Contingency Fund .....	-22	.....	-22	414	.....	414	1,663	.....	1,663
<b>Payments to States for Child Support Enforcement and Family Support Programs .....</b>									
Low Income Home Energy Assistance .....	208	.....	208	1,804	.....	1,804	2,006	.....	2,006
Refugee and Entrant Assistance .....	348	.....	348	2,720	.....	2,720	3,131	.....	3,131
Child Care Entitlement to States .....	58	.....	58	399	.....	399	395	.....	395
Child Care Entitlement to States .....	267	.....	267	1,550	.....	1,550	1,984	.....	1,984
<b>Payments to States for the Child Care and Development Block Grant .....</b>									
Social Services Block Grant .....	137	.....	137	1,323	.....	1,323	1,582	.....	1,582
Children and Families Services Programs .....	195	.....	195	1,051	.....	1,051	928	.....	928
Payments to States for Foster Care and Adoption Assistance .....	842	.....	842	5,868	.....	5,868	6,436	.....	6,436
Other .....	593	.....	593	4,051	.....	4,051	4,100	.....	4,100
Total--Administration for Children and Families .....	36	.....	36	299	.....	299	275	.....	275
Administration on Aging .....	3,801	.....	3,801	28,916	.....	28,916	32,956	.....	32,956
Departmental Management .....	109	.....	109	857	.....	857	910	.....	910
Other .....	245	.....	245	1,843	.....	1,843	1,465	.....	1,465
Proprietary Receipts from the Public .....	-4	.....	-4	304	.....	304	480	.....	480
Intrabudgetary Transactions:	.....	6,030	-6,030	.....	43,507	-43,507	.....	41,067	-41,067
Payments for Health Insurance for the Aged:	.....	.....	.....	.....	.....	.....	.....	.....	.....
Federal Supplementary Medical Insurance Trust Fund .....	-13,551	.....	-13,551	-120,688	.....	-120,688	-131,652	.....	-131,652
Payments for Tax and Other Credits:	.....	.....	.....	.....	.....	.....	.....	.....	.....
Federal Hospital Insurance Trust Fund .....	-9,648	.....	-9,648	-12,874	.....	-12,874	-9,948	.....	-9,948
Other .....	61	.....	61	204	.....	204	-321	.....	-321
Total--Department of Health and Human Services .....	61,432	6,032	55,400	517,906	43,517	474,389	566,804	41,077	525,727
<b>Department of Homeland Security:</b>									
Departmental Management and Operations .....	80	.....	80	631	.....	631	703	.....	703
Citizenship and Immigration Services .....	253	.....	253	1,549	.....	1,549	1,443	.....	1,443
United States Secret Service .....	196	.....	196	1,102	.....	1,102	1,013	.....	1,013
Transportation Security Administration .....	567	.....	567	3,401	.....	3,401	3,130	.....	3,130
Immigration and Customs Enforcement .....	562	.....	562	3,507	.....	3,507	3,198	.....	3,198
Customs and Border Protection .....	1,317	.....	1,317	7,432	.....	7,432	6,576	.....	6,576
United States Coast Guard .....	658	1	657	5,906	7	5,900	6,145	7	6,138
National Protection and Programs Directorate .....	53	.....	53	839	.....	839	876	.....	876
<b>Federal Emergency Management Agency:</b>									
State and Local Programs .....	234	.....	234	1,538	.....	1,538	1,323	.....	1,323
Firefighter Assistance Grants .....	65	.....	65	426	.....	426	423	.....	423
Disaster Relief .....	423	.....	423	4,013	.....	4,013	3,072	.....	3,072
National Flood Insurance Fund .....	55	173	-117	1,807	900	907	364	1,139	-774
Other .....	105	.....	105	836	.....	836	776	.....	776
Total--Federal Emergency Management Agency .....	882	173	710	8,621	900	7,720	5,959	1,139	4,820
Science and Technology .....	72	.....	72	498	.....	498	552	.....	552
Domestic Nuclear Detection Office .....	27	.....	27	207	.....	207	231	.....	231
Other .....	35	.....	35	269	.....	269	269	.....	269
Proprietary Receipts from the Public .....	.....	16	-16	.....	56	-56	.....	232	-232
Intrabudgetary Transactions .....	-16	.....	-16	12	.....	12	37	.....	37
Offsetting Governmental Receipts .....	.....	556	-556	.....	3,858	-3,858	.....	3,371	-3,371
Total--Department of Homeland Security .....	4,687	745	3,942	33,974	4,821	29,153	30,131	4,748	25,383

**Table 5. Outlays of the U.S. Government, April 2012 and Other Periods —Continued**

Classification	[\$ millions]								
	This Month			Current Fiscal Year to Date			Prior Fiscal Year to Date		
	Gross Outlays	Applicable Receipts	Outlays	Gross Outlays	Applicable Receipts	Outlays	Gross Outlays	Applicable Receipts	Outlays
<b>Department of Housing and Urban Development:</b>									
Public and Indian Housing Programs:									
Tenant Based Rental Assistance.....	1,495	.....	1,495	10,351	.....	10,351	10,780	.....	10,780
Housing Certificate Fund .....	71	.....	71	555	.....	555	753	.....	753
Project-Based Rental Assistance.....	772	.....	772	5,311	.....	5,311	4,974	.....	4,974
Public Housing Capital Fund.....	180	.....	180	1,624	.....	1,624	2,570	.....	2,570
Public Housing Operating Fund.....	326	.....	326	2,584	.....	2,584	2,729	.....	2,729
Revitalization of Severely Distressed Public Housing (Hope VI).....	16	.....	16	65	.....	65	96	.....	96
Native American Housing Block Grant.....	68	.....	68	435	.....	435	448	.....	448
Other .....	1	.....	1	5	.....	5	4	.....	4
<b>Total--Public and Indian Housing Programs.....</b>	<b>2,929</b>	<b>.....</b>	<b>2,929</b>	<b>20,930</b>	<b>.....</b>	<b>20,930</b>	<b>22,354</b>	<b>.....</b>	<b>22,354</b>
Community Planning and Development:									
Housing Opportunities for Persons with AIDS.....	32	.....	32	181	.....	181	195	.....	195
Community Development Fund.....	524	.....	524	4,139	.....	4,139	4,062	.....	4,062
Home Investment Partnership Program.....	141	.....	141	1,145	.....	1,145	1,962	.....	1,962
Neighborhood Stabilization Program .....	41	.....	41	395	.....	395	755	.....	755
Homeless Assistance Grants.....	154	.....	154	1,148	.....	1,148	1,366	.....	1,366
Other .....	13	.....	13	61	(**)	61	56	(**)	56
<b>Total--Community Planning and Development.....</b>	<b>905</b>	<b>.....</b>	<b>905</b>	<b>7,069</b>	<b>(**)</b>	<b>7,069</b>	<b>8,396</b>	<b>(**)</b>	<b>8,396</b>
Housing Programs:									
Credit Accounts:									
FHA-Mutual Mortgage Insurance Fund, Program Account.....	7	.....	7	57	.....	57	54	.....	54
FHA-Mutual Mortgage Insurance Capital Reserve Account.....	-576	.....	-576	-2,916	.....	-2,916	-3,799	.....	-3,799
FHA-Mutual Mortgage and Cooperative Housing Insurance Fund, Liquidating Account.....	3	4	-1	20	15	6	28	11	18
FHA-General and Special Risk Fund, Program Account.....	(**)	.....	(**)	1	.....	1	6	.....	6
FHA-General and Special Risk Fund, Liquidating Account .....	5	46	-41	66	165	-99	61	152	-91
Housing for the Elderly or Handicapped Fund, Liquidating Account .....	(**)	53	-53	1	335	-334	1	338	-337
Home Ownership Preservation Equity Fund .....	.....	.....	.....	(**)	.....	(**)	4	.....	4
Housing for the Elderly.....	69	.....	69	499	.....	499	549	.....	549
Housing for Persons with Disabilities.....	54	.....	54	371	.....	371	448	.....	448
Other Assisted Housing Programs.....	4	.....	4	27	.....	27	28	.....	28
Other .....	22	1	21	195	23	172	144	18	126
<b>Total--Housing Programs.....</b>	<b>-412</b>	<b>104</b>	<b>-517</b>	<b>-1,680</b>	<b>538</b>	<b>-2,217</b>	<b>-2,478</b>	<b>518</b>	<b>-2,996</b>
Government National Mortgage Association:									
Guarantees of Mortgage-Backed Securities .....	45	29	16	146	51	94	843	76	767
Management and Administration .....	185	.....	185	1,049	.....	1,049	1,028	.....	1,028
Other .....	19	.....	19	158	.....	158	155	.....	155
Proprietary Receipts from the Public:									
FHA-General and Special Risk Fund .....	.....	34	-34	.....	188	-188	.....	251	-251
Other .....	.....	14	-14	.....	19	-19	.....	22	-22
Intrabudgetary Transactions .....	-9	.....	-9	-13	.....	-13	-7	.....	-7
Offsetting Governmental Receipts.....	.....	(**)	(**)	.....	2	-2	.....	1	-1
<b>Total--Department of Housing and Urban Development.....</b>	<b>3,662</b>	<b>182</b>	<b>3,480</b>	<b>27,658</b>	<b>797</b>	<b>26,861</b>	<b>30,290</b>	<b>869</b>	<b>29,421</b>
<b>Department of the Interior:</b>									
Land and Minerals Management:									
Bureau of Land Management:									
Management of Lands and Resources .....	88	.....	88	529	.....	529	538	.....	538
Other.....	32	5	27	339	106	233	401	96	306
Bureau of Ocean Energy Management, Regulation and Enforcement .....									
Office of Surface Mining Reclamation and Enforcement.....	-21	.....	-21	21	.....	21	144	.....	144
Office of Surface Mining Reclamation and Enforcement.....	33	.....	33	538	.....	538	512	.....	512
<b>Total--Land and Minerals Management .....</b>	<b>132</b>	<b>5</b>	<b>127</b>	<b>1,428</b>	<b>106</b>	<b>1,322</b>	<b>1,596</b>	<b>96</b>	<b>1,500</b>
Water and Science:									
Bureau of Reclamation:									
Water and Related Resources.....	74	.....	74	582	.....	582	665	.....	665
Other.....	43	15	28	298	184	114	331	173	158
United States Geological Survey .....	64	.....	64	625	.....	625	682	.....	682
Other .....	1	.....	1	28	.....	28	25	.....	25
<b>Total--Water and Science.....</b>	<b>182</b>	<b>15</b>	<b>167</b>	<b>1,533</b>	<b>184</b>	<b>1,348</b>	<b>1,704</b>	<b>173</b>	<b>1,530</b>
Fish and Wildlife and Parks:									
United States Fish and Wildlife Service .....	193	.....	193	1,305	.....	1,305	1,565	.....	1,565
National Park Service .....	241	.....	241	1,796	.....	1,796	2,027	.....	2,027
<b>Total--Fish and Wildlife and Parks .....</b>	<b>434</b>	<b>.....</b>	<b>434</b>	<b>3,101</b>	<b>.....</b>	<b>3,101</b>	<b>3,593</b>	<b>.....</b>	<b>3,593</b>
Bureau of Indian Affairs and Departmental Offices:									
Bureau of Indian Education.....	303	(**)	303	1,732	1	1,731	1,430	1	1,430
Departmental Offices:									
Mineral Leasing and Associated Payments .....	154	.....	154	1,214	.....	1,214	1,030	.....	1,030
Other .....	9	.....	9	141	.....	141	84	.....	84
Insular Affairs.....	10	.....	10	246	.....	246	205	.....	205
Office of the Special Trustee for American Indians.....									
Department-Wide Programs .....	69	.....	69	404	.....	404	316	.....	316
Department-Wide Programs .....	-51	.....	-51	828	.....	828	635	.....	635
Other .....	9	.....	9	87	.....	87	79	.....	79
Proprietary Receipts from the Public.....	.....	435	-435	.....	3,357	-3,357	.....	3,002	-3,002
Intrabudgetary Transactions .....	67	.....	67	-7	.....	-7	-92	.....	-92
<b>Total--Department of the Interior .....</b>	<b>1,317</b>	<b>456</b>	<b>861</b>	<b>10,707</b>	<b>3,648</b>	<b>7,059</b>	<b>10,580</b>	<b>3,272</b>	<b>7,308</b>

**Table 5. Outlays of the U.S. Government, April 2012 and Other Periods —Continued**

Classification	[\$ millions]								
	This Month			Current Fiscal Year to Date			Prior Fiscal Year to Date		
	Gross Outlays	Applicable Receipts	Outlays	Gross Outlays	Applicable Receipts	Outlays	Gross Outlays	Applicable Receipts	Outlays
<b>Department of Justice:</b>									
General Administration .....	206	.....	206	1,207	.....	1,207	1,292	.....	1,292
Legal Activities and United States Marshals:									
General Legal Activities .....	105	.....	105	532	.....	532	518	.....	518
United States Attorneys .....	218	.....	218	1,175	.....	1,175	1,137	.....	1,137
United States Marshals Service .....	93	.....	93	808	.....	808	862	.....	862
Assets Forfeiture Fund .....	881	.....	881	1,479	.....	1,479	877	.....	877
Other .....	50	.....	50	314	.....	314	296	.....	296
Federal Bureau of Investigation .....	860	.....	860	4,827	.....	4,827	4,539	.....	4,539
Drug Enforcement Administration .....	261	.....	261	1,362	.....	1,362	1,327	.....	1,327
Bureau of Alcohol, Tobacco, Firearms, and Explosives .....	123	.....	123	677	.....	677	627	.....	627
Federal Prison System .....	633	32	601	4,176	211	3,965	3,996	202	3,794
Office of Justice Programs:									
State and Local Law Enforcement Assistance .....	116	.....	116	1,075	.....	1,075	1,168	.....	1,168
Community Oriented Policing Services .....	77	.....	77	356	.....	356	375	.....	375
Crime Victims Fund .....	58	.....	58	374	.....	374	400	.....	400
Other .....	113	.....	113	688	.....	688	748	.....	748
Other .....	20	.....	20	466	.....	466	418	.....	418
Proprietary Receipts from the Public .....	.....	1	-1	.....	170	-170	.....	138	-138
Intrabudgetary Transactions .....	-627	.....	-627	-439	.....	-439	-108	.....	-108
Offsetting Governmental Receipts .....	.....	40	-40	.....	276	-276	.....	278	-278
<b>Total--Department of Justice .....</b>	<b>3,188</b>	<b>73</b>	<b>3,115</b>	<b>19,078</b>	<b>656</b>	<b>18,422</b>	<b>18,472</b>	<b>619</b>	<b>17,854</b>
<b>Department of Labor:</b>									
Employment and Training Administration:									
Training and Employment Services .....	291	.....	291	2,136	.....	2,136	2,624	.....	2,624
Office of Job Corps .....	158	.....	158	1,017	.....	1,017	920	.....	920
Community Service Employment for Older Americans .....	36	.....	36	279	.....	279	449	.....	449
Federal Unemployment Benefits and Allowances .....	42	.....	42	373	.....	373	472	.....	472
Federal Additional Unemployment Compensation Program-Recovery Act .....	-2	.....	-2	-5	.....	-5	1,662	.....	1,662
State Unemployment Insurance and Employment Service Operations .....	10	.....	10	80	.....	80	210	.....	210
Payments to the Unemployment Trust Fund .....	.....	.....	.....	48,282	.....	48,282	53,313	.....	53,313
Advances to the Unemployment Trust Fund And Other Funds .....	.....	.....	.....	140	.....	140	240	.....	240
Program Administration .....	12	.....	12	70	.....	70	71	.....	71
Unemployment Trust Fund:									
Federal-State Unemployment Insurance:									
State Unemployment Benefits .....	7,378	.....	7,378	57,325	.....	57,325	71,627	.....	71,627
State Administrative Expenses .....	355	.....	355	2,544	.....	2,544	2,600	.....	2,600
Federal Administrative Expenses .....	33	.....	33	264	.....	264	238	.....	238
Other .....	(**)	.....	(**)	28	.....	28	1	.....	1
<b>Total--Unemployment Trust Fund .....</b>	<b>7,765</b>	.....	<b>7,765</b>	<b>60,160</b>	.....	<b>60,160</b>	<b>74,465</b>	.....	<b>74,465</b>
Other .....	19	.....	19	110	.....	110	9	.....	9
<b>Total--Employment and Training Administration .....</b>	<b>8,332</b>	.....	<b>8,332</b>	<b>112,643</b>	.....	<b>112,643</b>	<b>134,436</b>	.....	<b>134,436</b>

**Table 5. Outlays of the U.S. Government, April 2012 and Other Periods —Continued**

Classification	[\$ millions]								
	This Month			Current Fiscal Year to Date			Prior Fiscal Year to Date		
	Gross Outlays	Applicable Receipts	Outlays	Gross Outlays	Applicable Receipts	Outlays	Gross Outlays	Applicable Receipts	Outlays
<b>Department of Labor:—Continued</b>									
Pension Benefit Guaranty Corporation .....	483	539	-56	3,408	3,263	145	3,455	3,696	-241
Employment Standards Administration .....	3	.....	3	64	.....	64	269	.....	269
Office of Workers' Compensation Programs:									
Special Benefits .....	28	.....	28	-1,212	.....	-1,212	190	.....	190
Energy Employees Occupational Illness Compensation Fund .....	83	.....	83	592	.....	592	764	.....	764
Special Benefits for Disabled Coal Miners .....	14	.....	14	100	.....	100	115	.....	115
Black Lung Disability Trust Fund.....	21	.....	21	155	.....	155	159	.....	159
Other .....	30	.....	30	209	.....	209	159	.....	159
Wage and Hour Division .....	5	.....	5	21	.....	21	5	.....	5
Occupational Safety and Health Administration .....	50	.....	50	331	.....	331	325	.....	325
Mine Safety and Health Administration .....	36	.....	36	223	.....	223	193	.....	193
Bureau of Labor Statistics .....	59	.....	59	320	.....	320	296	.....	296
Departmental Management .....	71	.....	71	294	.....	294	348	.....	348
Other .....	24	.....	24	163	.....	163	95	.....	95
Proprietary Receipts from the Public.....	.....	3	-3	.....	50	-50	.....	18	-18
Intrabudgetary Transactions .....	-1	.....	-1	-49,122	.....	-49,122	-54,228	.....	-54,228
<b>Total--Department of Labor.....</b>	<b>9,237</b>	<b>542</b>	<b>8,695</b>	<b>68,190</b>	<b>3,313</b>	<b>64,877</b>	<b>86,579</b>	<b>3,714</b>	<b>82,865</b>
<b>Department of State:</b>									
Administration of Foreign Affairs:									
Diplomatic and Consular Programs .....	552	.....	552	5,083	.....	5,083	4,400	.....	4,400
Educational and Cultural Exchange Programs.....	48	.....	48	360	.....	360	340	.....	340
Embassy Security, Construction, and Maintenance.....	124	.....	124	1,081	.....	1,081	253	.....	253
Payment to Foreign Service Retirement and Disability Fund .....	123	.....	123	159	.....	159	159	.....	159
Foreign Service Retirement and Disability Fund .....	73	.....	73	506	.....	506	487	.....	487
Other .....	34	.....	34	-502	.....	-502	676	.....	676
<b>Total--Administration of Foreign Affairs.....</b>	<b>953</b>	<b>.....</b>	<b>953</b>	<b>6,686</b>	<b>.....</b>	<b>6,686</b>	<b>6,314</b>	<b>.....</b>	<b>6,314</b>
International Organizations and Conferences .....	165	.....	165	1,717	.....	1,717	1,595	.....	1,595
Global Health and Child Survival .....	546	.....	546	3,813	.....	3,813	3,760	.....	3,760
Migration and Refugee Assistance .....	120	.....	120	832	.....	832	1,038	.....	1,038
International Narcotics Control and Law Enforcement .....	142	.....	142	1,087	.....	1,087	783	.....	783
Andean Counterdrug Programs .....	7	.....	7	74	.....	74	129	.....	129
Other .....	39	.....	39	254	.....	254	392	.....	392
Proprietary Receipts from the Public.....	.....	11	-11	.....	23	-23	.....	13	-13
Intrabudgetary Transactions .....	-91	.....	-91	-8	.....	-8	-192	.....	-192
<b>Total--Department of State.....</b>	<b>1,882</b>	<b>11</b>	<b>1,871</b>	<b>14,454</b>	<b>23</b>	<b>14,431</b>	<b>13,820</b>	<b>13</b>	<b>13,806</b>
<b>Department of Transportation:</b>									
Office of the Secretary .....	153	.....	153	630	.....	630	225	.....	225
Federal Aviation Administration:									
Operations .....	220	.....	220	2,219	.....	2,219	3,160	.....	3,160
Airport and Airway Trust Fund:									
Grants-In-Aid for Airports .....	166	.....	166	1,806	.....	1,806	1,900	.....	1,900
Facilities and Equipment .....	200	.....	200	1,606	.....	1,606	1,528	.....	1,528
Research, Engineering, and Development.....	12	.....	12	93	.....	93	95	.....	95
Trust Fund Share of FAA Operations.....	600	.....	600	3,450	.....	3,450	2,082	.....	2,082
<b>Total--Airport and Airway Trust Fund .....</b>	<b>977</b>	<b>.....</b>	<b>977</b>	<b>6,954</b>	<b>.....</b>	<b>6,954</b>	<b>5,604</b>	<b>.....</b>	<b>5,604</b>
Other .....	-63	4	-67	-114	74	-188	286	153	132
<b>Total--Federal Aviation Administration .....</b>	<b>1,134</b>	<b>4</b>	<b>1,130</b>	<b>9,059</b>	<b>74</b>	<b>8,985</b>	<b>9,050</b>	<b>153</b>	<b>8,897</b>
Federal Highway Administration:									
Highway Trust Fund:									
Federal-Aid Highways.....	2,263	.....	2,263	19,725	.....	19,725	17,742	.....	17,742
Other .....	1	.....	1	4	5	-1	14	2	12
Highway Infrastructure Investment, Recovery Act.....	183	.....	183	2,075	.....	2,075	5,241	.....	5,241
Other Programs .....	236	.....	236	690	(**)	690	346	(**)	346
<b>Total--Federal Highway Administration .....</b>	<b>2,683</b>	<b>.....</b>	<b>2,683</b>	<b>22,495</b>	<b>5</b>	<b>22,490</b>	<b>23,343</b>	<b>2</b>	<b>23,341</b>
Federal Motor Carrier Safety Administration .....	40	.....	40	298	.....	298	271	.....	271
National Highway Traffic Safety Administration .....	57	.....	57	442	.....	442	503	.....	503
Federal Railroad Administration:									
Operating Subsidy Grants to the National Railroad Passenger Corporation .....	94	.....	94	381	.....	381	293	.....	293
Capital and Debt Service Grants to the National Railroad Passenger Corporation.....	81	.....	81	605	.....	605	591	.....	591
Capital Assistance for High Speed Rail Corridors and Intercity Passenger Rail Service .....	32	.....	32	243	.....	243	90	.....	90
Other .....	33	.....	33	198	(**)	198	333	3	330
<b>Total--Federal Railroad Administration.....</b>	<b>240</b>	<b>.....</b>	<b>240</b>	<b>1,427</b>	<b>(**)</b>	<b>1,427</b>	<b>1,307</b>	<b>3</b>	<b>1,304</b>

**Table 5. Outlays of the U.S. Government, April 2012 and Other Periods —Continued**

Classification	[\$ millions]								
	This Month			Current Fiscal Year to Date			Prior Fiscal Year to Date		
	Gross Outlays	Applicable Receipts	Outlays	Gross Outlays	Applicable Receipts	Outlays	Gross Outlays	Applicable Receipts	Outlays
<b>Department of Transportation:—Continued</b>									
Federal Transit Administration:									
Formula Grants.....	13	.....	13	108	.....	108	149	.....	149
Capital Investment Grants.....	253	.....	253	1,362	.....	1,362	1,047	.....	1,047
Transit Formula Grants.....	927	.....	927	4,659	.....	4,659	3,607	.....	3,607
Transit Capital Assistance, Recovery Act.....	70	.....	70	701	.....	701	1,365	.....	1,365
Other.....	18	.....	18	197	.....	197	309	.....	309
Total--Federal Transit Administration.....	1,281	.....	1,281	7,027	.....	7,027	6,478	.....	6,478
Maritime Administration.....	71	(**)	71	118	17	101	240	27	213
Other.....	14	2	12	181	12	169	181	14	166
Proprietary Receipts from the Public.....	.....	2	-2	.....	16	-16	.....	48	-48
Intrabudgetary Transactions:									
Other.....	(**)	.....	(**)	-1	.....	-1	(**)	.....	(**)
Offsetting Governmental Receipts.....	.....	13	-13	.....	13	-13	.....	(**)	(**)
Total--Department of Transportation.....	5,673	20	5,652	41,677	137	41,540	41,598	249	41,349
<b>Department of the Treasury:</b>									
Departmental Offices:									
Exchange Stabilization Fund.....	(**)	39	-39	.....	152	-152	.....	182	-182
Grants for Specified Energy Property in Lieu of Tax Credit.....	272	.....	272	2,277	.....	2,277	1,728	.....	1,728
Housing and Economic Recovery Programs.....	.....	.....	.....	18,645	.....	18,645	13,612	.....	13,612
Troubled Asset Relief Programs.....	184	.....	184	28,644	.....	28,644	21,378	.....	21,378
Other.....	138	.....	138	1,707	.....	1,707	3,517	.....	3,517
Financial Management Service:									
Payment to the Resolution Funding Corporation.....	662	.....	662	1,976	.....	1,976	1,662	.....	1,662
Financial Agent Services.....	61	.....	61	357	.....	357	342	.....	342
Interest Paid to Credit Financing Accounts.....	.....	.....	.....	1	.....	1	(**)	.....	(**)
Claims, Judgments, and Relief Acts.....	65	.....	65	1,331	.....	1,331	619	.....	619
Other.....	360	(**)	360	1,951	(**)	1,951	451	(**)	451
Total--Financial Management Service.....	1,149	(**)	1,149	5,615	(**)	5,615	3,074	(**)	3,074
Federal Financing Bank.....	-201	.....	-201	-366	.....	-366	-256	.....	-256
Alcohol and Tobacco Tax and Trade Bureau:									
Salaries and Expenses.....	11	.....	11	63	.....	63	58	.....	58
Internal Revenue Collections for Puerto Rico.....	27	.....	27	243	.....	243	273	.....	273
Bureau of Engraving and Printing.....	4	.....	4	-4	.....	-4	44	.....	44
United States Mint.....	216	263	-47	2,658	2,500	158	2,725	2,922	-197
Bureau of the Public Debt.....	15	.....	15	162	.....	162	162	.....	162
Internal Revenue Service:									
Taxpayer Services.....	296	.....	296	1,441	.....	1,441	1,388	.....	1,388
Enforcement.....	595	.....	595	3,233	.....	3,233	3,139	.....	3,139
Operations Support.....	354	.....	354	2,523	.....	2,523	2,400	.....	2,400
Build America Bond Payments, Recovery Act.....	380	.....	380	2,268	.....	2,268	1,829	.....	1,829
Payment Where Earned Income Credit Exceeds Liability for Tax.....	4,525	.....	4,525	52,497	.....	52,497	52,292	.....	52,292
Payment Where Child Tax Credit Exceeds Liability for Tax.....	1,962	.....	1,962	20,548	.....	20,548	20,584	.....	20,584
Payment Where Tax Credits to Aid First Time Homebuyers Exceeds Liability for Tax.....	6	.....	6	29	.....	29	1,648	.....	1,648
Payment Where Making Work Pay Credit Exceeds Liability for Tax, Recovery Act.....	17	.....	17	237	.....	237	12,449	.....	12,449
Refunding Internal Revenue Collections, Interest.....	539	.....	539	1,861	.....	1,861	1,598	.....	1,598
Other.....	1,027	(**)	1,027	6,478	2	6,476	8,398	1	8,397
Total--Internal Revenue Service.....	9,700	(**)	9,700	91,113	2	91,111	105,726	1	105,724
Comptroller of the Currency.....	93	1	92	655	494	161	441	404	37
Office of Thrift Supervision.....	.....	.....	.....	.....	.....	.....	150	116	34
Interest on the Public Debt:									
Interest on Treasury Debt Securities (Gross):									
Public Issues (Accrual Basis).....	22,594	.....	22,594	141,436	.....	141,436	137,774	.....	137,774
Special Issues (Cash Basis).....	7,527	.....	7,527	99,483	.....	99,483	106,703	.....	106,703
Total--Interest on Treasury Debt Securities (Gross).....	30,121	.....	30,121	240,919	.....	240,919	244,477	.....	244,477
Total--Interest on the Public Debt.....	30,121	.....	30,121	240,919	.....	240,919	244,477	.....	244,477
Other.....	15	.....	15	56	.....	56	60	.....	60
Proprietary Receipts from the Public.....	.....	240	-240	.....	25,902	-25,902	.....	25,338	-25,338
Intrabudgetary Transactions.....	-336	.....	-336	-1,273	.....	-1,273	-1,707	.....	-1,707
Total--Department of the Treasury.....	41,408	543	40,865	391,112	29,049	362,063	395,463	28,964	366,500

**Table 5. Outlays of the U.S. Government, April 2012 and Other Periods —Continued**

Classification	[\$ millions]								
	This Month			Current Fiscal Year to Date			Prior Fiscal Year to Date		
	Gross Outlays	Applicable Receipts	Outlays	Gross Outlays	Applicable Receipts	Outlays	Gross Outlays	Applicable Receipts	Outlays
<b>Department of Veterans Affairs:</b>									
Joint DOD-VA Medical Facility Demonstration Fund.....	28	.....	28	190	.....	190	.....	.....	.....
Veterans Health Administration:									
Medical Services.....	3,235	.....	3,235	23,124	.....	23,124	23,282	.....	23,282
Medical Support and Compliance.....	393	.....	393	2,878	.....	2,878	2,953	.....	2,953
Medical Facilities.....	447	.....	447	3,030	.....	3,030	2,890	.....	2,890
Other.....	85	30	55	630	233	397	637	224	413
<b>Benefit Programs:</b>									
Public Enterprise Funds:									
Housing Accounts.....	(**)	1	-1	3	8	-4	4	9	-5
Other.....	89	81	8	713	684	29	691	685	6
Compensation and Pensions.....	715	.....	715	29,254	.....	29,254	34,320	.....	34,320
Readjustment Benefits.....	496	.....	496	6,295	.....	6,295	6,777	.....	6,777
Veterans Housing Benefit Program Fund.....	3	.....	3	1,601	.....	1,601	1,422	.....	1,422
Insurance Funds:									
National Service Life.....	88	.....	88	624	.....	624	653	.....	653
Veterans Special Life.....	14	2	12	92	70	22	89	73	16
Other.....	2	.....	2	42	.....	42	59	.....	59
<b>Total—Benefit Programs.....</b>	<b>1,409</b>	<b>84</b>	<b>1,325</b>	<b>38,625</b>	<b>762</b>	<b>37,863</b>	<b>44,015</b>	<b>767</b>	<b>43,248</b>
<b>Departmental Administration:</b>									
Construction.....	91	.....	91	753	.....	753	868	.....	868
Information Technology Systems.....	286	.....	286	1,954	.....	1,954	1,907	.....	1,907
General Operating Expenses.....	143	.....	143	1,432	(**)	1,432	1,707	(**)	1,707
Other.....	124	(**)	124	864	(**)	864	339	.....	339
Proprietary Receipts from the Public:									
National Service Life.....	.....	4	-4	.....	44	-44	.....	57	-57
Other.....	.....	288	-288	.....	1,989	-1,989	.....	1,712	-1,712
Intrabudgetary Transactions.....	14	.....	14	-11	.....	-11	-7	.....	-7
<b>Total—Department of Veterans Affairs.....</b>	<b>6,256</b>	<b>406</b>	<b>5,850</b>	<b>73,468</b>	<b>3,029</b>	<b>70,439</b>	<b>78,592</b>	<b>2,761</b>	<b>75,830</b>
<b>Corps of Engineers:</b>									
Construction.....	193	.....	193	1,547	.....	1,547	2,466	.....	2,466
Operation and Maintenance.....	159	.....	159	1,103	.....	1,103	1,979	.....	1,979
Flood Control and Coastal Emergencies.....	87	.....	87	719	.....	719	1,033	.....	1,033
Harbor Maintenance Trust Fund.....	69	.....	69	486	.....	486	.....	.....	.....
Rivers and Harbors Contributed Funds.....	45	.....	45	285	.....	285	235	.....	235
Other.....	38	.....	38	808	.....	808	930	.....	930
Proprietary Receipts from the Public.....	.....	39	-39	.....	276	-276	.....	321	-321
Intrabudgetary Transactions.....	(**)	.....	(**)	(**)	.....	(**)	(**)	.....	(**)
<b>Total—Corps of Engineers.....</b>	<b>592</b>	<b>39</b>	<b>553</b>	<b>4,950</b>	<b>276</b>	<b>4,674</b>	<b>6,643</b>	<b>321</b>	<b>6,322</b>
<b>Other Defense Civil Programs:</b>									
Military Retirement:									
Payment to Military Retirement Fund.....	.....	.....	.....	64,751	.....	64,751	61,404	.....	61,404
Military Retirement Fund.....	380	.....	380	26,639	.....	26,639	29,658	.....	29,658
Retiree Health Care:									
Payment to Department of Defense Medicare-Eligible Retiree Health Care Fund.....	.....	.....	.....	6,716	.....	6,716	9,785	.....	9,785
Department of Defense Medicare-Eligible Retiree Health Care Fund.....	931	.....	931	5,330	.....	5,330	5,156	.....	5,156
Educational Benefits.....	40	.....	40	250	.....	250	272	.....	272
Other.....	16	.....	16	142	.....	142	124	.....	124
Proprietary Receipts from the Public.....	.....	2	-2	.....	10	-10	.....	6	-6
Intrabudgetary Transactions.....	-2,331	.....	-2,331	-76,276	.....	-76,276	-76,904	.....	-76,904
<b>Total—Other Defense Civil Programs.....</b>	<b>-965</b>	<b>2</b>	<b>-966</b>	<b>27,552</b>	<b>10</b>	<b>27,542</b>	<b>29,495</b>	<b>6</b>	<b>29,489</b>
<b>Environmental Protection Agency:</b>									
Science and Technology.....	75	.....	75	466	.....	466	479	.....	479
Environmental Programs and Management.....	193	.....	193	1,531	.....	1,531	1,524	.....	1,524
State and Tribal Assistance Grants.....	466	.....	466	2,972	.....	2,972	3,705	.....	3,705
Payment to the Hazardous Substance Superfund.....	.....	.....	.....	1,075	.....	1,075	680	.....	680
Hazardous Substance Superfund.....	106	.....	106	778	.....	778	797	.....	797
Other.....	26	(**)	26	157	22	135	206	23	183
Proprietary Receipts from the Public.....	.....	-9	9	.....	11	-11	.....	42	-42
Intrabudgetary Transactions.....	23	.....	23	-1,040	.....	-1,040	-673	.....	-673
Offsetting Governmental Receipts.....	.....	2	-2	.....	16	-16	.....	22	-22
<b>Total—Environmental Protection Agency.....</b>	<b>888</b>	<b>-6</b>	<b>894</b>	<b>5,939</b>	<b>49</b>	<b>5,890</b>	<b>6,717</b>	<b>86</b>	<b>6,631</b>
<b>Executive Office of the President:</b>									
The White House.....	4	.....	4	34	.....	34	34	.....	34
Office of Management and Budget.....	7	.....	7	53	.....	53	55	.....	55
Unanticipated Needs.....	(**)	.....	(**)	2	.....	2	76	.....	76
Other.....	16	.....	16	129	.....	129	140	.....	140
Proprietary Receipts from the Public.....	.....	(**)	(**)	.....	(**)	(**)	.....	(**)	(**)
Intrabudgetary Transactions.....	(**)	.....	(**)	(**)	.....	(**)	(**)	.....	(**)
<b>Total—Executive Office of the President.....</b>	<b>28</b>	<b>(**)</b>	<b>28</b>	<b>218</b>	<b>(**)</b>	<b>218</b>	<b>305</b>	<b>(**)</b>	<b>305</b>

**Table 5. Outlays of the U.S. Government, April 2012 and Other Periods —Continued**

Classification	[\$ millions]								
	This Month			Current Fiscal Year to Date			Prior Fiscal Year to Date		
	Gross Outlays	Applicable Receipts	Outlays	Gross Outlays	Applicable Receipts	Outlays	Gross Outlays	Applicable Receipts	Outlays
<b>General Services Administration:</b>									
Real Property Activities.....	-24	.....	-24	883	.....	883	977	.....	977
Supply and Technology Activities.....	-52	.....	-52	-272	.....	-272	-14	.....	-14
General Activities.....	17	.....	17	156	.....	156	218	.....	218
Proprietary Receipts from the Public.....	.....	3	-3	.....	154	-154	.....	40	-40
Intrabudgetary Transactions.....	-1	.....	-1	-5	.....	-5	-8	.....	-8
<b>Total—General Services Administration.....</b>	<b>-60</b>	<b>3</b>	<b>-63</b>	<b>762</b>	<b>154</b>	<b>608</b>	<b>1,173</b>	<b>40</b>	<b>1,133</b>
<b>International Assistance Programs:</b>									
Millennium Challenge Corporation.....	98	.....	98	867	.....	867	879	.....	879
<b>International Security Assistance:</b>									
Foreign Military Financing Program.....	1,320	.....	1,320	4,766	.....	4,766	2,730	.....	2,730
Economic Support Fund.....	269	.....	269	2,463	.....	2,463	3,483	.....	3,483
Other.....	126	1	126	756	78	679	714	101	614
<b>Total—International Security Assistance.....</b>	<b>1,715</b>	<b>1</b>	<b>1,715</b>	<b>7,986</b>	<b>78</b>	<b>7,908</b>	<b>6,928</b>	<b>101</b>	<b>6,827</b>
<b>Multilateral Assistance:</b>									
<b>Contribution to the International Development Association:</b>									
Association.....	.....	.....	.....	.....	.....	.....	120	.....	120
Other.....	264	.....	264	1,347	.....	1,347	957	.....	957
<b>Total—Multilateral Assistance.....</b>	<b>264</b>	<b>.....</b>	<b>264</b>	<b>1,347</b>	<b>.....</b>	<b>1,347</b>	<b>1,077</b>	<b>.....</b>	<b>1,077</b>
<b>Agency for International Development:</b>									
Development Assistance Program.....	134	.....	134	1,047	.....	1,047	819	.....	819
Assistance for Europe, Eurasia and Central Asia.....	51	.....	51	297	.....	297	252	.....	252
International Disaster Assistance.....	101	.....	101	634	.....	634	799	.....	799
Operating Expenses.....	89	.....	89	892	.....	892	589	.....	589
Other.....	-25	22	-47	403	225	178	338	245	93
Proprietary Receipts from the Public.....	.....	2	-2	.....	46	-46	.....	86	-86
Intrabudgetary Transactions.....	4	.....	4	35	.....	35	-21	.....	-21
<b>Total—Agency for International Development.....</b>	<b>355</b>	<b>24</b>	<b>330</b>	<b>3,308</b>	<b>270</b>	<b>3,037</b>	<b>2,777</b>	<b>331</b>	<b>2,445</b>
<b>Overseas Private Investment Corporation:</b>									
Overseas Private Investment Corporation Accounts.....	5	15	-11	45	131	-86	51	115	-65
Proprietary Receipts from the Public.....	.....	3	-3	.....	43	-43	.....	23	-23
<b>Total—Overseas Private Investment Corporation.....</b>	<b>5</b>	<b>18</b>	<b>-13</b>	<b>45</b>	<b>173</b>	<b>-128</b>	<b>51</b>	<b>138</b>	<b>-87</b>
Peace Corps.....	29	(**)	29	219	(**)	219	222	(**)	222
International Monetary Programs.....	-3	.....	-3	180	.....	180	-531	.....	-531
<b>Military Sales Programs:</b>									
Foreign Military Sales Trust Fund.....	2,042	.....	2,042	15,182	.....	15,182	11,813	.....	11,813
Other.....	.....	.....	.....	100	.....	-100	(**)	.....	(**)
Proprietary Receipts from the Public.....	.....	1,897	-1,897	.....	14,526	-14,526	.....	13,263	-13,263
Other.....	10	(**)	10	66	1	66	79	1	78
<b>Total—International Assistance Programs.....</b>	<b>4,514</b>	<b>1,940</b>	<b>2,574</b>	<b>29,199</b>	<b>15,148</b>	<b>14,051</b>	<b>23,294</b>	<b>13,834</b>	<b>9,460</b>
<b>National Aeronautics and Space Administration:</b>									
Science.....	341	.....	341	2,724	.....	2,724	2,707	.....	2,707
Aeronautics.....	49	.....	49	345	.....	345	348	.....	348
Exploration.....	266	.....	266	1,938	.....	1,938	1,889	.....	1,889
Cross Agency Support.....	243	.....	243	1,686	.....	1,686	1,811	.....	1,811
Space Operations.....	266	.....	266	2,223	.....	2,223	2,935	.....	2,935
Other.....	61	.....	61	333	.....	333	369	.....	369
Proprietary Receipts from the Public.....	.....	(**)	(**)	.....	1	-1	.....	3	-3
Intrabudgetary Transactions.....	(**)	.....	(**)	6	.....	6	(**)	.....	(**)
<b>Total—National Aeronautics and Space Administration.....</b>	<b>1,227</b>	<b>(**)</b>	<b>1,227</b>	<b>9,254</b>	<b>1</b>	<b>9,253</b>	<b>10,059</b>	<b>3</b>	<b>10,056</b>
<b>National Science Foundation:</b>									
Research and Related Activities.....	511	.....	511	3,104	.....	3,104	3,163	.....	3,163
Education and Human Resources.....	4	.....	4	451	.....	451	417	.....	417
Other.....	23	.....	23	364	.....	364	291	.....	291
Proprietary Receipts from the Public.....	.....	14	-14	.....	28	-28	.....	29	-29
<b>Total—National Science Foundation.....</b>	<b>538</b>	<b>14</b>	<b>524</b>	<b>3,920</b>	<b>28</b>	<b>3,891</b>	<b>3,871</b>	<b>29</b>	<b>3,843</b>
<b>Office of Personnel Management:</b>									
<b>Government Payment for Annuitants, Employees</b>									
Health and Life Insurance Benefits.....	918	.....	918	6,206	.....	6,206	5,831	.....	5,831
Civil Service Retirement and Disability Fund.....	6,355	.....	6,355	42,795	.....	42,795	41,094	.....	41,094
Employees Life Insurance Fund.....	214	239	-25	1,540	2,467	-926	1,453	2,512	-1,059
Employees and Retired Employees Health Benefits Fund.....	3,585	3,590	-5	24,607	25,647	-1,041	23,262	24,955	-1,693
Other.....	34	.....	34	23	.....	23	95	.....	95
Proprietary Receipts from the Public.....	.....	(**)	(**)	.....	13	-13	.....	3	-3
<b>Intrabudgetary Transactions:</b>									
Postal Service Contributions.....	.....	.....	.....	-821	.....	-821	-783	.....	-783
Civil Service Retirement and Disability Fund:									
Other.....	-4	.....	-4	-29	.....	-29	-29	.....	-29
<b>Total—Office of Personnel Management.....</b>	<b>11,102</b>	<b>3,830</b>	<b>7,272</b>	<b>74,321</b>	<b>28,127</b>	<b>46,194</b>	<b>70,923</b>	<b>27,470</b>	<b>43,452</b>



**Table 5. Outlays of the U.S. Government, April 2012 and Other Periods —Continued**

Classification	[\$ millions]								
	This Month			Current Fiscal Year to Date			Prior Fiscal Year to Date		
	Gross Outlays	Applicable Receipts	Outlays	Gross Outlays	Applicable Receipts	Outlays	Gross Outlays	Applicable Receipts	Outlays
<b>Small Business Administration:</b>									
Salaries and Expenses .....	89	.....	89	201	.....	201	319	(**)	319
Business Loans Program .....	21	2	18	2,786	5	2,781	5,068	4	5,063
Disaster Loans Program .....	5	(**)	5	369	1	368	395	1	394
Other .....	4	1	3	21	5	15	14	5	9
Proprietary Receipts from the Public .....	.....	(**)	(**)	.....	868	-868	.....	153	-153
Intrabudgetary Transactions .....	.....	.....	.....	(**)	.....	(**)	(**)	.....	(**)
<b>Total--Small Business Administration .....</b>	<b>119</b>	<b>3</b>	<b>116</b>	<b>3,377</b>	<b>879</b>	<b>2,497</b>	<b>5,797</b>	<b>164</b>	<b>5,633</b>
<b>Social Security Administration:</b>									
Payments to Social Security Trust Funds .....	18,628	.....	18,628	86,393	.....	86,393	51,454	.....	51,454
Supplemental Security Income Program .....	826	.....	826	27,412	.....	27,412	34,040	.....	34,040
<b>Federal Old-Age and Survivors Insurance Trust Fund (Off-Budget):</b>									
Benefit Payments .....	52,810	.....	52,810	361,077	.....	361,077	342,810	.....	342,810
Administrative Expenses .....	127	.....	127	2,002	.....	2,002	2,195	.....	2,195
Other .....	.....	.....	.....	.....	.....	.....	113	.....	113
<b>Total--FOASI Trust Fund .....</b>	<b>52,937</b>	<b>.....</b>	<b>52,937</b>	<b>363,079</b>	<b>.....</b>	<b>363,079</b>	<b>345,119</b>	<b>.....</b>	<b>345,119</b>
<b>Federal Disability Insurance Trust Fund (Off-Budget):</b>									
Benefit Payments .....	11,391	.....	11,391	77,902	.....	77,902	74,098	.....	74,098
Administrative Expenses .....	142	.....	142	1,644	.....	1,644	1,742	.....	1,742
Other .....	.....	.....	.....	.....	.....	.....	3	.....	3
<b>Total--FDI Trust Fund .....</b>	<b>11,532</b>	<b>.....</b>	<b>11,532</b>	<b>79,546</b>	<b>.....</b>	<b>79,546</b>	<b>75,842</b>	<b>.....</b>	<b>75,842</b>
Other .....	10	.....	10	119	.....	119	133	.....	133
<b>Proprietary Receipts from the Public:</b>									
On-Budget .....	.....	192	-192	.....	1,545	-1,545	.....	1,676	-1,676
Off-Budget .....	.....	10	-10	.....	70	-70	.....	64	-64
<b>Intrabudgetary Transactions:</b>									
On-Budget:									
Quinquennial Adjustment for Military Service Credits from FOASI and FDI .....	.....	.....	.....	.....	.....	.....	-116	.....	-116
Off-Budget <sup>1</sup> .....	-18,628	.....	-18,628	-86,392	.....	-86,392	-51,453	.....	-51,453
<b>Total--Social Security Administration .....</b>	<b>65,305</b>	<b>203</b>	<b>65,103</b>	<b>470,156</b>	<b>1,615</b>	<b>468,542</b>	<b>455,019</b>	<b>1,740</b>	<b>453,279</b>
<b>Other Independent Agencies:</b>									
Broadcasting Board of Governors .....	51	-2	53	407	-4	411	418	-2	420
Bureau of Consumer Financial Protection .....	22	.....	22	122	(**)	122	17	.....	17
Corporation for National and Community Service .....	94	(**)	94	586	1	585	610	(**)	609
Corporation for Public Broadcasting .....	.....	.....	.....	444	.....	444	430	.....	430
<b>District of Columbia:</b>									
Courts .....	26	.....	26	192	.....	192	188	.....	188
General and Special Payments .....	46	(**)	46	389	(**)	389	323	1	322
Equal Employment Opportunity Commission .....	25	(**)	24	206	1	205	224	1	223
Export-Import Bank of the United States .....	6	21	-14	315	721	-407	-284	76	-360
<b>Federal Communications Commission:</b>									
Universal Service Fund .....	738	.....	738	25,365	.....	5,365	5,185	.....	5,185
Spectrum Auction Program Account .....	(**)	.....	(**)	20	.....	20	41	.....	41
Other .....	18	2	16	174	16	158	152	17	136
<b>Federal Deposit Insurance Corporation:</b>									
Deposit Insurance Fund .....	-162	34	-195	3,272	-4	3,275	-2,306	62	-2,369
FSLIC Resolution Fund .....	1	2	-2	54	57	-3	4	21	-17
<b>Total--Federal Deposit Insurance Corporation .....</b>	<b>-161</b>	<b>36</b>	<b>-197</b>	<b>3,325</b>	<b>53</b>	<b>3,272</b>	<b>-2,302</b>	<b>83</b>	<b>-2,385</b>
Federal Drug Control Programs .....	26	.....	26	254	.....	254	170	.....	170
Federal Housing Finance Agency .....	25	.....	25	138	.....	138	88	.....	88
Intelligence Community Management Account .....	66	.....	66	332	.....	332	357	.....	357
Legal Services Corporation .....	29	.....	29	206	.....	206	248	.....	248
National Archives and Records Administration .....	26	2	24	236	17	219	284	10	274
National Credit Union Administration .....	71	318	-247	2,624	933	1,691	11,522	22,993	-11,471
National Endowment for the Arts .....	12	(**)	12	88	1	87	99	(**)	98
National Endowment for the Humanities .....	13	.....	13	86	1	85	80	1	79
Institute of Museum and Library Services .....	18	.....	18	145	1	145	159	(**)	159
National Labor Relations Board .....	22	(**)	22	158	(**)	158	173	(**)	173
Nuclear Regulatory Commission .....	80	62	19	609	495	114	633	482	151
<b>Postal Service:</b>									
Off-Budget:									
Public Enterprise Funds .....	5,464	5,382	82	42,157	41,783	374	41,493	40,603	890
Other .....	.....	.....	.....	256	.....	256	135	.....	135
Other .....	.....	.....	.....	74	.....	74	101	.....	101

**Table 5. Outlays of the U.S. Government, April 2012 and Other Periods —Continued**

Classification	[\$ millions]								
	This Month			Current Fiscal Year to Date			Prior Fiscal Year to Date		
	Gross Outlays	Applicable Receipts	Outlays	Gross Outlays	Applicable Receipts	Outlays	Gross Outlays	Applicable Receipts	Outlays
<b>Other Independent Agencies:—Continued</b>									
Railroad Retirement Board:									
Federal Windfall Subsidy .....	4	.....	4	29	.....	29	33	.....	33
Federal Payments to the Railroad Retirement Accounts.....	146	.....	146	564	.....	564	452	.....	452
Railroad Unemployment Insurance Trust Fund:									
Benefit Payments.....	6	.....	6	52	.....	52	60	.....	60
Transfer to Administrative Funds .....	1	.....	1	9	.....	9	9	.....	9
Rail Industry Pension Fund:									
Benefit Payments.....	399	.....	399	2,764	.....	2,764	2,663	.....	2,663
Advances from FOASDI Fund.....	-118	.....	-118	-811	.....	-811	-798	.....	-798
OASDI Certifications .....	118	.....	118	811	.....	811	798	.....	798
Transfer to Administrative Funds .....	5	.....	5	40	.....	40	38	.....	38
Other.....	(**)	.....	(**)	(**)	.....	(**)	(**)	.....	(**)
National Railroad Retirement Investment Trust:									
Administrative Expenses.....	12	.....	12	46	.....	46	42	.....	42
Transfers to the Railroad Retirement Trust Funds from the National Railroad Retirement Investment Trust.....	163	.....	163	1,047	.....	1,047	1,114	.....	1,114
Railroad Social Security Equivalent Benefit Account:									
Benefit Payments.....	547	.....	547	3,766	.....	3,766	3,665	.....	3,665
Transfer to Administrative Funds .....	2	.....	2	18	.....	18	19	.....	19
Other .....	(**)	.....	(**)	4	.....	4	10	.....	10
Proprietary Receipts from the Public.....	.....	226	-226	.....	1,415	-1,415	.....	4,021	-4,021
Intrabudgetary Transactions:									
Other.....	-309	.....	-309	-1,611	.....	-1,611	-1,566	.....	-1,566
<b>Total--Railroad Retirement Board .....</b>	<b>978</b>	<b>226</b>	<b>753</b>	<b>6,727</b>	<b>1,415</b>	<b>5,312</b>	<b>6,541</b>	<b>4,021</b>	<b>2,519</b>
Securities and Exchange Commission.....	60	(**)	60	218	(**)	218	130	(**)	130
Smithsonian Institution.....	95	(**)	95	580	(**)	580	519	.....	519
Tennessee Valley Authority .....	4,257	3,676	580	24,495	23,558	937	19,235	19,076	159
Other .....	157	39	118	1,853	257	1,596	1,472	283	1,189
<b>Total--Other Independent Agencies .....</b>	<b>12,264</b>	<b>9,760</b>	<b>2,505</b>	<b>92,782</b>	<b>69,249</b>	<b>23,532</b>	<b>88,440</b>	<b>87,645</b>	<b>795</b>
<b>Undistributed Offsetting Receipts:</b>									
Employer Share, Employee Retirement:									
Department of Health and Human Services:									
Federal Hospital Insurance Trust Fund:									
Federal Employer Contributions.....	-297	.....	-297	-2,028	.....	-2,028	-1,941	.....	-1,941
Postal Service Employer Contributions .....	-48	.....	-48	-342	.....	-342	-387	.....	-387
Department of State:									
Foreign Service Retirement and Disability Fund .....	-24	.....	-24	-182	.....	-182	-173	.....	-173
Other Defense Civil Programs:									
Military Retirement Fund.....	-2,020	.....	-2,020	-18,269	.....	-18,269	-16,907	.....	-16,907
Department of Defense Medicare-Eligible Retiree Health Care Fund .....									
.....	.....	.....	.....	-11,145	.....	-11,145	-11,315	.....	-11,315
Office of Personnel Management:									
Postal Service Contributions for Benefits									
Civil Service Retirement and Disability Fund .....	-1,882	.....	-1,882	-14,894	.....	-14,894	-13,938	.....	-13,938
Social Security Administration (Off-Budget):									
Federal Old-Age and Survivors Insurance Trust Fund:									
Federal Employer Contributions.....	-1,175	.....	-1,175	-7,544	.....	-7,544	-7,294	.....	-7,294
Federal Disability Insurance Trust Fund:									
Federal Employer Contributions.....	-199	.....	-199	-1,279	.....	-1,279	-1,238	.....	-1,238
Other .....	(**)	.....	(**)	-1	.....	-1	(**)	.....	(**)
<b>Total--Employer Share, Employee Retirement.....</b>	<b>-5,646</b>	<b>.....</b>	<b>-5,646</b>	<b>-55,684</b>	<b>.....</b>	<b>-55,684</b>	<b>-53,194</b>	<b>.....</b>	<b>-53,194</b>

**Table 5. Outlays of the U.S. Government, April 2012 and Other Periods —Continued**

Classification	[\$ millions]								
	This Month			Current Fiscal Year to Date			Prior Fiscal Year to Date		
	Gross Outlays	Applicable Receipts	Outlays	Gross Outlays	Applicable Receipts	Outlays	Gross Outlays	Applicable Receipts	Outlays
<b>Undistributed Offsetting Receipts:—Continued</b>									
Interest Received by Trust Funds:									
Judicial Branch:									
Judicial Survivors Annuity Fund .....	-2	.....	-2	-5	.....	-5	-6	.....	-6
Department of Health and Human Services:									
Federal Hospital Insurance Trust Fund .....	-8	.....	-8	-5,797	.....	-5,797	-6,706	.....	-6,706
Federal Supplementary Medical Insurance Trust Fund .....	-29	.....	-29	-1,500	.....	-1,500	-1,632	.....	-1,632
Department of Homeland Security:									
Oil Spill Liability Trust Fund .....	-3	.....	-3	-15	.....	-15	-11	.....	-11
Other .....	-2	.....	-2	-8	.....	-8	6	.....	6
Department of Labor:									
Unemployment Trust Fund .....	-8	.....	-8	-248	.....	-248	-356	.....	-356
Department of State:									
Foreign Service Retirement and Disability Fund .....	(**)	.....	(**)	-362	.....	-362	-373	.....	-373
Department of Transportation:									
Airport and Airway Trust Fund .....	-1	.....	-1	-106	.....	-106	-88	.....	-88
Department of Veterans Affairs:									
National Service Life Insurance Fund .....	-2	.....	-2	-190	.....	-190	-215	.....	-215
United States Government Life Insurance Fund .....	(**)	.....	(**)	(**)	.....	(**)	-1	.....	-1
Corps of Engineers .....	(**)	.....	(**)	21	.....	21	-90	.....	-90
Other Defense Civil Programs:									
Military Retirement Fund .....	-4,108	.....	-4,108	-8,646	.....	-8,646	-10,438	.....	-10,438
Educational Benefits Fund .....	-2	.....	-2	-30	.....	-30	-39	.....	-39
Armed Forces Retirement Home .....	-1	.....	-1	-3	.....	-3	-4	.....	-4
Environmental Protection Agency .....	(**)	.....	(**)	-41	.....	-41	-88	.....	-88
Office of Personnel Management:									
Civil Service Retirement and Disability Fund .....	-19	.....	-19	-17,471	.....	-17,471	-17,913	.....	-17,913
Social Security Administration (Off-Budget):									
Federal Old-Age and Survivors Insurance Trust Fund .....	-173	.....	-173	-52,597	.....	-52,597	-53,836	.....	-53,836
Federal Disability Insurance Trust Fund .....	-42	.....	-42	-3,813	.....	-3,813	-4,504	.....	-4,504
Independent Agencies:									
Railroad Retirement Board .....	-1	.....	-1	-38	.....	-38	-51	.....	-51
Other .....	(**)	.....	(**)	-9	.....	-9	-12	.....	-12
Other .....	-10	.....	-10	-19	.....	-19	-93	.....	-93
Total--Interest Received by Trust Funds .....	-4,412	.....	-4,412	-90,879	.....	-90,879	-96,450	.....	-96,450
Rents and Royalties on the Outer Continental Shelf Lands .....	.....	1,109	-1,109	.....	4,096	-4,096	.....	2,966	-2,966
<b>Total--Undistributed Offsetting Receipts .....</b>	<b>-10,057</b>	<b>1,109</b>	<b>-11,166</b>	<b>-146,563</b>	<b>4,096</b>	<b>-150,658</b>	<b>-149,644</b>	<b>2,966</b>	<b>-152,610</b>
<b>Total Outlays .....</b>	<b>291,003</b>	<b>31,313</b>	<b>259,690</b>	<b>2,346,711</b>	<b>243,661</b>	<b>2,103,050</b>	<b>2,428,260</b>	<b>249,017</b>	<b>2,179,244</b>
<b>Total On-Budget .....</b>	<b>241,286</b>	<b>25,920</b>	<b>215,365</b>	<b>2,013,300</b>	<b>201,809</b>	<b>1,811,491</b>	<b>2,083,997</b>	<b>208,350</b>	<b>1,875,647</b>
<b>Total Off-Budget .....</b>	<b>49,717</b>	<b>5,392</b>	<b>44,325</b>	<b>333,412</b>	<b>41,852</b>	<b>291,559</b>	<b>344,263</b>	<b>40,666</b>	<b>303,597</b>
<b>Total Surplus (+) or Deficit .....</b>			<b>+59,117</b>			<b>-719,859</b>			<b>-869,805</b>
<b>Total On-Budget .....</b>			<b>+42,741</b>			<b>-761,225</b>			<b>-904,813</b>
<b>Total Off-Budget .....</b>			<b>+16,376</b>			<b>+41,367</b>			<b>+35,008</b>

**MEMORANDUM**

Receipts Offset Against Outlays (In Millions)

	Current Fiscal Year to Date	Comparable Period Prior Fiscal Year
Proprietary Receipts .....	119,852	108,399
Intrabudgetary Transactions .....	498,940	480,363
Governmental Receipts .....	4,659	4,154
<b>Total Receipts Offset Against Outlays .....</b>	<b>623,451</b>	<b>592,917</b>

<sup>1</sup>Includes FICA and SECA tax credits, non-contributory military service credits, special benefits for the aged, and credit for the unnegotiated OASI benefit checks.

<sup>2</sup>Outlays have been decreased by \$12 million to reflect additional reporting by the Federal Communications Commission for the months of January, February, and March 2012.

(\*\*) Less than \$500,000

... No Transactions

Note: Details may not add to totals due to rounding.

**Table 6. Means of Financing the Deficit or Disposition of Surplus by the U.S. Government, April 2012 and Other Periods**

Assets and Liabilities Directly Related to Budget Off-Budget Activity	[\$ millions]					
	Net Transactions (-) denotes net reduction of either liability or asset accounts			Account Balances Current Fiscal Year		
	This Month	Fiscal Year to Date		Beginning of		Close of This Month
This Year		Prior Year	This Year	This Month		
<b>Liability Accounts:</b>						
Borrowing from the Public:						
Treasury Securities, Issued Under General						
Financing Authorities:						
Debt Held by the Public .....	69,246	789,040	632,142	10,127,031	10,846,825	10,916,071
Intragovernmental Holdings .....	41,043	112,988	93,865	4,663,309	4,735,254	4,776,297
Total Treasury Securities Outstanding .....	110,289	902,028	726,007	14,790,340	15,582,079	15,692,368
Plus Premium on Treasury Securities .....	813	6,111	2,448	20,743	26,041	26,855
Less Discount on Treasury Securities .....	418	251	1,567	73,848	73,681	74,099
Total Treasury Securities Net Of Premium and Discount .....	110,685	907,888	726,888	14,737,235	15,534,438	15,645,123
Agency Securities, Issued Under Special Financing						
Authorities (See Schedule B. for Other Agency Borrowing, See Schedule C) .....	589	41	658	24,988	24,439	25,028
Total Federal Securities .....	111,274	907,928	727,546	14,762,223	15,558,877	15,670,151
Deduct:						
Federal Securities Held As Investments of Government Accounts (See Schedule D) .....	41,004	112,820	93,916	4,658,307	4,730,124	4,771,128
Less Discount on Federal Securities Held as Investments of Government Accounts .....	-92	-652	-924	23,688	23,128	23,036
Net Federal Securities Held As Investments of Government Accounts .....	41,096	113,473	94,841	4,634,619	4,706,996	4,748,092
Total Borrowing from the Public .....	70,178	794,455	632,706	10,127,604	10,851,881	10,922,059
Accrued Interest Payable to the Public .....	2,881	9,593	17,121	51,527	58,239	61,120
Allocations of Special Drawing Rights .....	52	-391	2,287	55,150	54,707	54,759
Deposit Funds .....	-77	5,709	3,716	12,167	17,953	17,876
Miscellaneous Liability Accounts (Includes Checks Outstanding Etc.) .....	773	5,477	11,042	10,941	15,644	16,418
Total Liability Accounts .....	73,807	814,843	666,872	10,257,388	10,998,424	11,072,231
<b>Asset Accounts (Deduct)</b>						
Cash and Monetary Assets:						
U.S. Treasury Operating Cash: <sup>1</sup>						
Federal Reserve Account .....	123,139	110,335	-8,441	56,284	43,480	166,619
Supplementary Financing Program Account .....	.....	.....	-194,962	.....	.....	.....
Tax and Loan Note Accounts .....	.....	-1,805	29	1,805	.....	.....
Balance .....	123,139	108,530	-203,374	58,090	43,480	166,619
Special Drawing Rights:						
Total Holdings .....	52	-363	396	55,875	55,460	55,512
SDR Certificates Issued to Federal Reserve Banks .....	.....	.....	.....	-5,200	-5,200	-5,200
Balance .....	52	-363	396	50,675	50,260	50,312
Reserve Position on the U.S. Quota in the IMF:						
U.S. Subscription to International Monetary Fund:						
Direct Quota Payments .....	.....	.....	7,899	54,424	54,424	54,424
Maintenance of Value Adjustments .....	62	-467	2,568	11,356	10,827	10,889
Letter of Credit Issued to IMF .....	89	828	-1,577	-44,675	-43,936	-43,847
Dollar Deposits with the IMF .....	14	-7	-21	-153	-174	-160
Receivable/payable (-) for Interim Maintenance of Value Adjustments .....	-39	306	-1,853	1,705	2,051	2,012
Balance .....	125	661	7,016	22,657	23,193	23,318
Loans to International Monetary Fund .....	2,661	4,781	.....	6,230	8,350	11,011
Other Cash and Monetary Assets .....	-722	-128	137	25,501	26,095	25,373
Total Cash and Monetary Assets .....	125,255	113,481	-195,825	163,153	151,379	276,633
Non-Federal Securities of the National Railroad						
Retirement Investment Trust .....	-41	229	3,368	22,946	23,216	23,175
Net Activity, Guaranteed Loan Financing (See Schedule E) .....	1,080	3,024	-2,335	-22,110	-20,166	-19,086
Net Activity, Direct Loan Financing (See Schedule E) .....	2,551	-26,420	-11,903	792,423	763,452	766,004
Miscellaneous Asset Accounts .....	4,080	4,670	3,762	-332	258	4,338
Total Asset Accounts .....	132,924	94,984	-202,932	956,079	918,140	1,051,064
Excess of Liabilities (+) or Assets (-) .....	-59,117	719,859	869,805	9,301,309	10,080,285	10,021,168
Transactions Not Applied to Current Year's Surplus Or Deficit (See Schedule A for Details) .....						
Total Budget and Off-Budget Federal Entities (Financing of Deficit (+) or Disposition Of Surplus (-)) .....						
	-59,117	719,859	869,805	9,301,309	10,080,285	10,021,168

<sup>1</sup>Includes adjustment of -\$12 million for the months of January, February, and March 2012 to reflect additional reporting by the Federal Communications Commission.

<sup>2</sup>Major sources of information used to determine Treasury's operating cash balance include Federal Reserve Banks, the Treasury Regional Finance Centers, the Internal Revenue Service Centers, the Bureau of the Public Debt and various electronic systems. Deposits are reflected as received and withdrawals are reflected as processed.

... No Transactions  
Note: Details may not add to totals due to rounding.

**Table 6. Schedule A-Analysis of Change in Excess of Liabilities of the U.S. Government, April 2012 and Other Periods**

Classification	[\$ millions]		
	This Month	Fiscal Year to Date	
		This Year	Prior Year
<b>Excess of Liabilities Beginning of Period:</b>			
Based on Composition of Unified Budget in Preceding Period .....	10,080,296	9,302,250	8,003,515
Adjustments During Current Fiscal Year for Changes in Composition of Unified Budget:			
Revisions by Federal Agencies to the Prior Budget Results .....	-12	-941	999
<b>Excess of Liabilities Beginning of Period (Current Basis).....</b>	<b>10,080,285</b>	<b>9,301,309</b>	<b>8,004,514</b>
<b>Budget Surplus (-) or Deficit:</b>			
Based on Composition of Unified Budget in Prior Fiscal Year.....	-59,117	719,859	869,805
<b>Total Surplus (-) or Deficit (Table 2).....</b>	<b>-59,117</b>	<b>719,859</b>	<b>869,805</b>
Total-On-Budget (Table 2).....	-42,741	761,225	904,813
Total-Off-Budget (Table 2).....	-16,376	-41,367	-35,008
Transactions Not Applied to Current Year's Surplus or Deficit:			
Total-Transactions Not Applied to Current Year's Surplus or Deficit .....	.....	.....	.....
<b>Excess of Liabilities Close of Period .....</b>	<b>10,021,168</b>	<b>10,021,168</b>	<b>8,874,318</b>

... No Transactions

Note: Details may not add to totals due to rounding.

**Table 6. Schedule B-Securities Issued by Federal Agencies Under Special Financing Authorities, April 2012 and Other Periods**

Classification	[\$ millions]					
	This Month	Net Transactions (-) denotes net reduction of liability accounts		Account Balances Current Fiscal Year		
		This Year	Prior Year	Beginning of This Year	This Month	Close of This Month
<b>Agency Securities, Issued Under Special Financing Authorities:</b>						
Obligations Guaranteed by the United States, Issued By:						
Department of Housing and Urban Development:						
Federal Housing Administration .....	.....	.....	2	29	29	29
Obligations Not Guaranteed by the United States, Issued By:						
Legislative Branch:						
Architect of the Capitol .....	1	-2	-2	133	130	131
Independent Agencies:						
Federal Communications Commission.....	.....	.....	.....	(**)	(**)	(**)
National Archives and Records Administration .....	.....	-7	-7	166	158	158
Tennessee Valley Authority .....	588	50	664	24,660	24,122	24,710
<b>Total Agency Securities .....</b>	<b>589</b>	<b>41</b>	<b>658</b>	<b>24,988</b>	<b>24,439</b>	<b>25,028</b>

... No Transactions

Note: Details may not add to totals due to rounding.

(\*\*) Less than \$500,000

**Table 6. Schedule C (Memorandum)-Federal Agency Borrowing Financed Through the Issue of Treasury Securities, April 2012 and Other Periods**

Classification	[\$ millions]					
	Transactions			Account Balances Current Fiscal Year		
	This Month	Fiscal Year to Date		Beginning of		Close of This Month
This Year		Prior Year	This Year	This Month		
<b>Borrowing from the Treasury:</b>						
Department of Agriculture:						
Farm Service Agency:						
Commodity Credit Corporation.....			-689	705	705	705
Agricultural Credit Insurance Fund.....	-1,175	-163	-606	7,647	8,659	7,484
Farm Storage Facility Loans.....	-128	169	189	997	1,293	1,165
Emergency Boll Weevil Loan Fund.....			(*)			
Rural Housing Service:						
Rural Housing Insurance.....	-46	437	736	15,511	15,993	15,948
Rural Community Facility Loans Fund.....	49	260	417	3,714	3,924	3,973
Multifamily Housing Revitalization Loan Account.....	10	-13	65	214	191	201
Rural Business - Cooperative Service:						
Rural Business and Industry Loans.....		-9	(*)	53	44	44
Rural Development Loan Fund.....	1	-4	8	308	303	304
Rural Economic Development Loan Fund.....	2	5	14	112	115	116
Renewable Energy Guaranteed Loan Account.....		(**)		7	7	7
Rural Microenterprise Investment Loans.....	(**)	2	4	8	10	10
Biorefinery Assistance Loan Account.....		-36		36		
Rural Utilities Service:						
Rural Water and Waste Disposal Fund.....	90	454	670	10,310	10,674	10,764
Rural Electrification and Telecommunications Fund.....	19	78	301	13,424	13,483	13,502
Rural Telephone Bank.....		-8	13	405	397	397
Distance Learning and Telemedicine Program.....	26	173	128	744	890	916
Foreign Agricultural Service.....				1,163	1,163	1,163
Department of Commerce:						
National Oceanic and Atmospheric Administration:						
Fisheries Finance.....	1	36	40	539	575	576
Fishing Vessel Obligations.....				1	1	1
Department of Defense - Military Programs:						
Arms Initiative Loans.....		(**)		(**)	(**)	(**)
Family Housing Improvement Loans.....		63	87	778	841	841
Department of Education:						
College Housing and Academic Facilities Loans.....		-7		57	50	50
Federal Direct Student Loans.....		148,840	104,283	436,233	585,073	585,073
Teach Grant Loans.....		78	81	281	358	358
Temporary Student Loan Purchase Authority.....		-50	-3,255	80,265	80,215	80,215
Federal Family Education Loans.....				29,484	29,484	29,484
Department of Energy:						
Bonneville Power Administration Fund.....		310	435	2,943	3,253	3,253
Western Area Power Administration - Recovery Act.....	12	28	73	161	177	189
Department of Health and Human Services:						
Health Education Assistance Loans.....				1	1	1
Consumer Operated and Oriented Plan.....		150			150	150
Department of Homeland Security:						
National Flood Insurance Fund.....			-750	17,750	17,750	17,750
Disaster Assistance Loan Fund.....				4	4	4
Department of Housing and Urban Development:						
Public and Indian Housing Programs:						
Low-Rent Public Housing - Loans and Other Expenses.....				20	20	20
Housing Programs:						
Emergency Homeowners' Relief Fund.....	-17	-17		23	23	6
Federal Housing Administration.....				6,032	6,032	6,032
Green Retrofit Program for Multifamily Housing-Recovery Act.....				15	15	15

**Table 6. Schedule C (Memorandum)-Federal Agency Borrowing Financed Through the Issue of Treasury Securities, April 2012 and Other Periods**

Classification	[\$ millions]					
	Transactions			Account Balances Current Fiscal Year		
	This Month	Fiscal Year to Date		Beginning of		Close of This Month
This Year		Prior Year	This Year	This Month		
<b>Borrowing from the Treasury:—Continued</b>						
Department of the Interior:						
Helium Fund .....	.....	.....	.....	224	224	224
Bureau of Reclamation Loan Fund .....	.....	.....	19	36	36	36
Bureau of Indian Affairs .....	.....	-1	.....	7	5	5
Assistance to American Samoa Loan Fund .....	.....	.....	.....	10	10	10
Department of Labor:						
Black Lung Disability Trust Fund.....	.....	.....	.....	5,533	5,533	5,533
Department of State:						
Repatriation Loans.....	(**)	(**)	(**)	3	3	3
Department of Transportation:						
Federal Aviation Administration:						
Aircraft Purchase Loan Guarantee Program .....	.....	(**)	.....	(**)	.....	.....
Federal Highway Administration:						
Transportation Infrastructure Finance and Innovation Fund.....	39	240	700	3,633	3,835	3,873
Federal Railroad Administration:						
Railroad Rehabilitation and Improvement Loan Fund .....	1	128	21	509	636	637
Other.....	.....	.....	.....	(**)	(**)	(**)
Maritime Administration:						
Ocean Freight Differential.....	12	-83	-125	95	(**)	13
Maritime Guaranteed Loan (Title XI) Fund.....	.....	-35	.....	104	69	69
Department of Treasury:						
Departmental Offices:						
Community Development Financial Institutions Fund .....	.....	3	.....	36	39	39
Housing and Economic Recovery Programs.....	.....	60	-11,634	71,890	71,950	71,950
Temporary Credit and Liquidity Program .....	.....	139	-616	14,852	14,990	14,990
Troubled Assets Insurance Financing Fund.....	.....	-60	.....	833	773	773
Troubled Asset Relief Program.....	.....	-17,141	19,000	128,664	111,523	111,523
Small Business Lending Financing Fund .....	.....	376	16,140	3,736	4,112	4,112
Federal Financing Bank Revolving Fund .....	819	5,855	-5,057	45,257	50,293	51,112
Department of Veterans Affairs:						
Veterans Housing Benefit Program Fund.....	.....	1,278	1,438	1,599	2,877	2,877
Native American Veteran Housing Fund.....	.....	11	29	74	85	85
Vocational Rehabilitation Loan Fund .....	.....	3	1	1	4	4
Corps of Engineers:						
Washington Aqueduct.....	.....	-1	(**)	5	5	5
Environmental Protection Agency:						
Abatement, Control, and Compliance Loan Program.....	.....	.....	(**)	3	3	3
General Services Administration:						
Land Acquisition and Development Fund.....	.....	(**)	.....	(**)	.....	.....
International Assistance Program:						
International Security Assistance:						
Foreign Military Loan Program.....	.....	.....	.....	11	11	11
Military Debt Reduction.....	.....	.....	.....	32	32	32
Agency for International Development:						
International Debt Reduction .....	.....	.....	.....	478	478	478
Development Credit Authority Loan Fund .....	.....	.....	.....	(**)	(**)	(**)
Overseas Private Investment Corporation .....	8	224	232	1,828	2,044	2,052
International Monetary Programs.....	4,072	4,072	1,929	1,948	1,948	6,020
Small Business Administration:						
Business Loan Fund .....	.....	-2,287	-307	3,905	1,619	1,619
Disaster Loan Fund .....	.....	-919	-407	7,284	6,366	6,366
Independent Agencies:						
Export-Import Bank of the United States.....	134	3,662	415	8,279	11,807	11,941
Federal Communications Commission:						
Spectrum Auction Loan Fund .....	.....	-18	-40	50	33	33
National Credit Union Administration .....	-300	-300	.....	3,500	3,500	3,200
Presidio Trust Fund .....	.....	.....	.....	50	50	50
Railroad Retirement Board:						
Social Security Equivalent Benefit Account.....	332	2,160	2,228	3,484	5,312	5,644
Smithsonian Institution:						
John F. Kennedy Center Parking Facilities .....	.....	.....	.....	20	20	20
<b>Total Agency Borrowing from the Treasury</b>						
<b>Financed Through Treasury Securities Issued .....</b>	<b>3,961</b>	<b>148,141</b>	<b>126,208</b>	<b>937,923</b>	<b>1,082,103</b>	<b>1,086,064</b>

**Table 6. Schedule C (Memorandum)-Federal Agency Borrowing Financed Through the Issue of Treasury Securities, April 2012 and Other Periods**

Classification	[\$ millions]					
	This Month	Transactions		Account Balances Current Fiscal Year		
		Fiscal Year to Date		Beginning of		Close of This Month
	This Year	Prior Year	This Year	This Month		
<b>Borrowing from the Federal Financing Bank:</b>						
Department of Agriculture:						
Rural Utilities Service:						
Rural Electrification and Telecommunications Fund .....	-31	1,914	1,306	34,178	36,123	36,092
Department of Defense - Military Programs:						
Department of the Navy .....	.....	.....	.....	1,624	1,624	1,624
Defense Agencies .....	.....	.....	.....	-1,624	-1,624	-1,624
Department of Education:						
Historically Black College and University Capital						
Financing Fund .....	3	35	39	778	811	814
Department of Energy:						
Title 17 Innovative Technology Loans .....	593	3,234	2,203	6,921	9,562	10,155
Department of Health and Human Services:						
Health Maintenance Organization Loan and						
Loan Guarantee Fund .....	.....	.....	.....	(**)	(**)	(**)
Department of Transportation:						
Railroad Rehabilitation and Improvement Loan Fund .....	.....	(**)	(**)	1	1	1
Department of Veterans Affairs:						
Guaranteed Transitional Housing for Homeless Veterans .....	.....	(**)	(**)	5	5	5
General Services Administration:						
Federal Buildings Fund .....	-13	-50	-35	1,897	1,859	1,846
International Assistance Program:						
Foreign Military Financing Program .....	(**)	-47	-64	294	247	247
Small Business Administration:						
Business Loan Fund .....	(**)	(**)	-1	1	(**)	(**)
Independent Agencies:						
National Credit Union Administration .....	.....	.....	-10,101	.....	.....	.....
Postal Service .....	79	24	700	13,000	12,946	13,024
<b>Total Borrowing from the Federal Financing Bank .....</b>	<b>630</b>	<b>5,109</b>	<b>-5,953</b>	<b>57,075</b>	<b>61,554</b>	<b>62,185</b>

Note: This table includes lending by the Federal Financing Bank accomplished by the purchase of agency financial assets, by the acquisition of agency debt securities, and by direct loans on behalf of an agency. The Federal Financing Bank borrows from Treasury and issues its own securities and in turn may loan these funds to agencies in lieu of agencies borrowing directly through Treasury or issuing their own securities.

... No Transactions

(\*\*) Less than \$500,000

Note: Details may not add to totals due to rounding.



This Page Left Blank Intentionally

---

**Table 6. Schedule D-Investments of Federal Government Accounts in Federal Securities, April 2012 and Other Periods**

Classification	[\$ millions]					
	Net Purchases or Sales (-)			Securities Held as Investments Current Fiscal Year		
	This Month	Fiscal Year to Date		Beginning of		Close of This Month
This Year		Prior Year	This Year	This Month		
<b>Federal Funds:</b>						
Department of Agriculture .....	12	12	-1	134	134	146
Department of Commerce .....	3	3	3	.....	.....	3
Department of Defense-Military Programs:						
Defense Cooperation Account .....	.....	.....	(**)	8	8	8
Department of Energy .....	143	553	449	53,274	53,684	53,827
Department of Health and Human Services .....	-1	2	3	2,093	2,096	2,096
Department of Housing and Urban Development:						
Housing Programs:						
Federal Housing Administration Fund .....	522	2,920	3,580	4,161	6,558	7,081
Government National Mortgage Association:						
Guarantees of Mortgage-Backed Securities .....	-16	10	-46	2,134	2,160	2,144
Department of the Interior .....	-98	453	-127	6,808	7,359	7,261
Department of Labor .....	-31	-123	-177	15,793	15,702	15,671
Department of Transportation .....	-109	28	139	1,675	1,812	1,703
Department of the Treasury .....	111	51	2,260	24,799	24,739	24,850
Department of Veterans Affairs:						
Veterans Reopened Insurance Fund .....	-4	-16	-16	281	269	265
Servicemen's Group Life Insurance Fund .....	.....	(**)	(**)	1	1	1
Other Defense Civil Programs:						
Uniformed Services Retiree Health Care Fund .....	1,482	15,489	18,954	161,741	175,748	177,230
Office of Personnel Management:						
Postal Service Contributions .....	.....	821	783	43,708	44,528	44,528
Independent Agencies:						
Federal Deposit Insurance Corporation:						
Deposit Insurance Fund .....	198	-3,275	2,362	42,227	38,754	38,952
FSLIC Resolution Fund .....	(**)	48	10	3,374	3,422	3,422
Federal Housing Finance Agency .....	68	67	88	78	77	145
National Credit Union Administration .....	-52	-1,957	1,371	15,075	13,169	13,117
Postal Service .....	(**)	-758	-229	1,815	1,057	1,057
Tennessee Valley Authority .....	(**)	(**)	400	25	25	25
Other .....	209	375	320	14,849	15,015	15,224
Other .....	-750	-139	342	8,083	8,694	7,944
Total Treasury Securities .....	1,687	14,562	30,469	402,135	415,010	416,697
<b>Total Federal Funds .....</b>	<b>1,687</b>	<b>14,562</b>	<b>30,469</b>	<b>402,135</b>	<b>415,010</b>	<b>416,697</b>
<b>Trust Funds:</b>						
Legislative Branch:						
Library of Congress .....	(**)	(**)	5	40	40	41
United States Tax Court .....	.....	(**)	(**)	11	11	11
Other .....	-1	4	3	33	38	38
Judicial Branch:						
Judicial Retirement Funds .....	-6	66	-20	918	990	984
Department of Agriculture .....	.....	.....	-25	.....	.....	.....
Department of Defense-Military Programs:						
Voluntary Separation Incentive Fund .....	-3	22	22	358	383	380
Other .....	1	-9	-6	859	848	850
Department of Health and Human Services:						
Federal Hospital Insurance Trust Fund .....	15,820	-493	-18,501	245,939	229,627	245,447
Federal Supplementary Medical Insurance Trust Fund .....	4,972	8,454	1,356	70,446	73,928	78,901
Other .....	3	17	90	3,137	3,150	3,153

**Table 6. Schedule D-Investments of Federal Government Accounts in Federal Securities, April 2012 and Other Periods**

Classification	[\$ millions]					
	Net Purchases or Sales (-)			Securities Held as Investments Current Fiscal Year		
	This Month	Fiscal Year to Date		Beginning of		Close of This Month
This Year		Prior Year	This Year	This Month		
<b>Trust Funds:—Continued</b>						
Department of Homeland Security.....	6	172	399	4,108	4,274	4,280
Department of the Interior.....	-3	-21	-4	58	40	38
Department of Labor:						
Unemployment Trust Fund.....	120	-4,756	-6,501	16,030	11,155	11,275
Other.....	-10	-13	-9	62	59	50
Department of State:						
Foreign Service Retirement and Disability Fund.....	77	213	235	16,397	16,533	16,610
Other.....	-9	-10	-2	36	35	26
Department of Transportation:						
Airport and Airway Trust Fund.....	122	740	1,655	8,641	9,259	9,380
Highway Trust Fund.....	120	-481	-455	16,302	15,700	15,820
Department of Treasury.....	-77	69	-36	1,239	1,386	1,308
Department of Veterans Affairs:						
General Post Fund, National Homes.....	.....	-19	7	81	63	63
National Service Life Insurance.....	-84	-389	-380	7,541	7,237	7,152
United States Government Life Insurance Fund.....	(**)	-3	-2	17	15	14
Veterans Special Life Insurance Fund.....	-13	-22	-15	1,981	1,972	1,959
Corps of Engineers.....	28	378	910	6,377	6,727	6,755
Other Defense Civil Programs:						
Military Retirement Fund.....	6,183	58,100	52,569	326,040	377,957	384,140
Other.....	-38	-139	-79	2,171	2,070	2,032
Environmental Protection Agency.....	-101	458	64	6,959	7,518	7,417
National Aeronautics and Space Administration.....	.....	(**)	(**)	15	15	15
Office of Personnel Management:						
Civil Service Retirement and Disability Fund:						
Treasury Securities.....	-4,164	-8,231	-6,861	803,813	799,746	795,582
Employees Life Insurance Fund.....	25	931	1,064	39,678	40,583	40,609
Employees and Retired Employees Health Benefits Fund.....	5	1,044	1,697	19,194	20,233	20,238
Social Security Administration:						
Federal Old-Age and Survivors Insurance Trust						
Fund.....	17,479	58,546	50,902	2,492,531	2,533,599	2,551,077
Federal Disability Insurance Trust Fund.....	-1,261	-16,553	-14,413	161,965	146,673	145,412
Independent Agencies:						
Harry S. Truman Memorial Scholarship Trust Fund.....	15	6	-3	48	38	53
Japan-United States Friendship Commission.....	.....	(**)	(**)	39	38	38
Railroad Retirement Board:						
Treasury Securities.....	115	-50	-263	2,157	1,992	2,107
Agency Securities.....	.....	.....	3	6	6	6
Other.....	-4	228	43	946	1,177	1,173
Total Treasury Securities.....	39,317	98,259	63,444	4,256,166	4,315,108	4,354,425
Total Agency Securities.....	.....	.....	3	6	6	6
<b>Total Trust Funds.....</b>	<b>39,317</b>	<b>98,259</b>	<b>63,447</b>	<b>4,256,172</b>	<b>4,315,114</b>	<b>4,354,431</b>
<b>Grand Total.....</b>	<b>41,004</b>	<b>112,820</b>	<b>93,916</b>	<b>4,658,307</b>	<b>4,730,124</b>	<b>4,771,128</b>

... No Transactions  
 (\*\*) Less than \$500,000

Note: Investments are in Treasury securities unless otherwise noted.  
 Note: Details may not add to totals due to rounding.

**Table 6. Schedule E-Net Activity, Guaranteed and Direct Loan Financing, April 2012 and Other Periods**

Classification	[\$ millions]					
	Net Transactions (-) denotes net reduction of assets accounts			Account Balances Current Fiscal Year		
	This Month	Fiscal Year to Date		Beginning of		Close of This Month
This Year		Prior Year	This Year	This Month		
<b>Guaranteed Loan Financing Activity:</b>						
Department of Agriculture:						
Farm Service Agency:						
Commodity Credit Corporation Export Fund .....	-1	-35	144	524	491	490
Agricultural Credit Insurance Fund .....	(**)	4	-7	-285	-281	-280
Natural Resource Conservation Demonstration Program:						
Agricultural Resource Conservation Demonstration Program .....	.....	.....	.....	(**)	(**)	(**)
Rural Housing Service:						
Rural Community Facility Loans .....	2	5	-2	-56	-54	-51
Rural Housing Insurance Fund .....	2	-10	-106	-2,022	-2,035	-2,032
Rural Business-Cooperative Service:						
Rural Business and Industry Loans .....	11	51	23	-323	-283	-272
Renewable Energy Guaranteed Loan Account .....	(**)	-4	-1	-15	-19	-19
Biorefinery Assistance Loan Account .....	.....	13	.....	-63	-50	-50
Rural Utilities Service:						
Rural Water and Waste Disposal Fund .....	(**)	(**)	(**)	-24	-24	-24
Department of Commerce:						
General Administration:						
Emergency Oil, Gas, and Steel Account .....	.....	.....	.....	5	5	5
National Oceanic and Atmospheric Administration:						
Fishing Vessel Obligations .....	.....	(**)	-1	1	1	1
Department of Defense-Military Programs .....	.....	.....	(**)	-17	-17	-17
Department of Education:						
Office of Student Financial Assistance:						
Federal Family Education Loans .....	-212	-1,490	-1,475	15,755	14,477	14,265
Department of Energy:						
Title 17 Innovative Technology Loans .....	-1	-37	-14	-77	-113	-114
Department of Health and Human Services:						
Health Resources and Services Administration:						
Health Center Loans .....	(**)	(**)	(**)	-3	-3	-3
Health Education Assistance Loans .....	1	7	4	-72	-66	-66
Department of Housing and Urban Development:						
Public and Indian Housing Programs:						
Indian Housing Loans .....	-1	-3	3	-29	-31	-32
Native Hawaiian Housing Loans .....	(**)	(**)	(**)	-7	-7	-7
Community Planning and Development:						
Community Development Loans .....	10	7	(**)	-90	-92	-83
Housing Programs:						
FHA-Mutual Mortgage Insurance Loans .....	1,518	5,274	5,615	-25,467	-21,711	-20,193
FHA-General and Special Risk Fund .....	116	671	627	-7,140	-6,585	-6,469
Home Ownership Preservation Entity Fund .....	(**)	(**)	-4	-19	-19	-19
Government National Mortgage Association:						
Guarantees of Mortgaged-Backed Securities .....	-400	347	-7	5,698	6,445	6,045

**Table 6. Schedule E-Net Activity, Guaranteed and Direct Loan Financing, April 2012 and Other Periods**

Classification	[\$ millions]					
	This Month	Net Transactions (-) denotes net reduction of assets accounts		Account Balances Current Fiscal Year		
		Fiscal Year to Date		Beginning of		Close of
	This Year	Prior Year	This Year	This Month	This Month	
<b>Guaranteed Loan Financing Activity:—Continued</b>						
Department of the Interior:						
Bureau of Indian Affairs .....	(**)	22	-2	-69	-47	-47
Department of Transportation:						
Minority Business Resource Center Fund .....		(**)	(**)	(**)	(**)	(**)
Federal Highway Administration:						
Transportation Infrastructure Finance and Innovation Fund .....				(**)	(**)	(**)
Maritime Administration:						
Maritime Guaranteed Loan (Title XI) Fund .....	-14	-122	2	-93	-200	-215
Department of the Treasury:						
Departmental Offices:						
Air Transportation Stabilization Fund .....				(**)	(**)	(**)
Troubled Assets Insurance Financing Fund .....		-36	-2,316	773	737	737
Troubled Asset Relief Program .....		(**)		-1	-1	-1
Department of Veterans Affairs:						
Veterans Benefits Administration:						
Veterans Housing Benefit Program Fund .....	45	-613	-1,272	-3,492	-4,150	-4,105
International Assistance Program:						
Agency for International Development:						
Loan Guarantees to Israel .....				-1,972	-1,972	-1,972
Urban and Environmental Credit Guaranteed Loans .....	2	3	1	-74	-74	-71
Microenterprise and Small Enterprise Development .....		(**)	(**)		(**)	(**)
Development Credit Authority Loan Fund .....	(**)	-3	-6	-37	-41	-41
Loan Guarantees to Egypt .....				-201	-201	-201
Overseas Private Investment Corporation .....	-5	-84	-20	-83	-163	-167
Small Business Administration:						
Business Loan Fund .....	24	-1,157	-3,391	-1,824	-3,004	-2,980
Independent Agencies:						
Export-Import Bank of the United States .....	-18	214	-126	-1,310	-1,077	-1,095
<b>Net Activity, Guaranteed Loan Financing .....</b>	<b>1,080</b>	<b>3,024</b>	<b>-2,335</b>	<b>-22,110</b>	<b>-20,166</b>	<b>-19,086</b>

**Table 6. Schedule E-Net Activity, Guaranteed and Direct Loan Financing, April 2012 and Other Periods**

Classification	[\$ millions]					
	Net Transactions (-) denotes net reduction of assets accounts			Account Balances Current Fiscal Year		
	This Month	Fiscal Year to Date		Beginning of		Close of This Month
This Year		Prior Year	This Year	This Month		
<b>Direct Loan Financing Activity:</b>						
Department of Agriculture:						
Farm Service Agency:						
Agricultural Credit Insurance Fund.....	77	-106	-132	6,780	6,597	6,674
Farm Storage Facility Loans.....	1	40	93	683	722	723
Apple Loans Fund.....	.....	(**)	(**)	(**)	(**)	(**)
Emergency Boll Weevil Loan Fund.....	.....	.....	(**)	-1	-1	-1
Rural Housing Service:						
Rural Community Facility Loans Fund.....	19	165	251	3,387	3,533	3,552
Rural Housing Insurance Fund.....	-14	-107	41	15,307	15,214	15,200
Multifamily Housing Revitalization Loan Account.....	5	20	29	159	174	179
Rural Business-Cooperative Service:						
Rural Business and Industry Loan Fund.....	-1	-3	-1	15	13	12
Rural Development Loan Fund.....	-1	-10	-8	297	289	288
Rural Economic Development Loan Fund.....	(**)	5	3	100	104	105
Rural Microenterprise Investment Loans.....	(**)	3	3	7	10	10
Rural Utilities Service:						
Rural Water and Waste Disposal Loans.....	3	16	268	9,283	9,297	9,299
Rural Electrification and Telecommunications Fund.....	-37	1,160	1,129	42,218	43,415	43,377
Rural Telephone Bank.....	-5	-29	-21	393	369	364
Distance Learning and Telemedicine Program.....	21	163	79	714	856	877
Rural Development Insurance Fund.....	.....	.....	.....	1,065	1,065	1,065
Foreign Agricultural Service:						
P.L. 480 Direct Loan Fund.....	-2	-79	-82	917	841	838
International Debt Reduction.....	(**)	-25	-4	28	3	3
Department of Commerce:						
National Oceanic and Atmospheric Administration:						
Fisheries Finance.....	-4	-2	(**)	539	541	537
Department of Defense-Military Programs.....	-3	40	42	778	821	818
Department of Education:						
Office of Postsecondary Education:						
College Housing and Academic Facilities Loans.....	.....	(**)	-1	7	7	7
Historically Black College and University Capital Financing Fund.....	3	35	38	437	470	473
Office of Student Financial Assistance:						
Federal Direct Student Loans.....	8,700	81,068	76,306	374,758	447,127	455,826
Teach Grant Loans.....	2	63	71	253	314	316
Temporary Student Loan Purchase Authority.....	-592	-5,195	-2,530	118,457	113,854	113,262
Department of Energy:						
Advanced Technology Vehicles Manufacturing Loans.....	73	1,931	1,467	3,359	5,218	5,291
Title 17 Innovative Technology Loans.....	378	1,145	691	1,700	2,467	2,845
Department of Health and Human Services:						
Consumer Operated and Oriented Plan.....	6	13	.....	.....	7	13
Department of Homeland Security:						
Disaster Assistance Loan Fund.....	(**)	-5	-10	-11	-17	-17
Department of Housing and Urban Development:						
Housing Programs:						
Emergency Homeowners' Relief Fund.....	(**)	1	.....	(**)	1	1
FHA-Mutual Mortgage Insurance Loans.....	.....	(**)	(**)	-5	-5	-5
FHA-General and Special Risk Fund.....	.....	.....	.....	(**)	(**)	(**)
Green Retrofit Program for Multifamily Housing Fund.....	(**)	-2	5	15	13	13

**Table 6. Schedule E-Net Activity, Guaranteed and Direct Loan Financing, April 2012 and Other Periods**

Classification	[\$ millions]					
	Net Transactions (-) denotes net reduction of assets accounts			Account Balances Current Fiscal Year		
	This Month	Fiscal Year to Date		Beginning of		Close of This Month
This Year		Prior Year	This Year	This Month		
<b>Direct Loan Financing Activity:—Continued</b>						
Department of the Interior:						
Bureau of Reclamation .....	-3	-3	14	18	18	15
Bureau of Indian Affairs .....	(**)	1	-1	3	5	5
Assistance to American Samoa Loan Fund .....	.....	.....	-2	10	10	10
Department of State:						
Administration of Foreign Affairs:						
Repatriation Loans .....	(**)	-1	(**)	-9	-9	-9
Department of Transportation:						
Federal Highway Administration:						
Transportation Infrastructure Finance and Innovation Fund .....	27	187	628	3,600	3,761	3,787
Federal Railroad Administration:						
Railroad Rehabilitation and Improvement Loan Fund .....	1	79	3	491	570	571
Department of the Treasury:						
Departmental Offices:						
Community Development Financial Institutions Fund .....	-1	-1	-3	36	36	35
GSE Mortgage-Backed Securities Purchase Program .....	-1,541	-65,730	-45,394	69,107	4,918	3,377
Temporary Credit and Liquidity Program .....	-470	-853	-2,028	14,338	13,954	13,484
Troubled Asset Relief Program .....	-4,027	-42,478	-42,871	103,363	64,912	60,885
Small Business Lending Program .....	-29	297	.....	3,736	4,062	4,033
Financial Management Service .....	.....	.....	.....	(**)	(**)	(**)
Department of Veterans Affairs:						
Veterans Benefits Administration:						
Veterans Housing Benefit Program Fund .....	-12	-836	-9	1,423	599	587
Native American Veteran Housing Fund .....	(**)	-8	1	65	57	57
Transitional Housing Loans .....	(**)	(**)	(**)	(**)	(**)	(**)
Vocational Rehabilitation Loan Fund .....	.....	(**)	(**)	1	1	1
Environmental Protection Agency:						
Abatement, Control, and Compliance Loan Program .....	.....	-1	-1	2	1	1
International Assistance Program:						
International Security Assistance:						
Foreign Military Loan Program .....	-37	-37	.....	11	11	-26
Military Debt Reduction .....	.....	.....	.....	32	32	32
Agency for International Development:						
International Debt Reduction .....	.....	-17	-53	141	124	124
Microenterprise and Small Enterprise Development .....	.....	.....	(**)	.....	.....	.....
Overseas Private Investment Corporation .....	(**)	84	103	1,369	1,453	1,453
International Monetary Programs .....	-19	-22	-184	-29	-32	-51
Small Business Administration:						
Business Loan Fund .....	-1	1	-3	98	99	99
Disaster Loan Fund .....	-39	-350	-524	6,163	5,852	5,813
Independent Agencies:						
Export-Import Bank of the United States .....	75	2,981	734	6,800	9,707	9,781
Federal Communications Commission:						
Spectrum Auction Loan Fund .....	(**)	-18	-40	13	-4	-4
<b>Net Activity, Direct Loan Financing .....</b>	<b>2,551</b>	<b>-26,420</b>	<b>-11,903</b>	<b>792,423</b>	<b>763,452</b>	<b>766,004</b>

Note: Federal credit programs provide benefits to the public in the form of direct loans and loan guarantees. This table reflects cash transactions and balances of the nonbudgetary financing fund accounts that result from the disbursement of loans, collection of fees, repayment of principle, sale of collateral, interest, and subsidy received from the credit program accounts at net present value in accordance with the Credit Reform Act of 1990. Unreimbursed costs such as administrative expenses and subsidy payments are reported on a cash basis and included within each program's budgetary totals in Table 5.

... No Transactions  
 (\*\*) Less than \$500,000  
 Note: Details may not add to totals due to rounding.

**Table 7. Receipts and Outlays of the U.S. Government by Month, Fiscal Year 2012**

[\$ millions]

Classification	Oct.	Nov.	Dec.	Jan.	Feb.	March	April	May	June	July	Aug.	Sept.	Fiscal Year to Date	Comparable Period Prior F.Y.
<b>Receipts:</b>														
Individual Income Taxes.....	86,747	70,671	112,952	133,424	21,460	58,890	178,565						662,708	631,159
Corporation Income Taxes.....	2,466	1,637	51,510	4,549	405	23,970	27,782						112,319	80,127
<b>Social Insurance And Retirement Receipts:</b>														
Employment and General Retirement.....	54,528	58,501	54,691	74,823	60,552	69,262	82,451						454,809	451,467
Unemployment Insurance.....	2,745	4,878	3,711	4,169	3,924	636	8,801						28,863	21,708
Other Retirement.....	293	347	318	290	290	346	288						2,172	2,387
Excise Taxes.....	4,870	6,708	6,220	5,771	4,907	6,303	7,424						42,202	39,335
Estate and Gift Taxes.....	1,021	967	1,003	947	1,278	941	2,558						8,716	6,366
Customs Duties.....	2,844	2,626	2,217	2,268	2,339	2,270	2,616						17,180	16,580
Miscellaneous Receipts.....	7,558	6,067	7,341	8,079	8,260	8,597	8,322						54,223	60,309
<b>Total--Receipts This Year.....</b>	<b>163,072</b>	<b>152,402</b>	<b>239,963</b>	<b>234,319</b>	<b>103,413</b>	<b>171,215</b>	<b>318,807</b>						<b>1,383,191</b>	<b>.....</b>
<b>(On-Budget).....</b>	<b>123,769</b>	<b>110,346</b>	<b>201,911</b>	<b>178,871</b>	<b>57,954</b>	<b>119,308</b>	<b>258,106</b>						<b>1,050,266</b>	<b>.....</b>
<b>(Off-Budget).....</b>	<b>39,303</b>	<b>42,056</b>	<b>38,052</b>	<b>55,448</b>	<b>45,459</b>	<b>51,906</b>	<b>60,701</b>						<b>332,926</b>	<b>.....</b>
<i>Total--Receipts Prior Year.....</i>	<i>145,951</i>	<i>148,970</i>	<i>236,875</i>	<i>226,550</i>	<i>110,656</i>	<i>150,894</i>	<i>289,543</i>						<i>.....</i>	<i>1,309,439</i>
<i>(On Budget).....</i>	<i>99,702</i>	<i>99,222</i>	<i>197,098</i>	<i>171,448</i>	<i>67,556</i>	<i>105,897</i>	<i>229,912</i>						<i>.....</i>	<i>970,834</i>
<i>(Off Budget).....</i>	<i>46,249</i>	<i>49,748</i>	<i>39,778</i>	<i>55,102</i>	<i>43,100</i>	<i>44,997</i>	<i>59,631</i>						<i>.....</i>	<i>338,605</i>
<b>Outlays:</b>														
Legislative Branch.....	413	394	384	366	368	378	390						2,693	2,735
Judicial Branch.....	580	556	567	572	561	743	537						4,116	4,161
<b>Department of Agriculture:</b>														
Commodity Credit Corporation and Foreign Agricultural Service.....	6,315	2,060	1,051	466	-98	-327	-22						9,444	11,157
Other.....	11,687	9,037	12,928	13,031	10,782	10,879	11,220						79,563	74,263
Department of Commerce.....	899	931	940	811	989	938	910						6,419	5,925
<b>Department of Defense:</b>														
<b>Military Programs:</b>														
Military Personnel.....	23,231	12,034	16,032	6,560	11,675	16,228	6,882						92,641	101,369
Operation and Maintenance.....	20,458	22,764	24,608	21,799	23,410	25,789	21,561						160,389	164,149
International Reconstruction and Other Assistance.....	(**)	(**)	(**)	(**)	(**)	(**)	6						6	1
Procurement.....	8,811	9,794	10,749	12,997	11,182	12,237	7,849						73,620	77,212
Research, Development, Test, and Evaluation.....	3,890	5,992	7,339	4,371	5,167	7,904	5,827						40,491	42,667
Military Construction.....	1,351	1,491	1,431	1,154	1,145	1,265	1,147						8,984	11,790
Family Housing.....	168	195	222	131	221	197	192						1,326	2,156
Revolving and Management Funds.....	-191	724	1,243	299	-491	306	-247						1,643	1,766
Other.....	336	139	-541	110	-216	-271	675						232	-1,060
<b>Total Military Programs.....</b>	<b>58,055</b>	<b>53,132</b>	<b>61,084</b>	<b>47,420</b>	<b>52,093</b>	<b>63,656</b>	<b>43,892</b>						<b>379,332</b>	<b>400,050</b>
Department of Education.....	4,075	6,628	6,438	367	10,108	7,279	1,899						36,794	57,776
Department of Energy.....	2,983	2,835	3,233	2,593	2,677	2,367	2,533						19,221	19,345
<b>Department of Health and Human Services:</b>														
National Institutes of Health.....	2,577	2,688	2,638	2,603	2,610	2,944	2,738						18,797	19,837
<b>Centers for Medicare And Medicaid Services:</b>														
Grants to States for Medicaid.....	19,652	20,881	20,756	17,885	19,908	22,108	20,831						142,021	167,570
Federal Hospital Ins. Trust Fund.....	15,174	20,989	20,347	20,018	21,926	28,285	15,960						142,699	149,194
Federal Supp. Med. Ins. Trust Fund.....	14,529	24,843	23,995	21,859	23,496	33,874	14,765						157,360	171,495
Other.....	15,934	20,414	20,102	21,167	19,094	22,064	24,261						143,036	150,588
Administration for Children and Families.....	4,005	4,347	4,418	3,785	4,021	4,538	3,801						28,916	32,956
Other.....	-18,722	-22,213	-21,996	-23,894	-20,455	-24,204	-26,956						-158,440	-165,913
Department of Homeland Security.....	5,002	4,578	4,754	3,397	3,236	4,244	3,942						29,153	25,383
Department of Housing and Urban Development.....	3,921	4,090	4,180	3,626	3,867	3,698	3,480						26,861	29,421
Department of the Interior.....	1,019	1,213	1,013	940	995	1,017	861						7,059	7,308
Department of Justice.....	3,049	2,562	2,587	2,463	2,379	2,267	3,115						18,422	17,854
<b>Department of Labor:</b>														
Unemployment Trust Fund.....	7,779	8,791	8,432	9,754	8,852	8,787	7,765						60,160	74,465
Other.....	-690	1,359	1,510	567	675	365	930						4,717	8,400
Department of State.....	2,233	2,550	2,798	1,798	1,408	1,774	1,871						14,431	13,806
<b>Department of Transportation:</b>														
Highway Trust Fund.....	3,811	3,329	3,430	2,202	2,291	2,398	2,264						19,725	17,754
Other.....	3,482	3,205	3,491	2,695	2,605	2,948	3,389						21,815	23,595
<b>Department of the Treasury:</b>														
Interest on Treasury Debt Securities (Gross).....	27,771	21,709	98,114	21,106	17,414	24,683	30,121						240,919	244,477
Other.....	5,188	3,155	13,434	4,163	51,600	32,860	10,744						121,144	122,023



**Table 7. Receipts and Outlays of the U.S. Government by Month, Fiscal Year 2012**

Classification	[\$ millions]												Fiscal Year to Date	Comparable Period Prior F.Y.	
	Oct.	Nov.	Dec.	Jan.	Feb.	March	April	May	June	July	Aug.	Sept.			
<b>Outlays:—Continued</b>															
<b>Department of Veterans Affairs:</b>															
Compensation And Pensions.....	585	4,541	8,808	501	4,792	9,312	715							29,254	34,320
National Service Life.....	72	75	81	84	88	95	84							579	595
Other .....	5,332	5,369	5,639	5,147	5,355	8,713	5,051							40,605	40,915
Corps of Engineers .....	755	719	844	580	541	682	553							4,674	6,322
Other Defense Civil Programs .....	-696	4,829	9,356	1,049	5,265	8,706	-966							27,542	29,489
Environmental Protection.....	549	948	927	910	766	894	894							5,890	6,631
Executive Office of the President.....	34	27	31	29	32	38	28							218	305
General Services Administration.....	112	66	277	-5	61	160	-63							608	1,133
<b>International Assistance Program:</b>															
International Security Assistance.....	444	365	1,802	2,720	295	567	1,715							7,908	6,827
Multilateral Assistance.....	460	100	5	21	6	491	264							1,347	1,077
Agency for International Development .....	360	618	269	395	703	362	330							3,037	2,445
Other .....	-43	1,418	304	-50	282	-418	266							1,760	-889
National Aeronautics and Space Administration .....	1,168	1,523	1,734	975	1,278	1,350	1,227							9,253	10,056
National Science Foundation.....	610	537	569	564	513	574	524							3,891	3,843
Office of Personnel Management .....	6,972	6,043	5,964	6,946	6,524	6,474	7,272							46,194	43,452
Small Business Administration.....	113	103	95	101	82	1,888	116							2,497	5,633
<b>Social Security Administration:</b>															
Federal Old-Age and Survivors Ins.															
Trust Fund (Off-Budget).....	50,352	50,408	51,017	52,298	52,913	53,154	52,937							363,079	345,119
Federal Disability Ins. Trust															
Fund (Off-Budget).....	10,980	10,887	11,164	11,534	11,628	11,822	11,532							79,546	75,842
Other .....	156	4,204	8,178	584	3,806	8,356	633							25,917	32,318
<b>Independent Agencies:</b>															
Fed. Deposit Ins. Corp:															
Deposit Insurance Fund.....	804	-1,058	1,105	1,120	1,039	461	-195							3,275	-2,369
FSLIC Resolution Fund.....	-7	-2	51	(**)	-44	(**)	-2							-3	-17
<b>Postal Service:</b>															
<b>Off-Budget:</b>															
Public Enterprise Funds.....	745	-776	290	-735	-122	890	82							374	890
Other.....	34	20	.....	202	.....	.....	.....							256	135
Other .....	.....	.....	76	.....	-2	.....	.....							74	101
Tennessee Valley Authority .....	-356	422	186	295	29	-218	580							937	159
Other Independent Agencies .....	6,632	921	3,390	2,356	1,731	1,551	2,039							18,620	1,894
<b>Undistributed Offsetting Receipts:</b>															
Employer Share, Employee Retirement.....	-21,363	-5,519	-6,635	-5,420	-5,398	-5,703	-5,646							-55,684	-53,194
Interest Received by Trust Funds.....	-3,615	-511	-80,226	-1,058	157	-1,214	-4,412							-90,879	-96,450
Rents and Royalties on Outer															
Continental Shelf Lands.....	-370	-636	3	-1,178	-630	-176	-1,109							-4,096	-2,966
Other .....	.....	.....	.....	.....	.....	(**)	.....							(**)	.....
<b>Totals This Year:</b>															
Total Outlays.....	261,539	289,704	325,930	261,726	335,090	369,372	259,690							2,103,050	.....
(On-Budget).....	214,770	238,285	328,868	217,653	281,056	315,494	215,365							1,811,491	.....
(Off-Budget).....	46,768	51,419	-2,939	44,073	54,034	53,878	44,325							291,559	.....
Total-Surplus (+) or Deficit (-).....	-98,466	-137,302	-85,967	-27,407	-231,677	-198,157	59,117							-719,859	.....
(On-Budget).....	-91,001	-127,939	-126,957	-38,782	-223,102	-196,185	42,741							-761,225	.....
(Off-Budget).....	-7,465	-9,363	40,991	11,375	-8,575	-1,971	16,376							41,367	.....
Total Borrowing from the Public .....	132,149	134,758	59,058	124,724	150,351	123,237	70,178							794,455	632,706
<b>Total-Outlays Prior Year.....</b>															
(On-Budget).....	286,384	299,364	315,009	276,346	333,163	339,048	329,929							.....	2,179,244
(Off-Budget).....	232,255	241,169	314,504	230,966	282,276	289,979	284,498							.....	1,875,647
Total-Surplus (+) or Deficit (-) Prior Year .....	54,128	58,195	505	45,380	50,887	49,070	45,431							.....	303,597
(On-Budget).....	-140,432	-150,394	-78,134	-49,796	-222,507	-188,154	-40,387							.....	-869,805
(Off-Budget).....	-132,553	-141,947	-117,406	-59,518	-214,721	-184,082	-54,586							.....	-904,813
(Off-Budget).....	-7,879	-8,447	39,272	9,722	-7,787	-4,072	14,200							.....	35,008

... No Transactions  
 (\*\*) Less than \$500,000

Note: Details may not add to totals due to rounding.

**Table 8. Trust Fund Impact on Budget Results and Investment Holdings as of April 30, 2012**

Classification	[\$ millions]								
	This Month			Fiscal Year to Date			Securities Held as Investments Current Fiscal Year		
	Receipts	Outlays	Excess	Receipts	Outlays	Excess	Beginning of This Year	This Month	Close of This Month
<b>Trust Receipts, Outlays, and Investments Held:</b>									
Airport and Airway .....	1,089	996	94	6,774	7,031	-257	8,641	9,259	9,380
Black Lung Disability.....	62	21	41	366	155	211	.....	.....	.....
Federal Disability Insurance.....	10,357	11,532	-1,175	62,939	79,546	-16,607	161,965	146,673	145,412
Federal Employees Life and Health.....	.....	-30	30	.....	-1,967	1,967	58,872	60,816	60,847
Federal Employees Retirement .....	2,343	6,434	-4,091	35,372	43,335	-7,963	821,138	817,279	813,186
Federal Hospital Insurance.....	31,737	16,058	15,679	143,280	143,557	-277	245,939	229,627	245,447
Federal Old-Age and Survivors Insurance.....	70,571	52,937	17,634	421,682	363,079	58,603	2,492,531	2,533,599	2,551,077
Federal Supplementary Medical Insurance.....	19,308	14,765	4,544	163,296	157,360	5,937	70,446	73,928	78,901
Hazardous Substance Superfund .....	3	106	-103	1,123	778	345	3,509	4,012	3,901
Highways.....	3,300	3,275	25	22,171	25,045	-2,874	16,302	15,700	15,820
Military Advances.....	1,897	2,042	-145	14,526	15,182	-656	.....	.....	.....
Military Retirement.....	6,128	380	5,749	91,666	26,639	65,027	326,040	377,957	384,140
Railroad Retirement.....	928	1,129	-201	5,755	7,681	-1,926	2,163	1,998	2,113
Unemployment .....	8,810	7,773	1,037	78,267	60,221	18,046	16,030	11,155	11,275
Veterans Life Insurance.....	6	101	-95	234	649	-415	9,539	9,223	9,126
All Other Trust .....	463	511	-48	3,778	3,119	659	23,056	23,888	23,807
<b>Total Trust Fund Receipts and Outlays and Investments Held from Table 6-D.....</b>	<b>157,002</b>	<b>118,028</b>	<b>38,974</b>	<b>1,051,229</b>	<b>931,410</b>	<b>119,819</b>	<b>4,256,172</b>	<b>4,315,114</b>	<b>4,354,431</b>
Less: Interfund Transactions.....	60,704	60,704	.....	532,993	532,993	.....	.....	.....	.....
Trust Fund Receipts and Outlays on the Basis of Tables 4 & 5 .....	96,298	57,324	38,974	518,235	398,417	119,819	.....	.....	.....
<b>Total Federal Fund Receipts and Outlays.....</b>	<b>222,587</b>	<b>202,444</b>	<b>20,143</b>	<b>865,453</b>	<b>1,705,131</b>	<b>-839,678</b>	.....	.....	.....
Less: Interfund Transactions.....	78	78	.....	497	497	.....	.....	.....	.....
Federal Fund Receipts and Outlays on the Basis of Table 4 & 5.....	222,509	202,366	20,143	864,956	1,704,634	-839,678	.....	.....	.....
<b>Net Budget Receipts &amp; Outlays .....</b>	<b>318,807</b>	<b>259,690</b>	<b>59,117</b>	<b>1,383,191</b>	<b>2,103,050</b>	<b>-719,859</b>	.....	.....	.....

Note: Interfund receipts and outlays are transactions between Federal funds and trust funds such as Federal payments and contributions, and interest and profits on investments in Federal securities. They have no net effect on overall budget receipts and outlays since the receipt side of such transactions is offset against budget outlays. In this table, Interfund receipts are shown as an adjustment to arrive at total receipts and outlays of trust funds respectively.

... No Transactions  
Note: Details may not add to totals due to rounding.

**Table 9. Summary of Receipts by Source, and Outlays by Function of the U.S. Government, April 2012 and Other Periods**

Classification	[\$ millions]		
	This Month	Fiscal Year to Date	Comparable Period Prior Fiscal Year
<b>Receipts</b>			
Individual Income Taxes .....	178,565	662,708	631,159
Corporation Income Taxes.....	27,782	112,319	80,127
<b>Social Insurance and Retirement Receipts:</b>			
Employment and General Retirement.....	82,451	454,809	451,467
Unemployment Insurance .....	8,801	28,863	21,708
Other Retirement .....	288	2,172	2,387
Excise Taxes .....	7,424	42,202	39,335
Estate and Gift Taxes .....	2,558	8,716	6,366
Customs Duties .....	2,616	17,180	16,580
Miscellaneous Receipts .....	8,322	54,223	60,309
<b>Total.....</b>	<b>318,807</b>	<b>1,383,191</b>	<b>1,309,439</b>
<b>Net Outlays</b>			
National Defense .....	46,567	396,812	417,494
International Affairs.....	4,511	28,783	23,746
General Science, Space, and Technology.....	2,100	15,941	16,818
Energy .....	1,684	8,903	7,084
Natural Resources and Environment .....	2,825	22,405	25,491
Agriculture .....	885	16,645	17,478
Commerce and Housing Credit.....	740	37,014	6,542
Transportation .....	6,850	51,008	50,548
Community and Regional Development.....	1,907	16,822	13,288
Education, Training, Employment and Social Services.....	5,109	59,555	79,808
Health .....	28,707	199,216	225,163
Medicare.....	24,701	257,556	280,322
Income Security.....	38,315	348,528	390,579
Social Security .....	64,460	442,560	420,809
Veterans Benefits and Services.....	5,920	70,752	75,958
Administration of Justice.....	6,185	34,375	33,186
General Government .....	976	12,293	11,851
Net Interest .....	24,002	145,702	139,241
Undistributed Offsetting Receipts .....	-6,754	-61,820	-56,161
<b>Total.....</b>	<b>259,690</b>	<b>2,103,050</b>	<b>2,179,244</b>

Note: Details may not add to totals due to rounding.

# Explanatory Notes

## 1. Flow of Data into Monthly Treasury Statement

The *Monthly Treasury Statement (MTS)* is assembled from data in the central accounting system. The major sources of data include monthly accounting reports by Federal entities and disbursing officers, and daily reports from the Federal Reserve banks. These reports detail accounting transactions affecting receipts and outlays of the Federal Government and off-budget Federal entities, and their related effect on the assets and liabilities of the U.S. Government. Information is presented in the *MTS* on a modified cash basis.

## 2. Notes on Receipts

Receipts included in the report are classified into the following major categories: (1) budget receipts and (2) offsetting collections (also called applicable receipts). Budget receipts are collections from the public that result from the exercise of the Government's sovereign or governmental powers, excluding receipts offset against outlays. These collections, also called governmental receipts, consist mainly of tax receipts (including social insurance taxes), receipts from court fines, certain licenses, and deposits of earnings by the Federal Reserve System. Refunds of receipts are treated as deductions from gross receipts.

Offsetting collections are from other Government accounts or the public that are of a business-type or market-oriented nature. They are classified into two major categories: (1) offsetting collections credited to appropriations or fund accounts, and (2) offsetting receipts (i.e., amounts deposited in receipt accounts). Collections credited to appropriation or fund accounts normally can be used without appropriation action by Congress. These occur in two instances: (1) when authorized by law, amounts collected for materials or services are treated as reimbursements to appropriations and (2) in the three types of revolving funds (public enterprise, intra governmental, and trust); collections are netted against spending, and outlays are reported as the net amount.

Offsetting receipts in receipt accounts cannot be used without being appropriated. They are subdivided into two categories: (1) proprietary receipts - these collections are from the public and they are offset against outlays by agency and by function, and (2) intra governmental funds - these are payments into receipt accounts from Governmental appropriation or fund accounts. The transactions may be intrabudgetary when the payment and receipt both occur within the budget or from receipts from off-budget Federal entities in those cases where payment is made by a Federal entity whose budget authority and outlays are excluded from the budget totals.

Intrabudgetary transactions are subdivided into three categories: (1) interfund transactions, where the payments are from one fund group (either Federal funds or trust funds) to a receipt account in the other fund group; (2) Federal intrafund transactions, where the payments and receipts both occur within the Federal fund group; and (3) trust intrafund transactions, where the payments and receipts both occur within the trust fund group.

Offsetting receipts are generally deducted from budget authority and outlays by function, by subfunction, or by agency. There are four types of receipts, however, that are deducted from budget totals as undistributed offsetting receipts. They are: (1) agencies' payments (including payments by off-budget Federal entities) as employers into employees retirement funds, (2) interest received by trust funds, (3) rents and royalties on the Outer Continental Shelf lands, and (4) other interest (i.e., interest collected on Outer Continental Shelf money in deposit funds when such money is transferred into the budget).

## 3. Notes on Outlays

Outlays are generally accounted for on the basis of checks issued, electronic funds transferred, or cash payments made. Certain outlays do not require issuance of cash or checks. An example is charges made against appropriations for that part of employees' salaries withheld for taxes or savings bond allotments - these are counted as payments to the employee and credits for whatever purpose the money was withheld. Outlays are stated net of offsetting collections (including receipts of revolving and management funds) and of refunds. Interest on the public debt (public issues) is recognized on the accrual basis. Federal credit programs subject to the Federal Credit Reform Act of 1990 use the cash

basis of accounting and are divided into two components. The portion of the credit activities that involve a cost to the Government (mainly subsidies) is included within the budget program accounts. The remaining portion of the credit activities are in non-budget financing accounts. Outlays of off-budget Federal entities are excluded by law from budget totals. However, they are shown separately and combined with the on-budget outlays to display total Federal outlays.

## 4. Processing

The data on payments and collections are reported by account symbol into the central accounting system. In turn, the data are extracted from this system for use in the preparation of the *MTS*.

There are two major checks which are conducted to assure consistency of the data reported:

1. Verification of payment data. The monthly payment activity reported by Federal entities on the Statements of Transactions is compared to the payment activity of Federal entities as reported by disbursing officers.
2. Verification of collection data. Reported collections appearing on Statements of Transactions are compared to deposits as reported by Federal Reserve Banks.

## 5. Other Sources of Information About Federal Government Financial Activities

- *A Glossary of Terms Used in the Federal Budget Process, 2005* (Available from the U.S. Government Accountability Office, at <http://www.gao.gov/new.items/do5734sp.pdf>/September, or by calling 202-512-6000. This glossary provides a basic reference document of standardized definitions of terms used by the Federal Government in the budget making process.
- *Daily Treasury Statement* (Available on the internet at <http://www.fms.treas.gov/dts/>). The *Daily Treasury Statement* is published each working day of the Federal Government and provides data on the cash and debt operations of the Treasury.
- *Monthly Statement of the Public Debt of the United States* (Available on the internet at <http://www.treasurydirect.gov/govt/reports/pd/mspd/nspd.htm>). This publication provides detailed information concerning the public debt.
- *Treasury Bulletin* (Available from GPO, Washington, D.C. 20401 on a subscription or single copy and on the internet at <http://fms.treas.gov/bulletin/index.html>). Quarterly, contains a mix of narrative, tables, and charts on Treasury issues, Federal financial operations, international statistics, and special reports.
- *Budget of the United States Government, Fiscal Year 20\_\_* (Available from GPO, Washington, D.C. 20401 on a subscription basis only and on the internet at <http://www.access.gpo.gov/usbudget>). This publication is a single volume which provides budget information and contains:
  - *Appendix, The Budget of the United States Government, FY 20\_\_*
  - *The United States Budget in Brief, FY 20\_\_*
  - *Analytical Perspectives*
  - *Historical Tables*
- *Combined Statement of Receipts, Outlays, and Balances of the United States Government* (Available from Financial Management Services, U.S. Department of Treasury, Washington, D.C. 20227 and on the internet at <http://fms.treas.gov/annualreport/index.html>). This report includes budgetary results at the summary level and presents individual receipt and appropriation accounts at the detail level.

**Scheduled Release**

**The release date for the May 2012 Statement  
will be 2:00 p.m. EST June 12, 2012.**

Internet service subscribers can access the current issue of the Monthly Treasury Statement through the  
Financial Management Service's website:

<http://www.fms.treas.gov/mts/index.html>