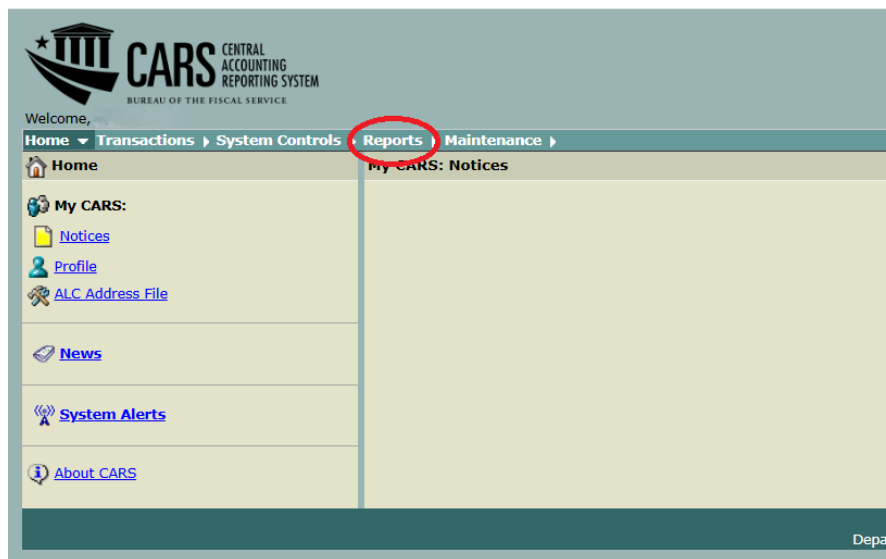


TAS BETC Listing Report

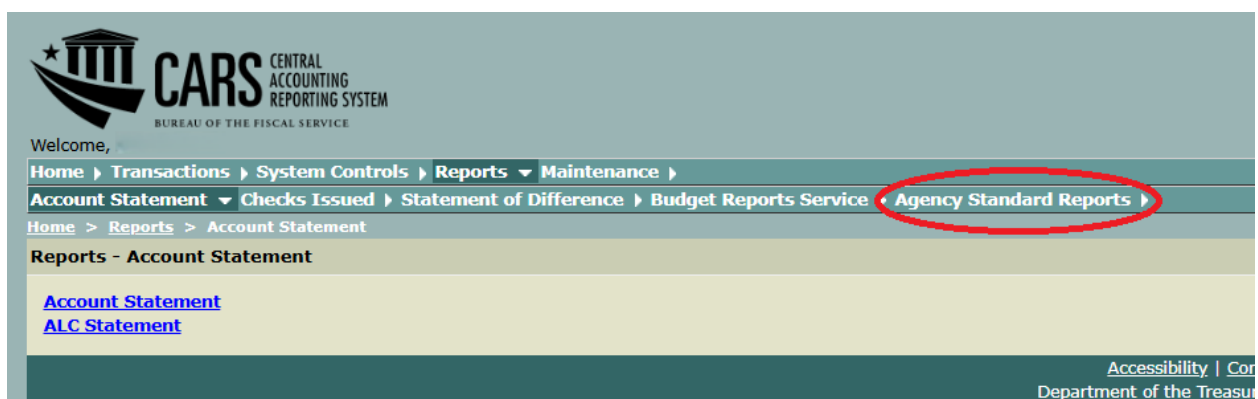
The TAS BETC Listing report, previously accessed through SAM, is now run through the Agency Standard Reports (ASR) module in CARS. For instructions on accessing CARS, click [here](#).

ASR

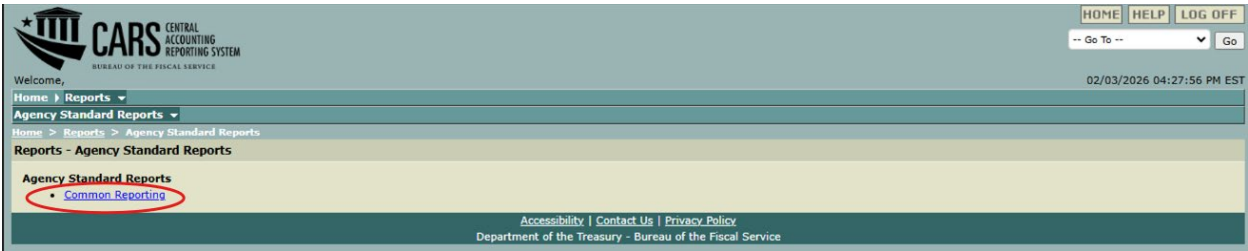
When users log into CARS, they will reach the home screen. To access ASR, click the Reports link on the menu bar.



Depending on your CARS access, you may see multiple modules listed on the Reports menu. If this is the case, select Agency Standard Reports.



Depending on your ASR role, you may have multiple menu options listed. If this is the case, select Common Reporting.



The TAS BETC Listing report appears on the Acct Maint tab – select that tab to view the list of reports available to you.



Depending on your ASR role, you may have up to 3 options available for running the report – Execute, Library and Schedule. To run the report on demand, click the arrow under the Execute column. A Report Parameters page appears.

WELCOME, 02/03/2026 04:39:12 PM EST

Agency Standard Reports

Common Reporting

Home > Reports > Agency Standard Reports > Execute Report

Execute Report

Report: TAS BETC Listing

* System Type: ☒ Authority Transaction
☐ Collection
☐ Intragovernmental
☐ NTDO Payment
☐ Payment

* Format: ☒ Excel
☐ CSV

* Required fields

Run to Desktop Run to Library Cancel Refresh

Accessibility | Contact Us | Privacy Policy
Department of the Treasury - Bureau of the Fiscal Service

Select the System Type and Format you would like to run the report for, by clicking the radio button next to the option of your choice.

When all selections are made, click the “Run to Desktop” button. The report will run.

The final report, in both PDF and Excel format, mimics the SAM legacy report. The string TAS information has been removed from the ASR report. The ASR report does not provide an option for all System Types in one file. The rest of the data matches the SAM legacy report.