

# Monthly Treasury Statement

## Receipts and Outlays of the United States Government

For Fiscal Year 2020 Through November 30, 2019, and Other Periods





**Highlight**

**The scheduled Monthly Treasury Statement release dates for 2020 are listed on the back of this publication.**

**Outlays for Military active duty and retirement, Veterans' benefits, and Supplemental Security Income accelerated into November, because December 1, 2019, the normal payment date, fell on a non-business day.**

**Contents**

Summary.....	Page 5
Receipts.....	Page 10
Outlays.....	Page 11
Means of Financing.....	Page 25
Receipts/Outlays by Month.....	Page 35
Federal Trust Funds/ Securities.....	Page 37
Receipts by Source/Outlays by Function.....	Page 38
Explanatory Notes.....	Page 39

**Introduction**

*The Monthly Treasury Statement of Receipts and Outlays of the United States Government (MTS)* is prepared by the Bureau of the Fiscal Service, Department of the Treasury and, after approval by the Fiscal Assistant Secretary of the Treasury, is normally released on the 8th workday of the month following the reporting month. The publication is based on data provided by Federal entities, disbursing officers, and Federal Reserve banks.

**AUDIENCE**

The *MTS* is published to meet the needs of those responsible for or interested in the cash position of the Treasury, those who are responsible or interested in the Government's budget results; and individuals and businesses whose operations depend upon or are related to the Government's financial operations.

**DISCLOSURE STATEMENT**

This statement summarizes the financial activities of the Federal Government and off-budget Federal entities conducted in accordance with the Budget of the U.S. Government, i.e., receipts and outlays of funds, the surplus or deficit, and the means of financing the deficit or disposing of the surplus. Information is presented on a modified cash basis; receipts are accounted for on the basis of collections; refunds of receipts are treated as deductions from gross receipts; revolving and management fund receipts, reimbursements and refunds of monies previously expended are treated as deductions from gross outlays; and interest on the public debt (public issues) is recognized on the accrual basis. Major information sources include accounting data reported by Federal entities, disbursing officers, and Federal Reserve banks.

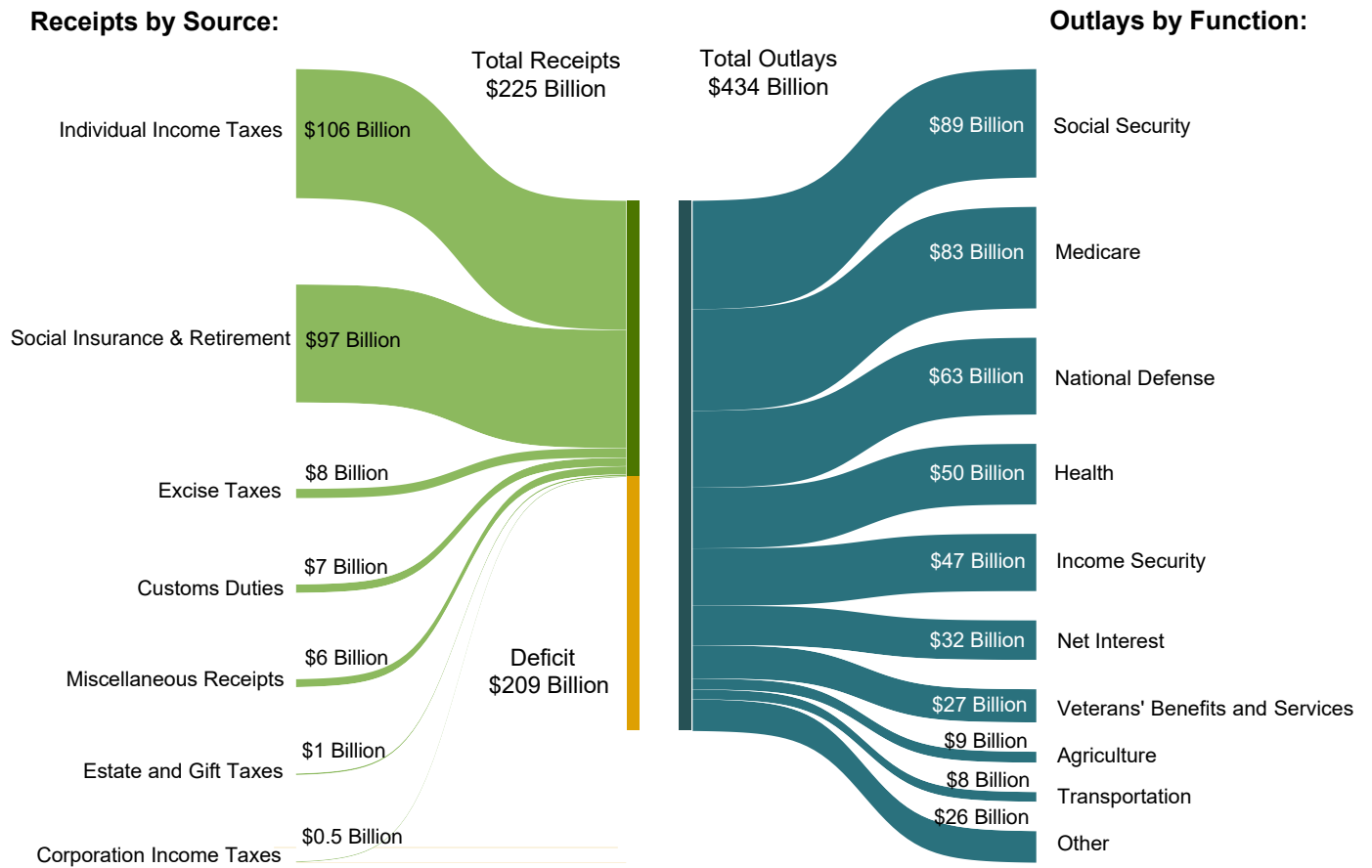
**TRIAD OF PUBLICATIONS**

The *MTS* is part of a triad of Treasury financial reports. The *Daily Treasury Statement* is published each working day of the Federal Government. It provides data on the cash and debt operations of the Treasury based upon reporting of the Treasury account balances by Federal Reserve banks. The *MTS* is a report of Government receipts and outlays, based on agency reporting. The *Combined Statement of Receipts, Outlays, and Balances of the United States Government* is the official publication of the detailed receipts and outlays of the Government. It is published annually in accordance with legislative mandates given to the Secretary of the Treasury.

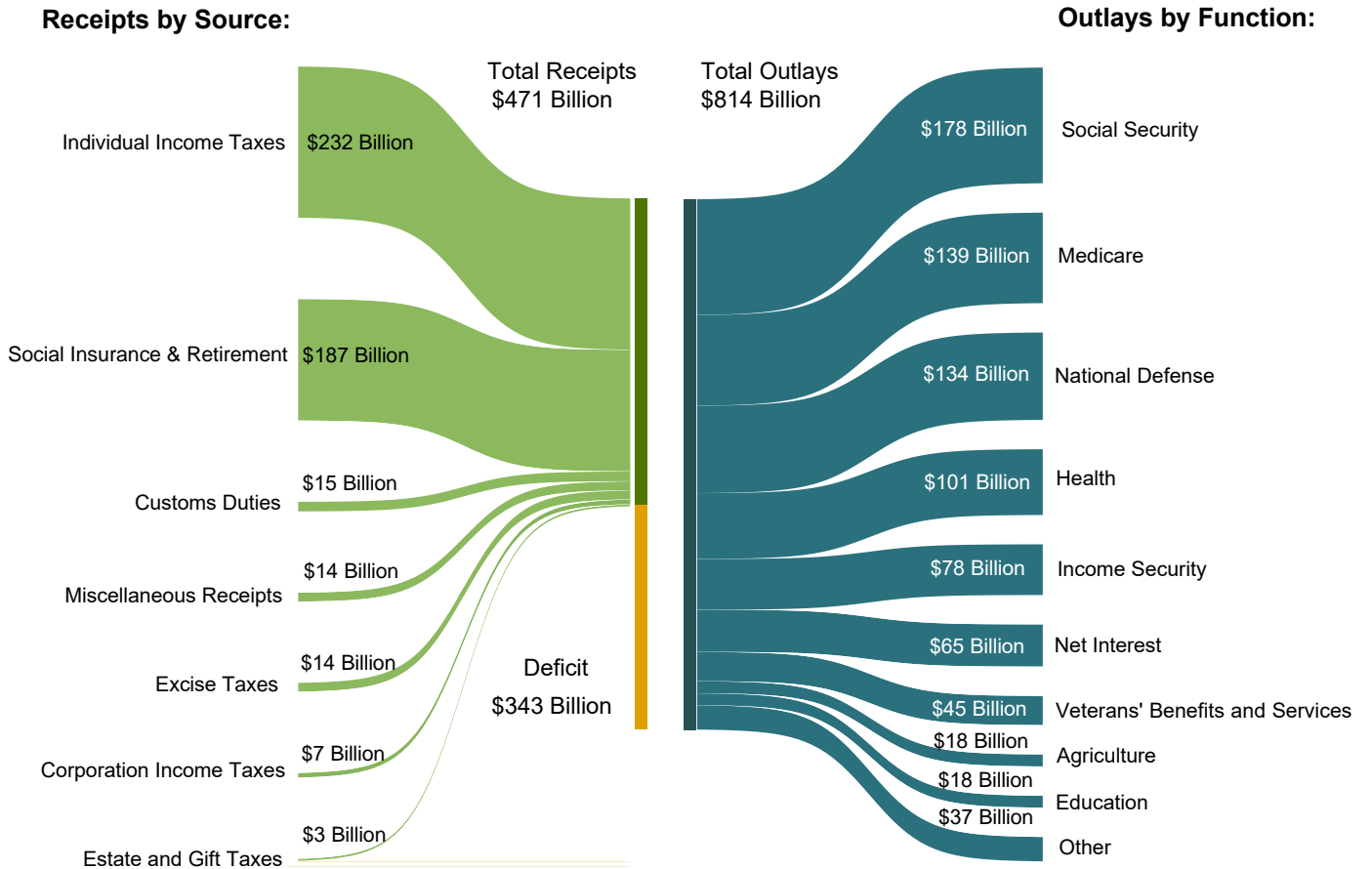
**DATA SOURCES AND INFORMATION**

The Explanatory Notes section of this publication provides information concerning the flow of data into the *MTS* and sources of information relevant to the *MTS*.

**Figure 1. Receipts, Outlays, and Surplus/Deficit for November 2019**



**Figure 2. Cumulative Receipts, Outlays, and Surplus/Deficit through Fiscal Year 2020**



**Table 1. Summary of Receipts, Outlays, and the Deficit/Surplus of the U.S. Government, Fiscal Years 2019 and 2020, by Month**

[\$ millions]			
Period	Receipts	Outlays	Deficit/Surplus (-)
<b>FY 2019</b>			
October	252,692	353,183	100,491
November	205,961	410,864	204,903
December	312,584	326,123	13,539
January	339,980	331,299	-8,681
February	167,265	401,243	233,977
March	228,811	375,756	146,945
April	535,545	375,240	-160,304
May	232,064	439,833	207,768
June	333,952	342,430	8,477
July	251,348	371,043	119,695
August	227,965	428,309	200,344
September	374,028	291,260	-82,768
<b>Year-to-Date</b>	<b>3,462,196</b>	<b>4,446,583</b>	<b>984,388</b>
<b>FY 2020</b>			
October	245,521	379,988	134,467
November	225,185	434,024	208,838
<b>Year-to-Date</b>	<b>470,706</b>	<b>814,012</b>	<b>343,306</b>

Note: Details may not add to totals due to rounding.

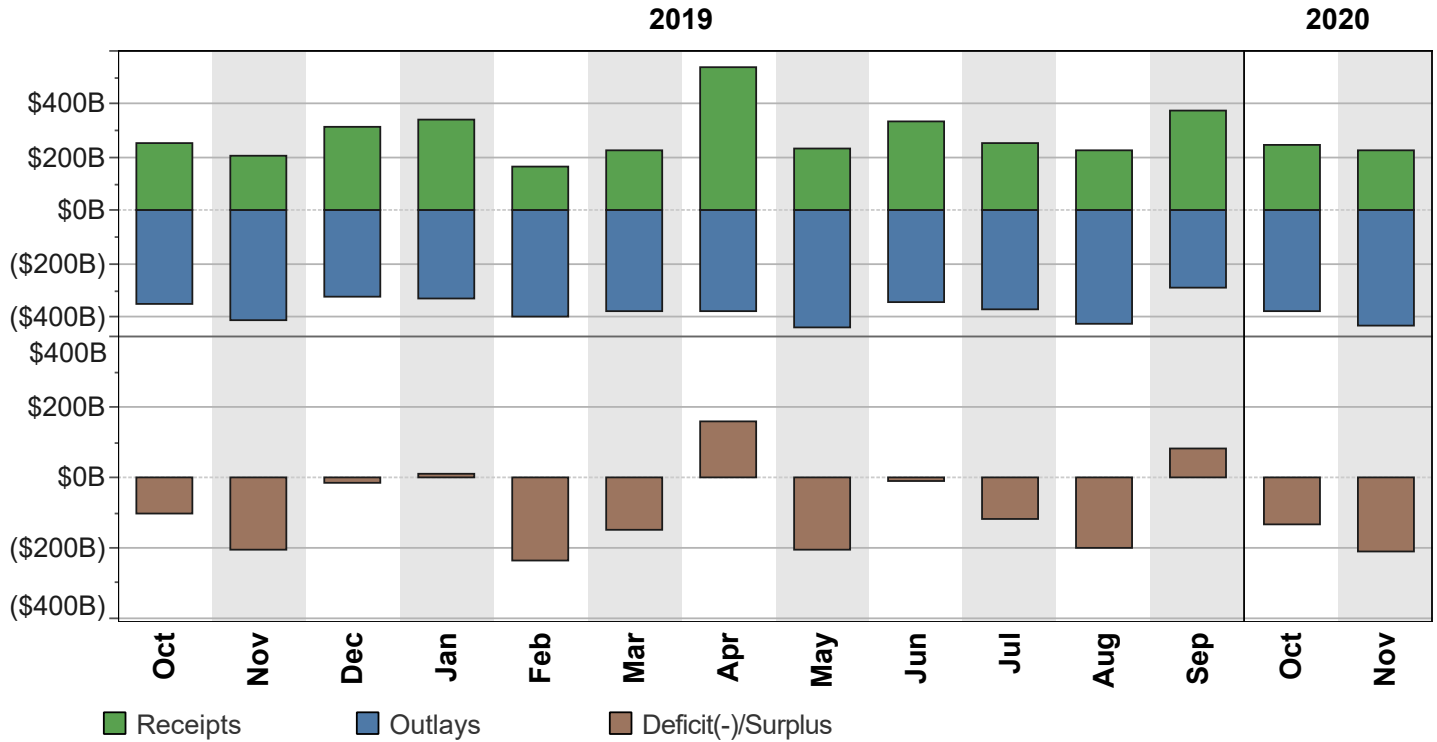
**Table 2. Summary of Budget and Off-Budget Results and Financing of the U.S. Government, November 2019 and Other Periods**

[\$ millions]					
Classification	This Month	Current Fiscal Year to Date	Budget Estimates Full Fiscal Year <sup>1</sup>	Comparable Prior Period Year to Date (2019)	Budget Estimates Next Fiscal Year (2021) <sup>1</sup>
<b>Total On-Budget and Off-Budget Results:</b>					
Total Receipts	225,185	470,706	3,631,874	458,653	3,833,374
On-Budget Receipts	155,648	336,743	2,685,416	330,251	2,831,699
Off-Budget Receipts	69,537	133,963	946,458	128,402	1,001,675
Total Outlays	434,024	814,012	4,676,957	764,046	4,849,037
On-Budget Outlays	345,901	646,863	3,714,389	607,819	3,828,794
Off-Budget Outlays	88,122	167,149	962,568	156,227	1,020,243
Total Surplus (+) or Deficit (-)	-208,838	-343,306	-1,045,083	-305,394	-1,015,663
On-Budget Surplus (+) or Deficit (-)	-190,253	-310,120	-1,028,973	-277,568	-997,095
Off-Budget Surplus (+) or Deficit (-)	-18,585	-33,186	-16,110	-27,825	-18,568
Total On-Budget and Off-Budget Financing	208,838	343,306	1,045,083	305,394	1,015,663
<b>Means of Financing:</b>					
Borrowing from the Public	125,462	285,298	1,112,332	281,034	1,082,292
Reduction of Operating Cash, Increase (-)	92,324	39,865	.....	39,839	.....
By Other Means	-8,948	18,142	-67,249	-15,479	-66,629

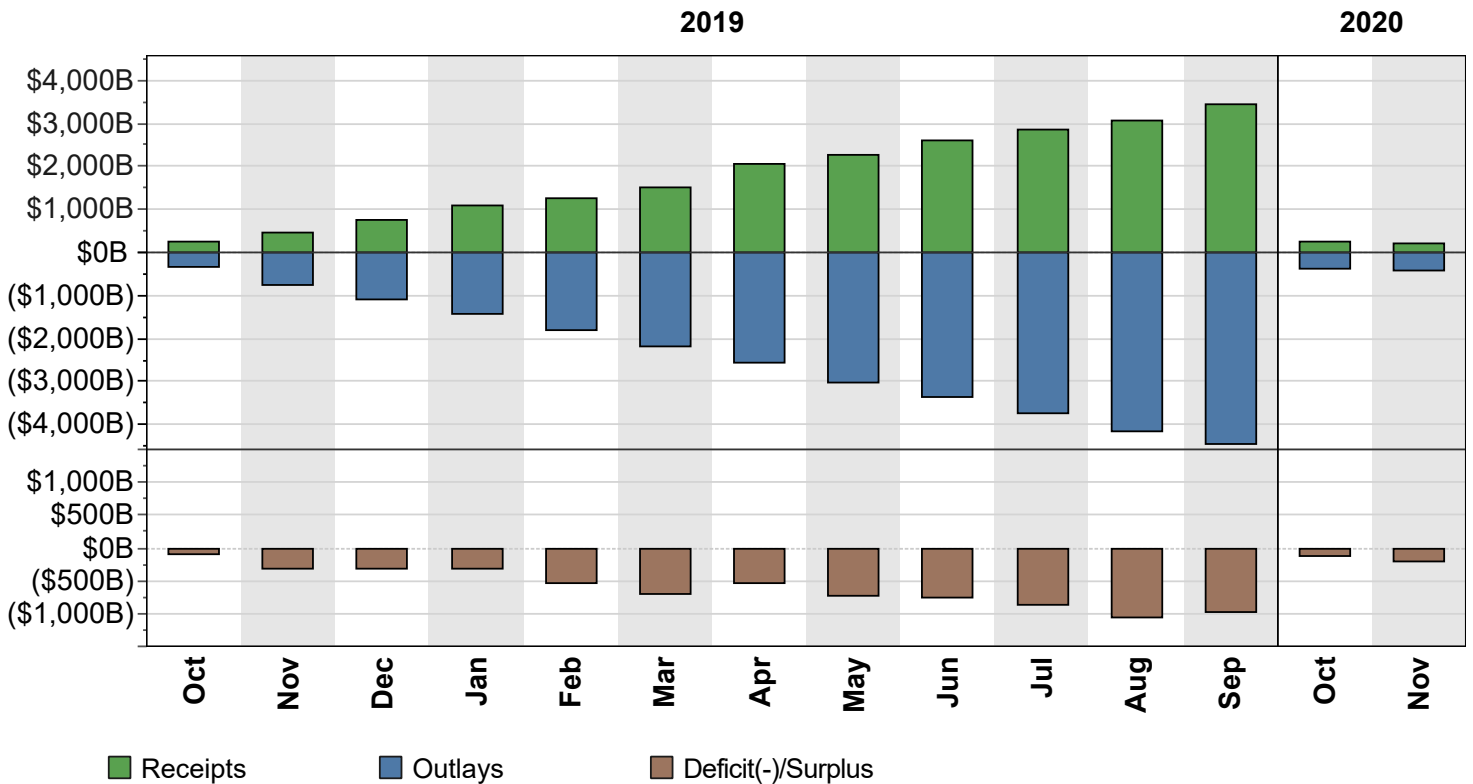
<sup>1</sup> These estimates are based on the FY 2020 Mid-Session Review, released by the Office of Management and Budget on July 12, 2019.

Note: Details may not add to totals due to rounding.  
... No Transactions

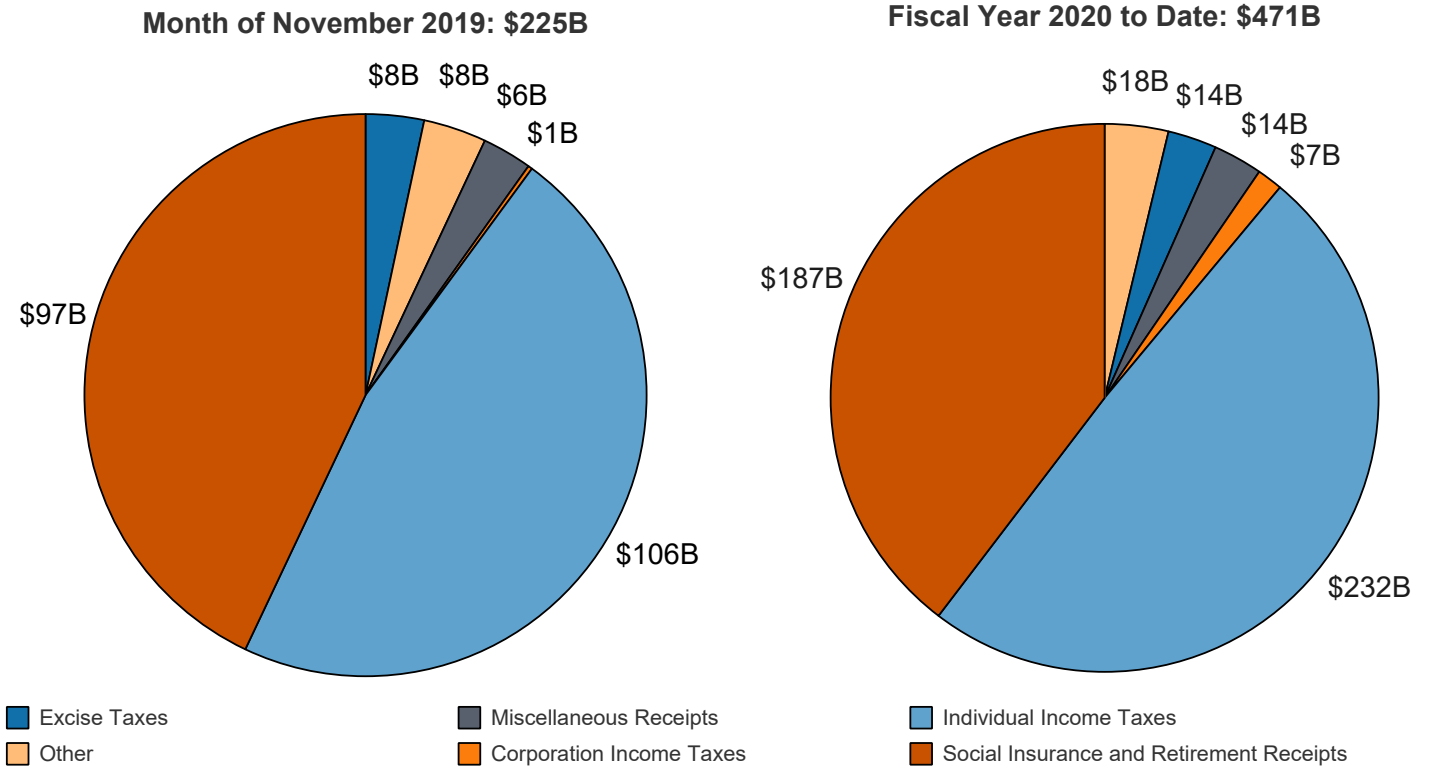
**Figure 3. Monthly Receipts, Outlays, and Budget Deficit/Surplus of the U.S. Government, Fiscal Years 2019 and 2020**



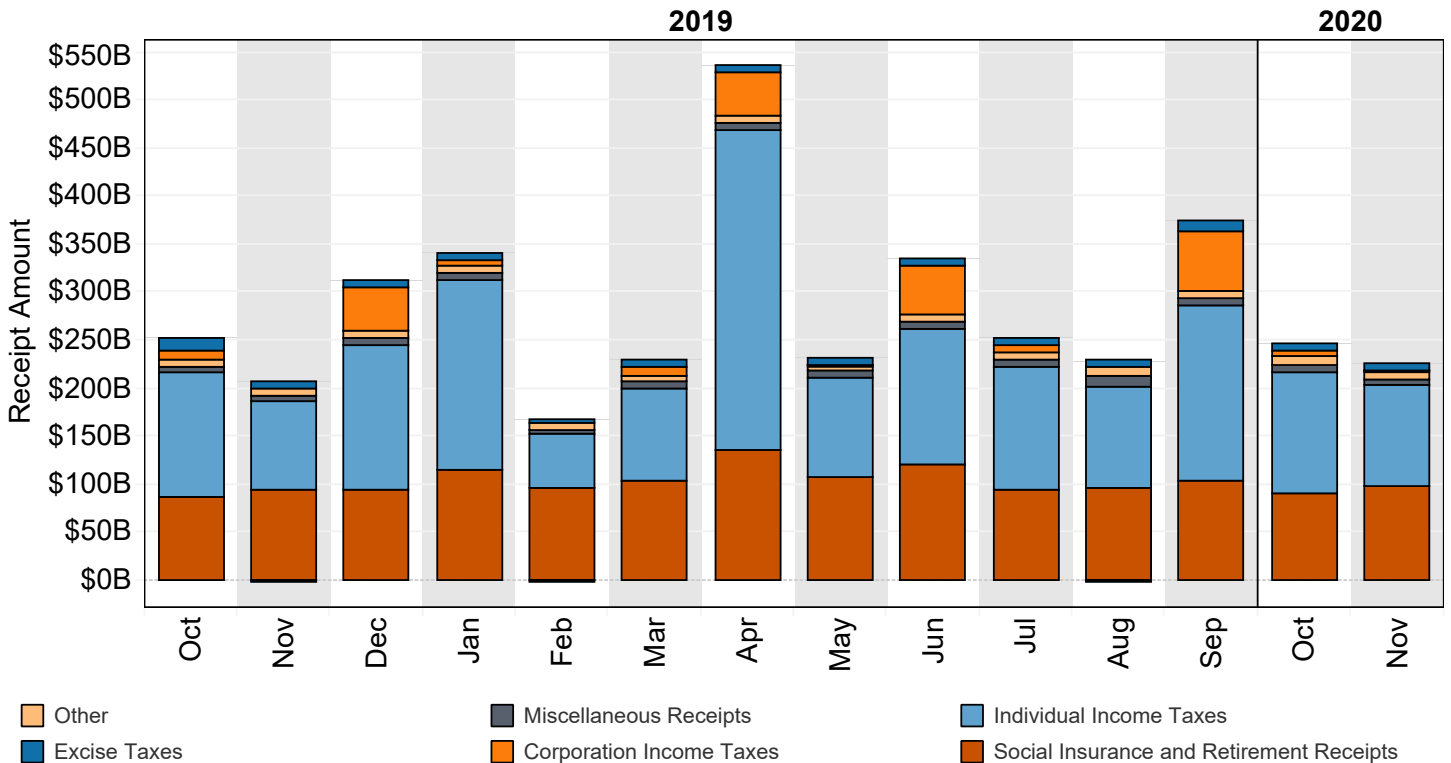
**Figure 4. Monthly Receipts, Outlays, and Budget Deficit/Surplus of the U.S. Government, Cumulative, Fiscal Years 2019 and 2020**



**Figure 5. Receipts of the U.S. Government, by Source, Fiscal Year 2020**

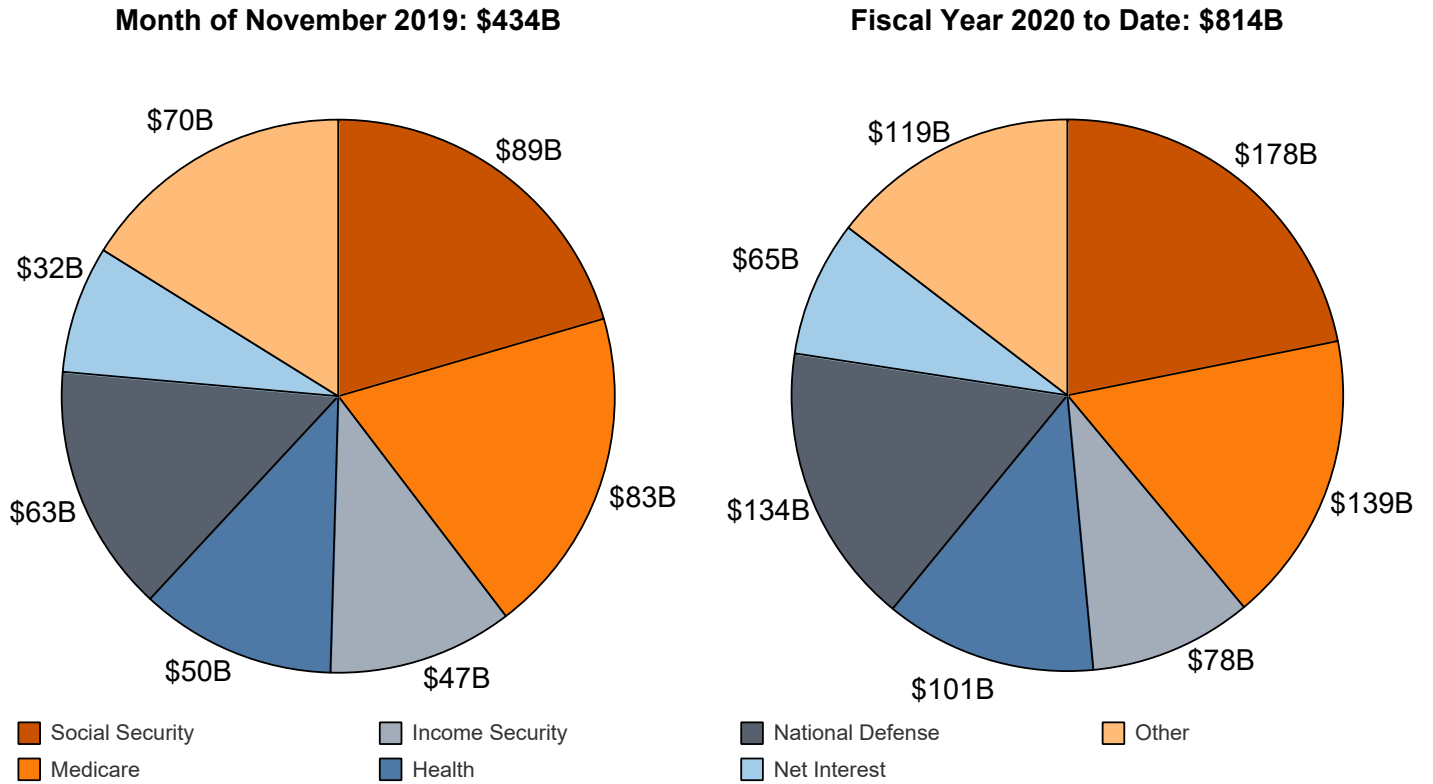


**Figure 6. Monthly Receipts of the U.S. Government, by Source, Fiscal Years 2019 and 2020**



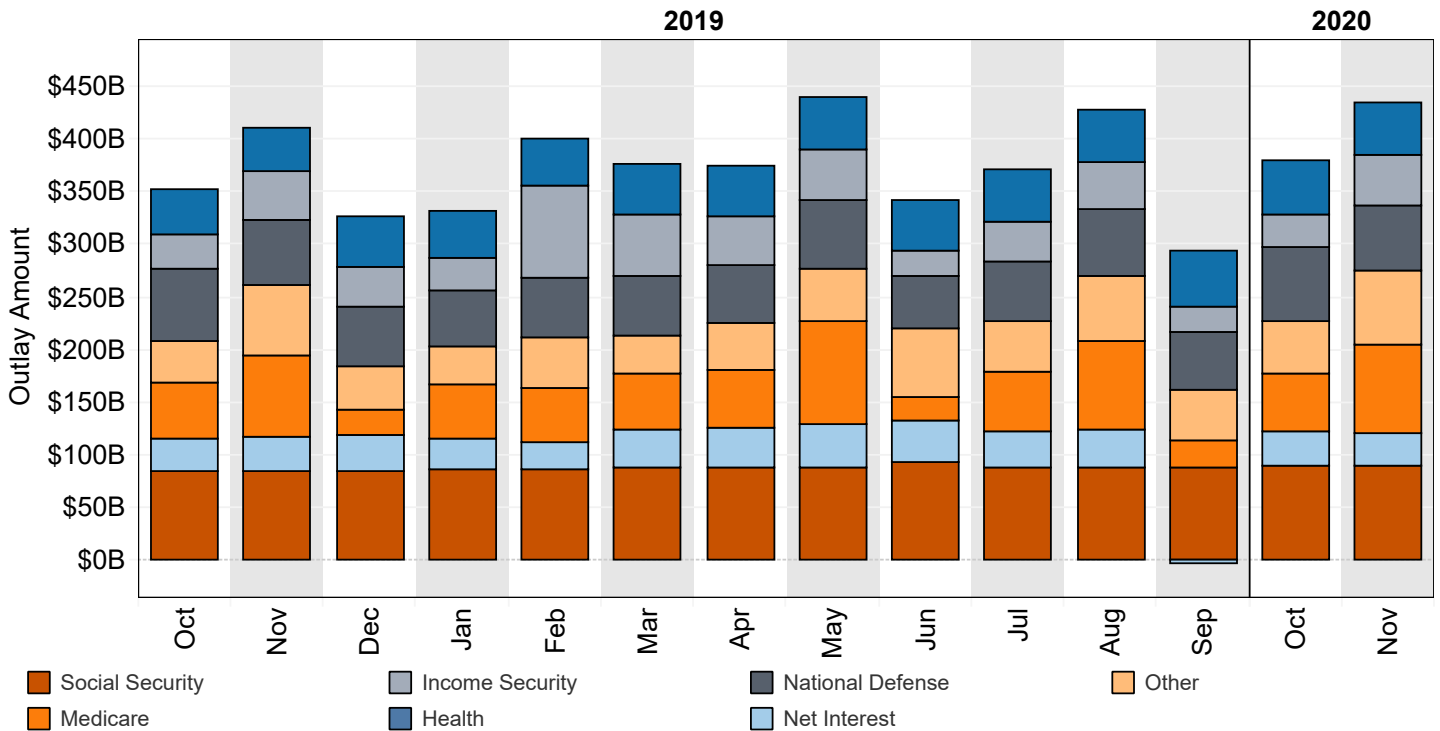
"Other" Includes: Customs Duties and Estate and Gift Taxes  
 \*Disclaimer: Other category is subject to change due to negative balances held.  
 Note: Details may not add to totals due to rounding

**Figure 7. Outlays of the U.S. Government, by Source, Fiscal Year 2020**



\*Disclaimer: Other category is subject to change due to negative balances held.

**Figure 8. Monthly Outlays of the U.S. Government, by Source, Fiscal Years 2019 and 2020**



"Other" Includes: Administration of Justice, Agriculture, Commerce and Housing Credit, Community and Regional Development, Education, Training, Employment, and Social Services, Energy, General Government, General Science, Space, and Technology, International Affairs, Natural Resources and Environment, Transportation, Undistributed Offsetting Receipts, Veterans' Benefits and Services.

Note: Details may not add to totals due to rounding



**Table 3. Summary of Receipts and Outlays of the U.S. Government, November 2019 and Other Periods**

[\$ millions]				
Classification	This Month	Current Fiscal Year to Date	Comparable Prior Period Year to Date	Budget Estimates Full Fiscal Year <sup>1</sup>
<b>Budget Receipts</b>				
Individual Income Taxes	105,764	232,153	222,237	1,805,420
Corporation Income Taxes	532	7,103	6,354	253,076
Social Insurance and Retirement Receipts:				
Employment and General Retirement (Off-Budget)	69,537	133,963	128,402	946,458
Employment and General Retirement (On-Budget)	24,117	46,362	44,677	292,775
Unemployment Insurance	2,596	5,353	5,591	45,772
Other Retirement	486	875	803	5,234
Excise Taxes	7,513	13,550	22,250	108,650
Estate and Gift Taxes	1,239	2,929	3,359	19,284
Customs Duties	6,940	14,698	11,835	64,336
Miscellaneous Receipts	6,461	13,722	13,144	90,869
<b>Total Receipts</b>	<b>225,185</b>	<b>470,706</b>	<b>458,653</b>	<b>3,631,874</b>
<b>(On-Budget)</b>	<b>155,648</b>	<b>336,743</b>	<b>330,251</b>	<b>2,685,416</b>
<b>(Off-Budget)</b>	<b>69,537</b>	<b>133,963</b>	<b>128,402</b>	<b>946,458</b>
<b>Budget Outlays</b>				
Legislative Branch	303	807	817	5,545
Judicial Branch	776	1,490	1,449	8,668
Department of Agriculture	18,569	37,662	35,415	132,362
Department of Commerce	2,359	3,322	2,770	15,523
Department of Defense--Military Programs	60,073	128,306	120,488	696,928
Department of Education	4,772	12,866	10,728	82,878
Department of Energy	2,639	5,748	4,726	30,810
Department of Health and Human Services	132,080	237,471	217,771	1,287,078
Department of Homeland Security	5,053	9,937	10,001	62,006
Department of Housing and Urban Development	3,798	7,634	7,446	48,830
Department of the Interior	900	2,151	2,608	14,894
Department of Justice	2,778	5,914	4,891	38,288
Department of Labor	3,356	-11	1,118	38,454
Department of State	3,377	5,628	6,268	25,295
Department of Transportation	6,494	13,964	12,867	86,561
Department of the Treasury:				
Interest on Treasury Debt Securities (Gross)	35,643	65,962	67,019	618,226
Other	6,937	15,839	12,888	108,678
Department of Veterans Affairs	27,152	44,748	42,418	217,506
Corps of Engineers	684	1,395	1,413	5,785
Other Defense Civil Programs	10,121	15,475	14,462	62,851
Environmental Protection Agency	829	1,660	1,491	7,028
Executive Office of the President	33	67	77	409
General Services Administration	-54	-9	179	107,034
International Assistance Programs	2,346	3,778	3,948	26,135
National Aeronautics and Space Administration	1,793	3,508	3,494	23,289
National Science Foundation	595	1,274	1,134	7,394
Office of Personnel Management	8,470	18,057	17,269	0
Small Business Administration	81	163	211	796
Social Security Administration	98,201	191,883	181,290	1,156,311
Independent Agencies	3,367	6,526	8,147	20,057
National Security Commission on Artificial Intelligence	(**)	(**)	.....	.....
Allowances	.....	.....	.....	-1,050
Undistributed Offsetting Receipts:				
Interest	-2,183	1,040	-1,210	-143,956
Other	-7,320	-30,241	-29,546	-113,656
<b>Total Outlays</b>	<b>434,024</b>	<b>814,012</b>	<b>764,046</b>	<b>4,676,957</b>
<b>(On-Budget)</b>	<b>345,901</b>	<b>646,863</b>	<b>607,819</b>	<b>3,714,389</b>
<b>(Off-Budget)</b>	<b>88,122</b>	<b>167,149</b>	<b>156,227</b>	<b>962,568</b>
<b>Surplus (+) or Deficit (-)</b>	<b>-208,838</b>	<b>-343,306</b>	<b>-305,394</b>	<b>-1,045,083</b>
<b>(On-Budget)</b>	<b>-190,253</b>	<b>-310,120</b>	<b>-277,568</b>	<b>-1,028,973</b>
<b>(Off-Budget)</b>	<b>-18,585</b>	<b>-33,186</b>	<b>-27,825</b>	<b>-16,110</b>

1 These estimates are based on the FY 2020 Mid-Session Review, released by the Office of Management and Budget on July 12, 2019.  
Note: Details may not add to totals due to rounding.

... No Transactions  
(\*\*) Less than absolute value of \$500,000

**Table 4. Receipts of the U.S. Government, November 2019 and Other Periods**

Classification	This Month			Current Fiscal Year to Date			Prior Fiscal Year to Date		
	Gross Receipts	Refunds (Deduct)	Receipts	Gross Receipts	Refunds (Deduct)	Receipts	Gross Receipts	Refunds (Deduct)	Receipts
<b>Individual Income Taxes</b>									
Withheld	105,275			213,875			205,654		
Presidential Election Campaign Fund	(**)			2			2		
Other	8,593			36,954			37,085		
<b>Total -- Individual Income Taxes</b>	<b>113,869</b>	<b>8,105</b>	<b>105,764</b>	<b>250,831</b>	<b>18,678</b>	<b>232,153</b>	<b>242,741</b>	<b>20,504</b>	<b>222,237</b>
<b>Corporation Income Taxes</b>									
	<b>5,918</b>	<b>5,385</b>	<b>532</b>	<b>16,720</b>	<b>9,617</b>	<b>7,103</b>	<b>12,958</b>	<b>6,604</b>	<b>6,354</b>
<b>Social Insurance and Retirement Receipts:</b>									
Employment and General Retirement:									
Federal Old-Age and Survivors Insurance Trust Fund:									
Federal Insurance Contributions Act Taxes	59,305	.....	59,305	114,101	.....	114,101	103,479	.....	103,479
Self-Employment Contributions Act Taxes	138	.....	138	416	.....	416	382	.....	382
<b>Total -- Federal Old-Age and Survivors Insurance Trust Fund</b>	<b>59,443</b>	<b>.....</b>	<b>59,443</b>	<b>114,517</b>	<b>.....</b>	<b>114,517</b>	<b>103,861</b>	<b>.....</b>	<b>103,861</b>
Federal Disability Insurance Trust Fund:									
Federal Insurance Contributions Act Taxes	10,071	.....	10,071	19,376	.....	19,376	24,451	.....	24,451
Self-Employment Contributions Act Taxes	23	.....	23	70	.....	70	90	.....	90
<b>Total -- Federal Disability Insurance Trust Fund</b>	<b>10,094</b>	<b>.....</b>	<b>10,094</b>	<b>19,446</b>	<b>.....</b>	<b>19,446</b>	<b>24,541</b>	<b>.....</b>	<b>24,541</b>
Federal Hospital Insurance Trust Fund:									
Federal Insurance Contributions Act Taxes	23,673	.....	23,673	45,390	.....	45,390	43,624	.....	43,624
Self-Employment Contributions Act Taxes	61	.....	61	185	.....	185	179	.....	179
<b>Total -- Federal Hospital Insurance Trust Fund</b>	<b>23,734</b>	<b>.....</b>	<b>23,734</b>	<b>45,575</b>	<b>.....</b>	<b>45,575</b>	<b>43,803</b>	<b>.....</b>	<b>43,803</b>
Railroad Retirement:									
Rail Pension and Supplemental Annuity	209	24	184	452	44	409	442	(**)	442
Social Security Equivalent Account	225	26	199	425	47	378	433	(**)	433
<b>Total -- Employment and General Retirement</b>	<b>93,705</b>	<b>51</b>	<b>93,654</b>	<b>180,416</b>	<b>91</b>	<b>180,325</b>	<b>173,079</b>	<b>(**)</b>	<b>173,079</b>
Unemployment Insurance:									
Deposits by States	2,566	.....	2,566	4,662	.....	4,662	4,880	.....	4,880
Federal Unemployment Taxes	38	9	29	668	9	660	682	5	678
Railroad Unemployment Taxes	(**)	.....	(**)	31	.....	31	34	.....	34
<b>Total -- Unemployment Insurance</b>	<b>2,604</b>	<b>9</b>	<b>2,596</b>	<b>5,361</b>	<b>9</b>	<b>5,353</b>	<b>5,596</b>	<b>5</b>	<b>5,591</b>
Other Retirement:									
Federal Employees' Retirement--Employee Share	483	.....	483	870	.....	870	798	.....	798
Non-Federal Employees Retirement	2	.....	2	5	.....	5	5	.....	5
<b>Total -- Other Retirement</b>	<b>486</b>	<b>.....</b>	<b>486</b>	<b>875</b>	<b>.....</b>	<b>875</b>	<b>803</b>	<b>.....</b>	<b>803</b>
<b>Total -- Social Insurance and Retirement Receipts</b>	<b>96,795</b>	<b>59</b>	<b>96,735</b>	<b>186,652</b>	<b>100</b>	<b>186,552</b>	<b>179,478</b>	<b>4</b>	<b>179,474</b>
<b>Excise Taxes:</b>									
Miscellaneous Excise Taxes	1,368	103	1,266	6,453	287	6,166	18,127	2,773	15,354
Airport and Airway Trust Fund	1,718	.....	1,718	1,975	.....	1,975	1,802	.....	1,802
Highway Trust Fund	4,540	29	4,511	5,431	44	5,387	5,091	44	5,047
Black Lung Disability Trust Fund	19	.....	19	22	.....	22	46	.....	46
<b>Total -- Excise Taxes</b>	<b>7,645</b>	<b>132</b>	<b>7,513</b>	<b>13,881</b>	<b>331</b>	<b>13,550</b>	<b>25,067</b>	<b>2,817</b>	<b>22,250</b>
<b>Estate and Gift Taxes</b>									
	<b>1,298</b>	<b>59</b>	<b>1,239</b>	<b>3,046</b>	<b>116</b>	<b>2,929</b>	<b>3,520</b>	<b>161</b>	<b>3,359</b>
<b>Customs Duties</b>									
	<b>7,391</b>	<b>451</b>	<b>6,940</b>	<b>15,499</b>	<b>802</b>	<b>14,698</b>	<b>12,286</b>	<b>450</b>	<b>11,835</b>
<b>Miscellaneous Receipts:</b>									
Deposit of Earnings, Federal Reserve System	4,521	.....	4,521	9,751	.....	9,751	9,020	.....	9,020
Universal Service Fund	862	.....	862	1,757	.....	1,757	1,644	.....	1,644
All Other	1,080	1	1,079	2,215	2	2,213	2,484	5	2,480
<b>Total -- Miscellaneous Receipts</b>	<b>6,462</b>	<b>1</b>	<b>6,461</b>	<b>13,723</b>	<b>2</b>	<b>13,722</b>	<b>13,149</b>	<b>5</b>	<b>13,144</b>
<b>Total -- Receipts</b>	<b>239,378</b>	<b>14,193</b>	<b>225,185</b>	<b>500,352</b>	<b>29,645</b>	<b>470,706</b>	<b>489,198</b>	<b>30,545</b>	<b>458,653</b>
<b>Total -- On-Budget</b>	<b>169,841</b>	<b>14,193</b>	<b>155,648</b>	<b>366,389</b>	<b>29,645</b>	<b>336,743</b>	<b>360,796</b>	<b>30,545</b>	<b>330,251</b>
<b>Total -- Off-Budget</b>	<b>69,537</b>	<b>.....</b>	<b>69,537</b>	<b>133,963</b>	<b>.....</b>	<b>133,963</b>	<b>128,402</b>	<b>.....</b>	<b>128,402</b>

Note: Details may not add to totals due to rounding.

(\*\*) Less than absolute value of \$500,000

... No Transactions

**Table 5. Outlays of the U.S. Government, November 2019 and Other Periods**

[\$ millions]

Classification	This Month			Current Fiscal Year to Date			Prior Fiscal Year to Date		
	Gross Outlays	Applicable Receipts	Outlays	Gross Outlays	Applicable Receipts	Outlays	Gross Outlays	Applicable Receipts	Outlays
<b>Legislative Branch:</b>									
Senate	19	(**)	19	109	(**)	108	163	(**)	163
House of Representatives	125	(**)	125	244	1	244	233	(**)	232
Joint Items	1	.....	1	3	.....	3	4	.....	4
Capitol Police	34	.....	34	72	.....	72	67	.....	67
Congressional Budget Office	4	.....	4	8	.....	8	8	.....	8
Architect of the Capitol	65	(**)	65	131	1	130	110	1	110
Library of Congress	57	1	57	118	2	115	114	2	112
Government Printing Office	-55	.....	-55	8	.....	8	20	.....	20
Government Accountability Office	43	.....	43	94	.....	94	85	.....	85
United States Tax Court	5	.....	5	9	.....	9	9	.....	9
Other Legislative Branch Agencies	9	.....	9	20	.....	20	15	.....	15
Proprietary Receipts from the Public	.....	2	-2	.....	3	-3	.....	3	-3
Intrabudgetary Transactions	(**)	.....	(**)	-1	.....	-1	-6	.....	-6
<b>Total--Legislative Branch</b>	<b>307</b>	<b>4</b>	<b>303</b>	<b>814</b>	<b>7</b>	<b>807</b>	<b>823</b>	<b>6</b>	<b>817</b>
<b>Judicial Branch:</b>									
Supreme Court of the United States	12	.....	12	19	.....	19	19	.....	19
Courts of Appeals, District Courts, and Other Judicial Services	767	.....	767	1,466	.....	1,466	1,445	.....	1,445
Other	66	.....	66	129	.....	129	124	.....	124
Proprietary Receipts from the Public	.....	23	-23	.....	40	-40	.....	33	-33
Intrabudgetary Transactions	-46	.....	-46	-85	.....	-85	-106	.....	-106
<b>Total--Judicial Branch</b>	<b>799</b>	<b>23</b>	<b>776</b>	<b>1,529</b>	<b>40</b>	<b>1,490</b>	<b>1,482</b>	<b>33</b>	<b>1,449</b>
<b>Department of Agriculture:</b>									
Agricultural Research Service	103	.....	103	229	.....	229	227	.....	227
National Institute of Food and Agriculture:									
Research and Education Activities	49	.....	49	120	.....	120	120	.....	120
Extension Activities	38	.....	38	88	.....	88	92	.....	92
Other	7	.....	7	16	.....	16	17	.....	17
Animal and Plant Health Inspection Service	95	.....	95	177	.....	177	189	.....	189
Food Safety and Inspection Service	81	.....	81	161	.....	161	151	.....	151
Agricultural Marketing Service	181	.....	181	286	.....	286	254	.....	254
Risk Management Agency:									
Administrative and Operating Expenses	5	.....	5	10	.....	10	12	.....	12
Federal Crop Insurance Corporation Fund	3,209	1,560	1,649	5,966	1,769	4,196	5,178	5	5,173
Farm Service Agency:									
Salaries and Expenses	91	.....	91	153	.....	153	156	.....	156
USDA Supplemental Assistance	(**)	.....	(**)	(**)	.....	(**)	(**)	.....	(**)
Agricultural Disaster Relief Fund	(**)	.....	(**)	(**)	.....	(**)	(**)	.....	(**)
Commodity Credit Corporation	7,082	420	6,662	13,192	755	12,436	9,689	582	9,107
Tobacco Trust Fund	(**)	.....	(**)	(**)	.....	(**)	(**)	.....	(**)
Agricultural Credit Insurance Fund	3	3	(**)	51	6	45	64	6	58
Other	11	.....	11	24	.....	24	15	.....	15
<b>Total--Farm Service Agency</b>	<b>7,187</b>	<b>423</b>	<b>6,764</b>	<b>13,420</b>	<b>762</b>	<b>12,658</b>	<b>9,925</b>	<b>588</b>	<b>9,337</b>
Natural Resources Conservation Service:									
Conservation Operations	67	.....	67	132	.....	132	127	.....	127
Farm Security and Rural Investment Programs	387	.....	387	602	.....	602	683	.....	683
Other	13	.....	13	35	.....	35	47	.....	47
Rural Development	13	.....	13	7	.....	7	10	.....	10
Rural Housing Service:									
Rural Housing Insurance Fund	41	51	-9	110	90	20	97	84	13
Rental Assistance Program	98	.....	98	201	.....	201	199	.....	199
Other	15	.....	15	30	.....	30	29	.....	29
Rural Utilities Service:									
Rural Electrification and Telecommunications Fund	3	-70	73	8	-175	182	12	-167	179
Other	57	5	52	120	11	109	114	9	105
Foreign Agricultural Service	147	.....	147	445	.....	445	424	.....	424
Food and Nutrition Service:									
Supplemental Nutrition Assistance Program	5,176	.....	5,176	10,573	.....	10,573	11,320	.....	11,320
Child Nutrition Programs	2,421	.....	2,421	4,635	.....	4,635	4,478	.....	4,478
Special Supplemental Nutrition Program for Women, Infants, and Children (WIC)	400	.....	400	875	.....	875	904	.....	904
Other	45	.....	45	94	.....	94	75	.....	75
<b>Total--Food and Nutrition Service</b>	<b>8,042</b>	<b>.....</b>	<b>8,042</b>	<b>16,176</b>	<b>.....</b>	<b>16,176</b>	<b>16,777</b>	<b>.....</b>	<b>16,777</b>

**Table 5. Outlays of the U.S. Government, November 2019 and Other Periods - Continued**

[\$ millions]

Classification	This Month			Current Fiscal Year to Date			Prior Fiscal Year to Date		
	Gross Outlays	Applicable Receipts	Outlays	Gross Outlays	Applicable Receipts	Outlays	Gross Outlays	Applicable Receipts	Outlays
<b>Department of Agriculture: - Continued</b>									
Forest Service:									
National Forest System	151	.....	151	300	.....	300	292	.....	292
Capital Improvement and Maintenance	40	.....	40	85	.....	85	80	.....	80
Wildland Fire Management	162	.....	162	373	.....	373	642	.....	642
Forest Service Permanent Appropriations	13	.....	13	32	.....	32	46	.....	46
Other	42	.....	42	135	.....	135	134	.....	134
<b>Total--Forest Service</b>	<b>409</b>	<b>.....</b>	<b>409</b>	<b>925</b>	<b>.....</b>	<b>925</b>	<b>1,195</b>	<b>.....</b>	<b>1,195</b>
Other	228	3	225	922	8	914	293	4	289
Proprietary Receipts from the Public	(**)	-26	26	(**)	128	-128	.....	232	-232
Intrabudgetary Transactions	40	.....	40	71	.....	71	-3	.....	-3
<b>Total--Department of Agriculture</b>	<b>20,515</b>	<b>1,947</b>	<b>18,569</b>	<b>40,255</b>	<b>2,593</b>	<b>37,662</b>	<b>36,169</b>	<b>754</b>	<b>35,415</b>
<b>Department of Commerce:</b>									
Economic Development Administration	29	.....	29	53	.....	53	57	.....	57
Bureau of the Census	441	.....	441	782	.....	782	314	.....	314
International Trade Administration	32	.....	32	65	.....	65	61	.....	61
National Oceanic and Atmospheric Administration	426	(**)	426	899	1	899	811	2	809
National Institute of Standards and Technology	91	.....	91	183	.....	183	164	.....	164
National Telecommunications and Information Administration	1,257	.....	1,257	1,269	.....	1,269	1,349	(**)	1,349
Other	72	5	68	70	13	57	26	16	10
Proprietary Receipts from the Public	.....	-15	15	.....	-13	13	.....	-4	4
Intrabudgetary Transactions	(**)	.....	(**)	2	.....	2	2	.....	2
Offsetting Governmental Receipts	.....	(**)	(**)	.....	(**)	(**)	.....	(**)	(**)
<b>Total--Department of Commerce</b>	<b>2,349</b>	<b>-10</b>	<b>2,359</b>	<b>3,323</b>	<b>1</b>	<b>3,322</b>	<b>2,784</b>	<b>14</b>	<b>2,770</b>
<b>Department of Defense--Military Programs:</b>									
Military Personnel:									
Department of the Army	4,853	.....	4,853	13,721	.....	13,721	13,792	.....	13,792
Department of the Navy	5,368	.....	5,368	11,951	.....	11,951	11,630	.....	11,630
Department of the Air Force	3,803	.....	3,803	8,768	.....	8,768	8,580	.....	8,580
Defense Agencies	.....	.....	.....	8,505	.....	8,505	7,909	.....	7,909
<b>Total--Military Personnel</b>	<b>14,024</b>	<b>.....</b>	<b>14,024</b>	<b>42,945</b>	<b>.....</b>	<b>42,945</b>	<b>41,912</b>	<b>.....</b>	<b>41,912</b>
Operation and Maintenance:									
Department of the Army	5,761	.....	5,761	11,594	.....	11,594	10,905	.....	10,905
Department of the Navy	5,346	.....	5,346	10,535	.....	10,535	10,545	.....	10,545
Department of the Air Force	3,827	.....	3,827	8,883	.....	8,883	9,385	.....	9,385
Defense Agencies	6,380	.....	6,380	12,108	.....	12,108	11,397	.....	11,397
<b>Total--Operation and Maintenance</b>	<b>21,315</b>	<b>.....</b>	<b>21,315</b>	<b>43,120</b>	<b>.....</b>	<b>43,120</b>	<b>42,232</b>	<b>.....</b>	<b>42,232</b>
International Reconstruction and Other Assistance:									
Department of the Army	.....	.....	.....	.....	.....	.....	6	.....	6
Procurement:									
Department of the Army	1,993	.....	1,993	3,969	.....	3,969	3,128	.....	3,128
Department of the Navy	4,751	.....	4,751	8,521	.....	8,521	7,092	.....	7,092
Department of the Air Force	7,452	.....	7,452	9,444	.....	9,444	7,135	.....	7,135
Defense Agencies	662	.....	662	1,327	.....	1,327	1,133	.....	1,133
<b>Total--Procurement</b>	<b>14,858</b>	<b>.....</b>	<b>14,858</b>	<b>23,262</b>	<b>.....</b>	<b>23,262</b>	<b>18,488</b>	<b>.....</b>	<b>18,488</b>
Research, Development, Test, and Evaluation:									
Department of the Army	1,384	.....	1,384	2,226	.....	2,226	1,431	.....	1,431
Department of the Navy	1,356	.....	1,356	2,806	.....	2,806	2,684	.....	2,684
Department of the Air Force	2,919	.....	2,919	6,447	.....	6,447	5,955	.....	5,955
Defense Agencies	1,770	.....	1,770	3,640	.....	3,640	3,482	.....	3,482
<b>Total--Research, Development, Test, and Evaluation</b>	<b>7,430</b>	<b>.....</b>	<b>7,430</b>	<b>15,119</b>	<b>.....</b>	<b>15,119</b>	<b>13,551</b>	<b>.....</b>	<b>13,551</b>
Military Construction:									
Department of the Army	123	.....	123	555	.....	555	490	.....	490
Department of the Navy	110	.....	110	218	.....	218	213	.....	213
Department of the Air Force	87	.....	87	202	.....	202	227	.....	227
Defense Agencies	263	.....	263	469	.....	469	413	.....	413
<b>Total--Military Construction</b>	<b>583</b>	<b>.....</b>	<b>583</b>	<b>1,445</b>	<b>.....</b>	<b>1,445</b>	<b>1,342</b>	<b>.....</b>	<b>1,342</b>
Family Housing:									
Department of the Army	29	.....	29	55	.....	55	59	.....	59
Department of the Navy	20	.....	20	45	.....	45	43	.....	43
Department of the Air Force	14	.....	14	43	.....	43	56	.....	56
Defense Agencies	4	.....	4	8	.....	8	16	.....	16
Revolving and Management Funds:									

**Table 5. Outlays of the U.S. Government, November 2019 and Other Periods - Continued**

[\$ millions]

Classification	This Month			Current Fiscal Year to Date			Prior Fiscal Year to Date		
	Gross Outlays	Applicable Receipts	Outlays	Gross Outlays	Applicable Receipts	Outlays	Gross Outlays	Applicable Receipts	Outlays
<b>Department of Defense--Military Programs: - Continued</b>									
Department of the Navy	1	.....	1	12	.....	12	47	.....	47
Defense Agencies:									
Working Capital Fund	1,187	.....	1,187	1,366	.....	1,366	2,535	.....	2,535
Other	52	.....	52	121	.....	121	145	.....	145
Allowances	6	.....	6	8	.....	8	24	.....	24
Trust Funds:									
Department of the Army	1	.....	1	3	.....	3	3	.....	3
Department of the Navy	2	.....	2	6	.....	6	7	.....	7
Department of the Air Force	(**)	.....	(**)	1	.....	1	1	.....	1
Defense Agencies	-3	.....	-3	33	.....	33	34	.....	34
Proprietary Receipts from the Public:									
Department of the Army	.....	41	-41	.....	-180	180	.....	-160	160
Department of the Navy	.....	3	-3	.....	19	-19	.....	4	-4
Department of the Air Force	.....	8	-8	.....	13	-13	.....	8	-8
Defense Agencies	.....	-21	21	.....	50	-50	.....	123	-123
Intrabudgetary Transactions:									
Department of the Army	-2	.....	-2	(**)	.....	(**)	-6	.....	-6
Department of the Navy	-3	.....	-3	-8	.....	-8	-23	.....	-23
Department of the Air Force	475	.....	475	545	.....	545	-2	.....	-2
Defense Agencies	112	.....	112	81	.....	81	-5	.....	-5
Offsetting Governmental Receipts:									
Department of the Army	.....	1	-1	.....	1	-1	.....	(**)	(**)
<b>Total--Department of Defense--Military Programs</b>	<b>60,104</b>	<b>31</b>	<b>60,073</b>	<b>128,208</b>	<b>-97</b>	<b>128,306</b>	<b>120,464</b>	<b>-24</b>	<b>120,488</b>
<b>Department of Education:</b>									
Office of Elementary and Secondary Education:									
Accelerating Achievement and Ensuring Equity	1,032	.....	1,032	2,533	.....	2,533	2,570	.....	2,570
Impact Aid	25	.....	25	27	.....	27	608	.....	608
Education Improvement Programs	388	.....	388	874	.....	874	735	.....	735
Other	24	.....	24	56	.....	56	43	.....	43
<b>Total--Office of Elementary and Secondary Education</b>	<b>1,468</b>	<b>.....</b>	<b>1,468</b>	<b>3,489</b>	<b>.....</b>	<b>3,489</b>	<b>3,956</b>	<b>.....</b>	<b>3,956</b>
Office of Innovation and Improvement	75	.....	75	112	.....	112	193	.....	193
Office of English Language Acquisition	45	.....	45	134	.....	134	147	.....	147
Office of Special Education and Rehabilitative Services:									
Special Education	993	.....	993	2,292	.....	2,292	1,875	.....	1,875
Rehabilitation Services and Disability Research	292	.....	292	621	.....	621	620	.....	620
Special Institutions for Persons with Disabilities	29	.....	29	50	.....	50	22	.....	22
Office of Vocational and Adult Education	117	.....	117	280	.....	280	307	.....	307
Office of Postsecondary Education:									
Higher Education	208	.....	208	429	.....	429	412	.....	412
Other	(**)	(**)	(**)	36	1	35	61	1	60
<b>Total--Office of Postsecondary Education</b>	<b>208</b>	<b>(**)</b>	<b>208</b>	<b>465</b>	<b>1</b>	<b>465</b>	<b>473</b>	<b>1</b>	<b>473</b>
Office of Federal Student Aid:									
Student Financial Assistance	1,393	.....	1,393	4,256	.....	4,256	4,590	.....	4,590
Student Aid Administration	86	.....	86	223	.....	223	273	.....	273
Federal Direct Student Loans	.....	.....	.....	3,082	.....	3,082	1,958	.....	1,958
Federal Family Education Loans	-19	.....	-19	-36	.....	-36	-23	.....	-23
Other	(**)	(**)	(**)	11	1	10	3	2	1
<b>Total--Office of Federal Student Aid</b>	<b>1,461</b>	<b>(**)</b>	<b>1,460</b>	<b>7,537</b>	<b>1</b>	<b>7,535</b>	<b>6,802</b>	<b>2</b>	<b>6,800</b>
Institute of Education Sciences	50	.....	50	95	.....	95	106	.....	106
Departmental Management	42	.....	42	89	.....	89	83	.....	83
Other	14	.....	14	32	.....	32	122	.....	122
Proprietary Receipts from the Public	.....	25	-25	.....	2,387	-2,387	.....	3,987	-3,987
Intrabudgetary Transactions	4	.....	4	59	.....	59	9	.....	9
<b>Total--Department of Education</b>	<b>4,797</b>	<b>25</b>	<b>4,772</b>	<b>15,255</b>	<b>2,389</b>	<b>12,866</b>	<b>14,717</b>	<b>3,989</b>	<b>10,728</b>
<b>Department of Energy:</b>									
National Nuclear Security Administration:									
Naval Reactors	109	.....	109	225	.....	225	240	.....	240
Weapons Activities	888	.....	888	1,990	.....	1,990	1,811	.....	1,811
Defense Nuclear Nonproliferation	326	.....	326	444	.....	444	283	.....	283
Other	28	.....	28	58	.....	58	86	.....	86
Environmental and Other Defense Activities:									
Defense Environmental Cleanup	464	.....	464	1,040	.....	1,040	949	.....	949

**Table 5. Outlays of the U.S. Government, November 2019 and Other Periods - Continued**

[\$ millions]

Classification	This Month			Current Fiscal Year to Date			Prior Fiscal Year to Date		
	Gross Outlays	Applicable Receipts	Outlays	Gross Outlays	Applicable Receipts	Outlays	Gross Outlays	Applicable Receipts	Outlays
<b>Department of Energy: - Continued</b>									
Other Defense Activities	83	.....	83	169	.....	169	141	.....	141
Defense Nuclear Waste Disposal	(**)	.....	(**)	(**)	.....	(**)	1	.....	1
Energy Programs:									
Science	587	.....	587	1,170	.....	1,170	1,038	.....	1,038
Energy Supply	154	.....	154	316	.....	316	299	.....	299
Energy Efficiency and Renewable Energy	175	.....	175	353	.....	353	289	.....	289
Fossil Energy Research and Development	50	.....	50	113	.....	113	96	.....	96
Uranium Enrichment Decontamination and Decommissioning Fund	63	.....	63	121	.....	121	122	.....	122
Advanced Technology Vehicles Manufacturing Loan Program	(**)	.....	(**)	1	.....	1	(**)	.....	(**)
Title 17 Innovative Technology Loan Guarantee Program	2	.....	2	4	.....	4	3	.....	3
Other	116	3	114	208	15	193	193	14	179
<b>Total--Energy Programs</b>	<b>1,147</b>	<b>3</b>	<b>1,145</b>	<b>2,287</b>	<b>15</b>	<b>2,272</b>	<b>2,040</b>	<b>14</b>	<b>2,026</b>
Power Marketing Administration	315	287	28	720	595	125	668	636	32
Departmental Administration	42	.....	42	72	.....	72	44	.....	44
Proprietary Receipts from the Public	.....	287	-287	.....	373	-373	.....	592	-592
Intrabudgetary Transactions	-187	.....	-187	-272	.....	-272	-295	.....	-295
<b>Total--Department of Energy</b>	<b>3,215</b>	<b>577</b>	<b>2,639</b>	<b>6,731</b>	<b>983</b>	<b>5,748</b>	<b>5,968</b>	<b>1,242</b>	<b>4,726</b>
<b>Department of Health and Human Services:</b>									
Food and Drug Administration	620	1	619	400	2	398	294	1	293
Health Resources and Services Administration	942	.....	942	2,019	.....	2,019	1,912	.....	1,912
Indian Health Service	2,810	.....	2,810	3,203	.....	3,203	751	.....	751
Centers for Disease Control and Prevention	692	.....	692	1,398	.....	1,398	1,252	.....	1,252
National Institutes of Health	3,110	.....	3,110	6,289	.....	6,289	6,289	.....	6,289
Substance Abuse and Mental Health Services Administration	450	.....	450	908	.....	908	604	.....	604
Agency for Healthcare Research and Quality	24	.....	24	53	.....	53	50	.....	50
Centers for Medicare and Medicaid Services:									
Grants to States for Medicaid	33,243	.....	33,243	68,020	.....	68,020	62,490	.....	62,490
Payments to Health Care Trust Funds	28,465	.....	28,465	58,464	.....	58,464	52,997	.....	52,997
Children's Health Insurance Fund	1,240	.....	1,240	2,357	.....	2,357	2,735	.....	2,735
State Grants and Demonstrations	40	.....	40	63	.....	63	69	.....	69
Federal Hospital Insurance Trust Fund:									
Benefit Payments	35,517	.....	35,517	62,430	.....	62,430	59,397	.....	59,397
Administrative Expenses	436	.....	436	733	.....	733	632	.....	632
<b>Total--Federal Hospital Insurance Trust Fund</b>	<b>35,953</b>	<b>.....</b>	<b>35,953</b>	<b>63,163</b>	<b>.....</b>	<b>63,163</b>	<b>60,029</b>	<b>.....</b>	<b>60,029</b>
Health Care Fraud and Abuse Control	168	.....	168	282	.....	282	244	.....	244
Federal Supplementary Medical Insurance Trust Fund:									
Benefit Payments	42,268	.....	42,268	74,477	.....	74,477	68,897	.....	68,897
Administrative Expenses	509	.....	509	831	.....	831	603	.....	603
Medicare Prescription Drugs:									
Benefit Payments	14,716	.....	14,716	21,080	.....	21,080	19,246	.....	19,246
<b>Total--Federal Supplementary Medical Insurance Trust Fund</b>	<b>57,493</b>	<b>.....</b>	<b>57,493</b>	<b>96,388</b>	<b>.....</b>	<b>96,388</b>	<b>88,746</b>	<b>.....</b>	<b>88,746</b>
Other	131	.....	131	3,074	.....	3,074	2,892	.....	2,892
<b>Total--Centers for Medicare and Medicaid Services</b>	<b>156,734</b>	<b>.....</b>	<b>156,734</b>	<b>291,811</b>	<b>.....</b>	<b>291,811</b>	<b>270,200</b>	<b>.....</b>	<b>270,200</b>
Administration for Children and Families:									
Temporary Assistance for Needy Families	1,915	.....	1,915	3,383	.....	3,383	2,761	.....	2,761
Contingency Fund	.....	.....	.....	1	.....	1	4	.....	4
Payments to States for Child Support Enforcement and Family Support Programs									
Low Income Home Energy Assistance	475	.....	475	653	.....	653	691	.....	691
Refugee and Entrant Assistance	172	.....	172	355	.....	355	442	.....	442
Child Care Entitlement to States	268	.....	268	525	.....	525	475	.....	475
Payments to States for the Child Care and Development Block Grant									
Social Services Block Grant	380	.....	380	937	.....	937	597	.....	597
Children and Families Services Programs	181	.....	181	273	.....	273	243	.....	243
Children and Families Services Programs	1,002	.....	1,002	2,117	.....	2,117	1,998	.....	1,998
Payments to States for Foster Care and Adoption Assistance									
Other	794	.....	794	1,395	.....	1,395	1,188	.....	1,188
Other	47	.....	47	110	.....	110	86	.....	86
<b>Total--Administration for Children and Families</b>	<b>5,527</b>	<b>.....</b>	<b>5,527</b>	<b>10,376</b>	<b>.....</b>	<b>10,376</b>	<b>9,084</b>	<b>.....</b>	<b>9,084</b>
Administration for Community Living	171	.....	171	344	.....	344	274	.....	274

**Table 5. Outlays of the U.S. Government, November 2019 and Other Periods - Continued**

[\$ millions]

Classification	This Month			Current Fiscal Year to Date			Prior Fiscal Year to Date		
	Gross Outlays	Applicable Receipts	Outlays	Gross Outlays	Applicable Receipts	Outlays	Gross Outlays	Applicable Receipts	Outlays
<b>Department of Health and Human Services: - Continued</b>									
Departmental Management	295	.....	295	604	.....	604	408	.....	408
Other	184	.....	184	273	.....	273	52	.....	52
Proprietary Receipts from the Public	.....	10,934	-10,934	.....	21,189	-21,189	.....	19,707	-19,707
Intrabudgetary Transactions:									
Payments for Health Insurance for the Aged:									
Federal Supplementary Medical Insurance Trust Fund	-28,464	.....	-28,464	-58,461	.....	-58,461	-52,990	.....	-52,990
Payments for Tax and Other Credits:									
Federal Hospital Insurance Trust Fund	-2	.....	-2	-6	.....	-6	-12	.....	-12
Other	-78	.....	-78	-549	.....	-549	-688	.....	-688
<b>Total--Department of Health and Human Services</b>	<b>143,015</b>	<b>10,935</b>	<b>132,080</b>	<b>258,662</b>	<b>21,191</b>	<b>237,471</b>	<b>237,479</b>	<b>19,708</b>	<b>217,771</b>
<b>Department of Homeland Security:</b>									
Departmental Management and Operations	133	.....	133	251	.....	251	201	.....	201
Citizenship and Immigration Services	305	.....	305	626	.....	626	617	.....	617
United States Secret Service	238	.....	238	391	.....	391	325	.....	325
Transportation Security Administration	486	.....	486	736	.....	736	766	.....	766
Immigration and Customs Enforcement	639	.....	639	1,277	.....	1,277	1,195	.....	1,195
U.S. Customs and Border Protection	1,325	2	1,323	2,544	4	2,540	2,230	5	2,225
United States Coast Guard	1,154	.....	1,154	2,272	.....	2,272	2,292	.....	2,292
National Protection and Programs Directorate	120	.....	120	335	.....	335	305	.....	305
Federal Emergency Management Agency:									
State and Local Programs									
Firefighter Assistance Grants	12	.....	12	31	.....	31	79	.....	79
Disaster Relief	1,238	.....	1,238	2,458	.....	2,458	2,490	.....	2,490
National Flood Insurance Fund	288	57	230	574	141	433	767	144	623
Other	114	.....	114	217	.....	217	268	.....	268
<b>Total--Federal Emergency Management Agency</b>	<b>1,711</b>	<b>57</b>	<b>1,653</b>	<b>3,394</b>	<b>141</b>	<b>3,253</b>	<b>3,767</b>	<b>144</b>	<b>3,623</b>
Science and Technology									
Domestic Nuclear Detection Office	32	.....	32	40	.....	40	37	.....	37
Other	44	.....	44	78	.....	78	78	.....	78
Proprietary Receipts from the Public	.....	102	-102	.....	214	-214	.....	180	-180
Intrabudgetary Transactions	21	.....	21	50	.....	50	17	.....	17
Offsetting Governmental Receipts	.....	1,053	-1,053	.....	1,803	-1,803	.....	1,665	-1,665
<b>Total--Department of Homeland Security</b>	<b>6,266</b>	<b>1,214</b>	<b>5,053</b>	<b>12,100</b>	<b>2,162</b>	<b>9,937</b>	<b>11,994</b>	<b>1,993</b>	<b>10,001</b>
<b>Department of Housing and Urban Development:</b>									
Public and Indian Housing Programs:									
Tenant Based Rental Assistance	1,781	.....	1,781	3,663	.....	3,663	3,563	.....	3,563
Housing Certificate Fund	22	.....	22	43	.....	43	10	.....	10
Public Housing Capital Fund	223	.....	223	441	.....	441	370	.....	370
Public Housing Operating Fund	350	.....	350	703	.....	703	726	.....	726
Revitalization of Severely Distressed Public Housing (Hope VI)									
Native American Housing Block Grant	44	.....	44	76	.....	76	85	.....	85
Other	14	.....	14	35	.....	35	26	.....	26
<b>Total--Public and Indian Housing Programs</b>	<b>2,435</b>	.....	<b>2,435</b>	<b>4,961</b>	.....	<b>4,961</b>	<b>4,787</b>	.....	<b>4,787</b>
Community Planning and Development:									
Housing Opportunities for Persons with AIDS	26	.....	26	45	.....	45	45	.....	45
Community Development Fund	373	.....	373	806	.....	806	908	.....	908
Home Investment Partnership Program	65	.....	65	140	.....	140	132	.....	132
Neighborhood Stabilization Program	2	.....	2	3	.....	3	4	.....	4
Homeless Assistance Grants	199	.....	199	382	.....	382	352	.....	352
Other	22	.....	22	46	.....	46	18	.....	18
<b>Total--Community Planning and Development</b>	<b>686</b>	.....	<b>686</b>	<b>1,422</b>	.....	<b>1,422</b>	<b>1,458</b>	.....	<b>1,458</b>
Housing Programs:									
Credit Accounts:									
FHA-Mutual Mortgage Insurance Fund, Program Account	9	.....	9	18	.....	18	14	.....	14
FHA-Mutual Mortgage Insurance Capital Reserve Account	-525	.....	-525	-1,120	.....	-1,120	-1,073	.....	-1,073
FHA-Mutual Mortgage and Cooperative Housing Insurance Fund, Liquidating Account	1	1	(**)	3	3	(**)	3	3	(**)
FHA-General and Special Risk Fund, Liquidating Account	5	11	-5	14	21	-7	20	40	-21
Housing for the Elderly or Handicapped Fund, Liquidating Account	-10	5	-16	-21	10	-30	-22	12	-34
HUD Project-Based Rental Assistance	1,043	.....	1,043	2,062	.....	2,062	2,004	.....	2,004

**Table 5. Outlays of the U.S. Government, November 2019 and Other Periods - Continued**

[\$ millions]

Classification	This Month			Current Fiscal Year to Date			Prior Fiscal Year to Date		
	Gross Outlays	Applicable Receipts	Outlays	Gross Outlays	Applicable Receipts	Outlays	Gross Outlays	Applicable Receipts	Outlays
<b>Department of Housing and Urban Development: - Continued</b>									
Housing for the Elderly	63	.....	63	123	.....	123	123	.....	123
Housing for Persons with Disabilities	16	.....	16	32	.....	32	29	.....	29
Other Assisted Housing Programs	6	.....	6	13	.....	13	16	.....	16
Other	3	1	2	7	2	4	6	8	-2
<b>Total--Housing Programs</b>	<b>612</b>	<b>18</b>	<b>594</b>	<b>1,131</b>	<b>36</b>	<b>1,095</b>	<b>1,119</b>	<b>63</b>	<b>1,056</b>
Government National Mortgage Association:									
Guarantees of Mortgage-Backed Securities	-6	(**)	-7	-25	(**)	-26	-46	1	-46
Management and Administration	151	.....	151	272	.....	272	247	.....	247
Other	13	.....	13	30	.....	30	45	.....	45
Proprietary Receipts from the Public:									
FHA-General and Special Risk Fund	.....	68	-68	.....	111	-111	.....	95	-95
Other	.....	4	-4	.....	6	-6	.....	1	-1
Intrabudgetary Transactions	-1	.....	-1	-1	.....	-1	-3	.....	-3
Offsetting Governmental Receipts	.....	1	-1	.....	3	-3	.....	3	-3
<b>Total--Department of Housing and Urban Development</b>	<b>3,890</b>	<b>92</b>	<b>3,798</b>	<b>7,790</b>	<b>156</b>	<b>7,634</b>	<b>7,608</b>	<b>162</b>	<b>7,446</b>
<b>Department of the Interior:</b>									
Land and Minerals Management:									
Bureau of Land Management:									
Management of Lands and Resources	95	.....	95	180	.....	180	174	.....	174
Other	31	1	30	59	7	52	51	9	42
Bureau of Ocean Energy Management	-5	.....	-5	9	.....	9	19	.....	19
Office of Surface Mining Reclamation and Enforcement	68	.....	68	110	.....	110	95	.....	95
<b>Total--Land and Minerals Management</b>	<b>189</b>	<b>1</b>	<b>188</b>	<b>359</b>	<b>7</b>	<b>352</b>	<b>339</b>	<b>9</b>	<b>329</b>
Water and Science:									
Bureau of Reclamation:									
Water and Related Resources	67	.....	67	225	.....	225	184	.....	184
Other	34	15	19	84	29	55	101	34	68
Central Utah Project	1	.....	1	1	.....	1	12	.....	12
United States Geological Survey	117	.....	117	214	.....	214	194	.....	194
<b>Total--Water and Science</b>	<b>219</b>	<b>15</b>	<b>203</b>	<b>525</b>	<b>29</b>	<b>496</b>	<b>491</b>	<b>34</b>	<b>458</b>
Fish and Wildlife and Parks:									
United States Fish and Wildlife Service	207	.....	207	431	.....	431	481	.....	481
National Park Service	287	.....	287	564	.....	564	535	.....	535
<b>Total--Fish and Wildlife and Parks</b>	<b>494</b>	<b>.....</b>	<b>494</b>	<b>995</b>	<b>.....</b>	<b>995</b>	<b>1,017</b>	<b>.....</b>	<b>1,017</b>
Indian Affairs:									
Bureau of Indian Affairs and Bureau of Indian Education	153	(**)	153	283	(**)	283	425	(**)	425
<b>Total--Indian Affairs</b>	<b>153</b>	<b>(**)</b>	<b>153</b>	<b>283</b>	<b>(**)</b>	<b>283</b>	<b>425</b>	<b>(**)</b>	<b>425</b>
Departmental Offices:									
Mineral Leasing and Associated Payments	115	.....	115	379	.....	379	799	.....	799
Other	22	.....	22	38	.....	38	35	.....	35
Insular Affairs	23	.....	23	99	.....	99	82	.....	82
Office of the Special Trustee for American Indians	41	.....	41	87	.....	87	45	.....	45
Department-Wide Programs	14	.....	14	207	.....	207	238	.....	238
<b>Total--Departmental Offices</b>	<b>215</b>	<b>.....</b>	<b>215</b>	<b>811</b>	<b>.....</b>	<b>811</b>	<b>1,199</b>	<b>.....</b>	<b>1,199</b>
Other	22	(**)	22	45	(**)	45	44	.....	44
Proprietary Receipts from the Public	.....	382	-382	.....	815	-815	.....	1,715	-1,715
Intrabudgetary Transactions	6	.....	6	-14	.....	-14	852	.....	852
<b>Total--Department of the Interior</b>	<b>1,298</b>	<b>398</b>	<b>900</b>	<b>3,002</b>	<b>851</b>	<b>2,151</b>	<b>4,366</b>	<b>1,758</b>	<b>2,608</b>
<b>Department of Justice:</b>									
General Administration									
General Administration	108	.....	108	261	.....	261	251	.....	251
Legal Activities and U.S. Marshals:									
General Legal Activities	76	.....	76	237	.....	237	313	.....	313
United States Attorneys	159	.....	159	292	.....	292	281	.....	281
United States Marshals Service	99	.....	99	206	.....	206	207	.....	207
Assets Forfeiture Fund	106	.....	106	171	.....	171	827	.....	827
Other	213	.....	213	372	.....	372	341	.....	341
Federal Bureau of Investigation	705	.....	705	1,546	.....	1,546	1,462	.....	1,462
Drug Enforcement Administration	219	.....	219	436	.....	436	365	.....	365
Bureau of Alcohol, Tobacco, Firearms, and Explosives	102	.....	102	204	.....	204	193	.....	193
Federal Prison System	640	27	613	1,302	58	1,244	1,223	62	1,160
Office of Justice Programs:									
State and Local Law Enforcement Assistance	109	.....	109	346	.....	346	134	.....	134



**Table 5. Outlays of the U.S. Government, November 2019 and Other Periods - Continued**

[\$ millions]

Classification	This Month			Current Fiscal Year to Date			Prior Fiscal Year to Date		
	Gross Outlays	Applicable Receipts	Outlays	Gross Outlays	Applicable Receipts	Outlays	Gross Outlays	Applicable Receipts	Outlays
<b>Department of Justice: - Continued</b>									
Community Oriented Policing Services	14	.....	14	31	.....	31	30	.....	30
Crime Victims Fund	312	.....	312	530	.....	530	303	.....	303
Other	11	.....	11	119	.....	119	196	.....	196
Other	45	.....	45	95	.....	95	93	.....	93
Proprietary Receipts from the Public	.....	21	-21	.....	30	-30	.....	1,311	-1,311
Intrabudgetary Transactions	-16	.....	-16	-30	.....	-30	153	.....	153
Offsetting Governmental Receipts	.....	76	-76	.....	116	-116	.....	107	-107
<b>Total--Department of Justice</b>	<b>2,902</b>	<b>124</b>	<b>2,778</b>	<b>6,119</b>	<b>205</b>	<b>5,914</b>	<b>6,371</b>	<b>1,480</b>	<b>4,891</b>
<b>Department of Labor:</b>									
Employment and Training Administration:									
Training and Employment Services	272	.....	272	569	.....	569	527	.....	527
Office of Job Corps	116	.....	116	258	.....	258	238	.....	238
Community Service Employment for Older Americans	31	.....	31	65	.....	65	64	.....	64
Federal Unemployment Benefits and Allowances	32	.....	32	56	.....	56	57	.....	57
Federal Additional Unemployment Compensation Program-Recovery Act	(**)	.....	(**)	(**)	.....	(**)	(**)	.....	(**)
State Unemployment Insurance and Employment Service Operations	34	.....	34	33	.....	33	-158	.....	-158
Payments to the Unemployment Trust Fund	.....	.....	.....	1	.....	1	2	.....	2
Program Administration	7	.....	7	14	.....	14	13	.....	13
Unemployment Trust Fund:									
Federal-State Unemployment Insurance:									
State Unemployment Benefits	1,782	.....	1,782	3,708	.....	3,708	3,876	.....	3,876
State Administrative Expenses	260	.....	260	571	.....	571	731	.....	731
Federal Administrative Expenses	37	.....	37	85	.....	85	22	.....	22
Other	(**)	.....	(**)	1	.....	1	3	.....	3
<b>Total--Unemployment Trust Fund</b>	<b>2,079</b>	<b>.....</b>	<b>2,079</b>	<b>4,364</b>	<b>.....</b>	<b>4,364</b>	<b>4,632</b>	<b>.....</b>	<b>4,632</b>
Other	.....	.....	.....	.....	.....	.....	12	.....	12
<b>Total--Employment and Training Administration</b>	<b>2,570</b>	<b>.....</b>	<b>2,570</b>	<b>5,360</b>	<b>.....</b>	<b>5,360</b>	<b>5,386</b>	<b>.....</b>	<b>5,386</b>
Pension Benefit Guaranty Corporation	553	317	236	1,089	6,240	-5,151	1,082	4,854	-3,772
Office of Workers' Compensation Programs:									
Special Benefits	230	.....	230	-921	.....	-921	-1,178	.....	-1,178
Energy Employees Occupational Illness Compensation Fund	135	.....	135	271	.....	271	222	.....	222
Special Benefits for Disabled Coal Miners	6	.....	6	11	.....	11	12	.....	12
Black Lung Disability Trust Fund	14	.....	14	32	.....	32	37	.....	37
Other	26	.....	26	52	.....	52	60	.....	60
Wage and Hour Division	16	.....	16	32	.....	32	35	.....	35
Occupational Safety and Health Administration	45	.....	45	78	.....	78	70	.....	70
Mine Safety and Health Administration	23	.....	23	47	.....	47	49	.....	49
Bureau of Labor Statistics	32	.....	32	66	.....	66	69	.....	69
Departmental Management	60	.....	60	128	.....	128	163	.....	163
Other	20	.....	20	43	.....	43	43	.....	43
Proprietary Receipts from the Public	.....	(**)	(**)	.....	1	-1	.....	1	-1
Intrabudgetary Transactions	-57	.....	-57	-58	.....	-58	-78	.....	-78
<b>Total--Department of Labor</b>	<b>3,674</b>	<b>318</b>	<b>3,356</b>	<b>6,231</b>	<b>6,242</b>	<b>-11</b>	<b>5,973</b>	<b>4,855</b>	<b>1,118</b>
<b>Department of State:</b>									
Administration of Foreign Affairs:									
Diplomatic and Consular Programs	614	.....	614	1,248	.....	1,248	1,740	.....	1,740
Educational and Cultural Exchange Programs	83	.....	83	161	.....	161	126	.....	126
Embassy Security, Construction, and Maintenance	224	.....	224	484	.....	484	315	.....	315
Payment to Foreign Service Retirement and Disability Fund	23	.....	23	288	.....	288	30	.....	30
Foreign Service Retirement and Disability Fund	84	.....	84	166	.....	166	160	.....	160
Other	604	.....	604	823	.....	823	285	.....	285
<b>Total--Administration of Foreign Affairs</b>	<b>1,631</b>	<b>.....</b>	<b>1,631</b>	<b>3,170</b>	<b>.....</b>	<b>3,170</b>	<b>2,657</b>	<b>.....</b>	<b>2,657</b>
International Organizations and Conferences	852	.....	852	1,121	.....	1,121	1,249	.....	1,249
Global Health and Child Survival	913	.....	913	1,348	.....	1,348	1,856	.....	1,856
Migration and Refugee Assistance	122	.....	122	497	.....	497	703	.....	703
International Narcotics Control and Law Enforcement	86	.....	86	148	.....	148	174	.....	174
Andean Counterdrug Programs	.....	.....	.....	(**)	.....	(**)	(**)	.....	(**)
Other	40	.....	40	84	.....	84	80	.....	80
Proprietary Receipts from the Public	.....	243	-243	.....	481	-481	.....	471	-471
Intrabudgetary Transactions	-24	.....	-24	-259	.....	-259	19	.....	19
<b>Total--Department of State</b>	<b>3,620</b>	<b>243</b>	<b>3,377</b>	<b>6,109</b>	<b>481</b>	<b>5,628</b>	<b>6,739</b>	<b>471</b>	<b>6,268</b>

**Table 5. Outlays of the U.S. Government, November 2019 and Other Periods - Continued**

[\$ millions]

Classification	This Month			Current Fiscal Year to Date			Prior Fiscal Year to Date		
	Gross Outlays	Applicable Receipts	Outlays	Gross Outlays	Applicable Receipts	Outlays	Gross Outlays	Applicable Receipts	Outlays
<b>Department of Transportation:</b>									
Office of the Secretary	41	.....	41	71	.....	71	92	.....	92
Federal Aviation Administration:									
Operations	-229	.....	-229	-289	.....	-289	499	.....	499
Airport and Airway Trust Fund:									
Grants-In-Aid for Airports	331	.....	331	660	.....	660	733	.....	733
Facilities and Equipment	224	.....	224	428	.....	428	436	.....	436
Research, Engineering, and Development	9	.....	9	23	.....	23	23	.....	23
Trust Fund Share of FAA Operations	983	.....	983	1,833	.....	1,833	1,050	.....	1,050
Total--Airport and Airway Trust Fund	1,548	.....	1,548	2,945	.....	2,945	2,242	.....	2,242
Other	9	3	6	6	5	1	7	2	5
Total--Federal Aviation Administration	1,328	3	1,325	2,662	5	2,657	2,748	2	2,746
Federal Highway Administration:									
Highway Trust Fund:									
Federal-Aid Highways	3,683	.....	3,683	8,425	.....	8,425	7,800	.....	7,800
Other	(**)	.....	(**)	1	.....	1	(**)	.....	(**)
Other Programs	96	.....	96	366	.....	366	221	.....	221
Total--Federal Highway Administration	3,779	.....	3,779	8,792	.....	8,792	8,021	.....	8,021
Federal Motor Carrier Safety Administration	47	.....	47	84	.....	84	87	.....	87
National Highway Traffic Safety Administration	107	.....	107	170	.....	170	178	.....	178
Federal Railroad Administration:									
Capital and Debt Service Grants to the National Railroad Passenger Corporation									
Other	(**)	.....	(**)	1	.....	1	1	.....	1
Other	26	.....	26	53	.....	53	47	.....	47
Total--Federal Railroad Administration	26	.....	26	54	.....	54	48	.....	48
Federal Transit Administration:									
Formula Grants	1	.....	1	1	.....	1	2	.....	2
Capital Investment Grants	139	.....	139	235	.....	235	226	.....	226
Transit Formula Grants	834	.....	834	1,523	.....	1,523	1,420	.....	1,420
Other	147	.....	147	235	.....	235	173	.....	173
Total--Federal Transit Administration	1,121	.....	1,121	1,995	.....	1,995	1,820	.....	1,820
Maritime Administration	14	(**)	14	88	(**)	87	-173	(**)	-173
Other	44	3	41	97	8	88	88	8	80
Proprietary Receipts from the Public	.....	10	-10	.....	34	-34	.....	29	-29
Intrabudgetary Transactions:									
Other	(**)	.....	(**)	-1	.....	-1	(**)	.....	(**)
Offsetting Governmental Receipts	.....	(**)	(**)	.....	(**)	(**)	.....	3	-3
<b>Total--Department of Transportation</b>	<b>6,509</b>	<b>16</b>	<b>6,494</b>	<b>14,011</b>	<b>47</b>	<b>13,964</b>	<b>12,909</b>	<b>42</b>	<b>12,867</b>
<b>Department of the Treasury:</b>									
Departmental Offices:									
Exchange Stabilization Fund	9	29	-20	9	64	-55	7	86	-79
Housing and Economic Recovery Programs	(**)	.....	(**)	(**)	.....	(**)	(**)	.....	(**)
Troubled Asset Relief Program	73	.....	73	176	.....	176	278	.....	278
Other	82	.....	82	202	.....	202	203	.....	203
Bureau of the Fiscal Service:									
Payment to the Resolution Funding Corporation	.....	.....	.....	662	.....	662	662	.....	662
Financial Agent Services	65	.....	65	135	.....	135	133	.....	133
Claims, Judgements, and Relief Acts	62	.....	62	119	.....	119	270	.....	270
Other	67	(**)	67	124	(**)	123	123	(**)	123
Total--Bureau of the Fiscal Service	195	(**)	195	1,041	(**)	1,040	1,188	(**)	1,188
Federal Financing Bank	-35	.....	-35	-104	.....	-104	-406	.....	-406
Alcohol and Tobacco Tax and Trade Bureau:									
Salaries and Expenses	10	.....	10	20	.....	20	18	.....	18
Internal Revenue Collections for Puerto Rico	37	.....	37	71	.....	71	69	.....	69
Bureau of Engraving and Printing	2	.....	2	-10	.....	-10	1	.....	1
United States Mint	139	129	10	260	269	-9	256	336	-80
Internal Revenue Service:									
Taxpayer Services	182	.....	182	372	.....	372	375	.....	375
Enforcement	364	.....	364	715	.....	715	694	.....	694
Operations Support	328	.....	328	689	.....	689	757	.....	757
Build America Bond Payments, Recovery Act	290	.....	290	585	.....	585	671	.....	671
Refundable Premium Tax Credits and Cost Sharing Reductions	3,972	.....	3,972	7,419	.....	7,419	7,832	.....	7,832

**Table 5. Outlays of the U.S. Government, November 2019 and Other Periods - Continued**

[\$ millions]

Classification	This Month			Current Fiscal Year to Date			Prior Fiscal Year to Date		
	Gross Outlays	Applicable Receipts	Outlays	Gross Outlays	Applicable Receipts	Outlays	Gross Outlays	Applicable Receipts	Outlays
<b>Department of the Treasury: - Continued</b>									
Payment Where Earned Income Credit Exceeds Liability for Tax	53	.....	53	262	.....	262	358	.....	358
Payment Where Child Tax Credit Exceeds Liability for Tax	56	.....	56	243	.....	243	155	.....	155
Payment Where American Opportunity Tax Credit Exceeds Liability for Tax	7	.....	7	37	.....	37	17	.....	17
Refunding Internal Revenue Collections, Interest	151	.....	151	284	.....	284	340	.....	340
Other	1,226	(**)	1,226	4,113	(**)	4,113	720	(**)	720
<b>Total--Internal Revenue Service</b>	<b>6,629</b>	<b>(**)</b>	<b>6,629</b>	<b>14,721</b>	<b>(**)</b>	<b>14,721</b>	<b>11,920</b>	<b>(**)</b>	<b>11,920</b>
Comptroller of the Currency	75	4	71	177	10	167	183	17	165
Interest on the Public Debt:									
Interest on Treasury Debt Securities (Gross):									
Public Issues (Accrual Basis)	31,837	.....	31,837	63,750	.....	63,750	61,100	.....	61,100
Special Issues (Cash Basis)	3,807	.....	3,807	2,212	.....	2,212	5,919	.....	5,919
<b>Total--Interest on Treasury Debt Securities (Gross)</b>	<b>35,643</b>	.....	<b>35,643</b>	<b>65,962</b>	.....	<b>65,962</b>	<b>67,019</b>	.....	<b>67,019</b>
<b>Total--Interest on the Public Debt</b>	<b>35,643</b>	.....	<b>35,643</b>	<b>65,962</b>	.....	<b>65,962</b>	<b>67,019</b>	.....	<b>67,019</b>
Other	8	.....	8	18	.....	18	18	.....	18
Proprietary Receipts from the Public	.....	48	-48	.....	176	-176	.....	222	-222
Intrabudgetary Transactions	-77	.....	-77	-222	.....	-222	-184	.....	-184
<b>Total--Department of the Treasury</b>	<b>42,790</b>	<b>210</b>	<b>42,580</b>	<b>82,320</b>	<b>519</b>	<b>81,801</b>	<b>80,568</b>	<b>662</b>	<b>79,907</b>
<b>Department of Veterans Affairs:</b>									
Joint DOD-VA Medical Facility Demonstration Fund	37	.....	37	72	.....	72	77	.....	77
Veterans Health Administration:									
Veterans Choice Fund, Veterans Health Administration	20	.....	20	46	.....	46	718	.....	718
Medical Services	6,655	.....	6,655	12,070	.....	12,070	11,000	.....	11,000
Medical Support and Compliance	780	.....	780	1,357	.....	1,357	1,240	.....	1,240
Medical Facilities	555	.....	555	1,045	.....	1,045	1,035	.....	1,035
Other	146	38	108	263	78	186	230	84	146
Benefits Programs:									
Public Enterprise Funds:									
Housing Accounts	(**)	1	-1	(**)	2	-1	(**)	2	-2
Other	68	382	-314	140	446	-306	157	152	6
Compensation and Pensions	16,622	.....	16,622	25,226	.....	25,226	23,224	.....	23,224
Readjustment Benefits	1,765	.....	1,765	3,329	.....	3,329	3,502	.....	3,502
Veterans Housing Benefit Program Fund	.....	.....	.....	.....	.....	.....	14	.....	14
Insurance Funds:									
National Service Life	46	.....	46	106	.....	106	116	.....	116
Veterans Special Life	15	1	14	35	2	33	29	2	27
Other	16	.....	16	18	.....	18	11	.....	11
<b>Total--Benefits Programs</b>	<b>18,532</b>	<b>384</b>	<b>18,148</b>	<b>28,855</b>	<b>450</b>	<b>28,405</b>	<b>27,053</b>	<b>156</b>	<b>26,897</b>
Departmental Administration:									
Construction	72	.....	72	147	.....	147	138	.....	138
Information Technology Systems	405	.....	405	837	.....	837	828	.....	828
General Operating Expenses	462	.....	462	821	.....	821	761	(**)	761
Other	261	.....	261	519	.....	519	285	.....	285
Proprietary Receipts from the Public:									
National Service Life	.....	-3	3	.....	2	-2	.....	7	-7
Other	.....	362	-362	.....	768	-768	.....	683	-683
Intrabudgetary Transactions	9	.....	9	12	.....	12	-17	.....	-17
<b>Total--Department of Veterans Affairs</b>	<b>27,932</b>	<b>780</b>	<b>27,152</b>	<b>46,046</b>	<b>1,298</b>	<b>44,748</b>	<b>43,348</b>	<b>930</b>	<b>42,418</b>
<b>Corps of Engineers:</b>									
Construction	180	.....	180	436	.....	436	318	.....	318
Operation and Maintenance	323	.....	323	647	.....	647	512	.....	512
Flood Control and Coastal Emergencies	57	.....	57	123	.....	123	414	.....	414
Rivers and Harbors Contributed Funds	39	.....	39	72	.....	72	62	.....	62
Other	114	.....	114	206	.....	206	211	.....	211
Proprietary Receipts from the Public	.....	27	-27	.....	89	-89	.....	107	-107
Intrabudgetary Transactions	-1	.....	-1	(**)	.....	(**)	1	.....	1
<b>Total--Corps of Engineers</b>	<b>712</b>	<b>27</b>	<b>684</b>	<b>1,483</b>	<b>89</b>	<b>1,395</b>	<b>1,519</b>	<b>107</b>	<b>1,413</b>
<b>Other Defense Civil Programs:</b>									
Military Retirement:									
Payment to Military Retirement Fund	.....	.....	.....	91,873	.....	91,873	87,996	.....	87,996
Military Retirement Fund	9,831	.....	9,831	14,959	.....	14,959	14,459	.....	14,459

**Table 5. Outlays of the U.S. Government, November 2019 and Other Periods - Continued**

[\$ millions]

Classification	This Month			Current Fiscal Year to Date			Prior Fiscal Year to Date		
	Gross Outlays	Applicable Receipts	Outlays	Gross Outlays	Applicable Receipts	Outlays	Gross Outlays	Applicable Receipts	Outlays
<b>Other Defense Civil Programs: - Continued</b>									
Retiree Health Care:									
Payment to Department of Defense Medicare-Eligible Retiree Health Care Fund	.....	.....	.....	6,637	.....	6,637	5,720	.....	5,720
Department of Defense Medicare-Eligible Retiree Health Care Fund	639	.....	639	2,028	.....	2,028	1,875	.....	1,875
Educational Benefits	21	.....	21	41	.....	41	47	.....	47
Other	24	.....	24	42	.....	42	63	.....	63
Proprietary Receipts from the Public	.....	2	-2	.....	4	-4	.....	4	-4
Intrabudgetary Transactions	-392	.....	-392	-100,102	.....	-100,102	-95,694	.....	-95,694
<b>Total--Other Defense Civil Programs</b>	<b>10,123</b>	<b>2</b>	<b>10,121</b>	<b>15,479</b>	<b>4</b>	<b>15,475</b>	<b>14,466</b>	<b>4</b>	<b>14,462</b>
<b>Environmental Protection Agency:</b>									
Science and Technology	53	.....	53	118	.....	118	118	.....	118
Environmental Programs and Management	292	.....	292	481	.....	481	483	.....	483
State and Tribal Assistance Grants	370	.....	370	869	.....	869	689	.....	689
Payment to the Hazardous Substance Superfund	.....	.....	.....	155	.....	155	204	.....	204
Hazardous Substance Superfund	125	.....	125	241	.....	241	231	.....	231
Other	32	2	30	-2	3	-5	-21	3	-23
Proprietary Receipts from the Public	.....	2	-2	.....	52	-52	.....	36	-36
Intrabudgetary Transactions	-38	.....	-38	-143	.....	-143	-172	.....	-172
Offsetting Governmental Receipts	.....	1	-1	.....	3	-3	.....	3	-3
<b>Total--Environmental Protection Agency</b>	<b>834</b>	<b>4</b>	<b>829</b>	<b>1,719</b>	<b>58</b>	<b>1,660</b>	<b>1,532</b>	<b>41</b>	<b>1,491</b>
<b>Executive Office of the President:</b>									
The White House	6	.....	6	11	.....	11	10	.....	10
Office of Management and Budget	12	.....	12	20	.....	20	20	.....	20
Unanticipated Needs	3	.....	3	5	.....	5	5	.....	5
Other	13	.....	13	31	.....	31	42	.....	42
Proprietary Receipts from the Public	.....	(**)	(**)	.....	(**)	(**)	.....	(**)	(**)
Intrabudgetary Transactions	(**)	.....	(**)	(**)	.....	(**)	(**)	.....	(**)
<b>Total--Executive Office of the President</b>	<b>33</b>	<b>(**)</b>	<b>33</b>	<b>67</b>	<b>(**)</b>	<b>67</b>	<b>77</b>	<b>(**)</b>	<b>77</b>
<b>General Services Administration:</b>									
Real Property Activities	-46	.....	-46	-44	.....	-44	103	.....	103
Supply and Technology Activities	-42	.....	-42	27	.....	27	33	.....	33
General Activities	38	.....	38	55	.....	55	55	.....	55
Proprietary Receipts from the Public	.....	3	-3	.....	41	-41	.....	9	-9
Intrabudgetary Transactions	-1	.....	-1	-5	.....	-5	-2	.....	-2
<b>Total--General Services Administration</b>	<b>-52</b>	<b>3</b>	<b>-54</b>	<b>33</b>	<b>41</b>	<b>-9</b>	<b>189</b>	<b>9</b>	<b>179</b>
<b>International Assistance Programs:</b>									
Millennium Challenge Corporation	42	.....	42	88	.....	88	145	.....	145
International Security Assistance:									
Foreign Military Financing Program	1,681	.....	1,681	1,781	.....	1,781	1,954	.....	1,954
Economic Support Fund	215	.....	215	537	.....	537	658	.....	658
Other	197	.....	197	288	.....	288	243	(**)	242
<b>Total--International Security Assistance</b>	<b>2,093</b>	<b>.....</b>	<b>2,093</b>	<b>2,606</b>	<b>.....</b>	<b>2,606</b>	<b>2,854</b>	<b>(**)</b>	<b>2,854</b>
Multilateral Assistance:									
Other	1	.....	1	1	.....	1	298	.....	298
<b>Total--Multilateral Assistance</b>	<b>1</b>	<b>.....</b>	<b>1</b>	<b>1</b>	<b>.....</b>	<b>1</b>	<b>298</b>	<b>.....</b>	<b>298</b>
Agency for International Development:									
Development Assistance Program	184	.....	184	367	.....	367	381	.....	381
Assistance for Europe, Eurasia and Central Asia	62	.....	62	132	.....	132	103	.....	103
International Disaster Assistance	220	.....	220	919	.....	919	664	.....	664
Operating Expenses	97	.....	97	177	.....	177	198	.....	198
Other	279	20	259	352	24	327	268	10	258
Proprietary Receipts from the Public	.....	5	-5	.....	10	-10	.....	119	-119
Intrabudgetary Transactions	-1	.....	-1	-3	.....	-3	-2	.....	-2
<b>Total--Agency for International Development</b>	<b>840</b>	<b>25</b>	<b>816</b>	<b>1,944</b>	<b>34</b>	<b>1,910</b>	<b>1,612</b>	<b>129</b>	<b>1,483</b>
Overseas Private Investment Corporation:									
Overseas Private Investment Corporation Accounts	10	18	-8	18	22	-4	16	29	-12
Proprietary Receipts from the Public	.....	4	-4	.....	33	-33	.....	47	-47
<b>Total--Overseas Private Investment Corporation</b>	<b>10</b>	<b>22</b>	<b>-12</b>	<b>18</b>	<b>55</b>	<b>-37</b>	<b>16</b>	<b>75</b>	<b>-59</b>
Peace Corps	36	(**)	35	69	(**)	68	71	(**)	71
Military Sales Program:									
Foreign Military Sales Trust Fund	2,804	.....	2,804	5,384	.....	5,384	5,176	.....	5,176

**Table 5. Outlays of the U.S. Government, November 2019 and Other Periods - Continued**

[\$ millions]

Classification	This Month			Current Fiscal Year to Date			Prior Fiscal Year to Date		
	Gross Outlays	Applicable Receipts	Outlays	Gross Outlays	Applicable Receipts	Outlays	Gross Outlays	Applicable Receipts	Outlays
<b>International Assistance Programs: - Continued</b>									
Other	13	.....	13	19	.....	19	35	(**)	35
Proprietary Receipts from the Public	.....	3,457	-3,457	.....	6,284	-6,284	.....	6,076	-6,076
Other	11	(**)	11	23	1	22	21	(**)	20
<b>Total--International Assistance Programs</b>	<b>5,850</b>	<b>3,504</b>	<b>2,346</b>	<b>10,151</b>	<b>6,374</b>	<b>3,778</b>	<b>10,229</b>	<b>6,282</b>	<b>3,948</b>
<b>National Aeronautics and Space Administration:</b>									
Science	532	.....	532	1,126	.....	1,126	1,131	.....	1,131
Aeronautics	84	.....	84	147	.....	147	129	.....	129
Exploration	406	.....	406	788	.....	788	715	.....	715
Cross Agency Support	308	.....	308	516	.....	516	529	.....	529
Space Operations	300	.....	300	636	.....	636	742	.....	742
Other	163	.....	163	295	.....	295	249	.....	249
Proprietary Receipts from the Public	.....	(**)	(**)	.....	(**)	(**)	.....	1	-1
Intrabudgetary Transactions	(**)	.....	(**)	(**)	.....	(**)	(**)	.....	(**)
<b>Total--National Aeronautics and Space Administration</b>	<b>1,793</b>	<b>(**)</b>	<b>1,793</b>	<b>3,508</b>	<b>(**)</b>	<b>3,508</b>	<b>3,495</b>	<b>1</b>	<b>3,494</b>
<b>National Science Foundation:</b>									
Research and Related Activities	450	.....	450	994	.....	994	893	.....	893
Education and Human Resources	76	.....	76	168	.....	168	167	.....	167
Other	70	.....	70	114	.....	114	87	.....	87
Proprietary Receipts from the Public	.....	1	-1	.....	1	-1	.....	13	-13
<b>Total--National Science Foundation</b>	<b>596</b>	<b>1</b>	<b>595</b>	<b>1,275</b>	<b>1</b>	<b>1,274</b>	<b>1,147</b>	<b>13</b>	<b>1,134</b>
<b>Office of Personnel Management:</b>									
Government Payment for Annuityants, Employees Health and Life Insurance Benefits									
	1,101	.....	1,101	2,200	.....	2,200	2,189	.....	2,189
Postal Service Retiree Health Benefits Fund	316	.....	316	632	.....	632	618	.....	618
Civil Service Retirement and Disability Fund	7,382	.....	7,382	15,058	.....	15,058	14,549	.....	14,549
Employees Life Insurance Fund	222	343	-121	500	636	-136	496	622	-126
Employees and Retired Employees Health Benefits Fund	4,838	5,084	-247	9,851	9,531	320	9,380	9,446	-66
Other	48	.....	48	-1	.....	-1	117	.....	117
Proprietary Receipts from the Public	.....	(**)	(**)	.....	(**)	(**)	.....	(**)	(**)
Intrabudgetary Transactions:									
Postal Service Contributions	-6	.....	-6	-11	.....	-11	-7	.....	-7
Civil Service Retirement and Disability Fund:									
Other	-3	.....	-3	-6	.....	-6	-6	.....	-6
<b>Total--Office of Personnel Management</b>	<b>13,897</b>	<b>5,428</b>	<b>8,470</b>	<b>28,224</b>	<b>10,167</b>	<b>18,057</b>	<b>27,337</b>	<b>10,068</b>	<b>17,269</b>
<b>Small Business Administration:</b>									
Salaries and Expenses	53	(**)	53	110	(**)	110	129	(**)	129
Business Loans Program	2	(**)	2	3	(**)	3	1	-1	1
Disaster Loans Program	7	(**)	7	13	(**)	13	51	(**)	51
Other	24	2	22	42	4	38	34	4	30
Proprietary Receipts from the Public	.....	1	-1	.....	(**)	(**)	.....	(**)	(**)
Intrabudgetary Transactions	-1	.....	-1	-1	.....	-1	(**)	.....	(**)
<b>Total--Small Business Administration</b>	<b>85</b>	<b>4</b>	<b>81</b>	<b>166</b>	<b>4</b>	<b>163</b>	<b>215</b>	<b>4</b>	<b>211</b>
<b>Social Security Administration:</b>									
Payments to Social Security Trust Funds	21	.....	21	9,009	.....	9,009	8,642	.....	8,642
Supplemental Security Income Program	9,692	.....	9,692	14,389	.....	14,389	14,181	.....	14,181
Federal Old-Age and Survivors Insurance Trust Fund (Off-Budget):									
Benefit Payments	76,323	.....	76,323	152,706	.....	152,706	142,757	.....	142,757
Administrative Expenses	317	.....	317	643	.....	643	604	.....	604
<b>Total--Federal Old-Age and Survivors Insurance Trust Fund (Off-Budget)</b>	<b>76,640</b>	<b>.....</b>	<b>76,640</b>	<b>153,349</b>	<b>.....</b>	<b>153,349</b>	<b>143,362</b>	<b>.....</b>	<b>143,362</b>
Federal Disability Insurance Trust Fund (Off-Budget):									
Benefit Payments	11,988	.....	11,988	24,068	.....	24,068	23,603	.....	23,603
Administrative Expenses	270	.....	270	476	.....	476	506	.....	506
<b>Total--Federal Disability Insurance Trust Fund (Off-Budget)</b>	<b>12,259</b>	<b>.....</b>	<b>12,259</b>	<b>24,544</b>	<b>.....</b>	<b>24,544</b>	<b>24,109</b>	<b>.....</b>	<b>24,109</b>
Other	13	.....	13	27	.....	27	39	.....	39
Proprietary Receipts from the Public:									
On-Budget	.....	400	-400	.....	419	-419	.....	393	-393
Off-Budget	.....	3	-3	.....	7	-7	.....	6	-6
Intrabudgetary Transactions:									
Off-Budget <sup>1</sup>	-21	.....	-21	-9,009	.....	-9,009	-8,642	.....	-8,642
<b>Total--Social Security Administration</b>	<b>98,604</b>	<b>403</b>	<b>98,201</b>	<b>192,309</b>	<b>426</b>	<b>191,883</b>	<b>181,690</b>	<b>400</b>	<b>181,290</b>

**Table 5. Outlays of the U.S. Government, November 2019 and Other Periods - Continued**

[\$ millions]

Classification	This Month			Current Fiscal Year to Date			Prior Fiscal Year to Date		
	Gross Outlays	Applicable Receipts	Outlays	Gross Outlays	Applicable Receipts	Outlays	Gross Outlays	Applicable Receipts	Outlays
<b>Independent Agencies:</b>									
Broadcasting Board of Governors	73	(**)	73	117	(**)	117	136	(**)	136
Bureau of Consumer Financial Protection	42	(**)	42	68	(**)	68	62	(**)	62
Corporation for National and Community Service	64	(**)	64	173	(**)	173	163	(**)	163
Corporation for Public Broadcasting	(**)	.....	(**)	445	.....	445	465	.....	465
District of Columbia:									
Courts	31	.....	31	58	.....	58	52	(**)	52
General and Special Payments	23	(**)	23	98	21	77	85	18	67
Equal Employment Opportunity Commission	43	(**)	43	79	(**)	79	71	(**)	71
Export-Import Bank of the United States	4	-4	8	9	2	7	13	(**)	13
Federal Communications Commission:									
Universal Service Fund	780	.....	780	1,652	.....	1,652	1,899	.....	1,899
Other	77	2	75	30	4	26	37	6	31
Federal Deposit Insurance Corporation:									
Deposit Insurance Fund	124	.....	124	490	.....	490	-138	.....	-138
FSLIC Resolution Fund	(**)	1	-1	(**)	2	-3	(**)	3	-3
Total--Federal Deposit Insurance Corporation	124	1	122	490	2	488	-138	3	-141
Federal Drug Control Programs	26	.....	26	70	.....	70	43	.....	43
Federal Housing Finance Agency	28	.....	28	52	.....	52	49	.....	49
Institute of Museum and Library Services	17	(**)	17	37	(**)	37	39	(**)	39
Intelligence Community Management Account	54	.....	54	84	.....	84	71	.....	71
Legal Services Corporation	33	.....	33	92	.....	92	76	.....	76
National Archives and Records Administration	47	1	46	82	3	79	69	3	65
National Credit Union Administration	23	70	-46	80	674	-593	285	581	-296
National Endowment for the Arts	15	(**)	15	30	(**)	30	25	(**)	25
National Endowment for the Humanities	11	(**)	11	23	(**)	23	20	(**)	20
National Labor Relations Board	28	(**)	28	51	(**)	51	52	(**)	52
Nuclear Regulatory Commission	96	61	35	171	185	-15	161	160	1
Postal Service:									
Off-Budget:									
Public Enterprise Funds	6,827	6,040	788	13,645	12,312	1,333	13,848	13,238	610
Other	20	.....	20	57	.....	57	48	.....	48
Railroad Retirement Board:									
Federal Windfall Subsidy	1	.....	1	3	.....	3	3	.....	3
Federal Payments to the Railroad Retirement Accounts	(**)	.....	(**)	168	.....	168	231	.....	231
Railroad Unemployment Insurance Trust Fund:									
Benefit Payments	11	.....	11	23	.....	23	15	.....	15
Transfer To Administrative Funds	1	.....	1	4	.....	4	5	.....	5
Rail Industry Pension Fund:									
Benefit Payments	462	.....	462	927	.....	927	917	.....	917
OASDI Certifications	(**)	.....	(**)	(**)	.....	(**)	(**)	.....	(**)
Transfer to Administrative Funds	6	.....	6	18	.....	18	19	.....	19
Other	2	.....	2	15	.....	15	(**)	.....	(**)
National Railroad Retirement Investment Trust:									
Administrative Expenses	1	.....	1	8	.....	8	7	.....	7
Transfers to the Railroad Retirement Trust Funds from the National Railroad Retirement Investment Trust	97	.....	97	164	.....	164	364	.....	364
Railroad Social Security Equivalent Benefit Account:									
Benefit Payments	622	.....	622	1,258	.....	1,258	1,210	.....	1,210
Transfer To Administrative Funds	2	.....	2	6	.....	6	6	.....	6
Other	3	.....	3	-3	.....	-3	-22	.....	-22
Proprietary Receipts from the Public	.....	442	-442	.....	823	-823	.....	-1,191	1,191
Intrabudgetary Transactions:									
Other	-98	.....	-98	-332	.....	-332	-596	.....	-596
Total--Railroad Retirement Board	1,112	442	669	2,257	823	1,434	2,159	-1,191	3,350
Securities and Exchange Commission	185	(**)	185	337	(**)	337	390	1	390
Smithsonian Institution	80	(**)	80	170	(**)	170	158	.....	158
Tennessee Valley Authority	5,124	5,219	-95	9,961	10,244	-283	8,441	8,281	160
Other	251	40	211	470	91	380	609	141	468
<b>Total--Independent Agencies</b>	<b>15,240</b>	<b>11,873</b>	<b>3,367</b>	<b>30,888</b>	<b>24,362</b>	<b>6,526</b>	<b>29,388</b>	<b>21,242</b>	<b>8,147</b>
<b>Undistributed Offsetting Receipts:</b>									
Other Interest	.....	(**)	(**)	.....	(**)	(**)	.....	(**)	(**)

**Table 5. Outlays of the U.S. Government, November 2019 and Other Periods - Continued**

[\$ millions]

Classification	This Month			Current Fiscal Year to Date			Prior Fiscal Year to Date		
	Gross Outlays	Applicable Receipts	Outlays	Gross Outlays	Applicable Receipts	Outlays	Gross Outlays	Applicable Receipts	Outlays
<b>Undistributed Offsetting Receipts: - Continued</b>									
Employer Share, Employee Retirement:									
Department of Health and Human Services:									
Federal Hospital Insurance Trust Fund:									
Federal Employer Contributions	-327	.....	-327	-654	.....	-654	-672	.....	-672
Postal Service Employer Contributions	-58	.....	-58	-116	.....	-116	-104	.....	-104
Department of State:									
Foreign Service Retirement and Disability Fund	-28	.....	-28	-56	.....	-56	-55	.....	-55
Other Defense Civil Programs:									
Military Retirement Fund	-1,724	.....	-1,724	-11,874	.....	-11,874	-11,230	.....	-11,230
Department of Defense Medicare-Eligible Retiree Health Care Fund									
Care Fund	.....	.....	.....	-8,050	.....	-8,050	-7,763	.....	-7,763
Office of Personnel Management:									
Civil Service Retirement and Disability Fund	-3,488	.....	-3,488	-5,955	.....	-5,955	-5,348	.....	-5,348
Social Security Administration:									
Federal Old-Age and Survivors Insurance Trust Fund:									
Federal Employer Contributions	-1,197	.....	-1,197	-2,394	.....	-2,394	-2,302	.....	-2,302
Federal Disability Insurance Trust Fund:									
Federal Employer Contributions	-203	.....	-203	-406	.....	-406	-544	.....	-544
Other	(**)	.....	(**)	(**)	.....	(**)	(**)	.....	(**)
Total--Employer Share, Employee Retirement	-7,025	.....	-7,025	-29,505	.....	-29,505	-28,018	.....	-28,018
Interest Received by Trust Funds:									
Judicial Branch:									
Judicial Survivors Annuity Fund	-3	.....	-3	-3	.....	-3	(**)	.....	(**)
Department of Health and Human Services:									
Federal Hospital Insurance Trust Fund	-49	.....	-49	-64	.....	-64	-60	.....	-60
Federal Supplementary Medical Insurance Trust Fund	-33	.....	-33	-62	.....	-62	-143	.....	-143
Department of Homeland Security:									
Oil Spill Liability Trust Fund	-7	.....	-7	-19	.....	-19	-29	.....	-29
Other	-4	.....	-4	-9	.....	-9	-7	.....	-7
Department of Labor:									
Unemployment Trust Fund	-19	.....	-19	-35	.....	-35	-36	.....	-36
Department of State:									
Foreign Service Retirement and Disability Fund	(**)	.....	(**)	(**)	.....	(**)	-1	.....	-1
Department of Transportation:									
Airport and Airway Trust Fund	-8	.....	-8	-10	.....	-10	-18	.....	-18
Department of Veterans Affairs:									
National Service Life Insurance Fund	-1	.....	-1	-1	.....	-1	-2	.....	-2
United States Government Life Insurance Fund	(**)	.....	(**)	(**)	.....	(**)	(**)	.....	(**)
Corps of Engineers	-14	.....	-14	-25	.....	-25	-41	.....	-41
Other Defense Civil Programs:									
Military Retirement Fund	-1,819	.....	-1,819	1,720	.....	1,720	-271	.....	-271
Educational Benefits Fund	-1	.....	-1	6	.....	6	13	.....	13
Armed Forces Retirement Home	(**)	.....	(**)	(**)	.....	(**)	(**)	.....	(**)
Environmental Protection Agency	-2	.....	-2	-4	.....	-4	-5	.....	-5
Office of Personnel Management:									
Civil Service Retirement and Disability Fund	-12	.....	-12	-15	.....	-15	-24	.....	-24
Social Security Administration:									
Federal Old-Age and Survivors Insurance Trust Fund	-139	.....	-139	-287	.....	-287	-347	.....	-347
Federal Disability Insurance Trust Fund	-20	.....	-20	-30	.....	-30	-59	.....	-59
Independent Agencies:									
Railroad Retirement Board	-7	.....	-7	-16	.....	-16	-3	.....	-3
Other	-2	.....	-2	-2	.....	-2	-5	.....	-5
Other	-43	.....	-43	-103	.....	-103	-169	.....	-169
Total--Interest Received by Trust Funds	-2,183	.....	-2,183	1,040	.....	1,040	-1,210	.....	-1,210
Rents and Royalties on the Outer Continental Shelf Lands	.....	295	-295	.....	736	-736	.....	1,527	-1,527
<b>Total--Undistributed Offsetting Receipts</b>	<b>-9,208</b>	<b>295</b>	<b>-9,503</b>	<b>-28,465</b>	<b>736</b>	<b>-29,201</b>	<b>-29,228</b>	<b>1,527</b>	<b>-30,755</b>
<b>Total Outlays</b>	<b>472,493</b>	<b>38,470</b>	<b>434,024</b>	<b>895,342</b>	<b>81,330</b>	<b>814,012</b>	<b>841,820</b>	<b>77,773</b>	<b>764,046</b>
<b>Total On-Budget</b>	<b>378,328</b>	<b>32,427</b>	<b>345,901</b>	<b>715,874</b>	<b>69,011</b>	<b>646,863</b>	<b>672,348</b>	<b>64,529</b>	<b>607,819</b>
<b>Total Off-Budget</b>	<b>94,165</b>	<b>6,043</b>	<b>88,122</b>	<b>179,468</b>	<b>12,319</b>	<b>167,149</b>	<b>169,472</b>	<b>13,245</b>	<b>156,227</b>
<b>Total Surplus (+) or Deficit (-)</b>			<b>-208,838</b>			<b>-343,306</b>			<b>-305,394</b>
<b>Total On-Budget</b>			<b>-190,253</b>			<b>-310,120</b>			<b>-277,568</b>
<b>Total Off-Budget</b>			<b>-18,585</b>			<b>-33,186</b>			<b>-27,825</b>

**Table 5. Outlays of the U.S. Government, November 2019 and Other Periods - Continued**

[\$ millions]

**MEMORANDUM**

Receipts Offset Against Outlays (In Millions)

	Current Fiscal Year to Date	Comparable Period Prior Fiscal Year
Proprietary Receipts	35,181	36,455
Intrabudgetary Transactions	197,251	188,041
Governmental Receipts	2,112	1,941
Total Receipts Offset Against Outlays	<u>234,543</u>	<u>226,437</u>

1 Includes FICA and SECA tax credits, non-contributory military service credits, special benefits for the aged and credit for the unnegotiated OASI benefit checks.

Note: Details may not add to totals due to rounding.

... No Transactions

(\*\*) Less than absolute value of \$500,000



**Table 6. Means of Financing the Deficit or Disposition of Surplus by the U.S. Government, November 2019 and Other Periods**

[\$ millions]

Assets and Liabilities Directly Related to Budget Off-Budget Activity	Net Transactions (-) denotes net reduction of either liability or asset accounts			Account Balances Current Fiscal Year		
	This Month	Fiscal Year to Date		Beginning of		Close of This Month
		This Year	Prior Year	This Year	This Month	
<b>Liability Accounts:</b>						
Borrowing from the Public:						
Treasury Securities, Issued Under General Financing Authorities:						
Debt Held by the Public	124,110	296,328	283,164	16,809,091	16,981,310	17,105,420
Intragovernmental Holdings	-56,320	60,469	50,872	5,910,309	6,027,099	5,970,778
Total Treasury Securities Outstanding	67,789	356,797	334,036	22,719,402	23,008,410	23,076,199
Plus Premium on Treasury Securities	-130	19	-552	32,781	32,930	32,800
Less Discount on Treasury Securities	-1,286	10,648	5,216	105,621	117,555	116,269
Total Treasury Securities Net of Premium and Discount	66,473	367,464	328,378	22,646,560	22,923,783	22,992,729
Agency Securities, Issued Under Special Financing Authorities (See Schedule B; for Other Agency Borrowing, See Schedule C)						
Total Federal Securities	68,871	345,915	328,441	22,668,015	22,945,058	23,013,930
Deduct:						
Federal Securities Held as Investments of Government Accounts (See Schedule D)						
Less Discount on Federal Securities Held as Investments of Government Accounts	-197	-350	1,904	28,201	28,048	27,851
Net Federal Securities Held as Investments of Government Accounts	-56,591	60,616	47,407	5,865,224	5,982,431	5,925,840
Total Borrowing from the Public	125,462	285,298	281,034	16,802,792	16,962,628	17,088,090
Accrued Interest Payable to the Public	-14,218	-2,300	-17,126	73,285	85,204	70,986
Allocations of Special Drawing Rights	-260	308	-424	48,146	48,714	48,454
Uninvested Balances, Deposit Funds	1,201	580	2,765	26,129	25,507	26,708
Miscellaneous Liability Accounts (Includes Checks Outstanding Etc.)	697	15,875	2,710	8,483	23,662	24,359
<b>Total Liability Accounts</b>	<b>112,882</b>	<b>299,762</b>	<b>268,959</b>	<b>16,958,835</b>	<b>17,145,715</b>	<b>17,258,596</b>
<b>Asset Accounts (Deduct)</b>						
Cash and Monetary Assets:						
U.S. Treasury Operating Cash:						
Federal Reserve Account <sup>1</sup>	-92,324	-39,865	-39,839	382,483	434,942	342,618
Balance	-92,324	-39,865	-39,839	382,483	434,942	342,618
Special Drawing Rights:						
Total Holdings	-214	376	-391	49,976	50,566	50,352
SDR Certificates Issued to Federal Reserve Banks	.....	.....	.....	-5,200	-5,200	-5,200
Balance	-214	376	-391	44,776	45,366	45,152
Reserve Position on the U.S. Quota in the IMF:						
U.S. Subscription to International Monetary Fund:						
Direct Quota Payments	.....	.....	.....	111,629	111,629	111,629
Maintenance of Value Adjustments	-539	796	-998	1,517	2,852	2,314
Letter of Credit Issued to IMF	44	-168	1,390	-91,228	-91,440	-91,396
Dollar Deposits with the IMF	25	-29	-12	-304	-358	-333
Receivable/Payable (-) for Interim Maintenance of Value Adjustments	430	-634	863	1,341	277	707
Balance	-39	-35	1,243	22,955	22,960	22,920
Loans to International Monetary Fund	-109	-109	-422	2,830	2,830	2,722
Other Cash and Monetary Assets	-57	-128	127	26,541	26,471	26,414
Total Cash and Monetary Assets	-92,743	-39,760	-39,282	479,586	532,569	439,826
Non-Federal Securities of the National Railroad Retirement Investment Trust						
Net Activity, Guaranteed Loan Financing (See Schedule E)	-240	-261	1,299	32,488	32,467	32,227
Net Activity, Direct Loan Financing (See Schedule E)	-3,594	-3,815	3,167	1,414,936	1,414,715	1,411,121
Miscellaneous Asset Accounts	155	-199	-296	-961	-1,315	-1,160
<b>Total Asset Accounts</b>	<b>-96,077</b>	<b>-43,394</b>	<b>-36,606</b>	<b>1,950,107</b>	<b>2,002,790</b>	<b>1,906,713</b>
<b>Excess of Liabilities (+) or Assets (-)</b>	<b>208,959</b>	<b>343,156</b>	<b>305,565</b>	<b>15,008,728</b>	<b>15,142,924</b>	<b>15,351,883</b>
Transactions Not Applied to Current Year's Surplus or Deficit (See Schedule A for Details)						
	-121	150	-172	.....	270	150
<b>Total Budget and Off-Budget Federal Entities (Financing of Deficit (+) or Disposition of Surplus (-))</b>	<b>208,838</b>	<b>343,306</b>	<b>305,394</b>	<b>15,008,728</b>	<b>15,143,195</b>	<b>15,352,033</b>

1 Major sources of information used to determine Treasury's operating cash balance include Federal Reserve Banks, Treasury Regional Finance Centers, Internal Revenue Service Centers, various electronic systems, and information on the Public Debt. Information is presented on a modified cash basis. Deposits are

reflected as received and withdrawals are reflected as processed.

Note: Details may not add to totals due to rounding.

... No Transactions

**Table 6. Schedule A-Analysis of Change in Excess of Liabilities of the U.S. Government, November 2019 and Other Periods**

Classification	[\$ millions]		
	This Month	Fiscal Year to Date	
		This Year	Prior Year
<b>Excess of Liabilities Beginning of Period:</b>			
Based on Composition of Unified Budget in Preceding Period	15,142,924	15,008,728	14,164,924
Adjustments During Current Fiscal Year for Changes in Composition of Unified Budget:			
Revisions by Federal Agencies to the Prior Budget Results	.....	.....	-140,646
Excess of Liabilities Beginning of Period (Current Basis)	15,142,924	15,008,728	14,024,278
<b>Budget Surplus (-) or Deficit:</b>			
Based on Composition of Unified Budget in Prior Fiscal Year	208,838	343,306	305,394
Total Surplus (-) or Deficit (Table 2)	208,838	343,306	305,394
Total-On-Budget (Table 2)	190,253	310,120	277,568
Total-Off-Budget (Table 2)	18,585	33,186	27,825
<b>Transactions Not Applied to Current Year's Surplus or Deficit:</b>			
Premium/Discount on Buyback of U.S. Treasury Securities	(**)	(**)	-2
Other	121	-150	173
Total-Transactions Not Applied to Current Year's Surplus or Deficit	121	-150	172
<b>Excess of Liabilities Close of Period</b>	<b>15,351,883</b>	<b>15,351,883</b>	<b>14,329,843</b>

Note: Details may not add to totals due to rounding.  
 ... No Transactions

(\*\*) Less than absolute value of \$500,000

**Table 6. Schedule B-Securities Issued by Federal Agencies Under Special Financing Authorities, November 2019 and Other Periods**

Classification	[\$ millions]			Account Balances Current Fiscal Year		
	This Month	Net Transactions (-) denotes net reduction of liability accounts		Beginning of		Close of This Month
		This Year	Prior Year	This Year	This Month	
<b>Agency Securities, Issued Under Special Financing Authorities:</b>						
<b>Obligations Guaranteed by the United States, Issued By:</b>						
Department of Housing and Urban Development:						
Federal Housing Administration	.....	.....	.....	19	19	19
<b>Obligations Not Guaranteed by the United States, Issued By:</b>						
Legislative Branch:						
Architect of the Capitol	(**)	1	1	69	70	70
Independent Agencies:						
Federal Communications Commission	.....	.....	.....	(**)	(**)	(**)
National Archives and Records Administration	.....	.....	.....	(**)	(**)	(**)
Tennessee Valley Authority	-74	-254	172	21,367	21,187	21,113
<b>Total Agency Securities</b>	<b>-74</b>	<b>-253</b>	<b>173</b>	<b>21,455</b>	<b>21,275</b>	<b>21,201</b>

Note: Details may not add to totals due to rounding.  
 ... No Transactions

(\*\*) Less than absolute value of \$500,000

**Table 6. Schedule C (Memorandum)-Federal Agency Borrowing Financed Through the Issue of Treasury Securities, November 2019 and Other Periods**

Classification	[ \$ millions ]					
	Transactions			Account Balances Current Fiscal Year		
	This Month	Fiscal Year to Date		Beginning of		Close of This Month
This Year		Prior Year	This Year	This Month		
<b>Borrowing from the US Treasury:</b>						
Department of Agriculture:						
Farm Service Agency:						
Commodity Credit Corporation	9,399	-5,247	3,961	24,862	10,216	19,615
Agricultural Credit Insurance Fund	184	394	280	13,084	13,293	13,477
Farm Storage Facility Loans	(**)	222	249	1,067	1,289	1,289
Apple Loans Fund	.....	.....	.....	(**)	(**)	(**)
Emergency Boll Weevil Loan Fund	.....	-1	-1	4	3	3
Rural Housing Service:						
Rural Housing Insurance	83	182	187	18,783	18,881	18,965
Rural Community Facility Loans Fund	174	251	300	10,368	10,445	10,619
Multifamily Housing Revitalization Loan Account	6	10	18	454	457	464
Rural Business - Cooperative Service:						
Rural Business and Industry Loans	.....	.....	.....	88	88	88
Rural Development Loan Fund	1	2	2	304	305	306
Rural Economic Development Loan Fund	2	4	5	221	224	225
Renewable Energy Guaranteed Loan Account	.....	.....	.....	1	1	1
Rural Microenterprise Investment Loans	(**)	(**)	(**)	44	44	44
Biorefinery Assistance Loan Account	.....	.....	.....	2	2	2
Rural Utilities Service:						
Rural Water and Waste Disposal Fund	118	211	172	13,270	13,363	13,481
Rural Electrification and Telecommunications Fund	6	32	141	6,865	6,890	6,897
Rural Telephone Bank	.....	.....	.....	118	118	118
Distance Learning and Telemedicine Program	.....	(**)	1	788	788	788
Foreign Agricultural Service	.....	.....	.....	432	432	432
Department of Commerce:						
National Oceanic and Atmospheric Administration:						
Fisheries Finance	1	6	1	395	401	402
Department of Defense--Military Programs:						
Family Housing Improvement Loans	.....	.....	.....	1,714	1,714	1,714
Department of Education:						
College Housing and Academic Facilities Loans	(**)	(**)	.....	16	16	16
Federal Direct Student Loans	-334	46,187	49,612	1,211,865	1,258,386	1,258,052
Teach Grant Loans	-1	23	16	651	675	675
Temporary Student Loan Purchase Authority	-395	-395	-858	39,713	39,713	39,317
Federal Family Education Loans	.....	.....	.....	35,265	35,265	35,265
Department of Energy:						
Bonneville Power Administration Fund	250	350	-53	5,280	5,380	5,630
Western Area Power Administration - Recovery Act	.....	.....	.....	76	76	76
Title 17 Innovative Technology Loans	.....	.....	2	748	748	748
Department of Health and Human Services:						
Consumer Operated and Oriented Plan	.....	.....	.....	149	149	149
Consumer Operated and Oriented Plan Program Contingency Fund	.....	.....	.....	58	58	58
Department of Homeland Security:						
National Flood Insurance Fund	.....	.....	.....	20,525	20,525	20,525
Disaster Assistance Loan Fund	(**)	(**)	1	71	71	71
Department of Housing and Urban Development:						
Public and Indian Housing Programs:						
Low-Rent Public Housing - Loans and Other Expenses	.....	.....	.....	12	12	12
Native Hawaiian Housing Loans	1	1	(**)	2	2	3
Housing Programs:						
Federal Housing Administration	.....	.....	25	30,386	30,386	30,386
Green Retrofit Program for Multifamily Housing-Recovery Act	.....	.....	.....	10	10	10
Department of the Interior:						
Bureau of Indian Affairs and Bureau of Indian Education	.....	.....	.....	5	5	5
Bureau of Reclamation Loan Fund	.....	.....	.....	29	29	29
Assistance to American Samoa Loan Fund	.....	(**)	.....	8	8	8
Department of Labor:						
Black Lung Disability Trust Fund	.....	.....	.....	4,419	4,419	4,419
Department of State:						
Repatriation Loans	.....	(**)	(**)	3	4	4

**Table 6. Schedule C (Memorandum)-Federal Agency Borrowing Financed Through the Issue of Treasury Securities, November 2019 and Other Periods - Continued**

[\$ millions]

Classification	Transactions			Account Balances Current Fiscal Year		
	This Month	Fiscal Year to Date		Beginning of		Close of This Month
		This Year	Prior Year	This Year	This Month	
<b>Borrowing from the US Treasury: - Continued</b>						
Department of Transportation:						
Federal Highway Administration:						
Transportation Infrastructure Finance and Innovation Fund	109	266	195	19,445	19,602	19,711
Federal Railroad Administration:						
Railroad Rehabilitation and Improvement Loan Fund	.....	.....	.....	1,187	1,187	1,187
Other	.....	.....	.....	(**)	(**)	(**)
Maritime Administration:						
Maritime Guaranteed Loan (Title XI) Fund	.....	.....	.....	125	125	125
Department of the Treasury:						
Departmental Offices:						
Community Development Financial Institutions Fund	1	1	2	96	96	97
Temporary Credit and Liquidity Program	.....	.....	.....	3,709	3,709	3,709
Troubled Asset Relief Program	.....	.....	.....	35	35	35
Small Business Lending Financing Fund	.....	.....	.....	153	153	153
Federal Financing Bank Revolving Fund	220	556	635	63,751	64,087	64,306
Department of Veterans Affairs:						
Veterans Housing Benefit Program Fund	.....	50	181	492	542	542
Native American Veteran Housing Fund	.....	4	5	73	77	77
Vocational Rehabilitation Loan Fund	.....	2	2	1	3	3
Corps of Engineers:						
Washington Aqueduct	.....	.....	.....	(**)	(**)	(**)
Environmental Protection Agency:						
Water Infrastructure Finance and Innovation Loan Program	.....	164	.....	(**)	164	164
International Assistance Programs:						
International Security Assistance:						
Foreign Military Loan Program	.....	.....	.....	3,066	3,066	3,066
Military Debt Reduction	.....	.....	.....	48	48	48
Agency for International Development:						
Development Credit Authority Loan Fund	.....	.....	.....	8	8	8
Overseas Private Investment Corporation	72	174	69	3,829	3,931	4,003
Small Business Administration:						
Business Loan Fund	-1	-1	2	2,220	2,220	2,219
Disaster Loan Fund	-475	-475	1,389	9,590	9,590	9,115
Independent Agencies:						
Export-Import Bank of the United States	.....	.....	11	16,946	16,946	16,946
Presidio Trust	.....	.....	.....	38	38	38
Railroad Retirement Board:						
Social Security Equivalent Benefit Account	334	737	691	3,934	4,337	4,671
Smithsonian Institution:						
John F. Kennedy Center Parking Facilities	.....	.....	.....	20	20	20
<b>Total Borrowing from the US Treasury</b>	<b>9,756</b>	<b>43,711</b>	<b>57,240</b>	<b>1,570,919</b>	<b>1,604,873</b>	<b>1,614,629</b>
<b>Borrowing from the Federal Financing Bank:</b>						
Department of Agriculture:						
Rural Utilities Service:						
Rural Electrification and Telecommunications Fund	64	199	324	46,289	46,424	46,488
Department of Education:						
Historically Black College and University Capital Financing Fund	6	13	-8	1,479	1,487	1,493
Department of Energy:						
Advanced Technology Vehicles Manufacturing Loans	.....	.....	.....	1,618	1,618	1,618
Title 17 Innovative Technology Loans	.....	-40	-36	12,804	12,763	12,763
Department of Health and Human Services:						
Health Maintenance Organization Loan and Loan Guarantee Fund	.....	.....	.....	(**)	(**)	(**)
Department of Housing and Urban Development:						
Housing Programs:						
Federal Housing Administration	104	252	59	1,969	2,118	2,221
Department of the Treasury:						
Departmental Offices:						
Community Development Financial Institutions Fund	13	17	68	1,017	1,021	1,034
Department of Veterans Affairs:						
Guaranteed Transitional Housing Loans for Homeless Veterans	.....	.....	.....	4	4	4
Independent Agencies:						
Postal Service	.....	.....	.....	11,000	11,000	11,000
<b>Total Borrowing from the Federal Financing Bank</b>	<b>186</b>	<b>442</b>	<b>407</b>	<b>76,180</b>	<b>76,436</b>	<b>76,622</b>

Note: Details may not add to totals due to rounding.

Note: This table includes lending by the Federal Financing Bank accomplished by the purchase of agency financial assets, by the acquisition of agency debt securities, and by direct loans on behalf of an agency. The Federal Financing Bank borrows from Treasury and issues its own securities and in turn may loan

these funds to agencies in lieu of agencies borrowing directly through Treasury or issuing their own securities.

... No Transactions

(\*\*) Less than absolute value of \$500,000

**Table 6. Schedule D-Investments of Federal Government Accounts in Federal Securities, November 2019 and Other Periods**  
 [\$ millions]

Classification	Net Purchases or Sales (-)			Securities Held as Investments Current Fiscal Year		
	This Month	Fiscal Year to Date		Beginning of		Close of This Month
		This Year	Prior Year	This Year	This Month	
<b>Federal Funds:</b>						
Department of Agriculture	-23	-23	.....	226	226	203
Department of Commerce	.....	3	3	.....	3	3
Department of Defense--Military Programs:						
Defense Cooperation Account	.....	.....	(**)	8	8	8
Department of Energy	12	30	-12	55,848	55,866	55,878
Department of Health and Human Services	16	14,923	10,236	.....	14,907	14,923
Department of Homeland Security	.....	.....	228	1,525	1,525	1,525
Department of Housing and Urban Development:						
Housing Programs:						
Federal Housing Administration Fund	600	1,313	1,124	50,601	51,313	51,913
Government National Mortgage Association:						
Guarantees of Mortgage-Backed Securities	20	44	-388	15,784	15,808	15,828
Department of the Interior	291	195	48	9,921	9,826	10,116
Department of Justice	1	3	16	1,040	1,041	1,043
Department of Labor	-398	4,782	4,075	37,020	42,200	41,803
Department of State:						
Foreign Service Retirement and Disability Fund	1	2	1	23	24	25
Other	.....	.....	.....	15	15	15
Department of Transportation	.....	(**)	-140	2,343	2,344	2,344
Department of the Treasury	-23	31	6	23,842	23,896	23,873
Department of Veterans Affairs:						
Veterans Reopened Insurance Fund	-2	-4	-3	84	82	80
Servicemen'S Group Life Insurance Fund	300	300	.....	301	301	601
Other Defense Civil Programs:						
Uniformed Services Retiree Health Care Fund	-329	17,080	13,808	254,176	271,585	271,256
Office of Personnel Management:						
Postal Service Contributions	-310	-621	-612	44,611	44,299	43,990
Independent Agencies:						
Federal Deposit Insurance Corporation:						
Deposit Insurance Fund	-122	-524	305	104,015	103,614	103,491
FSLIC Resolution Fund	1	4	3	872	875	876
Federal Housing Finance Agency	-25	95	82	71	192	167
National Credit Union Administration	31	591	305	15,736	16,296	16,327
Postal Service	-877	-1,354	-681	9,341	8,864	7,987
Tennessee Valley Authority	(**)	(**)	(**)	25	25	25
Other						
Treasury Securities	-369	-375	30	11,501	11,496	11,127
Other	(**)	343	-413	8,581	8,924	8,924
Total Treasury Securities	-1,205	36,839	28,020	647,510	685,554	684,349
<b>Total Federal Funds</b>	<b>-1,205</b>	<b>36,839</b>	<b>28,020</b>	<b>647,510</b>	<b>685,554</b>	<b>684,349</b>
<b>Trust Funds:</b>						
Legislative Branch:						
Library of Congress	(**)	(**)	(**)	23	23	23
United States Tax Court	(**)	(**)	(**)	13	13	13
Other	(**)	(**)	4	29	29	29
Judicial Branch:						
Judicial Retirement Funds	20	44	13	1,304	1,328	1,348
Department of Agriculture	.....	.....	.....	6	6	6
Department of Commerce	1,547	11	69	7,561	6,025	7,572
Department of Defense--Military Programs:						
Voluntary Separation Incentive Fund	-6	7	3	89	103	96
Other	-10	55	449	1,735	1,800	1,790
Department of Health and Human Services:						
Federal Hospital Insurance Trust Fund	-11,103	-15,853	-14,481	198,625	193,875	182,772
Federal Supplementary Medical Insurance Trust Fund	-19,660	-15,552	-13,436	104,716	108,825	89,164
Other	12	37	22	3,884	3,909	3,921
Department of Homeland Security	9	20	161	8,853	8,865	8,874
Department of the Interior	3	4	-4	36	36	40
Department of Labor:						
Unemployment Trust Fund	1,951	982	1,002	84,361	83,392	85,343
Other	-7	-10	-20	64	61	54
Department of State:						

**Table 6. Schedule D-Investments of Federal Government Accounts in Federal Securities, November 2019 and Other Periods - Continued**  
 [\$ millions]

Classification	Net Purchases or Sales (-)			Securities Held as Investments Current Fiscal Year		
	This Month	Fiscal Year to Date		Beginning of		Close of This Month
		This Year	Prior Year	This Year	This Month	
<b>Trust Funds - Continued</b>						
Foreign Service Retirement and Disability Fund	-30	185	-69	19,318	19,533	19,504
Other	-1	-1	(**)	46	46	46
Department of Transportation:						
Airport and Airway Trust Fund	158	67	824	15,018	14,927	15,085
Highway Trust Fund	-880	-2,788	-3,236	28,192	26,284	25,404
Department of the Treasury	-71	-170	-154	3,578	3,479	3,408
Department of Veterans Affairs:						
General Post Fund, National Homes	.....	.....	.....	119	119	119
National Service Life Insurance	-49	-98	-111	2,456	2,407	2,358
United States Government Life Insurance Fund	(**)	(**)	(**)	2	2	2
Veterans Special Life Insurance Fund	-14	-31	-27	1,357	1,340	1,326
Corps of Engineers	158	285	482	9,454	9,581	9,739
Other Defense Civil Programs:						
Military Retirement Fund	-6,737	96,390	85,561	827,414	930,541	923,804
Other	-15	-34	-30	1,158	1,138	1,123
Environmental Protection Agency	-42	48	1	6,024	6,115	6,073
National Aeronautics and Space Administration	.....	.....	.....	16	16	16
Office of Personnel Management:						
Civil Service Retirement and Disability Fund						
Treasury Securities	-3,401	-8,219	-8,375	939,703	934,885	931,484
Employees Life Insurance Fund	121	136	126	48,199	48,213	48,334
Employees and Retired Employees Health Benefits Fund	246	-320	108	27,802	27,236	27,483
Social Security Administration:						
Federal Old-Age and Survivors Insurance Trust Fund	-15,810	-27,438	-28,272	2,804,396	2,792,768	2,776,958
Federal Disability Insurance Trust Fund	-1,877	-4,253	950	96,520	94,144	92,267
Independent Agencies:						
Harry S Truman Scholarship Foundation	.....	.....	-1	51	51	51
Japan-United States Friendship Commission	.....	.....	-1	35	35	35
Railroad Retirement Board						
Treasury Securities	-287	-276	3	2,606	2,616	2,330
Other						
Treasury Securities	193	200	-270	1,149	1,156	1,349
<b>Total Treasury Securities</b>	<b>-55,582</b>	<b>23,428</b>	<b>21,290</b>	<b>5,245,914</b>	<b>5,324,924</b>	<b>5,269,342</b>
<b>Total Trust Funds</b>	<b>-55,582</b>	<b>23,428</b>	<b>21,290</b>	<b>5,245,914</b>	<b>5,324,924</b>	<b>5,269,342</b>
<b>Grand Total</b>	<b>-56,787</b>	<b>60,267</b>	<b>49,310</b>	<b>5,893,424</b>	<b>6,010,478</b>	<b>5,953,691</b>

Note: Details may not add to totals due to rounding.

Note: Investments are in Treasury securities unless otherwise noted.

... No Transactions

(\*\*) Less than absolute value of \$500,000

**Table 6. Schedule E-Net Activity, Guaranteed and Direct Loan Financing, November 2019 and Other Periods**  
 [\$ millions]

Classification	Net Transactions (-) denotes net reduction of asset accounts			Account Balances Current Fiscal Year		
	This Month	Fiscal Year to Date		Beginning of		Close of This Month
		This Year	Prior Year	This Year	This Month	
<b>Guaranteed Loan Financing Activity:</b>						
Department of Agriculture:						
Farm Service Agency:						
Commodity Credit Corporation Export Fund	-16	-17	-17	183	182	166
Agricultural Credit Insurance Fund	1	2	1	-207	-206	-205
Natural Resources Conservation Service:						
Agricultural Resource Conservation Demonstration Program	.....	.....	.....	(**)	(**)	(**)
Rural Housing Service:						
Rural Community Facility Loans	(**)	(**)	(**)	-42	-42	-43
Rural Housing Insurance Fund	-3	-3	10	851	850	848
Rural Business - Cooperative Service:						
Rural Business and Industry Loans	-3	-9	(**)	-157	-163	-166
Renewable Energy Guaranteed Loan Account	(**)	-1	-2	-50	-51	-51
Biorefinery Assistance Loan Account	.....	.....	-3	-47	-47	-47
Rural Utilities Service:						
Rural Water and Waste Disposal Fund	.....	.....	(**)	-25	-25	-25
Department of Commerce:						
General Administration:						
Emergency Oil, Gas, and Steel Account	.....	.....	.....	5	5	5
Department of Defense--Military Programs						
Department of Education:						
Office of Student Financial Assistance:						
Federal Family Education Loans	-313	-399	-472	23,825	23,739	23,426
Department of Energy:						
Title 17 Innovative Technology Loans	.....	-2	.....	-126	-128	-128
Department of Health and Human Services:						
Health Resources and Services Administration:						
Health Center Loans	.....	.....	.....	-1	-1	-1
Health Education Assistance Loans	.....	.....	.....	-70	-70	-70
Department of Housing and Urban Development:						
Public and Indian Housing Programs:						
Indian Housing Loans	-2	-4	-2	-135	-138	-140
Native Hawaiian Housing Loans	(**)	(**)	(**)	-1	-1	-1
Community Planning and Development:						
Community Development Loans	(**)	(**)	(**)	-14	-14	-14
Housing Programs:						
FHA-Mutual Mortgage Insurance Loans	198	362	1,851	19,700	19,863	20,061
FHA-General and Special Risk Fund	154	281	492	-2,389	-2,262	-2,108
Home Ownership Preservation Entity Fund	(**)	(**)	(**)	-17	-18	-17
Government National Mortgage Association:						
Guarantees of Mortgage-Backed Securities	-148	-300	-305	6,253	6,101	5,953
Department of the Interior:						
Bureau of Indian Affairs and Bureau of Indian Education	(**)	(**)	-1	-46	-46	-46
Department of Transportation:						
Office of the Secretary:						
Minority Business Resource Center Fund	.....	.....	.....	(**)	(**)	(**)
Federal Highway Administration:						
Transportation Infrastructure Finance and Innovation Fund	.....	.....	.....	(**)	(**)	(**)
Maritime Administration:						
Maritime Guaranteed Loan (Title XI) Fund	(**)	1	-10	-51	-49	-49
Department of the Treasury:						
Departmental Offices:						
Air Transportation Stabilization Fund	.....	.....	.....	(**)	(**)	(**)
Troubled Assets Insurance Financing Fund	.....	.....	.....	(**)	(**)	(**)
Troubled Asset Relief Program	.....	.....	(**)	-2	-2	-2
Department of Veterans Affairs:						
Veterans Benefits Administration:						
Veterans Housing Benefit Program Fund	-62	-65	-138	-9,169	-9,171	-9,234
International Assistance Programs:						
Agency for International Development:						

**Table 6. Schedule E-Net Activity, Guaranteed and Direct Loan Financing, November 2019 and Other Periods - Continued**  
 [\$ millions]

Classification	Net Transactions (-) denotes net reduction of asset accounts			Account Balances Current Fiscal Year		
	This Month	Fiscal Year to Date		Beginning of		Close of This Month
		This Year	Prior Year	This Year	This Month	
<b>Guaranteed Loan Financing Activity: - Continued</b>						
Ukraine Export Credit Insurance Fund	.....	.....	.....	-1,098	-1,098	-1,098
Loan Guarantees to Israel	.....	.....	.....	-1,178	-1,178	-1,178
Urban and Environmental Credit Guaranteed Loans	-1	-1	(**)	-39	-39	-40
Microenterprise and Small Enterprise Development Development Credit Authority Loan Fund	.....	.....	(**)	(**)	(**)	(**)
Tunisia Loan Fund	-1	-1	-29	-101	-102	-102
Overseas Private Investment Corporation	.....	.....	19	-1,325	-1,325	-1,325
Small Business Administration:						
Business Loan Fund	17	12	10	255	249	267
Independent Agencies:						
Export-Import Bank of the United States	-58	-119	-90	-1,662	-1,723	-1,780
<b>Net Activity, Guaranteed Loan Financing</b>	<b>-240</b>	<b>-261</b>	<b>1,299</b>	<b>32,488</b>	<b>32,467</b>	<b>32,227</b>
<b>Direct Loan Financing Activity:</b>						
Department of Agriculture:						
Farm Service Agency:						
Agricultural Credit Insurance Fund	-12	53	-42	11,550	11,615	11,603
Farm Storage Facility Loans	4	(**)	29	819	816	819
Apple Loans Fund	.....	.....	.....	(**)	(**)	(**)
Emergency Boll Weevil Loan Fund	.....	-2	-1	3	2	2
Rural Housing Service:						
Rural Community Facility Loans Fund	131	161	257	9,512	9,542	9,673
Rural Housing Insurance Fund	-64	-92	-67	15,735	15,707	15,643
Multifamily Housing Revitalization Loan Account	3	5	6	416	418	421
Rural Business - Cooperative Service:						
Rural Business and Industry Loan Fund	(**)	(**)	(**)	(**)	(**)	-1
Rural Development Loan Fund	-3	-6	-5	280	277	274
Rural Economic Development Loan Fund	-1	-2	(**)	185	185	183
Rural Microenterprise Investment Loans	(**)	-1	(**)	40	40	39
Rural Utilities Service:						
Rural Water and Waste Disposal Loans	14	-26	54	11,857	11,817	11,832
Rural Electrification and Telecommunications Fund	38	100	432	48,284	48,346	48,384
Rural Telephone Bank	-1	-3	-3	92	90	89
Distance Learning and Telemedicine Program	-6	-10	-17	560	555	550
Rural Development Insurance Fund	.....	.....	.....	1,065	1,065	1,065
Foreign Agricultural Service:						
P.L. 480 Direct Loan Fund	-15	-22	-22	407	399	384
International Debt Reduction	-3	-3	-3	-62	-62	-65
Department of Commerce:						
National Oceanic and Atmospheric Administration:						
Fisheries Finance	-2	-1	-7	395	396	394
Department of Defense--Military Programs	-7	-15	-14	1,714	1,706	1,699
Department of Education:						
Office of Postsecondary Education:						
College Housing and Academic Facilities Loans	.....	(**)	(**)	3	3	3
Historically Black College and University Capital Financing Fund	6	13	-8	1,320	1,327	1,333
Office of Student Financial Assistance:						
Federal Direct Student Loans	-1,396	-1,238	3,831	1,177,207	1,177,365	1,175,969
Teach Grant Loans	3	-2	3	616	611	614
Temporary Student Loan Purchase Authority	-452	-981	-1,125	58,858	58,329	57,877
Department of Energy:						
Advanced Technology Vehicles Manufacturing Loans	.....	.....	.....	1,548	1,548	1,548
Title 17 Innovative Technology Loans	.....	-39	-36	12,737	12,698	12,698
Department of Health and Human Services:						
Consumer Operated and Oriented Plan	.....	.....	.....	126	126	126
Consumer Operated and Oriented Plan Program Contingency Fund	.....	.....	.....	55	55	55
Department of Homeland Security:						
Disaster Assistance Loan Fund	(**)	-4	(**)	34	31	31
Department of Housing and Urban Development:						
Housing Programs:						



**Table 6. Schedule E-Net Activity, Guaranteed and Direct Loan Financing, November 2019 and Other Periods - Continued**

[\$ millions]

Classification	Net Transactions (-) denotes net reduction of asset accounts			Account Balances Current Fiscal Year		
	This Month	Fiscal Year to Date		Beginning of		Close of This Month
		This Year	Prior Year	This Year	This Month	
<b>Direct Loan Financing Activity: - Continued</b>						
Emergency Homeowners' Relief Fund	(**)	(**)	(**)	-1	-1	-1
FHA-Mutual Mortgage Insurance Loans	.....	.....	.....	(**)	(**)	(**)
FHA-General and Special Risk Fund	115	275	66	2,077	2,237	2,352
Green Retrofit Program for Multifamily Housing Fund	-2	-3	(**)	8	7	5
Department of the Interior:						
Bureau of Reclamation	.....	.....	.....	30	30	30
Bureau of Indian Affairs and Bureau of Indian Education	(**)	(**)	(**)	2	2	2
Assistance to American Samoa Loan Fund	.....	.....	.....	8	8	8
Department of State:						
Administration of Foreign Affairs:						
Repatriation Loans	(**)	(**)	(**)	1	1	1
Department of Transportation:						
Federal Highway Administration:						
Transportation Infrastructure Finance and Innovation Fund	-1,503	-1,384	177	19,332	19,451	17,948
Tiger Tifia Loan Fund	(**)	(**)	(**)	58	58	58
Federal Railroad Administration:						
Railroad Rehabilitation and Improvement Loan Fund	-27	-28	-9	1,070	1,069	1,042
Department of the Treasury:						
Departmental Offices:						
Community Development Financial Institutions Fund	13	16	69	1,110	1,113	1,126
GSE Mortgage-Backed Securities Purchase Program	.....	.....	.....	4,613	4,613	4,613
Temporary Credit and Liquidity Program	-166	-365	-90	3,644	3,446	3,280
Troubled Asset Relief Program	(**)	(**)	-13	-43	-44	-44
Small Business Lending Program	.....	-2	-4	53	51	51
Bureau of the Fiscal Service	.....	.....	.....	(**)	(**)	(**)
Department of Veterans Affairs:						
Veterans Benefits Administration:						
Veterans Housing Benefit Program Fund	-3	2	-6	389	394	391
Native American Veteran Housing Fund	1	1	(**)	68	68	69
Transitional Housing Loans	(**)	(**)	(**)	(**)	(**)	(**)
Vocational Rehabilitation Loan Fund	(**)	(**)	(**)	(**)	(**)	(**)
Environmental Protection Agency:						
Water Infrastructure Finance and Innovation Loan Program	(**)	164	.....	(**)	164	164
International Assistance Programs:						
International Security Assistance:						
Foreign Military Loan Program	.....	.....	101	2,432	2,432	2,432
Military Debt Reduction	.....	.....	.....	36	36	36
Agency for International Development:						
International Debt Reduction	-25	-25	-44	-146	-146	-172
Overseas Private Investment Corporation	4	59	-28	2,860	2,915	2,919
International Monetary Programs	.....	.....	.....	-278	-278	-278
Small Business Administration:						
Business Loan Fund	-1	(**)	-1	172	173	172
Disaster Loan Fund	-42	-99	195	8,252	8,195	8,153
Independent Agencies:						
Export-Import Bank of the United States	-192	-310	-504	13,831	13,714	13,522
Federal Communications Commission:						
Spectrum Auction Loan Fund	.....	.....	(**)	(**)	(**)	(**)
<b>Net Activity, Direct Loan Financing</b>	<b>-3,594</b>	<b>-3,815</b>	<b>3,167</b>	<b>1,414,936</b>	<b>1,414,715</b>	<b>1,411,121</b>

Note: Details may not add to totals due to rounding.

Note: Federal credit programs provide benefits to the public in the form of direct loans and loan guarantees. This table reflects cash transactions and balances of the nonbudgetary financing fund accounts that result from the disbursement of loans, collection of fees, repayment of principal, sale of collateral, interest, and subsidy received from the credit program accounts at

net present value in accordance with the Credit Reform Act of 1990. Unreimbursed costs such as administrative expenses and subsidy payments are reported on a cash basis and included within each program's budgetary totals in Table 5.

... No Transactions

(\*\*) Less than absolute value of \$500,000

This Page Intentionally Left Blank

**Table 7. Receipts and Outlays of the U.S. Government by Month, Fiscal Year 2020**

[\$ millions]

Classification	Oct.	Nov.	Dec.	Jan.	Feb.	March	April	May	June	July	Aug.	Sept.	Fiscal Year to Date	Comparable Period Prior F.Y.
<b>Receipts:</b>														
Individual Income Taxes	126,389	105,764											232,153	222,237
Corporation Income Taxes	6,571	532											7,103	6,354
Social Insurance and Retirement Receipts:														
Employment and General Retirement	86,671	93,654											180,325	173,079
Unemployment Insurance	2,757	2,596											5,353	5,591
Other Retirement	389	486											875	803
Excise Taxes	6,037	7,513											13,550	22,250
Estate and Gift Taxes	1,691	1,239											2,929	3,359
Customs Duties	7,757	6,940											14,698	11,835
Miscellaneous Receipts	7,260	6,461											13,722	13,144
<b>Total--Receipts This Year</b>	<b>245,521</b>	<b>225,185</b>											<b>470,706</b>	.....
<b>(On-Budget)</b>	<b>181,095</b>	<b>155,648</b>											<b>336,743</b>	.....
<b>(Off-Budget)</b>	<b>64,426</b>	<b>69,537</b>											<b>133,963</b>	.....
<i>Total--Receipts Prior Year</i>	<i>252,692</i>	<i>205,961</i>											.....	458,653
<i>(On-Budget)</i>	<i>190,915</i>	<i>139,336</i>											.....	330,251
<i>(Off-Budget)</i>	<i>61,777</i>	<i>66,625</i>											.....	128,402
<b>Outlays:</b>														
Legislative Branch	504	303											807	817
Judicial Branch	713	776											1,490	1,449
Department of Agriculture:														
Commodity Credit Corporation	5,774	6,662											12,436	9,107
Foreign Agricultural Service	297	147											445	424
Other	13,022	11,759											24,781	25,883
Department of Commerce	963	2,359											3,322	2,770
Department of Defense--Military Programs:														
Military Personnel	28,921	14,024											42,945	41,912
Operation and Maintenance	21,805	21,315											43,120	42,232
International Reconstruction and Other Assistance														
Procurement	8,404	14,858											23,262	18,488
Research, Development, Test, and Evaluation	7,690	7,430											15,119	13,551
Military Construction	862	583											1,445	1,342
Family Housing	84	67											151	174
Revolving and Management Funds	258	1,241											1,498	2,727
Other	209	556											766	57
<b>Total Department of Defense--Military Programs</b>	<b>68,233</b>	<b>60,073</b>											<b>128,306</b>	<b>120,488</b>
Department of Education	8,094	4,772											12,866	10,728
Department of Energy	3,109	2,639											5,748	4,726
Department of Health and Human Services:														
National Institutes of Health	3,179	3,110											6,289	6,289
Centers for Medicare and Medicaid Services:														
Grants to States for Medicaid	34,777	33,243											68,020	62,490
Federal Hospital Insurance Trust Fund	27,210	35,953											63,163	60,029
Federal Supplementary Medical Insurance Trust Fund	38,895	57,493											96,388	88,746
Other	34,196	30,045											64,241	58,936
Administration for Children and Families	4,848	5,527											10,376	9,084
Other	-37,714	-33,291											-71,005	-67,801
Department of Homeland Security	4,884	5,053											9,937	10,001
Department of Housing and Urban Development	3,836	3,798											7,634	7,446
Department of the Interior	1,251	900											2,151	2,608
Department of Justice	3,135	2,778											5,914	4,891
Department of Labor:														
Unemployment Trust Fund	2,285	2,079											4,364	4,632
Other	-5,653	1,278											-4,375	-3,513
Department of State	2,251	3,377											5,628	6,268
Department of Transportation:														
Highway Trust Fund	4,742	3,683											8,426	7,800
Other	2,728	2,810											5,538	5,066
Department of the Treasury:														
Interest on Treasury Debt Securities (Gross)	30,319	35,643											65,962	67,019

**Table 7. Receipts and Outlays of the U.S. Government by Month, Fiscal Year 2020 - Continued**

[\$ millions]

Classification	Oct.	Nov.	Dec.	Jan.	Feb.	March	April	May	June	July	Aug.	Sept.	Fiscal Year to Date	Comparable Period Prior F.Y.
<b>Outlays: - Continued</b>														
Other	8,903	6,937											15,839	12,888
<b>Department of Veterans Affairs:</b>														
Compensation and Pensions	8,604	16,622											25,226	23,224
National Service Life	54	49											104	109
Other	8,937	10,481											19,418	19,085
Corps of Engineers	710	684											1,395	1,413
Other Defense Civil Programs	5,354	10,121											15,475	14,462
Environmental Protection Agency	831	829											1,660	1,491
Executive Office of the President	33	33											67	77
General Services Administration	46	-54											-9	179
<b>International Assistance Programs:</b>														
International Security Assistance	513	2,093											2,606	2,854
Multilateral Assistance	(**)	1											1	298
Agency for International Development	1,095	816											1,910	1,483
Other	-176	-564											-740	-688
National Aeronautics and Space Administration	1,715	1,793											3,508	3,494
National Science Foundation	679	595											1,274	1,134
Office of Personnel Management	9,587	8,470											18,057	17,269
Small Business Administration	81	81											163	211
<b>Social Security Administration:</b>														
Federal Old-Age and Survivors Insurance Trust Fund (Off-Budget)	76,709	76,640											153,349	143,362
Federal Disability Insurance Trust Fund (Off-Budget)	12,285	12,259											24,544	24,109
Other	4,688	9,303											13,990	13,820
<b>Independent Agencies:</b>														
Deposit Insurance Fund	367	124											490	-138
FSLIC Resolution Fund	-2	-1											-3	-3
<b>Postal Service:</b>														
<b>Off-Budget:</b>														
Public Enterprise Funds	545	788											1,333	610
Other	38	20											57	48
Tennessee Valley Authority	-188	-95											-283	160
Other	2,399	2,532											4,931	7,470
<b>Undistributed Offsetting Receipts:</b>														
Employer Share, Employee Retirement	-22,480	-7,025											-29,505	-28,018
Interest Received by Trust Funds	3,223	-2,183											1,040	-1,210
Rents and Royalties on the Outer Continental Shelf Lands	-441	-295											-736	-1,527
Other	(**)	(**)											(**)	(**)
<b>Totals This Year:</b>														
<b>Total Outlays</b>	<b>379,988</b>	<b>434,024</b>											<b>814,012</b>	<b>.....</b>
<b>(On-Budget)</b>	<b>300,962</b>	<b>345,901</b>											<b>646,863</b>	<b>.....</b>
<b>(Off-Budget)</b>	<b>79,026</b>	<b>88,122</b>											<b>167,149</b>	<b>.....</b>
<b>Total-Surplus (+) or Deficit (-)</b>	<b>-134,467</b>	<b>-208,838</b>											<b>-343,306</b>	<b>.....</b>
<b>(On-Budget)</b>	<b>-119,867</b>	<b>-190,253</b>											<b>-310,120</b>	<b>.....</b>
<b>(Off-Budget)</b>	<b>-14,600</b>	<b>-18,585</b>											<b>-33,186</b>	<b>.....</b>
<b>Total Borrowing from the Public</b>	<b>159,836</b>	<b>125,462</b>											<b>285,298</b>	<b>281,034</b>
<i>Total-Outlays Prior Year</i>	<i>353,183</i>	<i>410,864</i>											<i>.....</i>	<i>764,046</i>
<i>(On-Budget)</i>	<i>279,122</i>	<i>328,697</i>											<i>.....</i>	<i>607,819</i>
<i>(Off-Budget)</i>	<i>74,061</i>	<i>82,166</i>											<i>.....</i>	<i>156,227</i>
<i>Total-Surplus (+) or Deficit (-) Prior Year</i>	<i>-100,491</i>	<i>-204,903</i>											<i>.....</i>	<i>-305,394</i>
<i>(On-Budget)</i>	<i>-88,207</i>	<i>-189,361</i>											<i>.....</i>	<i>-277,568</i>
<i>(Off-Budget)</i>	<i>-12,284</i>	<i>-15,541</i>											<i>.....</i>	<i>-27,825</i>

Note: Details may not add to totals due to rounding.

... No Transactions

(\*\*) Less than absolute value of \$500,000

**Table 8. Trust Fund Impact on Budget Results and Investment Holdings as of November 30, 2019**

[\$ millions]

Classification	This Month			Fiscal Year to Date			Securities Held as Investments Current Fiscal Year		
	Receipts	Outlays	Excess	Receipts	Outlays	Excess	Beginning of		Close of
							This Year	This Month	
<b>Trust Receipts, Outlays, and Investments Held:</b>									
Airport and Airway	1,726	1,563	163	1,985	2,981	-996	15,018	14,927	15,085
Black Lung Disability	19	14	4	23	32	-10	.....	.....	.....
Federal Disability Insurance	10,321	12,259	-1,938	20,282	24,544	-4,262	96,520	94,144	92,267
Federal Employees Life and Health	.....	-367	367	.....	184	-184	76,001	75,450	75,817
Federal Employees Retirement	4,063	7,479	-3,415	7,255	15,251	-7,996	960,338	955,759	952,348
Federal Hospital Insurance	24,621	36,121	-11,500	47,366	63,445	-16,079	198,625	193,875	182,772
Federal Old-Age and Survivors Insurance	60,800	76,640	-15,840	125,815	153,349	-27,534	2,804,396	2,792,768	2,776,958
Federal Supplementary Medical Insurance	38,455	57,493	-19,038	78,713	96,388	-17,675	104,716	108,825	89,164
Hazardous Substance Superfund	3	125	-122	208	241	-33	5,251	5,331	5,270
Highways	4,543	4,658	-115	5,461	10,176	-4,715	28,192	26,284	25,404
Military Advances	3,457	2,804	653	6,284	5,384	900	.....	.....	.....
Military Retirement	3,543	9,831	-6,288	102,027	14,959	87,068	827,414	930,541	923,804
Railroad Retirement	930	1,195	-265	1,957	2,393	-435	2,606	2,616	2,330
Unemployment	2,672	2,091	581	5,446	4,390	1,056	84,361	83,392	85,343
Veterans Life Insurance	-2	60	-63	4	139	-135	3,815	3,749	3,686
All Other Trust	361	365	-4	754	816	-62	38,661	37,263	39,094
<b>Total Trust Fund Receipts and Outlays and Investments Held from Table 6-D</b>	<b>155,512</b>	<b>212,332</b>	<b>-56,820</b>	<b>403,577</b>	<b>394,670</b>	<b>8,908</b>	<b>5,245,914</b>	<b>5,324,924</b>	<b>5,269,342</b>
Less: Interfund Transactions	52,286	52,286	.....	208,711	208,711	.....	.....	.....	.....
Trust Fund Receipts and Outlays on the Basis of Tables 4 & 5	103,226	160,046	-56,820	194,867	185,959	8,908			
<b>Total Federal Fund Receipts and Outlays</b>	<b>121,960</b>	<b>273,978</b>	<b>-152,018</b>	<b>275,840</b>	<b>628,053</b>	<b>-352,213</b>			
Less: Interfund Transactions	(**)	(**)	.....	(**)	(**)	.....			
Federal Fund Receipts and Outlays on the Basis of Table 4 & 5	121,960	273,978	-152,018	275,840	628,053	-352,213			
<b>Net Budget Receipts &amp; Outlays</b>	<b>225,185</b>	<b>434,024</b>	<b>-208,838</b>	<b>470,706</b>	<b>814,012</b>	<b>-343,306</b>			

Note: Details may not add to totals due to rounding.

Note: Interfund receipts and outlays are transactions between Federal funds and trust funds such as Federal payments and contributions, and interest and profits on investments in Federal securities. They have no net effect on overall budget receipts and outlays since the receipt side of such transactions is offset

against budget outlays. In this table, Interfund receipts are shown as an adjustment to arrive at total receipts and outlays of trust funds respectively.

... No Transactions

(\*\*) Less than absolute value of \$500,000

**Table 9. Summary of Receipts by Source, and Outlays by Function of the U.S. Government, November 2019 and Other Periods**

[\$ millions]

Classification	This Month	Fiscal Year to Date	Comparable Period Prior Fiscal Year
<b>Receipts</b>			
Individual Income Taxes	105,764	232,153	222,237
Corporation Income Taxes	532	7,103	6,354
Social Insurance and Retirement Receipts:			
Employment and General Retirement	93,654	180,325	173,079
Unemployment Insurance	2,596	5,353	5,591
Other Retirement	486	875	803
Excise Taxes	7,513	13,550	22,250
Estate and Gift Taxes	1,239	2,929	3,359
Customs Duties	6,940	14,698	11,835
Miscellaneous Receipts	6,461	13,722	13,144
<b>Total</b>	<b>225,185</b>	<b>470,706</b>	<b>458,653</b>
<b>Net Outlays</b>			
National Defense	62,926	134,325	125,641
International Affairs	5,847	9,698	10,458
General Science, Space, and Technology	2,891	5,806	5,539
Energy	350	797	812
Natural Resources and Environment	3,428	6,966	6,044
Agriculture	8,951	18,417	15,467
Commerce and Housing Credit	4,618	8,901	4,329
Transportation	7,984	16,853	16,057
Community and Regional Development	2,397	4,785	5,419
Education, Training, Employment, and Social Services	7,141	18,193	15,509
Health	49,699	101,046	91,962
Medicare	83,201	139,151	129,411
Income Security	46,934	77,908	77,319
Social Security	88,895	177,885	167,464
Veterans Benefits and Services	27,202	44,831	42,534
Administration of Justice	5,439	10,803	10,609
General Government	1,100	3,030	3,607
Net Interest	32,340	64,857	65,411
Undistributed Offsetting Receipts	-7,320	-30,241	-29,545
<b>Total</b>	<b>434,024</b>	<b>814,012</b>	<b>764,046</b>

Note: Details may not add to totals due to rounding.

# Explanatory Notes

## 1. Flow of Data into Monthly Treasury Statement

The *Monthly Treasury Statement (MTS)* is assembled from data in the central accounting system. The major sources of data include monthly accounting reports by Federal entities and disbursing officers, and daily reports from the Federal Reserve banks. These reports detail accounting transactions affecting receipts and outlays of the Federal Government and off-budget Federal entities, and their related effect on the assets and liabilities of the U.S. Government. Information is presented in the *MTS* on a modified cash basis.

## 2. Notes on Receipts

Receipts included in the report are classified into the following major categories: (1) budget receipts and (2) offsetting collections (also called applicable receipts). Budget receipts are collections from the public that result from the exercise of the Government's sovereign or governmental powers, excluding receipts offset against outlays. These collections, also called governmental receipts, consist mainly of tax receipts (including social insurance taxes), receipts from court fines, certain licenses, and deposits of earnings by the Federal Reserve System. Refunds of receipts are treated as deductions from gross receipts.

Offsetting collections are from other Government accounts or the public that are of a business-type or market-oriented nature. They are classified into two major categories: (1) offsetting collections credited to appropriations or fund accounts, and (2) offsetting receipts (i.e., amounts deposited in receipt accounts). Collections credited to appropriation or fund accounts normally can be used without appropriation action by Congress. These occur in two instances: (1) when authorized by law, amounts collected for materials or services are treated as reimbursements to appropriations and (2) in the three types of revolving funds (public enterprise, intra governmental, and trust); collections are netted against spending, and outlays are reported as the net amount.

Offsetting receipts in receipt accounts cannot be used without being appropriated. They are subdivided into two categories: (1) proprietary receipts - these collections are from the public and they are offset against outlays by agency and by function, and (2) intra governmental funds - these are payments into receipt accounts from Governmental appropriation or fund accounts. The transactions may be intrabudgetary when the payment and receipt both occur within the budget or from receipts from off-budget Federal entities in those cases where payment is made by a Federal entity whose budget authority and outlays are excluded from the budget totals.

Intrabudgetary transactions are subdivided into three categories: (1) interfund transactions, where the payments are from one fund group (either Federal funds or trust funds) to a receipt account in the other fund group; (2) Federal intrafund transactions, where the payments and receipts both occur within the Federal fund group; and (3) trust intrafund transactions, where the payments and receipts both occur within the trust fund group.

Offsetting receipts are generally deducted from budget authority and outlays by function, by subfunction, or by agency. There are four types of receipts, however, that are deducted from budget totals as undistributed offsetting receipts. They are: (1) agencies' payments (including payments by off-budget Federal entities) as employers into employees retirement funds, (2) interest received by trust funds, (3) rents and royalties on the Outer Continental Shelf lands, and (4) other interest (i.e., interest collected on Outer Continental Shelf money in deposit funds when such money is transferred into the budget).

## 3. Notes on Outlays

Outlays are generally accounted for on the basis of checks issued, electronic funds transferred, or cash payments made. Certain outlays do not require issuance of cash or checks. An example is charges made against appropriations for that part of employees' salaries withheld for taxes or savings bond allotments - these are counted as payments to the employee and credits for whatever purpose the money was withheld. Outlays are stated net of offsetting collections (including receipts of revolving and management funds) and of refunds. Interest on the public debt (public issues) is recognized on the accrual basis. Federal credit programs subject to the Federal Credit Reform Act of 1990 use the cash

basis of accounting and are divided into two components. The portion of the credit activities that involve a cost to the Government (mainly subsidies) is included within the budget program accounts. The remaining portion of the credit activities are in non-budget financing accounts. Outlays of off-budget Federal entities are excluded by law from budget totals. However, they are shown separately and combined with the on-budget outlays to display total Federal outlays.

## 4. Processing

The data on payments and collections are reported by account symbol into the central accounting system. In turn, the data are extracted from this system for use in the preparation of the *MTS*.

There are two major checks which are conducted to assure consistency of the data reported:

1. Verification of payment data. The monthly payment activity reported by Federal entities on the Statements of Transactions is compared to the payment activity of Federal entities as reported by disbursing officers.
2. Verification of collection data. Reported collections appearing on Statements of Transactions are compared to deposits as reported by Federal Reserve Banks.

## 5. Other Sources of Information About Federal Government Financial Activities

- *A Glossary of Terms Used in the Federal Budget Process, 2005* (Available from the U.S. Government Accountability Office, at calling 202-512-6000. This glossary provides a basic reference document of standardized definitions of terms used by the Federal Government in the budget making process).
- *Daily Treasury Statement* (Available on the internet at <http://www.fms.treas.gov/dts/>). The *Daily Treasury Statement* is published each working day of the Federal Government and provides data on the cash and debt operations of the Treasury.
- *Monthly Statement of the Public Debt of the United States* (Available on the internet at <http://www.treasurydirect.gov/govt/reports/pd/mspd/mspd.htm>). This publication provides detailed information concerning the public debt.
- *Treasury Bulletin* (Available from GPO, Washington, D.C. 20401 on a subscription or single copy and on the internet at [http://www.fiscal.treasury.gov/fsreports/rpt/treasBulletin/treasBulletin\\_home.htm](http://www.fiscal.treasury.gov/fsreports/rpt/treasBulletin/treasBulletin_home.htm)). Quarterly, contains a mix of narrative, tables, and charts on Treasury issues, Federal financial operations, international statistics, and special reports.
- *Budget of the United States Government, Fiscal Year 20\_\_* (Available from GPO, Washington, D.C. 20401 on a subscription basis only and on the internet at <http://www.access.gpo.gov/usbudget>). This publication is a single volume which provides budget information and contains:
  - *Appendix, The Budget of the United States Government, FY 20\_\_*
  - *The United States Budget in Brief, FY 20\_\_*
  - *Analytical Perspectives*
  - *Historical Tables*
- *Combined Statement of Receipts, Outlays, and Balances of the United States Government* (Available from Bureau of the Fiscal Service, U.S. Department of Treasury, Washington, D.C. 20227 and on the internet at [http://www.fiscal.treasury.gov/fsreports/rpt/combStmt/combStmt\\_home.htm](http://www.fiscal.treasury.gov/fsreports/rpt/combStmt/combStmt_home.htm)). This report includes budgetary results at the summary level and presents individual receipt and appropriation accounts at the detail level.

**Scheduled Release**

**Listed below are the scheduled release dates for the Monthly Treasury Statement. The Statement is released at 2:00 p.m.  
The following release dates are subject to change:**

<b><u>Accounting Month</u></b>	<b><u>Release Date</u></b>
December 2019	January 13, 2020
January 2020	February 12, 2020
February 2020	March 11, 2020
March 2020	April 10, 2020
April 2020	May 12, 2020
May 2020	June 10, 2020
June 2020	July 13, 2020
July 2020	August 12, 2020
August 2020	September 11, 2020
September 2020	(1)
October 2020	November 12, 2020
November 2020	December 10, 2020
December 2020	January 13, 2021

(1) Release date subject to completion of year-end reporting requirements.

Internet service subscribers can access the current issue of the Monthly Treasury Statement through the  
Bureau of the Fiscal Service's website:

<https://www.fiscal.treasury.gov/reports-statements/mts/>