



# Monthly Treasury Statement

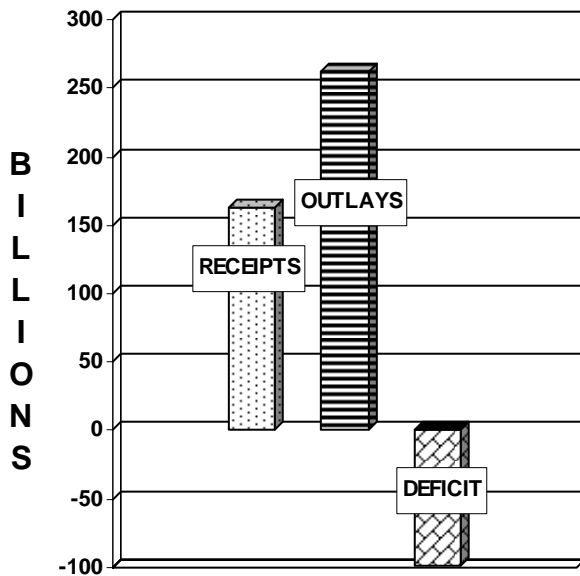
of Receipts and Outlays  
of the United States Government

For Fiscal Year 2012 Through **October 31, 2011**, and Other Periods

## Highlight

**This issue includes estimates for full fiscal years 2012 and 2013, based on the *Mid-Session Review of the FY 2012 Budget*, released by the Office of Management and Budget on September 1, 2011.**

RECEIPTS, OUTLAYS, AND SURPLUS/DEFICIT  
THROUGH OCTOBER 2011



### Contents

Summary, page 2
Receipts, page 6
Outlays, page 7
Means of financing, page 20
Receipts/outlays by month, page 32
Federal trust funds/securities, page 34
Receipts by source/outlays by function, page 34
Explanatory notes, page 35

Compiled and Published by

Department of the Treasury  
Financial Management Service



## Introduction

The *Monthly Treasury Statement of Receipts and Outlays of the United States Government (MTS)* is prepared by the Financial Management Service, Department of the Treasury, and after approval by the Fiscal Assistant Secretary of the Treasury; is normally released on the 8th workday of the month following the reporting month. The publication is based on data provided by Federal entities, disbursing officers, and Federal Reserve banks.

### AUDIENCE

The *MTS* is published to meet the needs of those responsible for or interested in the cash position of the Treasury, those who are responsible or interested in the Government's budget results; and individuals and businesses whose operations depend upon or are related to the Government's financial operations.

### DISCLOSURE STATEMENT

This statement summarizes the financial activities of the Federal Government and off-budget Federal entities conducted in accordance with the Budget of the U.S. Government, i.e., receipts and outlays of funds, the surplus or deficit, and the means of financing the deficit or disposing of the surplus. Information is presented on a modified cash basis; receipts are accounted for on the basis of collections; refunds of receipts are treated as deductions from gross receipts; revolving and

management fund receipts, reimbursements and refunds of monies previously expended are treated as deductions from gross outlays; and interest on the public debt (public issues) is recognized on the accrual basis. Major information sources include accounting data reported by Federal entities, disbursing officers, and Federal Reserve banks.

### TRIAD OF PUBLICATIONS

The *MTS* is part of a triad of Treasury financial reports. The *Daily Treasury Statement* is published each working day of the Federal Government. It provides data on the cash and debt operations of the Treasury based upon reporting of the Treasury account balances by Federal Reserve banks. The *MTS* is a report of Government receipts and outlays, based on agency reporting. The *Combined Statement of Receipts, Outlays, and Balances of the United States Government* is the official publication of the detailed receipts and outlays of the Government. It is published annually in accordance with legislative mandates given to the Secretary of the Treasury.

### DATA SOURCES AND INFORMATION

The Explanatory Notes section of this publication provides information concerning the flow of data into the *MTS* and sources of information relevant to the *MTS*.

**Table 1. Summary of Receipts, Outlays, and the Deficit/Surplus of the U.S. Government, Fiscal Years 2011 and 2012, by Month**

Period	[\$ millions]		
	Receipts	Outlays	Deficit/Surplus (-)
FY 2011			
October.....	145,951	286,384	140,432
November.....	148,970	299,364	150,394
December.....	236,875	315,009	78,134
January.....	226,550	276,346	49,796
February.....	110,656	333,163	222,507
March.....	150,894	339,048	188,154
April.....	289,543	329,929	40,387
May.....	174,936	232,577	57,641
June.....	249,658	292,738	43,080
July.....	159,063	288,439	129,376
August.....	169,246	303,388	134,143
September.....	240,153	1,2301,699	1,261,546
Year-to-Date.....	2,302,495	3,598,086	1,295,591
FY 2012			
October.....	163,072	261,539	98,466
Year-to-Date.....	163,072	261,539	98,466

<sup>1</sup>Outlays have been decreased by \$3 million, \$3,055 million and \$1 million in September 2011 to reflect additional reporting by the Department of Health and Human Services, the Department of Treasury and the Department of Transportation, respectively.

<sup>2</sup> Outlays have been increased by \$33 million and \$2 million in September 2011 to reflect additional reporting by the Department of Homeland Security and the International Assistance Program, respectively.

Note: Details may not add to totals due to rounding.

**Table 2. Summary of Budget and Off-Budget Results and Financing of the U.S. Government, October 2011 and Other Periods**

Classification	[\$ millions]				
	This Month	Current Fiscal Year to Date	Budget Estimates Full Fiscal Year <sup>1</sup>	Prior Fiscal Year to Date (2011)	Budget Estimates Next Fiscal Year (2013) <sup>1</sup>
<b>Total On-Budget and Off-Budget Results:</b>					
Total Receipts.....	163,072	163,072	2,673,576	145,951	2,964,407
On-Budget Receipts.....	123,769	123,769	2,022,384	99,702	2,242,992
Off-Budget Receipts.....	39,303	39,303	651,192	46,249	721,415
Total Outlays.....	261,539	261,539	3,670,035	286,384	3,693,071
On-Budget Outlays.....	214,770	214,770	3,082,762	232,255	3,034,486
Off-Budget Outlays.....	46,768	46,768	587,273	54,128	658,585
Total Surplus (+) or Deficit (-).....	-98,466	-98,466	<sup>2</sup> -956,455	-140,432	<sup>3</sup> -647,519
On-Budget Surplus (+) or Deficit (-).....	-91,001	-91,001	<sup>2</sup> -1,020,374	-132,553	<sup>3</sup> -710,349
Off-Budget Surplus (+) or Deficit (-).....	-7,465	-7,465	+63,919	-7,879	+62,830
Total On-Budget and Off-Budget Financing.....	98,466	98,466	956,455	140,432	647,519
<b>Means of Financing:</b>					
Borrowing from the Public.....	132,149	132,149	1,043,373	47,790	818,345
Reduction of Operating Cash, Increase (-).....	-41,156	-41,156	.....	83,658	.....
By Other Means.....	7,473	7,473	-86,918	8,984	-170,826

<sup>1</sup>These estimates are based on the *FY 2012 Mid-Session Review*, released by the Office of Management and Budget on September 1, 2011.

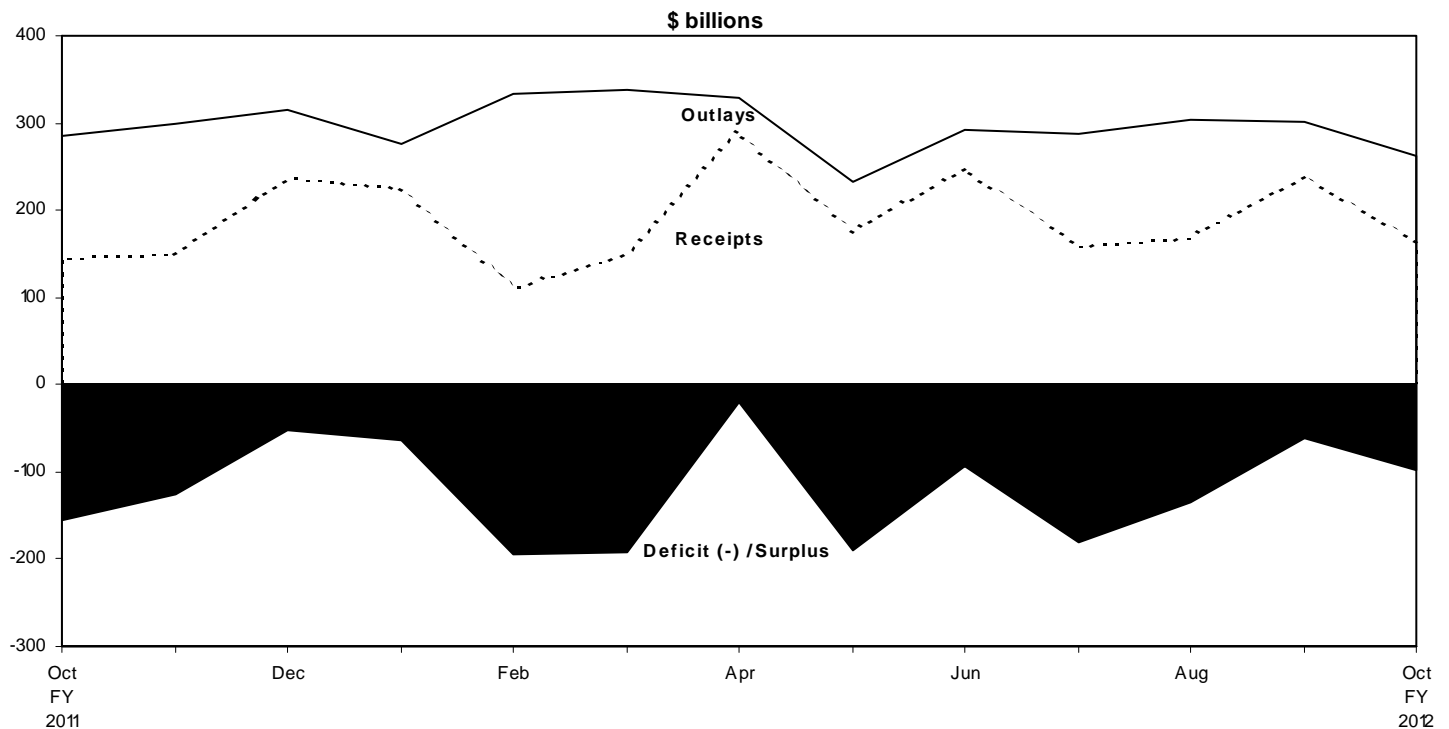
<sup>2</sup>Includes the effects of the deficit reduction allowance of \$40,004 million for FY 2012.

<sup>3</sup>Includes the effects of the deficit reduction allowance of \$81,145 million for FY 2013.

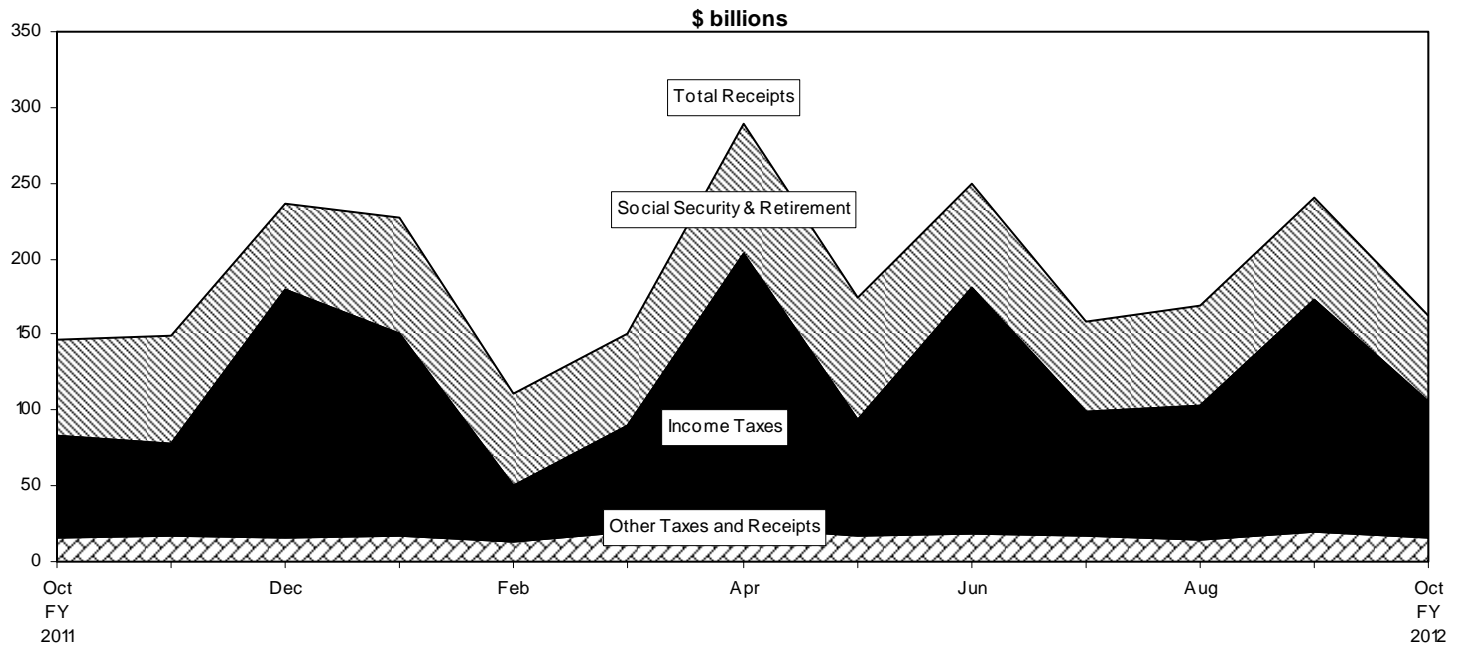
... No Transactions

Note: Details may not add to totals due to rounding.

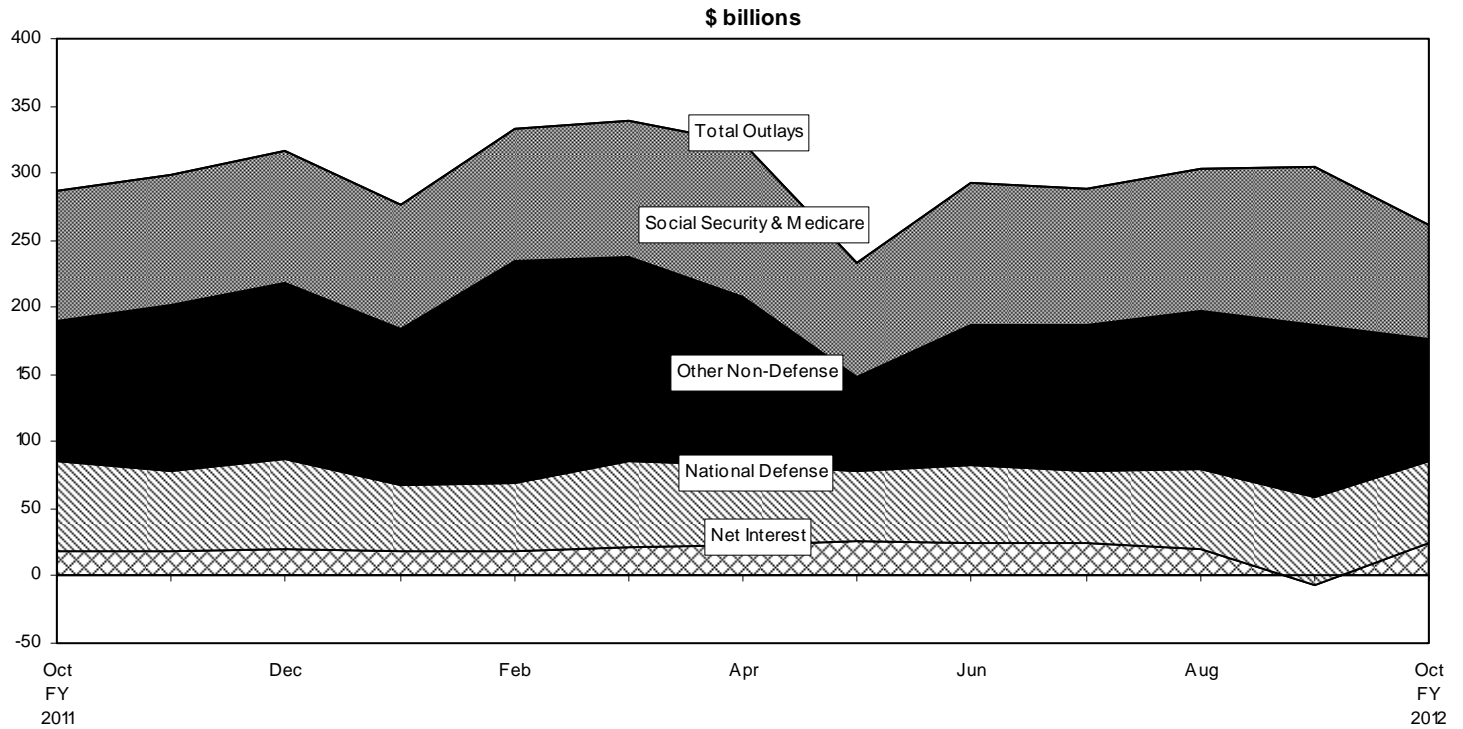
**Figure 1. Monthly Receipts, Outlays, and Budget Deficit/Surplus of the U.S. Government, Fiscal Years 2011 and 2012**



**Figure 2. Monthly Receipts of the U.S. Government, by Source, Fiscal Years 2011 and 2012**



**Figure 3. Monthly Outlays of the U.S. Government, by Function, Fiscal Years 2011 and 2012**



**Table 3. Summary of Receipts and Outlays of the U.S. Government, October 2011 and Other Periods**

Classification	[\$ millions]			
	This Month	Current Fiscal Year to Date	Comparable Prior Period Year to Date	Budget Estimates Full Fiscal Year <sup>1</sup>
<b>Budget Receipts</b>				
Individual Income Taxes .....	86,747	86,747	71,399	1,208,547
Corporation Income Taxes.....	2,466	2,466	-4,404	332,820
Social Insurance and Retirement Receipts:				
Employment and General Retirement (Off-Budget) .....	39,303	39,303	46,249	651,192
Employment and General Retirement (On-Budget) .....	15,225	15,225	14,785	204,149
Unemployment Insurance .....	2,745	2,745	1,677	54,963
Other Retirement .....	293	293	382	4,050
Excise Taxes .....	4,870	4,870	4,476	79,279
Estate and Gift Taxes .....	1,021	1,021	281	12,365
Customs Duties .....	2,844	2,844	2,619	33,552
Miscellaneous Receipts .....	7,558	7,558	8,488	92,659
<b>Total Receipts</b> .....	<b>163,072</b>	<b>163,072</b>	<b>145,951</b>	<b>2,673,576</b>
(On-Budget) .....	<b>123,769</b>	<b>123,769</b>	<b>99,702</b>	<b>2,022,384</b>
(Off-Budget).....	<b>39,303</b>	<b>39,303</b>	<b>46,249</b>	<b>651,192</b>
<b>Budget Outlays</b>				
Legislative Branch .....	413	413	395	5,318
Judicial Branch .....	580	580	598	7,555
Department of Agriculture.....	18,001	18,001	16,406	149,134
Department of Commerce.....	899	899	789	11,314
Department of Defense-Military Programs.....	58,055	58,055	65,401	708,112
Department of Education .....	4,075	4,075	7,645	78,082
Department of Energy.....	2,983	2,983	2,900	42,662
Department of Health and Human Services.....	53,149	53,149	<sup>2</sup> 71,552	882,845
Department of Homeland Security.....	5,002	5,002	<sup>3</sup> 3,890	44,859
Department of Housing and Urban Development .....	3,921	3,921	4,174	46,873
Department of the Interior .....	1,019	1,019	796	13,924
Department of Justice.....	3,049	3,049	2,353	31,947
Department of Labor.....	7,090	7,090	<sup>4</sup> 10,338	89,407
Department of State.....	2,233	2,233	1,867	32,729
Department of Transportation.....	7,294	7,294	<sup>5</sup> 7,182	80,732
Department of the Treasury:				
Interest on Treasury Debt Securities (Gross).....	27,771	27,771	24,143	466,449
Other .....	5,188	5,188	3,386	95,495
Department of Veterans Affairs.....	5,989	5,989	10,265	127,850
Corps of Engineers.....	755	755	882	8,243
Other Defense Civil Programs .....	-696	-696	3,588	52,200
Environmental Protection Agency.....	549	549	1,019	9,370
Executive Office of the President.....	34	34	51	468
General Services Administration.....	112	112	20	1,982
International Assistance Program .....	1,221	1,221	<sup>6</sup> 997	25,630
National Aeronautics and Space Administration .....	1,168	1,168	1,247	18,667
National Science Foundation .....	610	610	546	7,519
Office of Personnel Management .....	6,972	6,972	6,269	76,622
Small Business Administration.....	113	113	90	1,174
Social Security Administration .....	61,488	61,488	63,695	822,867
Other Independent Agencies .....	7,851	7,851	-1,562	39,100
Allowances .....	.....	.....	.....	-31,073
Undistributed Offsetting Receipts:				
Interest.....	-3,615	-3,615	-3,141	-180,085
Other .....	-21,733	-21,733	-21,395	-97,936
<b>Total Outlays</b> .....	<b>261,539</b>	<b>261,539</b>	<b>286,384</b>	<b>3,670,035</b>
(On-Budget).....	<b>214,770</b>	<b>214,770</b>	<b>232,255</b>	<b>3,082,762</b>
(Off-Budget).....	<b>46,768</b>	<b>46,768</b>	<b>54,128</b>	<b>587,273</b>
Surplus (+) or Deficit (-).....	<b>-98,466</b>	<b>-98,466</b>	<b>-140,432</b>	<b><sup>7</sup>-956,455</b>
(On-Budget).....	<b>-91,001</b>	<b>-91,001</b>	<b>-132,553</b>	<b><sup>7</sup>-1,020,374</b>
(Off-Budget).....	<b>-7,465</b>	<b>-7,465</b>	<b>-7,879</b>	<b>+63,919</b>

<sup>1</sup>These estimates are based on the *FY 2012 Mid-Session Review*, released by the Office of Management and Budget on September 1, 2011.

<sup>2</sup>Outlays have been decreased by \$3 million to reflect additional reporting by the Department of Health and Human Services for the month of September 2011.

<sup>3</sup>Outlays have been increased by \$33 million to reflect additional reporting by the Department of Homeland Security for the month of September 2011.

<sup>4</sup>Outlays have been decreased by \$3,056 million to reflect additional reporting by the Department of Treasury for the month of September 2011.

<sup>5</sup>Outlays have been decreased by \$1 million to reflect additional reporting by the Department of Transportation for the month of September 2011.

<sup>6</sup>Outlays have been increased by \$2 million to reflect additional reporting by the International Assistance Program for the month of September 2011.

<sup>7</sup>Includes the effects of the deficit reduction allowance of \$40,004 million for FY 2012.

... No Transactions

Note: Details may not add to totals due to rounding.

**Table 4. Receipts of the U.S. Government, October 2011 and Other Periods**

Classification	[\$ millions]								
	This Month			Current Fiscal Year to Date			Prior Fiscal Year to Date		
	Gross Receipts	Refunds (Deduct)	Receipts	Gross Receipts	Refunds (Deduct)	Receipts	Gross Receipts	Refunds (Deduct)	Receipts
<b>Individual Income Taxes:</b>									
Withheld.....	81,933			81,933			69,456		
Presidential Election Campaign Fund.....	1			1			1		
Other.....	12,718			12,718			11,359		
<b>Total--Individual Income Taxes.....</b>	<b>94,652</b>	<b>7,905</b>	<b>86,747</b>	<b>94,652</b>	<b>7,905</b>	<b>86,747</b>	<b>80,816</b>	<b>9,417</b>	<b>71,399</b>
<b>Corporation Income Taxes.....</b>	<b>10,241</b>	<b>7,775</b>	<b>2,466</b>	<b>10,241</b>	<b>7,775</b>	<b>2,466</b>	<b>8,729</b>	<b>13,132</b>	<b>-4,404</b>
<b>Social Insurance and Retirement Receipts:</b>									
Employment and General Retirement:									
Federal Old-Age and Survivors Ins. Trust Fund:									
Federal Insurance Contributions Act Taxes.....	33,423		33,423	33,423		33,423	39,324		39,324
Self-Employment Contributions Act Taxes.....	174		174	174		174	211		211
<b>Total--FOASI Trust Fund.....</b>	<b>33,597</b>		<b>33,597</b>	<b>33,597</b>		<b>33,597</b>	<b>39,535</b>		<b>39,535</b>
Federal Disability Insurance Trust Fund:									
Federal Insurance Contributions Act Taxes.....	5,677		5,677	5,677		5,677	6,678		6,678
Self-Employment Contributions Act Taxes.....	29		29	29		29	36		36
<b>Total--FDI Trust Fund.....</b>	<b>5,706</b>		<b>5,706</b>	<b>5,706</b>		<b>5,706</b>	<b>6,714</b>		<b>6,714</b>
Federal Hospital Insurance Trust Fund:									
Federal Insurance Contributions Act Taxes.....	14,740		14,740	14,740		14,740	14,334		14,334
Self-Employment Contributions Act Taxes.....	92		92	92		92	92		92
<b>Total--FHI Trust Fund.....</b>	<b>14,832</b>		<b>14,832</b>	<b>14,832</b>		<b>14,832</b>	<b>14,426</b>		<b>14,426</b>
Railroad Retirement :									
Rail Pension and Supplemental Annuity.....	217	(**)	217	217	(**)	217	165	(**)	165
Social Security Equivalent Account.....	176	(**)	176	176	(**)	176	193	(**)	193
<b>Total--Employment and General Retirement.....</b>	<b>54,528</b>	<b>(**)</b>	<b>54,528</b>	<b>54,528</b>	<b>(**)</b>	<b>54,528</b>	<b>61,034</b>	<b>(**)</b>	<b>61,034</b>
Unemployment Insurance:									
Deposits by States.....	2,184		2,184	2,184		2,184	1,417		1,417
Federal Unemployment Tax Act Taxes.....	521	-1	521	521	-1	521	249	5	244
Railroad Unemployment Taxes.....	40		40	40		40	15		15
<b>Total--Unemployment Insurance.....</b>	<b>2,745</b>	<b>-1</b>	<b>2,745</b>	<b>2,745</b>	<b>-1</b>	<b>2,745</b>	<b>1,682</b>	<b>5</b>	<b>1,677</b>
Other Retirement:									
Federal Employees Retirement - Employee Share.....	292		292	292		292	379		379
Non-Federal Employees Retirement.....	2		2	2		2	2		2
<b>Total--Other Retirement.....</b>	<b>293</b>		<b>293</b>	<b>293</b>		<b>293</b>	<b>382</b>		<b>382</b>
<b>Total--Social Insurance and Retirement Receipts.....</b>	<b>57,567</b>	<b>-1</b>	<b>57,567</b>	<b>57,567</b>	<b>-1</b>	<b>57,567</b>	<b>63,097</b>	<b>5</b>	<b>63,092</b>
<b>Excise Taxes:</b>									
Miscellaneous Excise Taxes.....	3,926	142	3,785	3,926	142	3,785	4,007	154	3,853
Airport and Airway Trust Fund.....	256		256	256		256	138		138
Highway Trust Fund.....	815		815	815		815	477		477
Black Lung Disability Trust Fund.....	14		14	14		14	8		8
<b>Total--Excise Taxes.....</b>	<b>5,011</b>	<b>142</b>	<b>4,870</b>	<b>5,011</b>	<b>142</b>	<b>4,870</b>	<b>4,630</b>	<b>154</b>	<b>4,476</b>
<b>Estate and Gift Taxes.....</b>	<b>1,056</b>	<b>35</b>	<b>1,021</b>	<b>1,056</b>	<b>35</b>	<b>1,021</b>	<b>330</b>	<b>49</b>	<b>281</b>
<b>Customs Duties.....</b>	<b>2,964</b>	<b>120</b>	<b>2,844</b>	<b>2,964</b>	<b>120</b>	<b>2,844</b>	<b>2,699</b>	<b>80</b>	<b>2,619</b>
<b>Miscellaneous Receipts:</b>									
Deposits of Earnings by Federal Reserve Banks.....	5,963		5,963	5,963		5,963	6,569		6,569
Universal Service Fund.....	713		713	713		713	687		687
All Other.....	886	4	882	886	4	882	1,233	1	1,232
<b>Total -- Miscellaneous Receipts.....</b>	<b>7,561</b>	<b>4</b>	<b>7,558</b>	<b>7,561</b>	<b>4</b>	<b>7,558</b>	<b>8,489</b>	<b>1</b>	<b>8,488</b>
<b>Total -- Receipts.....</b>	<b>179,053</b>	<b>15,980</b>	<b>163,072</b>	<b>179,053</b>	<b>15,980</b>	<b>163,072</b>	<b>168,788</b>	<b>22,837</b>	<b>145,951</b>
<b>Total -- On-Budget.....</b>	<b>139,750</b>	<b>15,980</b>	<b>123,769</b>	<b>139,750</b>	<b>15,980</b>	<b>123,769</b>	<b>122,539</b>	<b>22,837</b>	<b>99,702</b>
<b>Total -- Off-Budget.....</b>	<b>39,303</b>		<b>39,303</b>	<b>39,303</b>		<b>39,303</b>	<b>46,249</b>		<b>46,249</b>

... No Transactions

(\*\*) Less than \$500,000

Note: Details may not add to totals due to rounding.

**Table 5. Outlays of the U.S. Government, October 2011 and Other Periods**

Classification	[\$ millions]								
	This Month			Current Fiscal Year to Date			Prior Fiscal Year to Date		
	Gross Outlays	Applicable Receipts	Outlays	Gross Outlays	Applicable Receipts	Outlays	Gross Outlays	Applicable Receipts	Outlays
<b>Legislative Branch:</b>									
Senate .....	80	(**)	80	80	(**)	80	78	(**)	78
House of Representatives.....	122	(**)	122	122	(**)	122	103	(**)	103
Joint Items .....	2	.....	2	2	.....	2	2	.....	2
Capitol Police.....	37	.....	37	37	.....	37	46	.....	46
Congressional Budget Office.....	5	.....	5	5	.....	5	3	.....	3
Architect of the Capitol.....	56	(**)	55	56	(**)	55	40	(**)	39
Library of Congress .....	70	1	69	70	1	69	59	1	58
Government Printing Office.....	-24	.....	-24	-24	.....	-24	13	.....	13
Government Accountability Office.....	59	.....	59	59	.....	59	42	.....	42
United States Tax Court.....	4	.....	4	4	.....	4	5	.....	5
Other Legislative Branch Agencies.....	8	.....	8	8	.....	8	8	.....	8
Proprietary Receipts from the Public.....	.....	3	-3	.....	3	-3	.....	1	-1
Intrabudgetary Transaction.....	-2	.....	-2	-2	.....	-2	-2	.....	-2
<b>Total--Legislative Branch.....</b>	<b>417</b>	<b>4</b>	<b>413</b>	<b>417</b>	<b>4</b>	<b>413</b>	<b>398</b>	<b>3</b>	<b>395</b>
<b>Judicial Branch:</b>									
Supreme Court of the United States .....	8	.....	8	8	.....	8	10	.....	10
Courts of Appeals, District Courts, and Other									
Judicial Services.....	613	.....	613	613	.....	613	574	.....	574
Other .....	-7	.....	-7	-7	.....	-7	19	.....	19
Proprietary Receipts from the Public.....	.....	9	-9	.....	9	-9	.....	6	-6
Intrabudgetary Transactions .....	-24	.....	-24	-24	.....	-24	(**)	.....	(**)
<b>Total--Judicial Branch.....</b>	<b>589</b>	<b>9</b>	<b>580</b>	<b>589</b>	<b>9</b>	<b>580</b>	<b>603</b>	<b>6</b>	<b>598</b>
<b>Department of Agriculture:</b>									
Agricultural Research Service.....	135	.....	135	135	.....	135	104	.....	104
National Institute of Food and Agriculture:									
Research and Education Activities.....	74	.....	74	74	.....	74	60	.....	60
Extension Activities.....	47	.....	47	47	.....	47	30	.....	30
Other .....	9	.....	9	9	.....	9	7	.....	7
Animal and Plant Health Inspection Service .....	72	.....	72	72	.....	72	187	.....	87
Food Safety and Inspection Service .....	111	.....	111	111	.....	111	73	.....	73
Agricultural Marketing Service .....	27	.....	27	27	.....	27	637	.....	637
Risk Management Agency:									
Administrative and Operating Expenses.....	8	.....	8	8	.....	8	5	.....	5
Federal Crop Insurance Corporation Fund.....	1,160	273	886	1,160	273	886	364	229	135
Farm Service Agency:									
Salaries and Expenses.....	142	.....	142	142	.....	142	120	.....	120
USDA Supplemental Assistance.....	(**)	.....	(**)	(**)	.....	(**)	16	.....	16
Agricultural Disaster Relief Fund.....	48	.....	48	48	.....	48	269	.....	269
Commodity Credit Corporation .....	6,884	665	6,219	6,884	665	6,219	7,441	1,393	6,048
Tobacco Trust Fund.....	5	.....	5	5	.....	5	4	.....	4
Agricultural Credit Insurance Fund.....	8	14	-6	8	14	-6	11	19	-9
Other .....	6	.....	6	6	.....	6	3	.....	3
<b>Total--Farm Service Agency.....</b>	<b>7,092</b>	<b>680</b>	<b>6,413</b>	<b>7,092</b>	<b>680</b>	<b>6,413</b>	<b>7,863</b>	<b>1,412</b>	<b>6,451</b>
Natural Resources Conservation Service:									
Conservation Operations .....	123	.....	123	123	.....	123	64	.....	64
Farm Security and Rural Investment Programs .....	134	.....	134	134	.....	134	135	.....	135
Other .....	19	.....	19	19	.....	19	35	.....	35
Rural Development.....	79	.....	79	79	.....	79	49	.....	49
Rural Housing Service:									
Rural Housing Insurance Fund .....	9	59	-50	9	59	-50	12	54	-42
Rental Assistance Program .....	91	.....	91	91	.....	91	89	.....	89
Other .....	20	.....	20	20	.....	20	24	.....	24
Rural Utilities Service:									
Rural Electrification and Telecommunications Fund .....	(**)	227	-227	(**)	227	-227	(**)	515	-515
Other .....	149	15	134	149	15	134	86	19	67
Foreign Agricultural Service.....	96	.....	96	96	.....	96	219	.....	219
Food and Nutrition Service:									
Supplemental Nutrition Assistance Program.....	6,882	.....	6,882	6,882	.....	6,882	6,118	.....	6,118
Child Nutrition Programs.....	1,621	.....	1,621	1,621	.....	1,621	1,392	.....	1,392
Special Supplemental Nutrition Program for									
Women, Infants, and Children (WIC) .....	573	.....	573	573	.....	573	577	.....	577
Other .....	27	.....	27	27	.....	27	54	.....	54
<b>Total--Food and Nutrition Service.....</b>	<b>9,103</b>	<b>.....</b>	<b>9,103</b>	<b>9,103</b>	<b>.....</b>	<b>9,103</b>	<b>8,140</b>	<b>.....</b>	<b>8,140</b>
Forest Service:									
National Forest System.....	219	.....	219	219	.....	219	158	.....	158
Capital Improvement and Maintenance .....	70	.....	70	70	.....	70	102	.....	102
Wildland Fire Management.....	262	.....	262	262	.....	262	159	.....	159
Forest Service Permanent Appropriations .....	19	.....	19	19	.....	19	18	.....	18
Other .....	97	.....	97	97	.....	97	82	.....	82
<b>Total--Forest Service.....</b>	<b>667</b>	<b>.....</b>	<b>667</b>	<b>667</b>	<b>.....</b>	<b>667</b>	<b>518</b>	<b>.....</b>	<b>518</b>
Other .....	67	(**)	67	67	(**)	67	103	4	99
Proprietary Receipts from the Public.....	.....	37	-37	.....	37	-37	.....	62	-62
Intrabudgetary Transactions .....	-2	.....	-2	-2	.....	-2	-2	.....	-2
<b>Total--Department of Agriculture.....</b>	<b>19,294</b>	<b>1,292</b>	<b>18,001</b>	<b>19,294</b>	<b>1,292</b>	<b>18,001</b>	<b>18,702</b>	<b>2,295</b>	<b>16,406</b>

**Table 5. Outlays of the U.S. Government, October 2011 and Other Periods—Continued**

Classification	[\$ millions]								
	This Month			Current Fiscal Year to Date			Prior Fiscal Year to Date		
	Gross Outlays	Applicable Receipts	Outlays	Gross Outlays	Applicable Receipts	Outlays	Gross Outlays	Applicable Receipts	Outlays
<b>Department of Commerce:</b>									
Economic Development Administration .....	34	(**)	33	34	(**)	33	31	5	26
Bureau of the Census .....	125	.....	125	125	.....	125	179	.....	179
International Trade Administration .....	40	.....	40	40	.....	40	33	.....	33
National Oceanic and Atmospheric Administration .....	380	(**)	379	380	(**)	379	370	1	370
National Institute of Standards and Technology.....	106	.....	106	106	.....	106	74	.....	74
National Telecommunication and Information Administration.....	107	.....	107	107	.....	107	42	.....	42
Other .....	124	3	121	124	3	121	10	5	5
Proprietary Receipts from the Public.....	.....	43	-43	.....	43	-43	.....	-15	15
Intrabudgetary Transactions .....	31	.....	31	31	.....	31	46	.....	46
<b>Total--Department of Commerce .....</b>	<b>946</b>	<b>47</b>	<b>899</b>	<b>946</b>	<b>47</b>	<b>899</b>	<b>785</b>	<b>-4</b>	<b>789</b>
<b>Department of Defense--Military Programs:</b>									
<b>Military Personnel:</b>									
Department of the Army.....	7,947	.....	7,947	7,947	.....	7,947	10,438	.....	10,438
Department of the Navy.....	5,683	.....	5,683	5,683	.....	5,683	6,831	.....	6,831
Department of the Air Force.....	4,225	.....	4,225	4,225	.....	4,225	5,218	.....	5,218
Defense Agencies.....	5,376	.....	5,376	5,376	.....	5,376	4,950	.....	4,950
<b>Total--Military Personnel .....</b>	<b>23,231</b>	<b>.....</b>	<b>23,231</b>	<b>23,231</b>	<b>.....</b>	<b>23,231</b>	<b>27,438</b>	<b>.....</b>	<b>27,438</b>
<b>Operation and Maintenance:</b>									
Department of the Army.....	6,858	.....	6,858	6,858	.....	6,858	7,353	.....	7,353
Department of the Navy.....	4,714	.....	4,714	4,714	.....	4,714	4,713	.....	4,713
Department of the Air Force.....	4,445	.....	4,445	4,445	.....	4,445	4,547	.....	4,547
Defense Agencies.....	4,441	.....	4,441	4,441	.....	4,441	5,200	.....	5,200
<b>Total--Operation and Maintenance .....</b>	<b>20,458</b>	<b>.....</b>	<b>20,458</b>	<b>20,458</b>	<b>.....</b>	<b>20,458</b>	<b>21,813</b>	<b>.....</b>	<b>21,813</b>
<b>International Reconstruction and Other Assistance:</b>									
Department of the Army.....	(**)	.....	(**)	(**)	.....	(**)	(**)	.....	(**)
<b>Procurement:</b>									
Department of the Army.....	3,177	.....	3,177	3,177	.....	3,177	3,312	.....	3,312
Department of the Navy.....	2,939	.....	2,939	2,939	.....	2,939	3,428	.....	3,428
Department of the Air Force.....	1,870	.....	1,870	1,870	.....	1,870	2,052	.....	2,052
Defense Agencies.....	826	.....	826	826	.....	826	569	.....	569
<b>Total--Procurement.....</b>	<b>8,811</b>	<b>.....</b>	<b>8,811</b>	<b>8,811</b>	<b>.....</b>	<b>8,811</b>	<b>9,362</b>	<b>.....</b>	<b>9,362</b>
<b>Research, Development, Test, and Evaluation:</b>									
Department of the Army.....	717	.....	717	717	.....	717	952	.....	952
Department of the Navy.....	1,109	.....	1,109	1,109	.....	1,109	1,482	.....	1,482
Department of the Air Force.....	1,144	.....	1,144	1,144	.....	1,144	1,280	.....	1,280
Defense Agencies.....	920	.....	920	920	.....	920	1,125	.....	1,125
<b>Total--Research, Development, Test, and Evaluation.....</b>	<b>3,890</b>	<b>.....</b>	<b>3,890</b>	<b>3,890</b>	<b>.....</b>	<b>3,890</b>	<b>4,839</b>	<b>.....</b>	<b>4,839</b>
<b>Military Construction:</b>									
Department of the Army.....	527	.....	527	527	.....	527	481	.....	481
Department of the Navy.....	180	.....	180	180	.....	180	147	.....	147
Department of the Air Force.....	128	.....	128	128	.....	128	120	.....	120
Defense Agencies.....	516	.....	516	516	.....	516	717	.....	717
<b>Total--Military Construction .....</b>	<b>1,351</b>	<b>.....</b>	<b>1,351</b>	<b>1,351</b>	<b>.....</b>	<b>1,351</b>	<b>1,465</b>	<b>.....</b>	<b>1,465</b>
<b>Family Housing:</b>									
Department of the Army.....	44	.....	44	44	.....	44	38	.....	38
Department of the Navy.....	35	.....	35	35	.....	35	42	.....	42
Department of the Air Force.....	70	.....	70	70	.....	70	96	.....	96
Defense Agencies.....	33	14	19	33	14	19	304	25	278
<b>Revolving and Management Funds:</b>									
Department of the Navy.....	118	.....	118	118	.....	118	101	.....	101
<b>Defense Agencies:</b>									
Working Capital Fund .....	-344	.....	-344	-344	.....	-344	-91	.....	-91
Other.....	35	.....	35	35	.....	35	68	.....	68
Allowances .....	1	.....	1	1	.....	1	-1	.....	-1
<b>Trust Funds:</b>									
Department of the Army.....	(**)	.....	(**)	(**)	.....	(**)	(**)	.....	(**)
Department of the Navy.....	2	.....	2	2	.....	2	3	.....	3
Department of the Air Force.....	(**)	.....	(**)	(**)	.....	(**)	(**)	.....	(**)
Defense Agencies.....	10	.....	10	10	.....	10	16	.....	16
<b>Proprietary Receipts from the Public:</b>									
Department of the Army.....	.....	-429	429	.....	-429	429	.....	20	-20
Department of the Navy.....	.....	6	-6	.....	6	-6	.....	10	-10
Department of the Air Force.....	.....	-30	30	.....	-30	30	.....	-41	41
Defense Agencies.....	.....	121	-121	.....	121	-121	.....	160	-160
<b>Intrabudgetary Transactions:</b>									
Department of the Army.....	10	.....	10	10	.....	10	106	.....	106
Department of the Navy.....	13	.....	13	13	.....	13	39	.....	39
Department of the Air Force.....	-46	.....	-46	-46	.....	-46	34	.....	34
Defense Agencies.....	14	.....	14	14	.....	14	-96	.....	-96
<b>Offsetting Governmental Receipts:</b>									
Defense Agencies.....	.....	(**)	(**)	.....	(**)	(**)	.....	(**)	(**)
<b>Total--Department of Defense--Military Programs .....</b>	<b>57,737</b>	<b>-317</b>	<b>58,055</b>	<b>57,737</b>	<b>-317</b>	<b>58,055</b>	<b>65,575</b>	<b>174</b>	<b>65,401</b>



**Table 5. Outlays of the U.S. Government, October 2011 and Other Periods—Continued**

Classification	[\$ millions]								
	This Month			Current Fiscal Year to Date			Prior Fiscal Year to Date		
	Gross Outlays	Applicable Receipts	Outlays	Gross Outlays	Applicable Receipts	Outlays	Gross Outlays	Applicable Receipts	Outlays
<b>Department of Education:</b>									
Office of Elementary and Secondary Education:									
Accelerating Achievement and Ensuring Equity.....	1,040	.....	1,040	1,040	.....	1,040	940	.....	940
Impact Aid.....	86	.....	86	86	.....	86	137	.....	137
Education Improvement Programs.....	372	.....	372	372	.....	372	354	.....	354
State Fiscal Stabilization Fund, Recovery Act.....	354	.....	354	354	.....	354	1,132	.....	1,132
Other.....	257	.....	257	257	.....	257	280	.....	280
Total--Office of Elementary and Secondary Education.....	2,109	.....	2,109	2,109	.....	2,109	2,843	.....	2,843
Office of Innovation and Improvement.....	84	.....	84	84	.....	84	78	.....	78
Office of Safe and Drug-Free Schools.....	31	.....	31	31	.....	31	46	.....	46
Office of English Language Acquisition.....	40	.....	40	40	.....	40	44	.....	44
Office of Special Education and Rehabilitative Services:									
Special Education.....	1,054	.....	1,054	1,054	.....	1,054	1,111	.....	1,111
Rehabilitation Services and Disability Research.....	285	.....	285	285	.....	285	318	.....	318
Special Institutions for Persons with Disabilities.....	18	.....	18	18	.....	18	5	.....	5
Office of Vocational and Adult Education.....	154	.....	154	154	.....	154	143	.....	143
Office of Postsecondary Education:									
Higher Education.....	210	.....	210	210	.....	210	207	.....	207
Other.....	2	3	(**)	2	3	(**)	7	3	4
Total--Office of Postsecondary Education.....	213	3	210	213	3	210	214	3	211
Office of Federal Student Aid:									
Student Financial Assistance.....	3,516	.....	3,516	3,516	.....	3,516	3,805	.....	3,805
Academic Competitiveness-Smart Grant Program.....	4	.....	4	4	.....	4	111	.....	111
Student Aid Administration.....	77	.....	77	77	.....	77	94	.....	94
Federal Family Education Loans.....	-4	.....	-4	-4	.....	-4	-10	.....	-10
Other.....	3	.....	3	3	.....	3	2	.....	2
Total--Office of Federal Student Aid.....	3,597	.....	3,597	3,597	.....	3,597	4,003	.....	4,003
Institute of Education Sciences.....									
Departmental Management.....	43	.....	43	43	.....	43	38	.....	38
Hurricane Education Recovery.....	3	.....	3	3	.....	3	2	.....	2
Proprietary Receipts from the Public.....	.....	3,615	-3,615	.....	3,615	-3,615	.....	1,350	-1,350
Intrabudgetary Transactions.....	8	.....	8	8	.....	8	107	.....	107
Total--Department of Education.....	7,692	3,617	4,075	7,692	3,617	4,075	8,998	1,353	7,645
<b>Department of Energy:</b>									
National Nuclear Security Administration:									
Naval Reactors.....	60	.....	60	60	.....	60	70	.....	70
Weapons Activities.....	657	.....	657	657	.....	657	637	.....	637
Defense Nuclear Nonproliferation.....	128	.....	128	128	.....	128	148	.....	148
Other.....	34	.....	34	34	.....	34	32	.....	32
Environmental and Other Defense Activities:									
Defense Environmental Cleanup.....	638	.....	638	638	.....	638	721	.....	721
Other Defense Activities.....	39	.....	39	39	.....	39	71	.....	71
Defense Nuclear Waste Disposal.....	(**)	.....	(**)	(**)	.....	(**)	(**)	.....	(**)
Energy Programs:									
Science.....	517	.....	517	517	.....	517	519	.....	519
Energy Supply.....	231	.....	231	231	.....	231	145	.....	145
Energy Efficiency and Renewable Energy.....	614	.....	614	614	.....	614	502	.....	502
Fossil Energy Research and Development.....	91	.....	91	91	.....	91	56	.....	56
Uranium Enrichment Decontamination and Decommissioning Fund.....	43	.....	43	43	.....	43	59	.....	59
Advanced Technology Vehicles Manufacturing Loan Program.....	76	.....	76	76	.....	76	57	.....	57
Title 17 Innovative Technology Loan Guarantee Program.....	54	.....	54	54	.....	54	6	.....	6
Other.....	84	1	83	84	1	83	99	2	98
Total--Energy Programs.....	1,710	1	1,709	1,710	1	1,709	1,443	2	1,441
Power Marketing Administration.....	297	251	46	297	251	46	320	253	67
Departmental Administration.....	41	.....	41	41	.....	41	38	.....	38
Proprietary Receipts from the Public.....	.....	246	-246	.....	246	-246	.....	213	-213
Intrabudgetary Transactions.....	-121	.....	-121	-121	.....	-121	-113	.....	-113
Total--Department of Energy.....	3,482	498	2,983	3,482	498	2,983	3,368	468	2,900

**Table 5. Outlays of the U.S. Government, October 2011 and Other Periods—Continued**

Classification	[\$ millions]								
	This Month			Current Fiscal Year to Date			Prior Fiscal Year to Date		
	Gross Outlays	Applicable Receipts	Outlays	Gross Outlays	Applicable Receipts	Outlays	Gross Outlays	Applicable Receipts	Outlays
<b>Department of Health and Human Services:</b>									
Food and Drug Administration .....	39	1	39	39	1	39	49	1	48
Health Resources and Services Administration .....	663	.....	663	663	.....	663	634	.....	634
Indian Health Services .....	311	.....	311	311	.....	311	307	.....	307
Centers for Disease Control and Prevention .....	528	.....	528	528	.....	528	560	.....	560
National Institutes of Health .....	2,577	.....	2,577	2,577	.....	2,577	2,704	.....	2,704
Substance Abuse and Mental Health Services Administration .....	132	.....	132	132	.....	132	178	.....	178
Agency for Healthcare Research and Quality .....	35	.....	35	35	.....	35	16	.....	16
<b>Centers for Medicare and Medicaid Services:</b>									
Grants to States for Medicaid .....	19,652	.....	19,652	19,652	.....	19,652	23,794	.....	23,794
Payments to Health Care Trust Funds .....	14,369	.....	14,369	14,369	.....	14,369	17,945	.....	17,945
Children's Health Insurance Fund .....	644	.....	644	644	.....	644	752	.....	752
State Grants and Demonstrations .....	41	.....	41	41	.....	41	44	.....	44
<b>Federal Hospital Insurance Trust Fund:</b>									
Benefit Payments .....	14,934	.....	14,934	14,934	.....	14,934	17,814	.....	17,814
Administrative Expenses .....	240	.....	240	240	.....	240	194	.....	194
Total--FHI Trust Fund .....	15,174	.....	15,174	15,174	.....	15,174	18,008	.....	18,008
Health Care Fraud and Abuse Control .....	74	.....	74	74	.....	74	79	.....	79
<b>Federal Supplementary Medical Insurance Trust Fund:</b>									
Benefit Payments .....	13,982	.....	13,982	13,982	.....	13,982	19,575	.....	19,575
Administrative Expenses .....	239	.....	239	239	.....	239	231	.....	231
<b>Medicare Prescription Drugs:</b>									
Benefit Payments .....	304	.....	304	304	.....	304	4,911	.....	4,911
Administrative Expenses .....	3	.....	3	3	.....	3	14	.....	14
Total--FSMI Trust Fund .....	14,529	.....	14,529	14,529	.....	14,529	24,731	.....	24,731
Other .....	805	.....	805	805	.....	805	85	.....	85
Total--Centers for Medicare and Medicaid Services .....	65,289	.....	65,289	65,289	.....	65,289	85,438	.....	85,438
<b>Administration for Children and Families:</b>									
Temporary Assistance for Needy Families .....	1,420	.....	1,420	1,420	.....	1,420	1,435	.....	1,435
Contingency Fund .....	45	.....	45	45	.....	45	591	.....	591
Payments to States for Child Support Enforcement and Family Support Programs .....	229	.....	229	229	.....	229	234	.....	234
Low Income Home Energy Assistance .....	279	.....	279	279	.....	279	163	.....	163
Refugee and Entrant Assistance .....	45	.....	45	45	.....	45	42	.....	42
Child Care Entitlement to States .....	283	.....	283	283	.....	283	253	.....	253
Payments to States for the Child Care and Development Block Grant .....	173	.....	173	173	.....	173	340	.....	340
Social Services Block Grant .....	97	.....	97	97	.....	97	84	.....	84
Children and Families Services Programs .....	829	.....	829	829	.....	829	1,005	.....	1,005
Payments to States for Foster Care and Adoption Assistance .....	568	.....	568	568	.....	568	687	.....	687
Other .....	40	.....	40	40	.....	40	40	.....	40
Total--Administration for Children and Families .....	4,005	.....	4,005	4,005	.....	4,005	4,873	.....	4,873
Administration on Aging .....	95	.....	95	95	.....	95	126	.....	126
Departmental Management .....	218	.....	218	218	.....	218	287	.....	287
Other .....	-13	.....	-13	-13	.....	-13	-20	.....	-20
Proprietary Receipts from the Public .....	.....	6,319	-6,319	.....	6,319	-6,319	.....	5,625	-5,625
<b>Intrabudgetary Transactions:</b>									
Payments for Health Insurance for the Aged:									
Federal Supplementary Medical Insurance Trust Fund .....	-14,368	.....	-14,368	-14,368	.....	-14,368	-17,941	.....	-17,941
Payments for Tax and Other Credits:									
Federal Hospital Insurance Trust Fund .....	-1	.....	-1	-1	.....	-1	-1	.....	-1
Other .....	-42	.....	-42	-42	.....	-42	168	.....	168
Total--Department of Health and Human Services .....	59,469	6,320	53,149	59,469	6,320	53,149	77,178	5,626	71,552
<b>Department of Homeland Security:</b>									
Departmental Management and Operations .....	72	.....	72	72	.....	72	75	.....	75
Citizenship and Immigration Services .....	213	.....	213	213	.....	213	179	.....	179
United States Secret Service .....	185	.....	185	185	.....	185	138	.....	138
Transportation Security Administration .....	558	.....	558	558	.....	558	294	.....	294
Immigration and Customs Enforcement .....	533	.....	533	533	.....	533	436	.....	436
Customs and Border Protection .....	1,220	.....	1,220	1,220	.....	1,220	798	.....	798
United States Coast Guard .....	880	1	879	880	1	879	1,133	1	1,132
National Protection and Programs Directorate .....	97	.....	97	97	.....	97	156	.....	156
<b>Federal Emergency Management Agency:</b>									
State and Local Programs .....	242	.....	242	242	.....	242	216	.....	216
Firefighter Assistance Grants .....	73	.....	73	73	.....	73	51	.....	51
Disaster Relief .....	732	.....	732	732	.....	732	604	.....	604
National Flood Insurance Fund .....	308	116	192	308	116	192	453	151	-98
Other .....	154	.....	154	154	.....	154	135	.....	135
Total--Federal Emergency Management Agency .....	1,509	116	1,393	1,509	116	1,393	1,060	151	909
Science and Technology .....	77	.....	77	77	.....	77	63	.....	63
Domestic Nuclear Detection Office .....	36	.....	36	36	.....	36	32	.....	32
Other .....	28	.....	28	28	.....	28	34	.....	34
Proprietary Receipts from the Public .....	.....	8	-8	.....	8	-8	.....	24	-24
Intrabudgetary Transactions .....	133	.....	133	133	.....	133	54	.....	54
Offsetting Governmental Receipts .....	.....	412	-412	.....	412	-412	.....	386	-386
Total--Department of Homeland Security .....	5,540	537	5,002	5,540	537	5,002	4,452	562	3,890

**Table 5. Outlays of the U.S. Government, October 2011 and Other Periods—Continued**

Classification	[\$ millions]								
	This Month			Current Fiscal Year to Date			Prior Fiscal Year to Date		
	Gross Outlays	Applicable Receipts	Outlays	Gross Outlays	Applicable Receipts	Outlays	Gross Outlays	Applicable Receipts	Outlays
<b>Department of Housing and Urban Development:</b>									
<b>Public and Indian Housing Programs:</b>									
Tenant Based Rental Assistance.....	1,429	.....	1,429	1,429	.....	1,429	1,500	.....	1,500
Housing Certificate Fund.....	76	.....	76	76	.....	76	127	.....	127
Project-Based Rental Assistance.....	776	.....	776	776	.....	776	692	.....	692
Public Housing Capital Fund.....	232	.....	232	232	.....	232	377	.....	377
Public Housing Operating Fund.....	411	.....	411	411	.....	411	423	.....	423
<b>Revitalization of Severely Distressed</b>									
Public Housing (Hope VI).....	8	.....	8	8	.....	8	9	.....	9
Native American Housing Block Grant.....	33	.....	33	33	.....	33	101	.....	101
Other.....	5	.....	5	5	.....	5	(**)	.....	(**)
<b>Total--Public and Indian Housing Programs.....</b>	<b>2,970</b>	<b>.....</b>	<b>2,970</b>	<b>2,970</b>	<b>.....</b>	<b>2,970</b>	<b>3,229</b>	<b>.....</b>	<b>3,229</b>
<b>Community Planning and Development:</b>									
Housing Opportunities for Persons with AIDS.....	21	.....	21	21	.....	21	39	.....	39
Community Development Fund.....	626	.....	626	626	.....	626	539	.....	539
Home Investment Partnership Program.....	129	.....	129	129	.....	129	296	.....	296
Neighborhood Stabilization Program.....	58	.....	58	58	.....	58	133	.....	133
Homeless Assistance Grants.....	165	.....	165	165	.....	165	188	.....	188
Other.....	6	.....	6	6	.....	6	7	.....	7
<b>Total--Community Planning and Development.....</b>	<b>1,006</b>	<b>.....</b>	<b>1,006</b>	<b>1,006</b>	<b>.....</b>	<b>1,006</b>	<b>1,202</b>	<b>.....</b>	<b>1,202</b>
<b>Housing Programs:</b>									
<b>Credit Accounts:</b>									
FHA-Mutual Mortgage Insurance Fund, Program Account.....	7	.....	7	7	.....	7	7	.....	7
FHA-Mutual Mortgage Insurance Capital Reserve Account.....	-332	.....	-332	-332	.....	-332	-594	.....	-594
<b>FHA-Mutual Mortgage and Cooperative Housing</b>									
Insurance Fund, Liquidating Account.....	3	2	1	3	2	1	3	1	2
FHA-General and Special Risk Fund, Program Account.....	1	.....	1	1	.....	1	(**)	.....	(**)
FHA-General and Special Risk Fund, Liquidating Account.....	20	15	5	20	15	5	6	10	-4
<b>Housing for the Elderly or Handicapped Fund,</b>									
Liquidating Account.....	(**)	48	-48	(**)	48	-48	(**)	40	-40
Home Ownership Preservation Equity Fund.....	(**)	.....	(**)	(**)	.....	(**)	(**)	.....	(**)
Housing for the Elderly.....	71	.....	71	71	.....	71	83	.....	83
Housing for Persons with Disabilities.....	54	.....	54	54	.....	54	64	.....	64
Other Assisted Housing Programs.....	3	.....	3	3	.....	3	4	.....	4
Other.....	33	1	32	33	1	32	34	2	31
<b>Total--Housing Programs.....</b>	<b>-141</b>	<b>65</b>	<b>-206</b>	<b>-141</b>	<b>65</b>	<b>-206</b>	<b>-392</b>	<b>54</b>	<b>-446</b>
<b>Government National Mortgage Association:</b>									
Guarantees of Mortgage-Backed Securities.....	18	15	4	18	15	4	22	5	18
Management and Administration.....	168	.....	168	168	.....	168	146	.....	146
Other.....	26	.....	26	26	.....	26	22	.....	22
<b>Proprietary Receipts from the Public:</b>									
FHA-General and Special Risk Fund.....	.....	31	-31	.....	31	-31	.....	7	-7
Other.....	.....	13	-13	.....	13	-13	.....	-12	12
Intrabudgetary Transactions.....	-2	.....	-2	-2	.....	-2	(**)	.....	(**)
Offsetting Governmental Receipts.....	.....	(**)	(**)	.....	(**)	(**)	.....	(**)	(**)
<b>Total--Department of Housing and Urban Development.....</b>	<b>4,045</b>	<b>124</b>	<b>3,921</b>	<b>4,045</b>	<b>124</b>	<b>3,921</b>	<b>4,228</b>	<b>54</b>	<b>4,174</b>

**Table 5. Outlays of the U.S. Government, October 2011 and Other Periods—Continued**

Classification	[\$ millions]								
	This Month			Current Fiscal Year to Date			Prior Fiscal Year to Date		
	Gross Outlays	Applicable Receipts	Outlays	Gross Outlays	Applicable Receipts	Outlays	Gross Outlays	Applicable Receipts	Outlays
<b>Department of the Interior:</b>									
Land and Minerals Management:									
Bureau of Land Management:									
Management of Lands and Resources .....	68	.....	68	68	.....	68	16	.....	16
Other .....	35	(**)	35	35	(**)	35	23	2	21
Bureau of Ocean Energy Management,									
Regulation and Enforcement .....									
Office of Surface Mining Reclamation and Enforcement .....	24	.....	24	24	.....	24	14	.....	14
Office of Surface Mining Reclamation and Enforcement .....	34	.....	34	34	.....	34	34	.....	34
Total--Land and Minerals Management .....	160	(**)	160	160	(**)	160	88	2	86
Water and Science:									
Bureau of Reclamation:									
Water and Related Resources .....	87	.....	87	87	.....	87	105	.....	105
Other .....	31	18	13	31	18	13	48	21	27
United States Geological Survey .....	79	.....	79	79	.....	79	74	.....	74
Other .....	1	.....	1	1	.....	1	(**)	.....	(**)
Total--Water and Science .....	198	18	180	198	18	180	227	21	206
Fish and Wildlife and Parks:									
United States Fish and Wildlife Service .....	143	.....	143	143	.....	143	177	.....	177
National Park Service .....	265	.....	265	265	.....	265	267	.....	267
Total--Fish and Wildlife and Parks .....	408	.....	408	408	.....	408	444	.....	444
Bureau of Indian Affairs and									
Bureau of Indian Education .....									
135	(**)	135	135	(**)	135	103	(**)	103	
Departmental Offices:									
Mineral Leasing and Associated Payments .....	216	.....	216	216	.....	216	176	.....	176
Other .....	7	.....	7	7	.....	7	11	.....	11
Insular Affairs .....	75	.....	75	75	.....	75	65	.....	65
Office of the Special Trustee									
for American Indians .....	75	.....	75	75	.....	75	49	.....	49
Department-Wide Programs .....	289	.....	289	289	.....	289	166	.....	166
Other .....	1	.....	1	1	.....	1	10	.....	10
Proprietary Receipts from the Public .....	.....	550	-550	.....	550	-550	.....	519	-519
Intrabudgetary Transactions .....	21	.....	21	21	.....	21	-2	.....	-2
Total--Department of the Interior .....	1,587	569	1,019	1,587	569	1,019	1,338	542	796
<b>Department of Justice:</b>									
General Administration .....	140	.....	140	140	.....	140	290	.....	290
Legal Activities and United States Marshals:									
General Legal Activities .....	105	.....	105	105	.....	105	81	.....	81
United States Attorneys .....	198	.....	198	198	.....	198	141	.....	141
United States Marshals Service .....	237	.....	237	237	.....	237	83	.....	83
Assets Forfeiture Fund .....	84	.....	84	84	.....	84	67	.....	67
Other .....	49	.....	49	49	.....	49	39	.....	39
Federal Bureau of Investigation .....	788	.....	788	788	.....	788	597	.....	597
Drug Enforcement Administration .....	234	.....	234	234	.....	234	185	.....	185
Bureau of Alcohol, Tobacco, Firearms, and Explosives .....	103	.....	103	103	.....	103	64	.....	64
Federal Prison System .....	689	31	659	689	31	659	519	29	490
Office of Justice Programs:									
State and Local Law Enforcement Assistance .....	154	.....	154	154	.....	154	153	.....	153
Community Oriented Policing Services .....	70	.....	70	70	.....	70	66	.....	66
Crime Victims Fund .....	46	.....	46	46	.....	46	58	.....	58
Other .....	103	.....	103	103	.....	103	110	.....	110
Other .....	31	.....	31	31	.....	31	22	.....	22
Proprietary Receipts from the Public .....	.....	13	-13	.....	13	-13	.....	100	-100
Intrabudgetary Transactions .....	84	.....	84	84	.....	84	28	.....	28
Offsetting Governmental Receipts .....	.....	23	-23	.....	23	-23	.....	20	-20
Total--Department of Justice .....	3,115	67	3,049	3,115	67	3,049	2,501	149	2,353
<b>Department of Labor:</b>									
Employment and Training Administration:									
Training and Employment Services .....	289	.....	289	289	.....	289	360	.....	360
Office of Job Corps .....	126	.....	126	126	.....	126	111	.....	111
Community Service Employment for Older Americans .....	41	.....	41	41	.....	41	63	.....	63
Federal Unemployment Benefits and Allowances .....	41	.....	41	41	.....	41	53	.....	53
Federal Additional Unemployment Compensation									
Program-Recovery Act .....	(**)	.....	(**)	(**)	.....	(**)	607	.....	607
State Unemployment Insurance and Employment									
Service Operations .....	17	.....	17	17	.....	17	<sup>5</sup> 143	.....	143
Payments to the Unemployment Trust Fund .....	19,525	.....	19,525	19,525	.....	19,525	<sup>6</sup> 15,000	.....	15,000
Advances to the Unemployment Trust Fund and									
Other Funds .....	.....	.....	.....	.....	.....	.....	110	.....	110
Program Administration .....	10	.....	10	10	.....	10	10	.....	10
Unemployment Trust Fund:									
Federal-State Unemployment Insurance:									
State Unemployment Benefits .....	7,428	.....	7,428	7,428	.....	7,428	9,707	.....	9,707
State Administrative Expenses .....	335	.....	335	335	.....	335	<sup>5</sup> 318	.....	318
Federal Administrative Expenses .....	15	.....	15	15	.....	15	16	.....	16
Other .....	1	.....	1	1	.....	1	(**)	.....	(**)
Total--Unemployment Trust Fund .....	7,779	.....	7,779	7,779	.....	7,779	10,041	.....	10,041
Other .....	.....	.....	.....	.....	.....	.....	(**)	.....	(**)
Total--Employment and Training Administration .....	27,829	.....	27,829	27,829	.....	27,829	26,498	.....	26,498

**Table 5. Outlays of the U.S. Government, October 2011 and Other Periods—Continued**

Classification	[\$ millions]								
	This Month			Current Fiscal Year to Date			Prior Fiscal Year to Date		
	Gross Outlays	Applicable Receipts	Outlays	Gross Outlays	Applicable Receipts	Outlays	Gross Outlays	Applicable Receipts	Outlays
<b>Department of Labor:—Continued</b>									
Pension Benefit Guaranty Corporation .....	486	945	-459	486	945	-459	500	857	-357
Employment Standards Administration .....	50	.....	50	50	.....	50	736	.....	36
Office of Workers' Compensation Programs:									
Special Benefits .....	-1,157	.....	-1,157	-1,157	.....	-1,157	-1,031	.....	-1,031
Energy Employees Occupational Illness Compensation Fund .....	79	.....	79	79	.....	79	116	.....	116
Special Benefits for Disabled Coal Miners .....	15	.....	15	15	.....	15	17	.....	17
Black Lung Disability Trust Fund .....	22	.....	22	22	.....	22	22	.....	22
Other .....	23	.....	23	23	.....	23	16	.....	16
Wage and Hour Division .....	(**)	.....	(**)	(**)	.....	(**)	7	.....	.....
Occupational Safety and Health Administration .....	50	.....	50	50	.....	50	39	.....	39
Mine Safety and Health Administration .....	35	.....	35	35	.....	35	26	.....	26
Bureau of Labor Statistics .....	48	.....	48	48	.....	48	31	.....	31
Departmental Management .....	85	.....	85	85	.....	85	763	.....	63
Other .....	15	.....	15	15	.....	15	212	.....	12
Proprietary Receipts from the Public .....	.....	3	-3	.....	3	-3	.....	3	-3
Intrabudgetary Transactions .....	-19,541	.....	-19,541	-19,541	.....	-19,541	-15,148	.....	-15,148
<b>Total--Department of Labor .....</b>	<b>8,038</b>	<b>948</b>	<b>7,090</b>	<b>8,038</b>	<b>948</b>	<b>7,090</b>	<b>11,198</b>	<b>860</b>	<b>10,338</b>
<b>Department of State:</b>									
Administration of Foreign Affairs:									
Diplomatic and Consular Programs .....	434	.....	434	434	.....	434	427	.....	427
Educational and Cultural Exchange Programs .....	61	.....	61	61	.....	61	52	.....	52
Embassy Security, Construction, and Maintenance .....	116	.....	116	116	.....	116	78	.....	78
Payment to Foreign Service Retirement and Disability Fund .....	21	.....	21	21	.....	21	.....	.....	.....
Foreign Service Retirement and Disability Fund .....	72	.....	72	72	.....	72	68	.....	68
Other .....	162	.....	162	162	.....	162	103	.....	103
<b>Total--Administration of Foreign Affairs .....</b>	<b>867</b>	<b>.....</b>	<b>867</b>	<b>867</b>	<b>.....</b>	<b>867</b>	<b>729</b>	<b>.....</b>	<b>729</b>
International Organizations and Conferences .....	26	.....	26	26	.....	26	20	.....	20
Global Health and Child Survival .....	920	.....	920	920	.....	920	845	.....	845
Migration and Refugee Assistance .....	182	.....	182	182	.....	182	157	.....	157
International Narcotics Control and Law Enforcement .....	128	.....	128	128	.....	128	64	.....	64
Andean Counterdrug Programs .....	5	.....	5	5	.....	5	13	.....	13
Other .....	43	.....	43	43	.....	43	35	.....	35
Proprietary Receipts from the Public .....	.....	5	-5	.....	5	-5	.....	-3	3
Intrabudgetary Transactions .....	67	.....	67	67	.....	67	1	.....	1
<b>Total--Department of State .....</b>	<b>2,237</b>	<b>5</b>	<b>2,233</b>	<b>2,237</b>	<b>5</b>	<b>2,233</b>	<b>1,864</b>	<b>-3</b>	<b>1,867</b>
<b>Department of Transportation:</b>									
Office of the Secretary .....	39	.....	39	39	.....	39	-48	.....	-48
Federal Aviation Administration:									
Operations .....	459	.....	459	459	.....	459	671	.....	671
Airport and Airway Trust Fund:									
Grants-In-Aid for Airports .....	353	.....	353	353	.....	353	392	.....	392
Facilities and Equipment .....	216	.....	216	216	.....	216	183	.....	183
Research, Engineering, and Development .....	21	.....	21	21	.....	21	18	.....	18
Trust Fund Share of FAA Operations .....	250	.....	250	250	.....	250	.....	.....	.....
<b>Total--Airport and Airway Trust Fund .....</b>	<b>840</b>	<b>.....</b>	<b>840</b>	<b>840</b>	<b>.....</b>	<b>840</b>	<b>593</b>	<b>.....</b>	<b>593</b>
Other .....	11	54	-43	11	54	-43	30	40	-10
<b>Total--Federal Aviation Administration .....</b>	<b>1,311</b>	<b>54</b>	<b>1,257</b>	<b>1,311</b>	<b>54</b>	<b>1,257</b>	<b>1,295</b>	<b>40</b>	<b>1,254</b>
Federal Highway Administration:									
Highway Trust Fund:									
Federal-Aid Highways .....	3,811	.....	3,811	3,811	.....	3,811	3,464	.....	3,464
Other .....	1	.....	1	1	.....	1	3	.....	3
Highway Infrastructure Investment, Recovery Act .....	426	.....	426	426	.....	426	1,221	.....	1,221
Other Programs .....	46	.....	46	46	.....	46	59	.....	59
<b>Total--Federal Highway Administration .....</b>	<b>4,284</b>	<b>.....</b>	<b>4,284</b>	<b>4,284</b>	<b>.....</b>	<b>4,284</b>	<b>4,746</b>	<b>.....</b>	<b>4,746</b>
Federal Motor Carrier Safety Administration .....	47	.....	47	47	.....	47	39	.....	39
National Highway Traffic Safety Administration .....	46	.....	46	46	.....	46	85	.....	85
Federal Railroad Administration:									
Operating Subsidy Grants to the National Railroad Passenger Corporation .....	74	.....	74	74	.....	74	.....	.....	.....
Capital and Debt Service Grants to the National Railroad Passenger Corporation .....	131	.....	131	131	.....	131	75	.....	75
Capital Assistance for High Speed Rail Corridors and Intercity Passenger Rail Service .....	23	.....	23	23	.....	23	10	.....	10
Other .....	21	(**)	21	21	(**)	21	12	1	11
<b>Total--Federal Railroad Administration .....</b>	<b>249</b>	<b>(**)</b>	<b>249</b>	<b>249</b>	<b>(**)</b>	<b>249</b>	<b>97</b>	<b>1</b>	<b>96</b>

**Table 5. Outlays of the U.S. Government, October 2011 and Other Periods—Continued**

Classification	[\$ millions]								
	This Month			Current Fiscal Year to Date			Prior Fiscal Year to Date		
	Gross Outlays	Applicable Receipts	Outlays	Gross Outlays	Applicable Receipts	Outlays	Gross Outlays	Applicable Receipts	Outlays
<b>Department of Transportation:—Continued</b>									
Federal Transit Administration:									
Formula Grants.....	14	.....	14	14	.....	14	12	.....	12
Capital Investment Grants.....	165	.....	165	165	.....	165	100	.....	100
Transit Formula Grants.....	1,021	.....	1,021	1,021	.....	1,021	609	.....	609
Transit Capital Assistance, Recovery Act.....	112	.....	112	112	.....	112	228	.....	228
Other.....	31	.....	31	31	.....	31	33	.....	33
Total--Federal Transit Administration.....	1,343	.....	1,343	1,343	.....	1,343	982	.....	982
Maritime Administration.....	33	(**)	33	33	(**)	33	854	6	49
Other.....	-2	(**)	-3	-2	(**)	-3	-12	(**)	-12
Proprietary Receipts from the Public.....	.....	1	-1	.....	1	-1	.....	9	-9
Intrabudgetary Transactions:									
Other.....	(**)	.....	(**)	(**)	.....	(**)	(**)	.....	(**)
Offsetting Governmental Receipts.....	.....	(**)	(**)	.....	(**)	(**)	.....	(**)	(**)
Total--Department of Transportation.....	7,349	55	7,294	7,349	55	7,294	7,237	55	7,182
<b>Department of the Treasury:</b>									
Departmental Offices:									
Exchange Stabilization Fund.....	.....	36	-36	.....	36	-36	.....	34	-34
Grants for Specified Energy Property in Lieu of Tax Credit.....	456	.....	456	456	.....	456	187	.....	187
Troubled Asset Relief Programs.....	183	.....	183	183	.....	183	192	.....	192
Other.....	423	.....	423	423	.....	423	502	.....	502
Financial Management Service:									
Payment to the Resolution Funding Corporation.....	662	.....	662	662	.....	662	525	.....	525
Financial Agent Services.....	28	.....	28	28	.....	28	40	.....	40
Interest Paid to Credit Financing Accounts.....	(**)	.....	(**)	(**)	.....	(**)	(**)	.....	(**)
Claims, Judgments, and Relief Acts.....	39	.....	39	39	.....	39	131	.....	131
Other.....	479	(**)	479	479	(**)	479	31	(**)	31
Total--Financial Management Service.....	1,209	(**)	1,209	1,209	(**)	1,209	727	(**)	727
Federal Financing Bank.....	-74	.....	-74	-74	.....	-74	-34	.....	-34
Alcohol and Tobacco Tax and Trade Bureau:									
Salaries and Expenses.....	10	.....	10	10	.....	10	9	.....	9
Internal Revenue Collections for Puerto Rico.....	36	.....	36	36	.....	36	25	.....	25
Bureau of Engraving and Printing.....	17	.....	17	17	.....	17	8	.....	8
United States Mint.....	548	458	90	548	458	90	362	436	-74
Bureau of the Public Debt.....	10	.....	10	10	.....	10	9	.....	9
Internal Revenue Service:									
Taxpayer Services.....	236	.....	236	236	.....	236	163	.....	163
Enforcement.....	623	.....	623	623	.....	623	428	.....	428
Operations Support.....	372	.....	372	372	.....	372	311	.....	311
Build America Bond Payments, Recovery Act.....	288	.....	288	288	.....	288	197	.....	197
Payment Where Earned Income Credit Exceeds Liability for Tax.....	130	.....	130	130	.....	130	60	.....	60
Payment Where Child Tax Credit Exceeds Liability for Tax.....	171	.....	171	171	.....	171	138	.....	138
Payment Where Tax Credits to Aid First Time Homebuyers Exceeds Liability for Tax.....	36	.....	36	36	.....	36	250	.....	250
Payment Where Making Work Pay Credit Exceeds Liability for Tax, Recovery Act.....	150	.....	150	150	.....	150	101	.....	101
Refunding Internal Revenue Collections, Interest.....	499	.....	499	499	.....	499	240	.....	240
Other.....	338	(**)	338	338	(**)	338	200	(**)	200
Total--Internal Revenue Service.....	2,842	(**)	2,842	2,842	(**)	2,842	2,088	(**)	2,088
Comptroller of the Currency.....	203	5	198	203	5	198	61	-2	62
Office of Thrift Supervision.....	.....	.....	.....	.....	.....	.....	21	1	20
Interest on the Public Debt:									
Interest on Treasury Debt Securities (Gross):									
Public Issues (Accrual Basis).....	21,611	.....	21,611	21,611	.....	21,611	19,119	.....	19,119
Special Issues (Cash Basis).....	6,160	.....	6,160	6,160	.....	6,160	5,024	.....	5,024
Total--Interest on Treasury Debt Securities (Gross).....	27,771	.....	27,771	27,771	.....	27,771	24,143	.....	24,143
Total--Interest on the Public Debt.....	27,771	.....	27,771	27,771	.....	27,771	24,143	.....	24,143
Other.....	7	.....	7	7	.....	7	5	.....	5
Proprietary Receipts from the Public.....	.....	65	-65	.....	65	-65	.....	211	-211
Intrabudgetary Transactions.....	-116	.....	-116	-116	.....	-116	-93	.....	-93
Total--Department of the Treasury.....	33,525	565	32,960	33,525	565	32,960	28,210	681	27,528

**Table 5. Outlays of the U.S. Government, October 2011 and Other Periods—Continued**

Classification	[\$ millions]								
	This Month			Current Fiscal Year to Date			Prior Fiscal Year to Date		
	Gross Outlays	Applicable Receipts	Outlays	Gross Outlays	Applicable Receipts	Outlays	Gross Outlays	Applicable Receipts	Outlays
<b>Department of Veterans Affairs:</b>									
Joint DOD-VA Medical Facility Demonstration Fund.....	20	.....	20	20	.....	20	.....	.....	.....
Veterans Health Administration:									
Medical Services.....	3,184	.....	3,184	3,184	.....	3,184	3,755	.....	3,755
Medical Support and Compliance.....	393	.....	393	393	.....	393	519	.....	519
Medical Facilities.....	417	.....	417	417	.....	417	407	.....	407
Other.....	89	33	56	89	33	56	103	30	73
<b>Benefit Programs:</b>									
Public Enterprise Funds:									
Housing Accounts.....	.....	(**)	(**)	.....	(**)	(**)	1	1	-1
Other.....	91	80	11	91	80	11	83	77	6
Compensation and Pensions.....	585	.....	585	585	.....	585	4,073	.....	4,073
Readjustment Benefits.....	635	.....	635	635	.....	635	902	.....	902
Veterans Housing Benefit Program Fund.....	14	.....	14	14	.....	14	.....	.....	.....
Insurance Funds:									
National Service Life.....	82	.....	82	82	.....	82	90	.....	90
Veterans Special Life.....	12	2	10	12	2	10	12	2	11
Other.....	1	.....	1	1	.....	1	5	.....	5
<b>Total--Benefit Programs.....</b>	<b>1,420</b>	<b>82</b>	<b>1,338</b>	<b>1,420</b>	<b>82</b>	<b>1,338</b>	<b>5,165</b>	<b>80</b>	<b>5,085</b>
<b>Departmental Administration:</b>									
Construction.....	127	.....	127	127	.....	127	115	.....	115
Information Technology Systems.....	262	.....	262	262	.....	262	232	.....	232
General Operating Expenses.....	276	.....	276	276	.....	276	295	.....	295
Other.....	197	.....	197	197	.....	197	71	.....	71
Proprietary Receipts from the Public:									
National Service Life.....	.....	10	-10	.....	10	-10	.....	8	-8
Other.....	.....	265	-265	.....	265	-265	.....	269	-269
Intrabudgetary Transactions.....	-6	.....	-6	-6	.....	-6	-9	.....	-9
<b>Total--Department of Veterans Affairs.....</b>	<b>6,379</b>	<b>389</b>	<b>5,989</b>	<b>6,379</b>	<b>389</b>	<b>5,989</b>	<b>10,652</b>	<b>387</b>	<b>10,265</b>
<b>Corps of Engineers:</b>									
Construction.....	271	.....	271	271	.....	271	703	.....	703
Operation and Maintenance.....	206	.....	206	206	.....	206	276	.....	276
Flood Control and Coastal Emergencies.....	134	.....	134	134	.....	134	133	.....	133
Rivers and Harbors Contributed Funds.....	37	.....	37	37	.....	37	260	.....	260
Other.....	142	.....	142	142	.....	142	141	.....	141
Proprietary Receipts from the Public.....	.....	35	-35	.....	35	-35	.....	631	-631
Intrabudgetary Transactions.....	(**)	.....	(**)	(**)	.....	(**)	(**)	.....	(**)
<b>Total--Corps of Engineers.....</b>	<b>790</b>	<b>35</b>	<b>755</b>	<b>790</b>	<b>35</b>	<b>755</b>	<b>1,513</b>	<b>631</b>	<b>882</b>
<b>Other Defense Civil Programs:</b>									
Military Retirement:									
Payment to Military Retirement Fund.....	64,751	.....	64,751	64,751	.....	64,751	61,404	.....	61,404
Military Retirement Fund.....	373	.....	373	373	.....	373	4,227	.....	4,227
Retiree Health Care:									
Payment to Department of Defense Medicare-Eligible Retiree Health Care Fund.....	6,716	.....	6,716	6,716	.....	6,716	9,785	.....	9,785
Department of Defense Medicare-Eligible Retiree Health Care Fund.....	930	.....	930	930	.....	930	1,119	.....	1,119
Educational Benefits.....	36	.....	36	36	.....	36	37	.....	37
Other.....	16	.....	16	16	.....	16	920	.....	20
Proprietary Receipts from the Public.....	.....	1	-1	.....	1	-1	.....	1	-1
Intrabudgetary Transactions.....	-73,516	.....	-73,516	-73,516	.....	-73,516	-73,003	.....	-73,003
<b>Total--Other Defense Civil Programs.....</b>	<b>-695</b>	<b>1</b>	<b>-696</b>	<b>-695</b>	<b>1</b>	<b>-696</b>	<b>3,589</b>	<b>1</b>	<b>3,588</b>
<b>Environmental Protection Agency:</b>									
Science and Technology.....	44	.....	44	44	.....	44	67	.....	67
Environmental Programs and Management.....	163	.....	163	163	.....	163	229	.....	229
State and Tribal Assistance Grants.....	291	.....	291	291	.....	291	579	.....	579
Hazardous Substance Superfund.....	71	.....	71	71	.....	71	112	.....	112
Other.....	-3	.....	-3	-3	.....	-3	(**)	.....	(**)
Proprietary Receipts from the Public.....	.....	-11	11	.....	-11	11	.....	-22	22
Intrabudgetary Transactions.....	-26	.....	-26	-26	.....	-26	10	.....	10
Offsetting Governmental Receipts.....	.....	(**)	(**)	.....	(**)	(**)	.....	2	-2
<b>Total--Environmental Protection Agency.....</b>	<b>539</b>	<b>-11</b>	<b>549</b>	<b>539</b>	<b>-11</b>	<b>549</b>	<b>998</b>	<b>-20</b>	<b>1,019</b>
<b>Executive Office of the President:</b>									
The White House.....	5	.....	5	5	.....	5	7	.....	7
Office of Management and Budget.....	8	.....	8	8	.....	8	11	.....	11
Unanticipated Needs.....	(**)	.....	(**)	(**)	.....	(**)	12	.....	12
Other.....	20	.....	20	20	.....	20	22	.....	22
Proprietary Receipts from the Public.....	.....	(**)	(**)	.....	(**)	(**)	.....	(**)	(**)
Intrabudgetary Transactions.....	(**)	.....	(**)	(**)	.....	(**)	.....	.....	.....
<b>Total--Executive Office of the President.....</b>	<b>34</b>	<b>(**)</b>	<b>34</b>	<b>34</b>	<b>(**)</b>	<b>34</b>	<b>51</b>	<b>(**)</b>	<b>51</b>

**Table 5. Outlays of the U.S. Government, October 2011 and Other Periods—Continued**

Classification	[\$ millions]								
	This Month			Current Fiscal Year to Date			Prior Fiscal Year to Date		
	Gross Outlays	Applicable Receipts	Outlays	Gross Outlays	Applicable Receipts	Outlays	Gross Outlays	Applicable Receipts	Outlays
<b>General Services Administration:</b>									
Real Property Activities.....	121	.....	121	121	.....	121	57	.....	57
Supply and Technology Activities.....	-9	.....	-9	-9	.....	-9	-66	.....	-66
General Activities.....	31	.....	31	31	.....	31	41	.....	41
Proprietary Receipts from the Public.....	.....	30	-30	.....	30	-30	.....	9	-9
Intrabudgetary Transactions.....	-1	.....	-1	-1	.....	-1	-2	.....	-2
<b>Total--General Services Administration.....</b>	<b>143</b>	<b>30</b>	<b>112</b>	<b>143</b>	<b>30</b>	<b>112</b>	<b>29</b>	<b>9</b>	<b>20</b>
<b>International Assistance Programs:</b>									
Millennium Challenge Corporation.....	108	.....	108	108	.....	108	109	.....	109
<b>International Security Assistance:</b>									
Foreign Military Financing Program.....	27	.....	27	27	.....	27	80	.....	80
Economic Support Fund.....	302	.....	302	302	.....	302	535	.....	535
Other.....	115	(**)	115	115	(**)	115	67	1	66
<b>Total--International Security Assistance.....</b>	<b>444</b>	<b>(**)</b>	<b>444</b>	<b>444</b>	<b>(**)</b>	<b>444</b>	<b>682</b>	<b>1</b>	<b>681</b>
<b>Multilateral Assistance:</b>									
Contribution to the International Development Other.....	460	.....	460	460	.....	460	482	.....	482
<b>Total--Multilateral Assistance.....</b>	<b>460</b>	.....	<b>460</b>	<b>460</b>	.....	<b>460</b>	<b>482</b>	.....	<b>482</b>
<b>Agency for International Development:</b>									
Development Assistance Program.....	112	.....	112	112	.....	112	114	.....	114
Assistance for Europe, Eurasia and Central Asia.....	36	.....	36	36	.....	36	25	.....	25
International Disaster Assistance.....	68	.....	68	68	.....	68	137	.....	137
Operating Expenses.....	107	.....	107	107	.....	107	125	.....	125
Other.....	48	15	33	48	15	33	72	23	50
Proprietary Receipts from the Public.....	.....	12	-12	.....	12	-12	.....	31	-31
Intrabudgetary Transactions.....	16	.....	16	16	.....	16	-8	.....	-8
<b>Total--Agency for International Development.....</b>	<b>386</b>	<b>27</b>	<b>360</b>	<b>386</b>	<b>27</b>	<b>360</b>	<b>465</b>	<b>54</b>	<b>411</b>
<b>Overseas Private Investment Corporation:</b>									
Overseas Private Investment Corporation Accounts.....	5	8	-3	5	8	-3	11	1	10
Proprietary Receipts from the Public.....	.....	1	-1	.....	1	-1	.....	4	-4
<b>Total--Overseas Private Investment Corporation.....</b>	<b>5</b>	<b>9</b>	<b>-4</b>	<b>5</b>	<b>9</b>	<b>-4</b>	<b>11</b>	<b>4</b>	<b>7</b>
Peace Corps.....	31	(**)	31	31	(**)	31	30	(**)	30
International Monetary Programs.....	-353	.....	-353	-353	.....	-353	-131	.....	-131
<b>Military Sales Programs:</b>									
Foreign Military Sales Trust Fund.....	1,851	.....	1,851	1,851	.....	1,851	1,660	.....	1,660
Other.....	.....	.....	.....	.....	.....	.....	(**)	.....	(**)
Proprietary Receipts from the Public.....	.....	1,685	-1,685	.....	1,685	-1,685	.....	2,261	-2,261
Other.....	8	(**)	8	8	(**)	8	108	(**)	8
<b>Total--International Assistance Programs.....</b>	<b>2,941</b>	<b>1,720</b>	<b>1,221</b>	<b>2,941</b>	<b>1,720</b>	<b>1,221</b>	<b>3,317</b>	<b>2,320</b>	<b>997</b>
<b>National Aeronautics and Space Administration:</b>									
Science.....	410	.....	410	410	.....	410	357	.....	357
Aeronautics.....	44	.....	44	44	.....	44	46	.....	46
Exploration.....	204	.....	204	204	.....	204	230	.....	230
Cross Agency Support.....	231	.....	231	231	.....	231	286	.....	286
Space Operations.....	231	.....	231	231	.....	231	359	.....	359
Other.....	42	.....	42	42	.....	42	29	.....	29
Proprietary Receipts from the Public.....	.....	(**)	(**)	.....	(**)	(**)	.....	61	-61
Intrabudgetary Transactions.....	6	.....	6	6	.....	6	(**)	.....	(**)
<b>Total--National Aeronautics and Space Administration.....</b>	<b>1,168</b>	<b>(**)</b>	<b>1,168</b>	<b>1,168</b>	<b>(**)</b>	<b>1,168</b>	<b>1,308</b>	<b>61</b>	<b>1,247</b>
<b>National Science Foundation:</b>									
Research and Related Activities.....	584	.....	584	584	.....	584	513	.....	513
Education and Human Resources.....	2	.....	2	2	.....	2	2	.....	2
Other.....	25	.....	25	25	.....	25	32	.....	32
Proprietary Receipts from the Public.....	.....	1	-1	.....	1	-1	.....	1	-1
<b>Total--National Science Foundation.....</b>	<b>611</b>	<b>1</b>	<b>610</b>	<b>611</b>	<b>1</b>	<b>610</b>	<b>547</b>	<b>1</b>	<b>546</b>
<b>Office of Personnel Management:</b>									
Government Payment for Annuitants, Employees Health and Life Insurance Benefits.....	878	.....	878	878	.....	878	819	.....	819
Civil Service Retirement and Disability Fund.....	6,050	.....	6,050	6,050	.....	6,050	5,940	.....	5,940
Employees Life Insurance Fund.....	199	258	-59	199	258	-59	190	307	-118
Employees and Retired Employees Health Benefits Fund.....	3,504	3,431	74	3,504	3,431	74	3,304	3,702	-398
Other.....	33	.....	33	33	.....	33	31	.....	31
Proprietary Receipts from the Public.....	.....	1	-1	.....	1	-1	.....	1	-1
<b>Intrabudgetary Transactions:</b>									
Civil Service Retirement and Disability Fund: Other.....	-4	.....	-4	-4	.....	-4	-5	.....	-5
<b>Total--Office of Personnel Management.....</b>	<b>10,661</b>	<b>3,689</b>	<b>6,972</b>	<b>10,661</b>	<b>3,689</b>	<b>6,972</b>	<b>10,279</b>	<b>4,010</b>	<b>6,269</b>



**Table 5. Outlays of the U.S. Government, October 2011 and Other Periods—Continued**

Classification	[\$ millions]								
	This Month			Current Fiscal Year to Date			Prior Fiscal Year to Date		
	Gross Outlays	Applicable Receipts	Outlays	Gross Outlays	Applicable Receipts	Outlays	Gross Outlays	Applicable Receipts	Outlays
<b>Small Business Administration:</b>									
Salaries and Expenses .....	84	.....	84	84	.....	84	56	(**)	56
Business Loans Program .....	20	.....	20	20	.....	20	27	.....	27
Disaster Loans Program .....	8	1	7	8	1	7	5	1	3
Other .....	4	2	2	4	2	2	5	2	3
Proprietary Receipts from the Public .....	.....	(**)	(**)	.....	(**)	(**)	.....	(**)	(**)
Intrabudgetary Transactions .....	(**)	.....	(**)	(**)	.....	(**)	.....	.....	.....
<b>Total--Small Business Administration .....</b>	<b>116</b>	<b>3</b>	<b>113</b>	<b>116</b>	<b>3</b>	<b>113</b>	<b>93</b>	<b>3</b>	<b>90</b>
<b>Social Security Administration:</b>									
Payments to Social Security Trust Funds .....	14,125	.....	14,125	14,125	.....	14,125	6,045	.....	6,045
Supplemental Security Income Program .....	153	.....	153	153	.....	153	4,029	.....	4,029
Economic Recovery Payments .....	(**)	.....	(**)	(**)	.....	(**)	5	.....	5
<b>Federal Old-Age and Survivors Insurance Trust Fund (Off-Budget):</b>									
Benefit Payments .....	50,016	.....	50,016	50,016	.....	50,016	48,469	.....	48,469
Administrative Expenses .....	337	.....	337	337	.....	337	405	.....	405
<b>Total--FOASI Trust Fund .....</b>	<b>50,352</b>	<b>.....</b>	<b>50,352</b>	<b>50,352</b>	<b>.....</b>	<b>50,352</b>	<b>48,874</b>	<b>.....</b>	<b>48,874</b>
<b>Federal Disability Insurance Trust Fund (Off-Budget):</b>									
Benefit Payments .....	10,766	.....	10,766	10,766	.....	10,766	10,534	.....	10,534
Administrative Expenses .....	214	.....	214	214	.....	214	288	.....	288
<b>Total--FDI Trust Fund .....</b>	<b>10,980</b>	<b>.....</b>	<b>10,980</b>	<b>10,980</b>	<b>.....</b>	<b>10,980</b>	<b>10,822</b>	<b>.....</b>	<b>10,822</b>
Other .....	5	.....	5	5	.....	5	17	.....	17
<b>Proprietary Receipts from the Public:</b>									
On-Budget .....	.....	-1	1	.....	-1	1	.....	50	-50
Off-Budget .....	.....	4	-4	.....	4	-4	.....	3	-3
<b>Intrabudgetary Transactions:</b>									
<b>On-Budget:</b>									
Quinquennial Adjustment for Military Service Credits from FOASI and FDI .....	.....	.....	.....	.....	.....	.....	.....	.....	.....
Off-Budget <sup>11</sup> .....	-14,125	.....	-14,125	-14,125	.....	-14,125	-6,045	.....	-6,045
<b>Total--Social Security Administration .....</b>	<b>61,490</b>	<b>3</b>	<b>61,488</b>	<b>61,490</b>	<b>3</b>	<b>61,488</b>	<b>63,747</b>	<b>53</b>	<b>63,695</b>
<b>Other Independent Agencies:</b>									
Broadcasting Board of Governors .....	64	-1	65	64	-1	65	62	-1	62
Bureau of Consumer Financial Protection .....	16	.....	16	16	.....	16	.....	.....	.....
Corporation for National and Community Service .....	98	(**)	98	98	(**)	98	92	(**)	92
Corporation for Public Broadcasting .....	438	.....	438	438	.....	438	430	.....	430
<b>District of Columbia:</b>									
Courts .....	25	.....	25	25	.....	25	30	.....	30
General and Special Payments .....	50	(**)	50	50	(**)	50	51	(**)	51
Equal Employment Opportunity Commission .....	27	(**)	27	27	(**)	27	42	(**)	41
Export-Import Bank of the United States .....	-54	27	-82	-54	27	-82	-51	20	-71
<b>Federal Communications Commission:</b>									
Universal Service Fund .....	821	.....	821	821	.....	821	831	.....	831
Spectrum Auction Program Account .....	(**)	.....	(**)	(**)	.....	(**)	(**)	.....	(**)
Other .....	31	2	29	31	2	29	30	.....	30
<b>Federal Deposit Insurance Corporation:</b>									
Deposit Insurance Fund .....	804	(**)	804	804	(**)	804	748	(**)	748
FSLIC Resolution Fund .....	-2	5	-7	-2	5	-7	2	13	-11
<b>Total--Federal Deposit Insurance Corporation .....</b>	<b>802</b>	<b>5</b>	<b>797</b>	<b>802</b>	<b>5</b>	<b>797</b>	<b>750</b>	<b>14</b>	<b>736</b>
Federal Drug Control Programs .....	108	.....	108	108	.....	108	30	.....	30
Federal Housing Finance Agency .....	20	.....	20	20	.....	20	12	.....	12
Intelligence Community Management Account .....	23	.....	23	23	.....	23	13	.....	13
Legal Services Corporation .....	3	.....	3	3	.....	3	(**)	.....	(**)
National Archives and Records Administration .....	36	3	33	36	3	33	49	2	47
National Credit Union Administration .....	2,163	200	1,963	2,163	200	1,963	11,086	17,007	-5,921
National Endowment for the Arts .....	14	(**)	14	14	(**)	14	18	(**)	18
National Endowment for the Humanities .....	15	1	14	15	1	14	12	.....	12
Institute of Museum and Library Services .....	24	.....	24	24	.....	24	25	.....	25
National Labor Relations Board .....	22	(**)	22	22	(**)	22	31	(**)	31
Nuclear Regulatory Commission .....	80	16	65	80	16	65	102	7	95
<b>Postal Service:</b>									
<b>Off-Budget:</b>									
Public Enterprise Funds .....	6,771	6,027	745	6,771	6,027	745	7,726	6,018	1,708
Other .....	34	.....	34	34	.....	34	37	.....	37
Other .....	.....	.....	.....	.....	.....	.....	94	.....	94

**Table 5. Outlays of the U.S. Government, October 2011 and Other Periods—Continued**

Classification	[\$ millions]								
	This Month			Current Fiscal Year to Date			Prior Fiscal Year to Date		
	Gross Outlays	Applicable Receipts	Outlays	Gross Outlays	Applicable Receipts	Outlays	Gross Outlays	Applicable Receipts	Outlays
<b>Other Independent Agencies:—Continued</b>									
Railroad Retirement Board:									
Federal Windfall Subsidy .....	4	.....	4	4	.....	4	5	.....	5
Federal Payments to the Railroad Retirement Accounts.....	163	.....	163	163	.....	163	117	.....	117
Railroad Unemployment Insurance Trust Fund:									
Benefit Payments.....	7	.....	7	7	.....	7	9	.....	9
Transfer to Administrative Funds .....	1	.....	1	1	.....	1	1	.....	1
Rail Industry Pension Fund:									
Benefit Payments.....	391	.....	391	391	.....	391	378	.....	378
Advances from FOASDI Fund.....	-113	.....	-113	-113	.....	-113	-113	.....	-113
OASDI Certifications.....	113	.....	113	113	.....	113	113	.....	113
Transfer to Administrative Funds .....	6	.....	6	6	.....	6	6	.....	6
Other.....	(**)	.....	(**)	(**)	.....	(**)	(**)	.....	(**)
National Railroad Retirement Investment Trust:									
Administrative Expenses.....	11	.....	11	11	.....	11	9	.....	9
Transfers to the Railroad Retirement Trust Funds from the National Railroad Retirement Investment Trust.....	.....	.....	.....	.....	.....	.....	104	.....	104
Railroad Social Security Equivalent Benefit Account:									
Benefit Payments.....	527	.....	527	527	.....	527	523	.....	523
Transfer to Administrative Funds .....	2	.....	2	2	.....	2	3	.....	3
Other .....	-1	.....	-1	-1	.....	-1	3	.....	3
Proprietary Receipts from the Public.....	.....	-1,527	1,527	.....	-1,527	1,527	.....	1,515	-1,515
Intrabudgetary Transactions:									
Other.....	-163	.....	-163	-163	.....	-163	-221	.....	-221
<b>Total--Railroad Retirement Board .....</b>	<b>948</b>	<b>-1,527</b>	<b>2,475</b>	<b>948</b>	<b>-1,527</b>	<b>2,475</b>	<b>938</b>	<b>1,515</b>	<b>-577</b>
Securities and Exchange Commission.....	92	(**)	92	92	(**)	92	94	(**)	94
Smithsonian Institution.....	96	.....	96	96	.....	96	62	.....	62
Tennessee Valley Authority .....	3,122	3,479	-356	3,122	3,479	-356	2,796	2,498	298
Other .....	233	42	191	233	42	191	189	61	128
<b>Total--Other Independent Agencies .....</b>	<b>16,125</b>	<b>8,274</b>	<b>7,851</b>	<b>16,125</b>	<b>8,274</b>	<b>7,851</b>	<b>25,580</b>	<b>27,142</b>	<b>-1,562</b>
<b>Undistributed Offsetting Receipts:</b>									
Employer Share, Employee Retirement:									
Department of Health and Human Services:									
Federal Hospital Insurance Trust Fund:									
Federal Employer Contributions.....	-283	.....	-283	-283	.....	-283	-287	.....	-287
Postal Service Employer Contributions .....	-50	.....	-50	-50	.....	-50	-61	.....	-61
Department of State:									
Foreign Service Retirement and Disability Fund .....	-25	.....	-25	-25	.....	-25	-23	.....	-23
Other Defense Civil Programs:									
Military Retirement Fund.....	-7,158	.....	-7,158	-7,158	.....	-7,158	-6,497	.....	-6,497
Department of Defense Medicare-Eligible Retiree Health Care Fund.....									
Retiree Health Care Fund.....	-11,145	.....	-11,145	-11,145	.....	-11,145	-11,315	.....	-11,315
Office of Personnel Management:									
Civil Service Retirement and Disability Fund .....	-1,579	.....	-1,579	-1,579	.....	-1,579	-2,122	.....	-2,122
Social Security Administration (Off-Budget):									
Federal Old-Age and Survivors Insurance Trust Fund:									
Federal Employer Contributions.....	-961	.....	-961	-961	.....	-961	-997	.....	-997
Federal Disability Insurance Trust Fund:									
Federal Employer Contributions.....	-163	.....	-163	-163	.....	-163	-169	.....	-169
Other .....	(**)	.....	(**)	(**)	.....	(**)	(**)	.....	(**)
<b>Total--Employer Share, Employee Retirement.....</b>	<b>-21,363</b>	<b>.....</b>	<b>-21,363</b>	<b>-21,363</b>	<b>.....</b>	<b>-21,363</b>	<b>-21,471</b>	<b>.....</b>	<b>-21,471</b>
Interest Received by Trust Funds:									
Judicial Branch:									
Judicial Survivors Annuity Fund.....	-1	.....	-1	-1	.....	-1	(**)	.....	(**)
Department of Health and Human Services:									
Federal Hospital Insurance Trust Fund.....	-4	.....	-4	-4	.....	-4	-49	.....	-49
Federal Supplementary Medical Insurance Trust Fund.....	-7	.....	-7	-7	.....	-7	-21	.....	-21
Department of Homeland Security:									
Oil Spill Liability Trust Fund .....	-1	.....	-1	-1	.....	-1	2	.....	2
Other.....	(**)	.....	(**)	(**)	.....	(**)	(**)	.....	(**)

**Table 5. Outlays of the U.S. Government, October 2011 and Other Periods—Continued**

Classification	[\$ millions]								
	This Month			Current Fiscal Year to Date			Prior Fiscal Year to Date		
	Gross Outlays	Applicable Receipts	Outlays	Gross Outlays	Applicable Receipts	Outlays	Gross Outlays	Applicable Receipts	Outlays
Undistributed Offsetting Receipts:—Continued									
Interest Received by Trust Funds:—Continued									
Department of Labor:									
Unemployment Trust Fund .....	-28	.....	-28	-28	.....	-28	-13	.....	-13
Department of State:									
Foreign Service Retirement and Disability Fund .....	(**)	.....	(**)	(**)	.....	(**)	(**)	.....	(**)
Department of Transportation:									
Airport and Airway Trust Fund .....	-1	.....	-1	-1	.....	-1	.....	.....	.....
Department of Veterans Affairs:									
National Service Life Insurance Fund .....	-1	.....	-1	-1	.....	-1	-1	.....	-1
United States Government Life Insurance Fund .....	(**)	.....	(**)	(**)	.....	(**)	(**)	.....	(**)
Corps of Engineers .....	(**)	.....	(**)	(**)	.....	(**)	(**)	.....	(**)
Other Defense Civil Programs:									
Military Retirement Fund .....	-3,471	.....	-3,471	-3,471	.....	-3,471	-2,937	.....	-2,937
Educational Benefits Fund .....	(**)	.....	(**)	(**)	.....	(**)	1	.....	1
Armed Forces Retirement Home .....	(**)	.....	(**)	(**)	.....	(**)	(**)	.....	(**)
Environmental Protection Agency .....	(**)	.....	(**)	(**)	.....	(**)	-10	.....	-10
Office of Personnel Management:									
Civil Service Retirement and Disability Fund .....	-3	.....	-3	-3	.....	-3	-3	.....	-3
Social Security Administration (Off-Budget):									
Federal Old-Age and Survivors Insurance Trust Fund .....	-39	.....	-39	-39	.....	-39	-73	.....	-73
Federal Disability Insurance Trust Fund .....	-51	.....	-51	-51	.....	-51	-25	.....	-25
Independent Agencies:									
Railroad Retirement Board .....	-4	.....	-4	-4	.....	-4	-8	.....	-8
Other .....	-1	.....	-1	-1	.....	-1	(**)	.....	(**)
Other .....	-2	.....	-2	-2	.....	-2	-3	.....	-3
Total--Interest Received by Trust Funds .....	-3,615	.....	-3,615	-3,615	.....	-3,615	-3,141	.....	-3,141
Rents and Royalties on the Outer Continental Shelf Lands .....	.....	370	-370	.....	370	-370	.....	-76	76
Total--Undistributed Offsetting Receipts .....	-24,978	370	-25,349	-24,978	370	-25,349	-24,612	-76	-24,536
Total Outlays .....	290,385	28,846	261,539	290,385	28,846	261,539	333,726	47,343	286,384
Total On-Budget .....	237,585	22,815	214,770	237,585	22,815	214,770	273,576	41,321	232,255
Total Off-Budget .....	52,799	6,031	46,768	52,799	6,031	46,768	60,150	6,022	54,128
Total Surplus (+) or Deficit .....			-98,466			-98,466			-140,432
Total On-Budget .....			-91,001			-91,001			-132,553
Total Off-Budget .....			-7,465			-7,465			-7,879

**MEMORANDUM**

Receipts Offset Against Outlays (In Millions)

	Current Fiscal Year to Date	Comparable Period Prior Fiscal Year
Proprietary Receipts .....	11,548	13,033
Intrabudgetary Transactions .....	146,841	136,712
Governmental Receipts .....	452	415
Total Receipts Offset Against Outlays .....	158,840	150,159

<sup>1</sup>Outlays have been increased and correspondingly decreased by \$8 million to reflect additional reporting by the Department of Agriculture for the month of September 2011.

<sup>2</sup>Outlays have been increased and correspondingly decreased by \$1 million to reflect additional reporting by the Department of Labor for the month of September 2011.

<sup>3</sup>Outlays have been decreased by \$3 million to reflect additional reporting by the Department of Health and Human Services for the month of September 2011.

<sup>4</sup>Outlays have been increased by \$33 million to reflect additional reporting by the Department of Homeland Security for the month of September 2011.

<sup>5</sup>Outlays have been increased and correspondingly decreased by \$49 million to reflect additional reporting by the Department of Labor for the month of September 2011.

<sup>6</sup>Outlays have been decreased by \$3,056 million to reflect additional reporting by the Department of the Treasury for the month of September 2011.

<sup>7</sup>Outlays have been increased and correspondingly decreased by \$3 million to reflect additional reporting by the Department of Labor for the month of September 2011.

<sup>8</sup>Outlays have been decreased by \$1 million to reflect additional reporting by the Department of Transportation for the month of September 2011.

<sup>9</sup>Outlays have been increased and correspondingly decreased by \$1 million to reflect additional reporting by the Armed Forces Retirement Home for the month of September 2011.

<sup>10</sup>Outlays have been increased by \$2 million to reflect additional reporting by the International Assistance Program for the month of September 2011.

<sup>11</sup>Includes FICA and SECA tax credits, non-contributory military service credits, special benefits for the aged, and credit for the unnegotiated OASI benefit checks.

... No Transactions

(\*\*) Less than \$500,000

Note: Details may not add to totals due to rounding.

This Page Left Blank Intentionally

---

**Table 6. Means of Financing the Deficit or Disposition of Surplus by the U.S. Government, October 2011 and Other Periods**

Assets and Liabilities Directly Related to Budget Off-Budget Activity	Net Transactions (-) denotes net reduction of either liability or asset accounts					Account Balances Current Fiscal Year	
	This Month	Fiscal Year to Date		Beginning of		Close of This Month	
		This Year	Prior Year	This Year	This Month		
<b>Liability Accounts:</b>							
Borrowing from the Public:							
Treasury Securities, Issued Under General Financing Authorities:							
Debt Held by the Public .....	128,984	128,984	47,071	10,127,031	10,127,031	10,256,015	
Intragovernmental Holdings .....	74,385	74,385	60,132	4,663,309	4,663,309	4,737,694	
Total Treasury Securities Outstanding .....	203,369	203,369	107,202	14,790,340	14,790,340	14,993,709	
Plus Premium on Treasury Securities .....	3,484	3,484	684	20,743	20,743	24,227	
Less Discount on Treasury Securities .....	-133	-133	-826	73,848	73,848	73,715	
Total Treasury Securities Net Of Premium and Discount .....	206,985	206,985	108,712	14,737,235	14,737,235	14,944,221	
Agency Securities, Issued Under Special Financing Authorities (See Schedule B. for Other Agency Borrowing, See Schedule C) .....	-346	-346	111	24,988	24,988	24,642	
Total Federal Securities .....	206,639	206,639	108,823	14,762,223	14,762,223	14,968,863	
Deduct:							
Federal Securities Held As Investments of Government Accounts (See Schedule D) .....	74,396	74,396	60,659	4,658,307	4,658,307	4,732,703	
Less Discount on Federal Securities Held As Investments of Government Accounts .....	-95	-95	-374	123,697	23,697	23,602	
Net Federal Securities Held As Investments of Government Accounts .....	74,491	74,491	61,033	4,634,611	4,634,611	4,709,101	
Total Borrowing from the Public .....	132,149	132,149	47,790	10,127,613	10,127,613	10,259,761	
Accrued Interest Payable to the Public .....	9,560	9,560	14,154	51,527	51,527	61,087	
Allocations of Special Drawing Rights .....	857	857	551	55,150	55,150	56,007	
Deposit Funds .....	108	108	1	212,167	12,167	12,275	
Miscellaneous Liability Accounts (Includes Checks Outstanding Etc.) .....	173	173	3,111	10,941	10,941	11,113	
<b>Total Liability Accounts .....</b>	<b>142,846</b>	<b>142,846</b>	<b>65,608</b>	<b>10,257,397</b>	<b>10,257,397</b>	<b>10,400,243</b>	
<b>Asset Accounts (Deduct)</b>							
Cash and Monetary Assets:							
U.S. Treasury Operating Cash: <sup>3</sup>							
Federal Reserve Account .....	41,001	41,001	-83,676	56,284	56,284	97,285	
Supplementary Financing Program Account .....	.....	.....	-1	.....	.....	.....	
Tax and Loan Note Accounts .....	155	155	19	1,805	1,805	1,960	
Balance .....	41,156	41,156	-83,658	58,090	58,090	99,245	
Special Drawing Rights:							
Total Holdings .....	869	869	576	55,875	55,875	56,744	
SDR Certificates Issued to Federal Reserve Banks .....	.....	.....	.....	-5,200	-5,200	-5,200	
Balance .....	869	869	576	50,675	50,675	51,544	
Reserve Position on the U.S. Quota in the IMF:							
U.S. Subscription to International Monetary Fund:							
Direct Quota Payments .....	.....	.....	.....	46,525	46,525	46,525	
Maintenance of Value Adjustments .....	1,023	1,023	579	11,356	11,356	12,378	
Letter of Credit Issued to IMF .....	93	93	52	-36,654	-36,654	-36,561	
Dollar Deposits with the IMF .....	-19	-19	5	-153	-153	-172	
Receivable/payable (-) for Interim Maintenance of Value Adjustments .....	-670	-670	-448	1,584	1,584	914	
Balance .....	427	427	189	22,657	22,657	23,084	
Loans to International Monetary Fund .....	.....	.....	.....	6,230	6,230	6,230	
Other Cash and Monetary Assets .....	630	630	73	4,527,601	27,601	28,231	
Total Cash and Monetary Assets .....	43,081	43,081	-82,821	165,253	165,253	208,334	
Non-Federal Securities of the National Railroad							
Retirement Investment Trust .....	-1,523	-1,523	1,532	22,946	22,946	21,423	
Net Activity, Guaranteed Loan Financing (Schedule E) .....	928	928	-1,123	-22,113	-22,113	-21,184	
Net Activity, Direct Loan Financing (Schedule E) .....	166	166	6,153	792,423	792,423	792,589	
Miscellaneous Asset Accounts .....	1,727	1,727	1,435	-332	-332	1,395	
<b>Total Asset Accounts .....</b>	<b>44,380</b>	<b>44,380</b>	<b>-74,824</b>	<b>958,177</b>	<b>958,177</b>	<b>1,002,558</b>	
Excess of Liabilities (+) or Assets (-) .....	98,466	98,466	140,432	9,299,219	9,299,219	9,397,685	
Transactions Not Applied to Current Year's Surplus or Deficit (See Schedule A for Details) .....	.....	.....	.....	.....	.....	.....	
<b>Total Budget and Off-Budget Federal Entities (Financing of Deficit (+) or Disposition Of Surplus (-)) .....</b>	<b>98,466</b>	<b>98,466</b>	<b>140,432</b>	<b>9,299,219</b>	<b>9,299,219</b>	<b>9,397,685</b>	

<sup>1</sup>Includes adjustment of -\$1 million for the month of September 2011 to reflect additional reporting by the Department of Transportation.

<sup>2</sup> Includes adjustment of -\$3 million for the month of September 2011 to reflect additional reporting by the Department of Health and Human Services.

<sup>3</sup>Major sources of information used to determine Treasury's operating cash balance include Federal Reserve Banks, the Treasury Regional Finance Centers, the Internal Revenue Service Centers, the Bureau of the Public Debt and various electronic systems. Deposits are reflected as received and withdrawals are reflected as processed.

<sup>4</sup>Includes adjustment of -\$33 million for the month of September 2011 to reflect additional reporting by the Department of Homeland Security.

<sup>5</sup>Includes adjustment of -\$2 million for the month of September 2011 to reflect additional reporting by the International Assistance Program.

... No Transactions

Note: Details may not add to totals due to rounding.

**Table 6. Schedule A-Analysis of Change in Excess of Liabilities of the U.S. Government, October 2011 and Other Periods**

Classification	[\$ millions]		
	This Month	Fiscal Year to Date	
		This Year	Prior Year
Excess of Liabilities Beginning of Period:			
Based on Composition of Unified Budget in			
Preceding Period .....	9,302,243	9,302,243	8,003,515
Adjustments During Current Fiscal Year for			
Changes in Composition of Unified Budget:			
Revisions by Federal Agencies to the Prior Budget Results .....	-3,023	-3,023	114
Excess of Liabilities Beginning of Period (Current Basis).....	9,299,219	9,299,219	8,003,629
Budget Surplus (-) or Deficit:			
Based on Composition of Unified Budget in Prior Fiscal Yr.....	98,466	98,466	140,432
Total Surplus (-) or Deficit (Table 2).....	98,466	98,466	140,432
Total-On-Budget (Table 2).....	91,001	91,001	132,553
Total-Off-Budget (Table 2).....	7,465	7,465	7,879
Transactions Not Applied to Current Year's Surplus or Deficit:			
Total-Transactions Not Applied to Current Year's Surplus or Deficit .....	.....	.....	.....
Excess of Liabilities Close of Period .....	9,397,685	9,397,685	8,144,061

... No Transactions

Note: Details may not add to totals due to rounding.

**Table 6. Schedule B-Securities Issued by Federal Agencies Under Special Financing Authorities, October 2011 and Other Periods**

Classification	[\$ millions]					
	This Month	Net Transactions (-) denotes net reduction of liability accounts		Account Balances Current Fiscal Year		
		Fiscal Year to Date		Beginning of		Close of
		This Year	Prior Year	This Year	This Month	This Month
Agency Securities, Issued Under Special Financing Authorities:						
Obligations Guaranteed by the United States,						
Issued By:						
Department of Housing and Urban Development:						
Federal Housing Administration .....	.....	.....	.....	29	29	29
Obligations Not Guaranteed by the United States,						
Issued By:						
Legislative Branch:						
Architect of the Capitol.....	1	1	1	133	133	134
Independent Agencies:						
Federal Communications Commission.....	.....	.....	.....	(**)	(**)	(**)
National Archives and Records Administration .....	.....	.....	.....	166	166	166
Tennessee Valley Authority .....	-347	-347	110	24,660	24,660	24,313
Total Agency Securities .....	-346	-346	111	24,988	24,988	24,642

... No Transactions

Note: Details may not add to totals due to rounding.

(\*\*) Less than \$500,000.

**Table 6. Schedule C (Memorandum)-Federal Agency Borrowing Financed Through the Issue of Treasury Securities, October 2011 and Other Periods**

Classification	[\$ millions]					
	Transactions			Account Balances Current Fiscal Year		
	This Month	Fiscal Year to Date		Beginning of		Close of This Month
This Year		Prior Year	This Year	This Month		
<b>Borrowing from the Treasury:</b>						
Department of Agriculture:						
Farm Service Agency:						
Commodity Credit Corporation.....	4,726	4,726	5,840	705	705	5,431
Agricultural Credit Insurance Fund.....	.....	.....	.....	7,647	7,647	7,647
Farm Storage Facility Loans.....	307	307	306	997	997	1,304
Rural Housing Service:						
Rural Housing Insurance.....	75	75	158	15,511	15,511	15,585
Rural Community Facility Loans Fund.....	69	69	58	3,714	3,714	3,782
Multifamily Housing Revitalization Loan Account.....	6	6	8	214	214	220
Rural Business - Cooperative Service:						
Rural Business and Industry Loans.....	.....	.....	.....	53	53	53
Rural Development Loan Fund.....	(**)	(**)	1	308	308	309
Rural Economic Development Loan Fund.....	2	2	2	112	112	114
Renewable Energy Guaranteed Loan Account.....	.....	.....	.....	7	7	7
Rural Microenterprise Investment Loans.....	1	1	.....	8	8	9
Biorefinery Assistance Loan Account.....	.....	.....	.....	36	36	36
Rural Utilities Service:						
Rural Water and Waste Disposal Fund.....	89	89	121	10,310	10,310	10,399
Rural Electrification and Telecommunications Fund.....	22	22	49	13,424	13,424	13,447
Rural Telephone Bank.....	2	2	2	405	405	406
Distance Learning and Telemedicine Program.....	27	27	20	744	744	770
Foreign Agricultural Service.....	.....	.....	.....	1,163	1,163	1,163
Department of Commerce:						
National Oceanic and Atmospheric Administration:						
Fisheries Finance.....	3	3	20	539	539	542
Fishing Vessel Obligations.....	.....	.....	.....	1	1	1
Department of Defense - Military Programs:						
Arms Initiative Loans.....	.....	.....	.....	(**)	(**)	(**)
Family Housing Improvement Loans.....	47	47	48	778	778	825
Department of Education:						
College Housing and Academic Facilities Loans.....	.....	.....	.....	57	57	57
Federal Direct Student Loans.....	84,714	84,714	65,043	436,233	436,233	520,947
Teach Grant Loans.....	70	70	51	281	281	350
Temporary Student Loan Purchase Authority.....	300	300	.....	80,265	80,265	80,565
Federal Family Education Loans.....	.....	.....	.....	29,484	29,484	29,484
Department of Energy:						
Bonneville Power Administration Fund.....	100	100	65	2,943	2,943	3,043
Western Area Power Administration - Recovery Act.....	.....	.....	.....	161	161	161
Department of Health and Human Services:						
Health Education Assistance Loans.....	.....	.....	.....	1	1	1
Department of Homeland Security:						
National Flood Insurance Fund.....	.....	.....	.....	17,750	17,750	17,750
Disaster Assistance Loan Fund.....	.....	.....	.....	4	4	4
Department of Housing and Urban Development:						
Public and Indian Housing Programs:						
Low-Rent Public Housing - Loans and Other Expenses.....	.....	.....	.....	20	20	20
Housing Programs:						
Emergency Homeowners' Relief Fund.....	.....	.....	.....	23	23	23
Federal Housing Administration.....	.....	.....	.....	6,032	6,032	6,032
Green Retrofit Program for Multifamily Housing-Recovery Act.....	.....	.....	.....	15	15	15

**Table 6. Schedule C (Memorandum)-Federal Agency Borrowing Financed Through the Issue of Treasury Securities, October 2011 and Other Periods**

Classification	[\$ millions]					
	Transactions			Account Balances Current Fiscal Year		
	This Month	Fiscal Year to Date		Beginning of		Close of This Month
This Year		Prior Year	This Year	This Month		
<b>Borrowing from the Treasury:—Continued</b>						
Department of the Interior:						
Helium Fund .....	.....	.....	.....	224	224	224
Bureau of Reclamation Loan Fund .....	.....	.....	.....	36	36	36
Bureau of Indian Affairs .....	.....	.....	.....	7	7	7
Assistance to American Samoa Loan Fund .....	.....	.....	.....	10	10	10
Department of Labor:						
Black Lung Disability Trust Fund.....	.....	.....	.....	5,533	5,533	5,533
Department of State:						
Repatriation Loans.....	(**)	(**)	.....	3	3	3
Department of Transportation:						
Federal Aviation Administration:						
Aircraft Purchase Loan Guarantee Program .....	(**)	(**)	.....	(**)	(**)	.....
Federal Highway Administration:						
Transportation Infrastructure Finance and Innovation Fund.....	31	31	207	3,633	3,633	3,664
Federal Railroad Administration:						
Railroad Rehabilitation and Improvement Loan Fund .....	25	25	1	509	509	534
Other.....	.....	.....	.....	(**)	(**)	(**)
Maritime Administration:						
Ocean Freight Differential .....	-95	-95	.....	95	95	.....
Maritime Guaranteed Loan (Title XI) Fund .....	.....	.....	.....	104	104	104
Department of Treasury:						
Departmental Offices:						
Community Development Financial Institutions Fund .....	.....	.....	.....	36	36	36
Housing and Economic Recovery Programs.....	.....	.....	.....	71,890	71,890	71,890
Temporary Credit and Liquidity Program .....	.....	.....	.....	14,852	14,852	14,852
Troubled Assets Insurance Financing Fund .....	.....	.....	.....	833	833	833
Troubled Asset Relief Program.....	.....	.....	.....	128,664	128,664	128,664
Small Business Lending Financing Fund .....	.....	.....	.....	3,736	3,736	3,736
Federal Financing Bank Revolving Fund .....	878	878	-7,711	45,257	45,257	46,135
Department of Veterans Affairs:						
Veterans Housing Benefit Program Fund.....	1,360	1,360	259	1,599	1,599	2,959
Native American Veteran Housing Fund.....	11	11	2	74	74	85
Vocational Rehabilitation Loan Fund .....	.....	.....	(**)	1	1	1
Corps of Engineers:						
Washington Aqueduct.....	.....	.....	.....	5	5	5
Environmental Protection Agency:						
Abatement, Control, and Compliance Loan Program .....	.....	.....	.....	3	3	3
General Services Administration:						
Land Acquisition and Development Fund.....	.....	.....	.....	(**)	(**)	(**)
International Assistance Program:						
International Security Assistance:						
Foreign Military Loan Program.....	.....	.....	.....	11	11	11
Military Debt Reduction.....	.....	.....	.....	32	32	32
Agency for International Development:						
International Debt Reduction .....	.....	.....	.....	478	478	478
Development Credit Authority Loan Fund .....	.....	.....	.....	(**)	(**)	(**)
Overseas Private Investment Corporation .....	12	12	43	1,828	1,828	1,840
International Monetary Programs.....	.....	.....	.....	1,948	1,948	1,948
Small Business Administration:						
Business Loan Fund .....	.....	.....	.....	3,905	3,905	3,905
Disaster Loan Fund .....	.....	.....	.....	7,284	7,284	7,284
Independent Agencies:						
Export-Import Bank of the United States.....	494	494	103	8,279	8,279	8,773
Federal Communications Commission:						
Spectrum Auction Loan Fund .....	.....	.....	.....	50	50	50
National Credit Union Administration .....	.....	.....	4,000	3,500	3,500	3,500
Presidio Trust Fund .....	.....	.....	.....	50	50	50
Railroad Retirement Board:						
Social Security Equivalent Benefit Account.....	332	332	332	3,484	3,484	3,816
Smithsonian Institution:						
John F. Kennedy Center Parking Facilities.....	.....	.....	.....	20	20	20
<b>Total Agency Borrowing from the Treasury</b>						
<b>Financed Through Treasury Securities Issued .....</b>	<b>93,607</b>	<b>93,607</b>	<b>69,029</b>	<b>937,923</b>	<b>937,923</b>	<b>1,031,529</b>



**Table 6. Schedule C (Memorandum)-Federal Agency Borrowing Financed Through the Issue of Treasury Securities, October 2011 and Other Periods**

Classification	[\$ millions]					
	This Month	Transactions		Account Balances Current Fiscal Year		
		Fiscal Year to Date		Beginning of		Close of This Month
		This Year	Prior Year	This Year	This Month	
<b>Borrowing from the Federal Financing Bank:</b>						
Department of Agriculture:						
Rural Utilities Service:						
Rural Electrification and Telecommunications Fund .....	466	466	540	34,178	34,178	34,644
Department of Defense - Military Programs:						
Department of the Navy .....	.....	.....	.....	1,624	1,624	1,624
Defense Agencies.....	.....	.....	.....	-1,624	-1,624	-1,624
Department of Education:						
Historically Black College and University Capital Financing Fund .....	1	1	8	778	778	780
Department of Energy:						
Title 17 Innovative Technology Loans.....	326	326	145	6,921	6,921	7,247
Department of Health and Human Services:						
Health Maintenance Organization Loan and Loan Guarantee Fund.....	.....	.....	.....	(**)	(**)	(**)
Department of Transportation:						
Railroad Rehabilitation and Improvement Loan Fund .....	.....	.....	.....	1	1	1
Department of Veterans Affairs:						
Guaranteed Transitional Housing for Homeless Veterans .....	.....	.....	.....	5	5	5
General Services Administration:						
Federal Buildings Fund .....	-12	-12	-1	1,897	1,897	1,884
International Assistance Program:						
Foreign Military Financing Program .....	.....	.....	(**)	294	294	294
Small Business Administration:						
Business Loan Fund .....	(**)	(**)	(**)	1	1	(**)
Independent Agencies:						
National Credit Union Administration .....	.....	.....	-10,005	.....	.....	.....
Postal Service.....	85	85	1,598	13,000	13,000	13,085
<b>Total Borrowing from the Federal Financing Bank .....</b>	<b>866</b>	<b>866</b>	<b>-7,716</b>	<b>57,075</b>	<b>57,075</b>	<b>57,941</b>

Note: This table includes lending by the Federal Financing Bank accomplished by the purchase of agency financial assets, by the acquisition of agency debt securities, and by direct loans on behalf of an agency. The Federal Financing Bank borrows from Treasury and issues its own securities and in turn may loan these funds to agencies in lieu of agencies borrowing directly through Treasury or issuing their own securities.

... No Transactions

(\*\*) Less than \$500,000

Note: Details may not add to totals due to rounding.

**Table 6. Schedule D-Investments of Federal Government Accounts in Federal Securities, October 2011 and Other Periods**

Classification	[\$ millions]					
	Net Purchases or Sales (-)			Securities Held as Investments Current Fiscal Year		
	This Month	Fiscal Year to Date		Beginning of		Close of This Month
This Year		Prior Year	This Year	This Month		
<b>Federal Funds:</b>						
Department of Agriculture .....	.....	.....	-2	134	134	134
Department of Commerce.....	3	3	3	.....	.....	3
Department of Defense-Military Programs:						
Defense Cooperation Account .....	.....	.....	(**)	8	8	8
Department of Energy.....	249	249	224	53,274	53,274	53,523
Department of Health and Human Services.....	.....	.....	.....	2,093	2,093	2,093
Department of Housing and Urban Development:						
Housing Programs:						
Federal Housing Administration Fund.....	574	574	266	4,161	4,161	4,735
Government National Mortgage Association:						
Guarantees of Mortgage-Backed Securities .....	115	115	-18	2,134	2,134	2,249
Department of the Interior.....	543	543	-13	6,808	6,808	7,351
Department of Labor.....	718	718	-38	15,793	15,793	16,512
Department of Transportation.....	-29	-29	-2	1,675	1,675	1,646
Department of the Treasury.....	(**)	(**)	-4	24,799	24,799	24,800
Department of Veterans Affairs:						
Veterans Reopened Insurance Fund.....	-3	-3	-3	281	281	278
Servicemen's Group Life Insurance Fund.....	.....	.....	.....	1	1	1
Other Defense Civil Programs:						
Uniformed Services Retiree Health Care Fund.....	16,184	16,184	18,622	161,741	161,741	177,926
Office of Personnel Management:						
Postal Service Contributions.....	.....	.....	.....	43,708	43,708	43,708
Independent Agencies:						
Federal Deposit Insurance Corporation:						
Deposit Insurance Fund.....	-877	-877	-752	42,227	42,227	41,350
FSLIC Resolution Fund.....	3	3	3	3,374	3,374	3,378
Federal Housing Finance Agency.....	79	79	81	78	78	157
National Credit Union Administration .....	-1,930	-1,930	-84	15,075	15,075	13,145
Postal Service.....	-815	-815	-192	1,815	1,815	999
Tennessee Valley Authority .....	(**)	(**)	-200	25	25	25
Other .....	-43	-43	-145	14,849	14,849	14,805
Other .....	253	253	160	8,083	8,083	8,336
Total Treasury Securities.....	15,024	15,024	17,909	402,135	402,135	417,159
<b>Total Federal Funds.....</b>	<b>15,024</b>	<b>15,024</b>	<b>17,909</b>	<b>402,135</b>	<b>402,135</b>	<b>417,159</b>
<b>Trust Funds:</b>						
Legislative Branch:						
Library of Congress .....	(**)	(**)	-1	40	40	40
United States Tax Court.....	.....	.....	.....	11	11	11
Other .....	(**)	(**)	1	33	33	33
Judicial Branch:						
Judicial Retirement Funds .....	-4	-4	-4	918	918	914
Department of Agriculture.....	.....	.....	-26	.....	.....	.....
Department of Defense-Military Programs:						
Voluntary Separation Incentive Fund.....	19	19	23	358	358	377
Other .....	-1	-1	(**)	859	859	858
Department of Health and Human Services:						
Federal Hospital Insurance Trust Fund.....	-439	-439	-3,532	245,939	245,939	245,501
Federal Supplementary Medical Insurance Trust						
Fund .....	8,082	8,082	-343	70,446	70,446	78,529
Other .....	28	28	37	3,137	3,137	3,164

**Table 6. Schedule D-Investments of Federal Government Accounts in Federal Securities, October 2011 and Other Periods**  
 [\$ millions]

Classification	Net Purchases or Sales (-)			Securities Held as Investments Current Fiscal Year		
	This Month	Fiscal Year to Date		Beginning of		Close of This Month
		This Year	Prior Year	This Year	This Month	
<b>Trust Funds:—Continued</b>						
Department of Homeland Security.....	58	58	6	4,108	4,108	4,165
Department of the Interior .....	-17	-17	10	58	58	41
Department of Labor:						
Unemployment Trust Fund .....	-3,373	-3,373	-2,540	16,030	16,030	12,658
Other .....	-11	-11	-7	62	62	51
Department of State:						
Foreign Service Retirement and Disability Fund .....	-24	-24	-44	16,397	16,397	16,372
Other .....	.....	.....	(**)	36	36	36
Department of Transportation:						
Airport and Airway Trust Fund .....	809	809	1,019	8,641	8,641	9,450
Highway Trust Fund.....	-686	-686	-1,898	16,302	16,302	15,616
Department of Treasury.....	-14	-14	-60	1,239	1,239	1,226
Department of Veterans Affairs:						
General Post Fund, National Homes .....	.....	.....	.....	81	81	81
National Service Life Insurance .....	-68	-68	-72	7,541	7,541	7,473
United States Government Life Insurance Fund .....	(**)	(**)	(**)	17	17	17
Veterans Special Life Insurance Fund .....	-10	-10	-10	1,981	1,981	1,972
Corps of Engineers.....	108	108	96	6,377	6,377	6,485
Other Defense Civil Programs:						
Military Retirement Fund.....	66,131	66,131	58,777	326,040	326,040	392,171
Other .....	-28	-28	35	2,171	2,171	2,142
Environmental Protection Agency.....	-63	-63	-48	6,959	6,959	6,896
National Aeronautics and Space Administration .....	.....	.....	.....	15	15	15
Office of Personnel Management:						
Civil Service Retirement and Disability Fund:						
Treasury Securities.....	-4,183	-4,183	-3,444	803,813	803,813	799,630
Employees Life Insurance Fund.....	63	63	123	39,678	39,678	39,741
Employees and Retired Employees Health Benefits Fund .....	-69	-69	402	19,194	19,194	19,124
Social Security Administration:						
Federal Old-Age and Survivors Insurance Trust						
Fund .....	-3,038	-3,038	-2,387	2,492,531	2,492,531	2,489,493
Federal Disability Insurance Trust Fund.....	-3,952	-3,952	-3,247	161,965	161,965	158,013
Independent Agencies:						
Harry S. Truman Memorial Scholarship Trust Fund.....	(**)	(**)	(**)	48	48	48
Japan-United States Friendship Commission .....	.....	.....	.....	39	39	39
Railroad Retirement Board:						
Treasury Securities.....	-78	-78	-104	2,157	2,157	2,080
Agency Securities .....	.....	.....	1	6	6	6
Other .....	130	130	-16	946	946	1,076
Total Treasury Securities .....	59,372	59,372	42,748	4,256,166	4,256,166	4,315,538
Total Agency Securities .....	.....	.....	1	6	6	6
<b>Total Trust Funds .....</b>	<b>59,372</b>	<b>59,372</b>	<b>42,749</b>	<b>4,256,172</b>	<b>4,256,172</b>	<b>4,315,544</b>
<b>Grand Total .....</b>	<b>74,396</b>	<b>74,396</b>	<b>60,659</b>	<b>4,658,307</b>	<b>4,658,307</b>	<b>4,732,703</b>

... No Transactions  
 (\*\*) Less than \$500,000

Note: Investments are in Treasury securities unless otherwise noted.  
 Note: Details may not add to totals due to rounding.

**Table 6. Schedule E-Net Activity, Guaranteed and Direct Loan Financing, October 2011 and Other Periods**

Classification	[\$ millions]					
	Net Transactions (-) denotes net reduction of assets accounts			Account Balances Current Fiscal Year		
	This Month	Fiscal Year to Date		Beginning of		Close of This Month
This Year		Prior Year	This Year	This Month		
<b>Guaranteed Loan Financing Activity:</b>						
Department of Agriculture:						
Farm Service Agency:						
Commodity Credit Corporation Export Fund .....	-4	-4	10	524	524	520
Agricultural Credit Insurance Fund.....	(**)	(**)	(**)	-285	-285	-285
Rural Housing Service:						
Rural Community Facility Loans .....	(**)	(**)	(**)	-56	-56	-57
Rural Housing Insurance Fund .....	-31	-31	-27	-2,022	-2,022	-2,054
Rural Business-Cooperative Service:						
Rural Business and Industry Loans .....	2	2	9	-323	-323	-321
Renewable Energy Guaranteed Loan Account .....	(**)	(**)	(**)	-15	-15	-15
Biorefinery Assistance Loan Account.....	-20	-20	.....	-63	-63	-83
Rural Utilities Service:						
Rural Water and Waste Disposal Fund.....	(**)	(**)	.....	-24	-24	-24
Department of Commerce:						
General Administration:						
Emergency Oil, Gas, and Steel Account.....	.....	.....	.....	5	5	5
National Oceanic and Atmospheric Administration:						
Fishing Vessel Obligations.....	.....	.....	(**)	1	1	1
Department of Defense-Military Programs.....	.....	.....	(**)	-17	-17	-17
Department of Education:						
Office of Student Financial Assistance:						
Federal Family Education Loans.....	238	238	35	15,755	15,755	15,993
Department of Energy:						
Title 17 Innovative Technology Loans.....	-14	-14	.....	-77	-77	-91
Health Resources and Services Administration:						
Health Center Loans .....	.....	.....	.....	-3	-3	-3
Health Education Assistance Loans.....	.....	.....	(**)	-72	-72	-72
Department of Housing and Urban Development:						
Public and Indian Housing Programs:						
Indian Housing Loans .....	-5	-5	-1	-31	-31	-37
Native Hawaiian Housing Loans .....	(**)	(**)	.....	-7	-7	-7
Community Planning and Development:						
Community Development Loans.....	14	14	.....	-90	-90	-76
Housing Programs:						
FHA-Mutual Mortgage Insurance Loans .....	710	710	959	-25,467	-25,467	-24,757
FHA-General and Special Risk Fund.....	105	105	57	-7,140	-7,140	-7,035
Home Ownership Preservation Entity Fund .....	(**)	(**)	-1	-19	-19	-19
Government National Mortgage Association:						
Guarantees of Mortgaged-Backed Securities .....	80	80	-166	5,698	5,698	5,779

**Table 6. Schedule E-Net Activity, Guaranteed and Direct Loan Financing, October 2011 and Other Periods**

Classification	[\$ millions]					
	Net Transactions (-) denotes net reduction of assets accounts			Account Balances Current Fiscal Year		
	This Month	Fiscal Year to Date		Beginning of		Close of This Month
This Year		Prior Year	This Year	This Month		
<b>Guaranteed Loan Financing Activity:—Continued</b>						
Department of the Interior:						
Bureau of Indian Affairs .....	(**)	(**)	(**)	-69	-69	-69
Department of Transportation:						
Office of the Secretary:						
Minority Business Resource Center Fund.....	(**)	(**)	.....	(**)	(**)	(**)
Federal Highway Administration:						
Transportation Infrastructure Finance and Innovation Fund.....	.....	.....	.....	(**)	(**)	(**)
Maritime Administration:						
Maritime Guaranteed Loan (Title XI) Fund.....	(**)	(**)	(**)	-93	-93	-93
Department of the Treasury:						
Departmental Offices:						
Air Transportation Stabilization Fund .....	.....	.....	.....	(**)	(**)	(**)
Troubled Assets Insurance Financing Fund.....	.....	.....	-2,249	773	773	773
Troubled Asset Relief Program.....	.....	.....	.....	-1	-1	-1
Department of Veterans Affairs:						
Veterans Benefits Administration:						
Veterans Housing Benefit Program Fund.....	-217	-217	119	-3,492	-3,492	-3,710
Guaranteed Transitional Housing Loans for Homeless Veterans.....	(**)	(**)	(**)	(**)	(**)	(**)
International Assistance Program:						
Agency for International Development:						
Loan Guarantees to Israel .....	.....	.....	.....	-1,972	-1,972	-1,972
Urban and Environmental Credit Guaranteed Loans .....	.....	.....	.....	-74	-74	-74
Microenterprise and Small Enterprise Development .....	(**)	(**)	.....	.....	.....	(**)
Development Credit Authority Loan Fund .....	(**)	(**)	(**)	-37	-37	-37
Loan Guarantees to Egypt.....	.....	.....	.....	-201	-201	-201
Overseas Private Investment Corporation .....	-8	-8	-8	-83	-83	-91
Small Business Administration:						
Business Loan Fund.....	86	86	143	-1,824	-1,824	-1,737
Independent Agencies:						
Export-Import Bank of the United States.....	-6	-6	-1	-1,310	-1,310	-1,315
<b>Net Activity, Guaranteed Loan Financing .....</b>	<b>928</b>	<b>928</b>	<b>-1,123</b>	<b>-22,113</b>	<b>-22,113</b>	<b>-21,184</b>

**Table 6. Schedule E-Net Activity, Guaranteed and Direct Loan Financing, October 2011 and Other Periods**

[\$ millions]

Classification	Net Transactions (-) denotes net reduction of assets accounts			Account Balances Current Fiscal Year		
	This Month	Fiscal Year to Date		Beginning of		Close of This Month
		This Year	Prior Year	This Year	This Month	
<b>Direct Loan Financing Activity:</b>						
Department of Agriculture:						
Farm Service Agency:						
Agricultural Credit Insurance Fund.....	-45	-45	-27	6,780	6,780	6,735
Farm Storage Facility Loans .....	5	5	19	683	683	688
Apple Loans Fund.....	(**)	(**)	.....	(**)	(**)	(**)
Emergency Boll Weevil Loan Fund .....	.....	.....	.....	-1	-1	-1
Natural Resources Conservation Service:						
Agricultural Resource Conservation Demonstration Program .....	.....	.....	.....	(**)	(**)	(**)
Rural Housing Service:						
Rural Community Facility Loans Fund .....	40	40	39	3,387	3,387	3,427
Rural Housing Insurance Fund .....	-20	-20	67	15,307	15,307	15,287
Multifamily Housing Revitalization Loan Account.....	3	3	5	159	159	161
Rural Business-Cooperative Service:						
Rural Business and Industry Loan Fund .....	(**)	(**)	(**)	15	15	15
Rural Development Loan Fund .....	-3	-3	-2	297	297	294
Rural Economic Development Loan Fund.....	(**)	(**)	(**)	100	100	100
Rural Microenterprise Investment Loans.....	1	1	.....	7	7	8
Rural Utilities Service:						
Rural Water and Waste Disposal Loans .....	39	39	71	9,283	9,283	9,322
Rural Electrification and Telecommunications Fund .....	341	341	208	42,218	42,218	42,559
Rural Telephone Bank .....	-4	-4	-2	393	393	390
Distance Learning and Telemedicine Program .....	22	22	15	714	714	736
Rural Development Insurance Fund .....	.....	.....	.....	1,065	1,065	1,065
Foreign Agricultural Service:						
P.L. 480 Direct Loan Fund.....	-13	-13	-13	917	917	904
International Debt Reduction .....	-1	-1	-1	28	28	27
Department of Commerce:						
National Oceanic and Atmospheric Administration:						
Fisheries Finance .....	(**)	(**)	18	539	539	539
Department of Defense-Military Programs .....						
.....	-4	-4	-16	778	778	774
Department of Education:						
Office of Postsecondary Education:						
College Housing and Academic Facilities Loans.....	(**)	(**)	(**)	7	7	7
Historically Black College and University Capital Financing Fund.....	1	1	8	437	437	439
Office of Student Financial Assistance:						
Federal Direct Student Loans .....	10,749	10,749	9,268	374,758	374,758	385,507
Teach Grant Loans .....	10	10	11	253	253	263
Temporary Student Loan Purchase Authority .....	-526	-526	2,227	118,457	118,457	117,932
Department of Energy:						
Advanced Technology Vehicles Manufacturing Loans.....	72	72	59	3,359	3,359	3,431
Title 17 Innovative Technology Loans.....	147	147	27	1,700	1,700	1,847
Department of Homeland Security:						
Disaster Assistance Loan Fund .....	(**)	(**)	.....	-11	-11	-11
Department of Housing and Urban Development:						
Housing Programs:						
Emergency Homeowners' Relief Fund.....	.....	.....	.....	(**)	(**)	(**)
FHA-Mutual Mortgage Insurance Loans .....	(**)	(**)	(**)	-5	-5	-5
FHA-General and Special Risk Fund .....	.....	.....	.....	(**)	(**)	(**)
Green Retrofit Program for Multifamily Housing Fund.....	-1	-1	-3	15	15	14

**Table 6. Schedule E-Net Activity, Guaranteed and Direct Loan Financing, October 2011 and Other Periods**

Classification	[\$ millions]					
	Net Transactions (-) denotes net reduction of assets accounts			Account Balances Current Fiscal Year		
	This Month	Fiscal Year to Date		Beginning of		Close of
	This Year	Prior Year	This Year	This Month	This Month	
<b>Direct Loan Financing Activity:—Continued</b>						
Department of the Interior:						
Bureau of Reclamation .....	.....	.....	.....	18	18	18
Bureau of Indian Affairs .....	(**)	(**)	(**)	3	3	3
Assistance to American Samoa Loan Fund .....	.....	.....	.....	10	10	10
Department of State:						
Administration of Foreign Affairs:						
Repatriation Loans .....	(**)	(**)	(**)	-9	-9	-9
Department of Transportation:						
Federal Highway Administration:						
Transportation Infrastructure Finance and Innovation Fund .....	32	32	206	3,600	3,600	3,633
Federal Railroad Administration:						
Railroad Rehabilitation and Improvement Loan Fund .....	25	25	1	491	491	516
Department of the Treasury:						
Departmental Offices:						
Community Development Financial Institutions Fund .....	-1	-1	(**)	36	36	35
GSE Mortgage-Backed Securities Purchase Program .....	-10,870	-10,870	-5,569	69,107	69,107	58,237
Temporary Credit and Liquidity Program .....	-50	-50	-11	14,338	14,338	14,287
Troubled Asset Relief Program .....	-138	-138	-675	103,363	103,363	103,225
Small Business Lending Program .....	-9	-9	.....	3,736	3,736	3,727
Financial Management Service .....	.....	.....	.....	(**)	(**)	(**)
Department of Veterans Affairs:						
Veterans Benefits Administration:						
Veterans Housing Benefit Program Fund .....	8	8	2	1,423	1,423	1,431
Native American Veteran Housing Fund .....	(**)	(**)	(**)	65	65	65
Vocational Rehabilitation Loan Fund .....	(**)	(**)	(**)	1	1	1
Environmental Protection Agency:						
Abatement, Control, and Compliance Loan Program .....						
.....	.....	.....	(**)	2	2	2
International Assistance Program:						
International Security Assistance:						
Foreign Military Loan Program .....	.....	.....	.....	11	11	11
Military Debt Reduction .....	.....	.....	.....	32	32	32
Agency for International Development:						
International Debt Reduction .....	.....	.....	(**)	141	141	141
Overseas Private Investment Corporation .....	6	6	36	1,369	1,369	1,376
International Monetary Programs .....	.....	.....	.....	-29	-29	-29
Small Business Administration:						
Business Loan Fund .....	3	3	(**)	98	98	100
Disaster Loan Fund .....	-22	-22	-32	6,163	6,163	6,141
Independent Agencies:						
Export-Import Bank of the United States .....	370	370	221	6,800	6,800	7,170
Federal Communications Commission:						
Spectrum Auction Loan Fund .....	(**)	(**)	.....	13	13	13
<b>Net Activity, Direct Loan Financing .....</b>	<b>166</b>	<b>166</b>	<b>6,153</b>	<b>792,423</b>	<b>792,423</b>	<b>792,589</b>

Note: Federal credit programs provide benefits to the public in the form of direct loans and loan guarantees. This table reflects cash transactions and balances of the nonbudgetary financing fund accounts that result from the disbursement of loans, collection of fees, repayment of principle, sale of collateral, interest, and subsidy received from the credit program accounts at net present value in accordance with the Credit Reform Act of 1990. Unreimbursed costs such as administrative expenses and subsidy payments are reported on a cash basis and included within each program's budgetary totals in Table 5.

... No Transactions

(\*\*) Less than \$500,000

Note: Details may not add to totals due to rounding.

**Table 7. Receipts and Outlays of the U.S. Government by Month, Fiscal Year 2012**

[\$ millions]

Classification	Oct.	Nov.	Dec.	Jan.	Feb.	March	April	May	June	July	Aug.	Sept.	Fiscal Year to Date	Comparable Period Prior F.Y.
<b>Receipts:</b>														
Individual Income Taxes .....	86,747												86,747	71,399
Corporation Income Taxes.....	2,466												2,466	-4,404
Social Insurance And Retirement Receipts:														
Employment and General Retirement.....	54,528												54,528	61,034
Unemployment Insurance.....	2,745												2,745	1,677
Other Retirement.....	293												293	382
Excise Taxes .....	4,870												4,870	4,476
Estate and Gift Taxes .....	1,021												1,021	281
Customs Duties .....	2,844												2,844	2,619
Miscellaneous Receipts.....	7,558												7,558	8,488
<b>Total--Receipts This Year.....</b>	<b>163,072</b>												<b>163,072</b>	<b>.....</b>
<b>(On-Budget).....</b>	<b>123,769</b>												<b>123,769</b>	<b>.....</b>
<b>(Off-Budget).....</b>	<b>39,303</b>												<b>39,303</b>	<b>.....</b>
<i>Total--Receipts Prior Year .....</i>	<i>145,951</i>												<i>.....</i>	<i>145,951</i>
<i>(On Budget).....</i>	<i>99,702</i>												<i>.....</i>	<i>99,702</i>
<i>(Off Budget).....</i>	<i>46,249</i>												<i>.....</i>	<i>46,249</i>
<b>Outlays:</b>														
Legislative Branch .....	413												413	395
Judicial Branch .....	580												580	598
Department of Agriculture:														
Commodity Credit Corporation and														
Foreign Agricultural Service.....	6,315												6,315	6,267
Other .....	11,687												11,687	10,139
Department of Commerce.....	899												899	789
Department of Defense:														
Military Programs:														
Military Personnel .....	23,231												23,231	27,438
Operation and Maintenance.....	20,458												20,458	21,813
International Reconstruction and Other Assistance .....	(**)												(**)	(**)
Procurement.....	8,811												8,811	9,362
Research, Development, Test, and Evaluation.....	3,890												3,890	4,839
Military Construction .....	1,351												1,351	1,465
Family Housing.....	168												168	453
Revolving and Management Funds .....	-191												-191	78
Other .....	336												336	-48
<b>Total Military Programs.....</b>	<b>58,055</b>												<b>58,055</b>	<b>65,401</b>
Department of Education .....	4,075												4,075	7,645
Department of Energy.....	2,983												2,983	2,900
Department of Health and Human Services:														
National Institutes of Health.....														
Centers for Medicare And Medicaid Services:														
Grants to States for Medicaid .....	19,652												19,652	23,794
Federal Hospital Ins. Trust Fund.....	15,174												15,174	18,008
Federal Supp. Med. Ins. Trust Fund .....	14,529												14,529	24,731
Other .....	15,934												15,934	18,905
Administration for Children and Families.....	4,005												4,005	4,873
Other .....	-18,722												-18,722	-21,462
Department of Homeland Security.....	5,002												5,002	3,890
Department of Housing and Urban Development .....	3,921												3,921	4,174
Department of the Interior .....	1,019												1,019	796
Department of Justice.....	3,049												3,049	2,353
Department of Labor:														
Unemployment Trust Fund .....	7,779												7,779	10,041
Other .....	-690												-690	298
Department of State.....	2,233												2,233	1,867
Department of Transportation:														
Highway Trust Fund.....	3,811												3,811	3,467
Other .....	3,482												3,482	3,715



**Table 7. Receipts and Outlays of the U.S. Government by Month, Fiscal Year 2012**

[\$ millions]

Classification	Oct.	Nov.	Dec.	Jan.	Feb.	March	April	May	June	July	Aug.	Sept.	Fiscal Year to Date	Comparable Period Prior F.Y.
<b>Outlays—Continued</b>														
Department of the Treasury:														
Interest on Treasury Debt Securities (Gross).....	27,771												27,771	24,143
Other .....	5,188												5,188	3,386
Department of Veterans Affairs:														
Compensation And Pensions.....	585												585	4,073
National Service Life.....	72												72	81
Other .....	5,332												5,332	6,111
Corps of Engineers.....	755												755	882
Other Defense Civil Programs .....	-696												-696	3,588
Environmental Protection.....	549												549	1,019
Executive Office of the President.....	34												34	51
General Services Administration.....	112												112	20
International Assistance Program:														
International Security Assistance.....	444												444	681
Multilateral Assistance .....	460												460	482
Agency for International Development.....	360												360	411
Other .....	-43												-43	-578
National Aeronautics and Space Administration .....	1,168												1,168	1,247
National Science Foundation.....	610												610	546
Office of Personnel Management .....	6,972												6,972	6,269
Small Business Administration.....	113												113	90
Social Security Administration:														
Federal Old-Age and Survivors Ins.														
Trust Fund (Off-Budget).....	50,352												50,352	48,874
Federal Disability Ins. Trust														
Fund (Off-Budget).....	10,980												10,980	10,822
Other .....	156												156	3,999
Independent Agencies:														
Fed. Deposit Ins. Corp:														
Deposit Insurance Fund.....	804												804	748
FSLIC Resolution Fund.....	-7												-7	-11
Postal Service:														
Off-Budget:														
Public Enterprise Funds.....	745												745	1,708
Other.....	34												34	37
Other .....														94
Tennessee Valley Authority.....	-356												-356	298
Other Independent Agencies .....	6,632												6,632	-4,435
Undistributed Offsetting Receipts:														
Employer Share, Employee Retirement.....	-21,363												-21,363	-21,471
Interest Received by Trust Funds.....	-3,615												-3,615	-3,141
Rents and Royalties on Outer														
Continental Shelf Lands.....	-370												-370	76
<b>Totals This Year:</b>														
<b>Total Outlays.....</b>	<b>261,539</b>												<b>261,539</b>	<b>.....</b>
(On-Budget).....	<b>214,770</b>												<b>214,770</b>	<b>.....</b>
(Off-Budget).....	<b>46,768</b>												<b>46,768</b>	<b>.....</b>
<b>Total-Surplus (+) or Deficit (-).....</b>	<b>-98,466</b>												<b>-98,466</b>	<b>.....</b>
(On-Budget).....	<b>-91,001</b>												<b>-91,001</b>	<b>.....</b>
(Off-Budget).....	<b>-7,465</b>												<b>-7,465</b>	<b>.....</b>
<b>Total Borrowing from the Public .....</b>	<b>132,149</b>												<b>132,149</b>	<b>47,790</b>
<i>Total Outlays Prior Year .....</i>	<i>286,384</i>												<i>.....</i>	<i>286,384</i>
(On-Budget).....	<i>232,255</i>												<i>.....</i>	<i>232,255</i>
(Off-Budget).....	<i>54,128</i>												<i>.....</i>	<i>54,128</i>
<i>Total-Surplus (+) or Deficit (-) Prior Year .....</i>	<i>-140,432</i>												<i>.....</i>	<i>-140,432</i>
(On-Budget).....	<i>-132,553</i>												<i>.....</i>	<i>-132,553</i>
(Off-Budget).....	<i>-7,879</i>												<i>.....</i>	<i>-7,879</i>

... No Transactions

(\*\*) Less than \$500,000

Note: Details may not add to totals due to rounding.

**Table 8. Trust Fund Impact on Budget Results and Investment Holdings as of October 31, 2011**

Classification	[\$ millions]								
	This Month			Fiscal Year to Date			Securities Held as Investments Current Fiscal Year		
	Receipts	Outlays	Excess	Receipts	Outlays	Excess	Beginning of		Close of
							This Year	This Month	This Month
<b>Trust Receipts, Outlays, and Investments Held:</b>									
Airport and Airway .....	257	853	-596	257	853	-596	8,641	8,641	9,450
Black Lung Disability.....	14	22	-8	14	22	-8	.....	.....	.....
Federal Disability Insurance.....	7,209	10,980	-3,771	7,209	10,980	-3,771	161,965	161,965	158,013
Federal Employees Life and Health.....	.....	15	-15	.....	15	-15	58,872	58,872	58,866
Federal Employees Retirement .....	1,923	6,122	-4,199	1,923	6,122	-4,199	821,138	821,138	816,927
Federal Hospital Insurance.....	15,610	15,248	362	15,610	15,248	362	245,939	245,939	245,501
Federal Old-Age and Survivors Insurance .....	47,437	50,352	-2,916	47,437	50,352	-2,916	2,492,531	2,492,531	2,489,493
Federal Supplementary Medical Insurance.....	20,137	14,529	5,609	20,137	14,529	5,609	70,446	70,446	78,529
Hazardous Substance Superfund .....	2	71	-69	2	71	-69	3,509	3,509	3,445
Highways.....	815	4,915	-4,100	815	4,915	-4,100	16,302	16,302	15,616
Military Advances.....	1,685	1,851	-167	1,685	1,851	-167	.....	.....	.....
Military Retirement.....	75,380	373	75,008	75,380	373	75,008	326,040	326,040	392,171
Railroad Retirement.....	-966	936	-1,902	-966	936	-1,902	2,163	2,163	2,085
Unemployment .....	22,315	7,787	14,528	22,315	7,787	14,528	16,030	16,030	12,658
Veterans Life Insurance.....	12	92	-81	12	92	-81	9,539	9,539	9,462
All Other Trust .....	566	285	281	566	285	281	23,056	23,056	23,328
<b>Total Trust Fund Receipts and Outlays and Investments Held from Table 6-D.....</b>	<b>192,395</b>	<b>114,431</b>	<b>77,965</b>	<b>192,395</b>	<b>114,431</b>	<b>77,965</b>	<b>4,256,172</b>	<b>4,256,172</b>	<b>4,315,544</b>
Less: Interfund Transactions.....	133,493	133,493	.....	133,493	133,493	.....			
Trust Fund Receipts and Outlays on the Basis of Tables 4 & 5 .....	58,902	-19,062	77,965	58,902	-19,062	77,965			
<b>Total Federal Fund Receipts and Outlays.....</b>	<b>104,249</b>	<b>280,680</b>	<b>-176,431</b>	<b>104,249</b>	<b>280,680</b>	<b>-176,431</b>			
Less: Interfund Transactions.....	79	79	.....	79	79	.....			
Federal Fund Receipts and Outlays on The Basis of Table 4 & 5.....	104,170	280,601	-176,431	104,170	280,601	-176,431			
<b>Net Budget Receipts &amp; Outlays .....</b>	<b>163,072</b>	<b>261,539</b>	<b>-98,466</b>	<b>163,072</b>	<b>261,539</b>	<b>-98,466</b>			

Note: Interfund receipts and outlays are transactions between Federal funds and trust funds such as Federal payments and contributions, and interest and profits on investments in Federal securities. They have no net effect on overall budget receipts and outlays since the receipt side of such transactions is offset against budget outlays. In this table, Interfund receipts are shown as an adjustment to arrive at total receipts and outlays of trust funds respectively. ... No Transactions

**Table 9. Summary of Receipts by Source, and Outlays by Function of the U.S. Government, October 2011 and Other Periods**

Classification	[\$ millions]		
	This Month	Fiscal Year to Date	Comparable Period Prior Fiscal Year
<b>Receipts</b>			
Individual Income Taxes .....	86,747	86,747	71,399
Corporation Income Taxes.....	2,466	2,466	-4,404
<b>Social Insurance and Retirement Receipts:</b>			
Employment and General Retirement.....	54,528	54,528	61,034
Unemployment Insurance.....	2,745	2,745	1,677
Other Retirement.....	293	293	382
Excise Taxes.....	4,870	4,870	4,476
Estate and Gift Taxes .....	1,021	1,021	281
Customs Duties .....	2,844	2,844	2,619
Miscellaneous Receipts .....	7,558	7,558	8,488
<b>Total.....</b>	<b>163,072</b>	<b>163,072</b>	<b>145,951</b>
<b>Net Outlays</b>			
National Defense .....	60,630	60,630	67,963
International Affairs.....	3,320	3,320	2,995
General Science, Space, and Technology.....	2,307	2,307	2,379
Energy.....	982	982	879
Natural Resources and Environment .....	3,136	3,136	3,450
Agriculture .....	7,706	7,706	6,966
Commerce and Housing Credit.....	4,972	4,972	-2,547
Transportation .....	8,762	8,762	8,586
Community and Regional Development.....	3,140	3,140	1,992
Education, Training, Employment and Social Services .....	6,890	6,890	10,114
Health .....	27,622	27,622	30,913
Medicare.....	23,644	23,644	37,175
Income Security.....	30,631	30,631	42,368
Social Security.....	61,329	61,329	59,698
Veterans Benefits and Services.....	6,058	6,058	10,280
Administration of Justice.....	5,409	5,409	4,306
General Government .....	2,057	2,057	1,918
Net Interest.....	24,675	24,675	18,343
Undistributed Offsetting Receipts .....	-21,733	-21,733	-21,395
<b>Total.....</b>	<b>261,539</b>	<b>261,539</b>	<b>286,384</b>

Note: Details may not add to totals due to rounding.

# Explanatory Notes

## 1. Flow of Data into Monthly Treasury Statement

The *Monthly Treasury Statement (MTS)* is assembled from data in the central accounting system. The major sources of data include monthly accounting reports by Federal entities and disbursing officers, and daily reports from the Federal Reserve banks. These reports detail accounting transactions affecting receipts and outlays of the Federal Government and off-budget Federal entities, and their related effect on the assets and liabilities of the U.S. Government. Information is presented in the *MTS* on a modified cash basis.

## 2. Notes on Receipts

Receipts included in the report are classified into the following major categories: (1) budget receipts and (2) offsetting collections (also called applicable receipts). Budget receipts are collections from the public that result from the exercise of the Government's sovereign or governmental powers, excluding receipts offset against outlays. These collections, also called governmental receipts, consist mainly of tax receipts (including social insurance taxes), receipts from court fines, certain licenses, and deposits of earnings by the Federal Reserve System. Refunds of receipts are treated as deductions from gross receipts.

Offsetting collections are from other Government accounts or the public that are of a business-type or market-oriented nature. They are classified into two major categories: (1) offsetting collections credited to appropriations or fund accounts, and (2) offsetting receipts (i.e., amounts deposited in receipt accounts). Collections credited to appropriation or fund accounts normally can be used without appropriation action by Congress. These occur in two instances: (1) when authorized by law, amounts collected for materials or services are treated as reimbursements to appropriations and (2) in the three types of revolving funds (public enterprise, intra governmental, and trust); collections are netted against spending, and outlays are reported as the net amount.

Offsetting receipts in receipt accounts cannot be used without being appropriated. They are subdivided into two categories: (1) proprietary receipts - these collections are from the public and they are offset against outlays by agency and by function, and (2) intra governmental funds - these are payments into receipt accounts from Governmental appropriation or fund accounts. The transactions may be intrabudgetary when the payment and receipt both occur within the budget or from receipts from off-budget Federal entities in those cases where payment is made by a Federal entity whose budget authority and outlays are excluded from the budget totals.

Intrabudgetary transactions are subdivided into three categories: (1) interfund transactions, where the payments are from one fund group (either Federal funds or trust funds) to a receipt account in the other fund group; (2) Federal intrafund transactions, where the payments and receipts both occur within the Federal fund group; and (3) trust intrafund transactions, where the payments and receipts both occur within the trust fund group.

Offsetting receipts are generally deducted from budget authority and outlays by function, by subfunction, or by agency. There are four types of receipts, however, that are deducted from budget totals as undistributed offsetting receipts. They are: (1) agencies' payments (including payments by off-budget Federal entities) as employers into employees retirement funds, (2) interest received by trust funds, (3) rents and royalties on the Outer Continental Shelf lands, and (4) other interest (i.e., interest collected on Outer Continental Shelf money in deposit funds when such money is transferred into the budget).

## 3. Notes on Outlays

Outlays are generally accounted for on the basis of checks issued, electronic funds transferred, or cash payments made. Certain outlays do not require issuance of cash or checks. An example is charges made against appropriations for that part of employees' salaries withheld for taxes or savings bond allotments - these are counted as payments to the employee and credits for whatever purpose the money was withheld. Outlays are stated net of offsetting collections (including receipts of revolving and management funds) and of refunds. Interest on the public debt (public issues) is recognized on the accrual basis. Federal credit programs subject to the Federal Credit Reform Act of 1990 use the cash

basis of accounting and are divided into two components. The portion of the credit activities that involve a cost to the Government (mainly subsidies) is included within the budget program accounts. The remaining portion of the credit activities are in non-budget financing accounts. Outlays of off-budget Federal entities are excluded by law from budget totals. However, they are shown separately and combined with the on-budget outlays to display total Federal outlays.

## 4. Processing

The data on payments and collections are reported by account symbol into the central accounting system. In turn, the data are extracted from this system for use in the preparation of the *MTS*.

There are two major checks which are conducted to assure consistency of the data reported:

1. Verification of payment data. The monthly payment activity reported by Federal entities on the Statements of Transactions is compared to the payment activity of Federal entities as reported by disbursing officers.
2. Verification of collection data. Reported collections appearing on Statements of Transactions are compared to deposits as reported by Federal Reserve Banks.

## 5. Other Sources of Information About Federal Government Financial Activities

- *A Glossary of Terms Used in the Federal Budget Process, 2005* (Available from the U.S. Government Accountability Office, at <http://www.gao.gov/new.items/do5734sp.pdf>/September, or by calling 202-512-6000. This glossary provides a basic reference document of standardized definitions of terms used by the Federal Government in the budget making process.
- *Daily Treasury Statement* (Available on the internet at <http://www.fms.treas.gov/dts/>). The *Daily Treasury Statement* is published each working day of the Federal Government and provides data on the cash and debt operations of the Treasury.
- *Monthly Statement of the Public Debt of the United States* (Available on the internet at <http://www.treasurydirect.gov/govt/reports/pd/mspd/nspd.htm>). This publication provides detailed information concerning the public debt.
- *Treasury Bulletin* (Available from GPO, Washington, D.C. 20401 on a subscription or single copy and on the internet at <http://fms.treas.gov/bulletin/index.html>). Quarterly, contains a mix of narrative, tables, and charts on Treasury issues, Federal financial operations, international statistics, and special reports.
- *Budget of the United States Government, Fiscal Year 20\_\_* (Available from GPO, Washington, D.C. 20401 on a subscription basis only and on the internet at <http://www.access.gpo.gov/usbudget>). This publication is a single volume which provides budget information and contains:
  - Appendix, *The Budget of the United States Government, FY 20\_\_*
  - *The United States Budget in Brief, FY 20\_\_*
  - *Analytical Perspectives*
  - *Historical Tables*
- *Combined Statement of Receipts, Outlays, and Balances of the United States Government* (Available from Financial Management Services, U.S. Department of Treasury, Washington, D.C. 20227 and on the internet at <http://fms.treas.gov/annualreport/index.html>). This report includes budgetary results at the summary level and presents individual receipt and appropriation accounts at the detail level.

**Scheduled Release**

**The release date for the November 2011 Statement  
will be 2:00 p.m. EST December 12, 2011.**

Internet service subscribers can access the current issue of the Monthly Treasury Statement through the  
Financial Management Service's website:

<http://www.fms.treas.gov/mts/index.html>