



# Monthly Treasury Statement

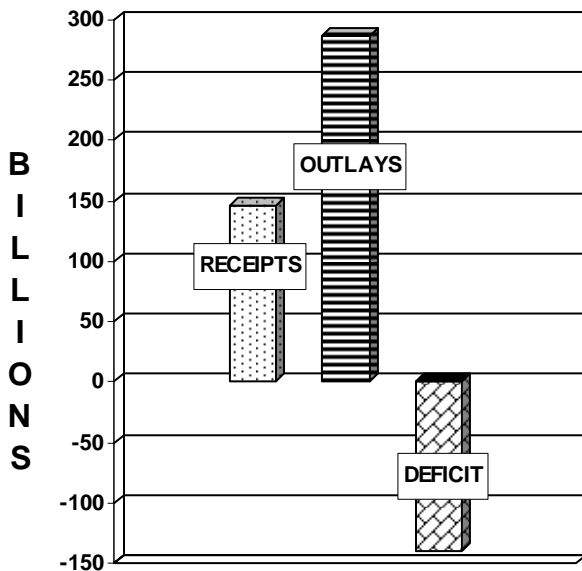
of Receipts and Outlays  
of the United States Government

For Fiscal Year 2011 Through **October 31, 2010**, and Other Periods

## Highlight

This issue includes estimates for full fiscal years 2011 and 2012, based on the *Mid-Session Review of the FY 2011 Budget*, released by the Office of Management and Budget on July 23, 2010.

RECEIPTS, OUTLAYS, AND SURPLUS/DEFICIT  
THROUGH OCTOBER 2010



### Contents

Summary, page 2
Receipts, page 6
Outlays, page 7
Means of financing, page 20
Receipts/outlays by month, page 28
Federal trust funds/securities, page 30
Receipts by source/outlays by function, page 30
Explanatory notes, page 31

Compiled and Published by

Department of the Treasury  
Financial Management Service



# Introduction

The *Monthly Treasury Statement of Receipts and Outlays of the United States Government (MTS)* is prepared by the Financial Management Service, Department of the Treasury, and after approval by the Fiscal Assistant Secretary of the Treasury; is normally released on the 8th workday of the month following the reporting month. The publication is based on data provided by Federal entities, disbursing officers, and Federal Reserve banks.

## AUDIENCE

The *MTS* is published to meet the needs of those responsible for or interested in the cash position of the Treasury, those who are responsible or interested in the Government's budget results; and individuals and businesses whose operations depend upon or are related to the Government's financial operations.

## DISCLOSURE STATEMENT

This statement summarizes the financial activities of the Federal Government and off-budget Federal entities conducted in accordance with the Budget of the U.S. Government, i.e., receipts and outlays of funds, the surplus or deficit, and the means of financing the deficit or disposing of the surplus. Information is presented on a modified cash basis; receipts are accounted for on the basis of collections; refunds of receipts are treated as deductions from gross receipts; revolving and

management fund receipts, reimbursements and refunds of monies previously expended are treated as deductions from gross outlays; and interest on the public debt (public issues) is recognized on the accrual basis. Major information sources include accounting data reported by Federal entities, disbursing officers, and Federal Reserve banks.

## TRIAD OF PUBLICATIONS

The *MTS* is part of a triad of Treasury financial reports. The *Daily Treasury Statement* is published each working day of the Federal Government. It provides data on the cash and debt operations of the Treasury based upon reporting of the Treasury account balances by Federal Reserve banks. The *MTS* is a report of Government receipts and outlays, based on agency reporting. The *Combined Statement of Receipts, Outlays, and Balances of the United States Government* is the official publication of the detailed receipts and outlays of the Government. It is published annually in accordance with legislative mandates given to the Secretary of the Treasury.

## DATA SOURCES AND INFORMATION

The Explanatory Notes section of this publication provides information concerning the flow of data into the *MTS* and sources of information relevant to the *MTS*.

**Table 1. Summary of Receipts, Outlays, and the Deficit/Surplus of the U.S. Government, Fiscal Years 2010 and 2011, by Month**

Period	[\$ millions]		
	Receipts	Outlays	Deficit/Surplus (-)
<b>FY 2010</b>			
October.....	135,294	311,657	176,363
November.....	133,564	253,851	120,287
December.....	218,918	310,328	91,410
January.....	205,239	247,873	42,634
February.....	107,520	328,429	220,909
March.....	153,358	218,745	65,387
April.....	245,260	327,950	82,689
May.....	146,794	282,721	135,927
June.....	251,048	319,470	68,422
July.....	155,546	320,588	165,043
August.....	163,998	254,524	90,526
September.....	<sup>1</sup> 245,207	<sup>1,2</sup> 279,845	34,639
Year-to-Date.....	<b>2,161,746</b>	<b>3,455,982</b>	<b>1,294,236</b>
<b>FY 2011</b>			
October.....	145,951	286,384	140,432
Year-to-Date.....	<b>145,951</b>	<b>286,384</b>	<b>140,432</b>

<sup>1</sup>Receipts and outlays have been increased by \$1 million for the month of September 2010 as a result of reclassification of Gifts and Donations Receipts from Governmental Receipts to Proprietary Receipts from the Public.

<sup>2</sup>Outlays have been revised as follows:

Decreased for the Department of Health and Human Services and correspondingly increased for the Department of Treasury by \$2 million in the month of September 2010.

Increased and decreased for various programs throughout the Department of Labor resulting in an overall increase of \$167 million for the month of September 2010.

Decreased by \$20 million for the month of September 2010 to reflect additional reporting by Department of Treasury.

Decreased by \$1 million for the month of September 2010 to reflect additional reporting by the Broadcasting Board of Governors.

Note: Details may not add to totals due to rounding.

**Table 2. Summary of Budget and Off-Budget Results and Financing of the U.S. Government, October 2010 and Other Periods**

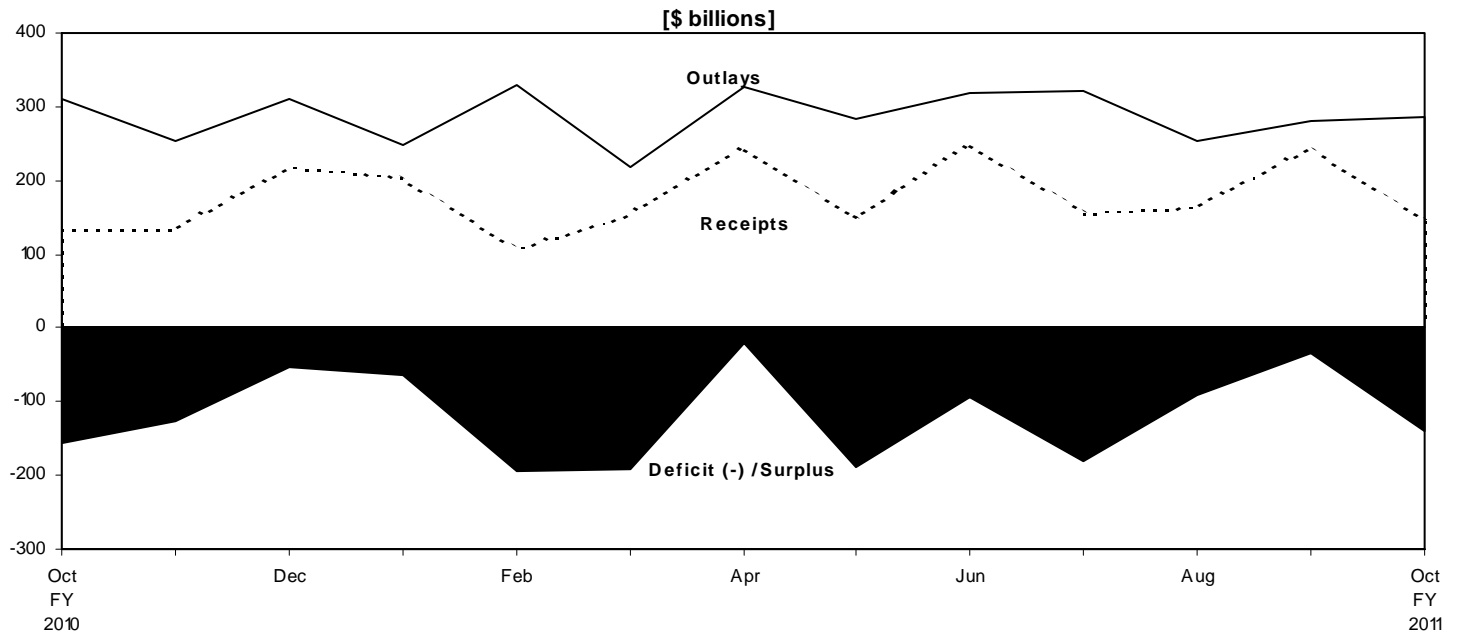
Classification	[\$ millions]				
	This Month	Current Fiscal Year to Date	Budget Estimates Full Fiscal Year <sup>1</sup>	Prior Fiscal Year to Date (2010)	Budget Estimates Next Fiscal Year (2012) <sup>1</sup>
<b>Total On-Budget and Off-Budget Results:</b>					
Total Receipts.....	145,951	145,951	2,425,725	135,294	2,814,008
On-Budget Receipts.....	99,702	99,702	1,763,806	88,656	2,104,845
Off-Budget Receipts.....	46,249	46,249	661,919	46,638	709,163
Total Outlays.....	286,384	286,384	3,841,920	311,657	3,725,401
On-Budget Outlays.....	232,255	232,255	3,259,207	258,632	3,119,870
Off-Budget Outlays.....	54,128	54,128	582,713	53,025	605,531
Total Surplus (+) or Deficit (-).....	-140,432	-140,432	-1,416,195	-176,363	-911,393
On-Budget Surplus (+) or Deficit (-).....	-132,553	-132,553	-1,495,401	-169,976	-1,015,025
Off-Budget Surplus (+) or Deficit (-).....	-7,879	-7,879	+79,206	-6,387	+103,632
Total On-Budget and Off-Budget Financing.....	140,432	140,432	1,416,195	176,363	911,393
<b>Means of Financing:</b>					
Borrowing from the Public.....	47,790	47,790	1,350,046	-60,681	1,052,216
Reduction of Operating Cash, Increase (-).....	83,658	83,658	200,000	238,549	.....
By Other Means.....	8,984	8,984	-133,851	-1,505	-140,823

<sup>1</sup>These estimates are based on the *FY 2011 Mid-Session Review*, released by the Office of Management and Budget on July 23, 2010.

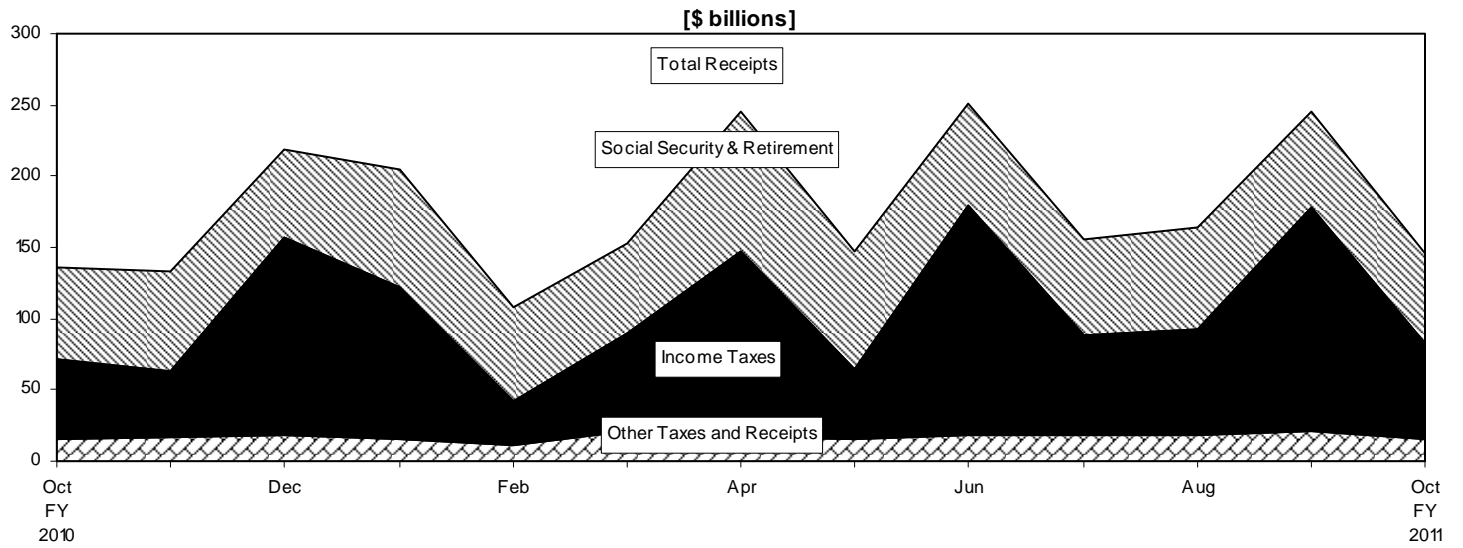
... No Transactions

Note: Details may not add to totals due to rounding.

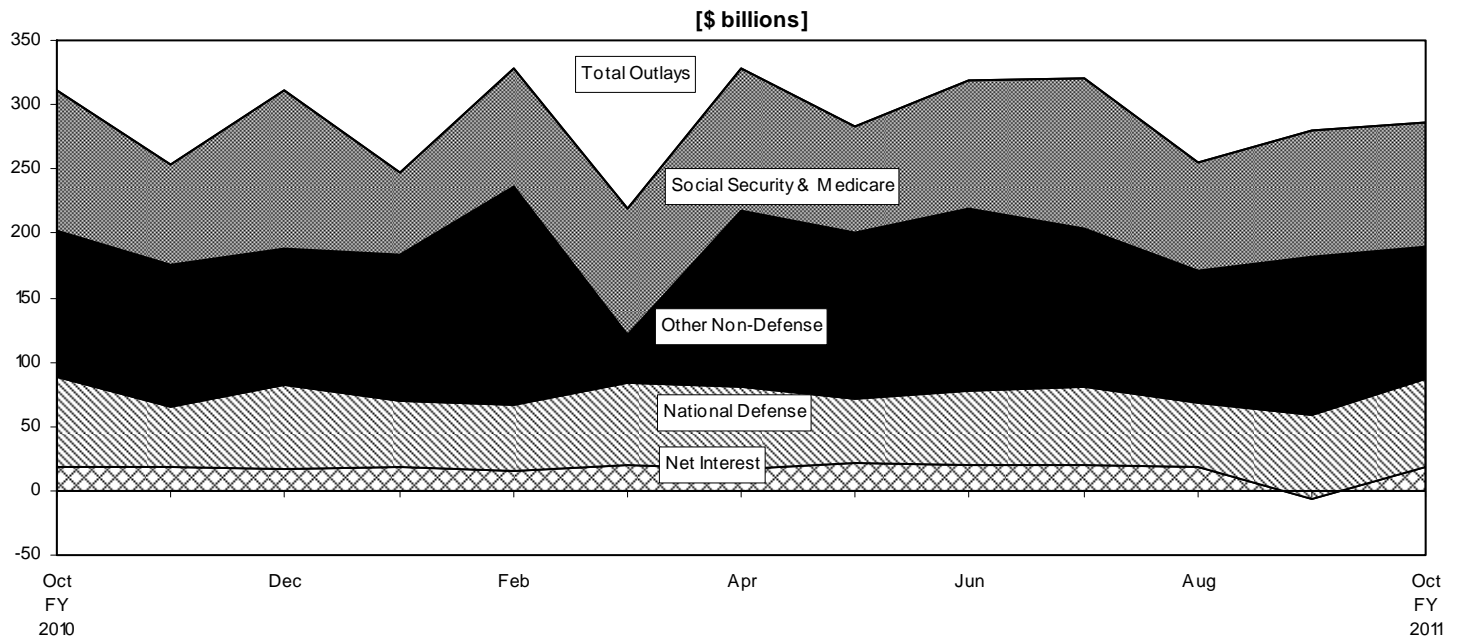
**Figure 1. Monthly Receipts, Outlays, and Budget Deficit/Surplus of the U.S. Government, Fiscal Year 2010 and 2011**



**Figure 2. Monthly Receipts of the U.S. Government, by Source, Fiscal Years 2010 and 2011**



**Figure 3. Monthly Outlays of the U.S. Government, by Function, Fiscal Years 2010 and 2011**



**Table 3. Summary of Receipts and Outlays of the U.S. Government, October 2010 and Other Periods**

Classification	[\$ millions]			
	This Month	Current Fiscal Year to Date	Comparable Prior Period Year to Date	Budget Estimates Full Fiscal Year <sup>1</sup>
<b>Budget Receipts</b>				
Individual Income Taxes .....	71,399	71,399	61,248	1,031,926
Corporation Income Taxes.....	-4,404	-4,404	-4,505	280,396
Social Insurance and Retirement Receipts:				
Employment and General Retirement (Off-Budget) .....	46,249	46,249	46,638	661,919
Employment and General Retirement (On-Budget) .....	14,785	14,785	14,914	195,771
Unemployment Insurance .....	1,677	1,677	1,346	54,422
Other Retirement .....	382	382	390	4,276
Excise Taxes .....	4,476	4,476	4,347	75,799
Estate and Gift Taxes .....	281	281	1,556	25,076
Customs Duties .....	2,619	2,619	2,159	26,632
Miscellaneous Receipts .....	8,488	8,488	27,202	89,508
Allowances .....	.....	.....	.....	-20,000
<b>Total Receipts .....</b>	<b>145,951</b>	<b>145,951</b>	<b>135,294</b>	<b>2,425,725</b>
(On-Budget).....	99,702	99,702	88,656	1,763,806
(Off-Budget).....	46,249	46,249	46,638	661,919
<b>Budget Outlays</b>				
Legislative Branch .....	395	395	362	5,599
Judicial Branch .....	598	598	695	7,512
Department of Agriculture .....	16,406	16,406	15,246	144,490
Department of Commerce.....	789	789	810	11,768
Department of Defense-Military .....	65,401	65,401	67,754	723,703
Department of Education.....	7,645	7,645	7,588	101,692
Department of Energy.....	2,900	2,900	2,375	45,143
Department of Health and Human Services.....	71,552	71,552	85,897	926,236
Department of Homeland Security.....	3,890	3,890	4,114	56,366
Department of Housing and Urban Development .....	4,174	4,174	3,954	51,219
Department of the Interior.....	796	796	1,004	14,382
Department of Justice.....	2,353	2,353	1,642	32,381
Department of Labor.....	10,338	10,338	411,759	109,288
Department of State.....	1,867	1,867	1,535	29,309
Department of Transportation.....	7,182	7,182	7,577	86,280
Department of the Treasury:				
Interest on Treasury Debt Securities (Gross).....	24,143	24,143	22,832	464,706
Other .....	3,386	3,386	252,677	94,921
Department of Veterans Affairs.....	10,265	10,265	13,263	134,106
Corps of Engineers.....	882	882	661	11,540
Other Defense Civil Programs .....	3,588	3,588	3,489	54,862
Environmental Protection Agency.....	1,019	1,019	806	11,541
Executive Office of the President.....	51	51	51	500
General Services Administration.....	20	20	78	2,279
International Assistance Program .....	997	997	22,366	24,659
National Aeronautics and Space Administration .....	1,247	1,247	1,071	18,732
National Science Foundation.....	546	546	528	8,374
Office of Personnel Management .....	6,269	6,269	6,346	73,676
Small Business Administration.....	90	90	96	1,465
Social Security Administration .....	63,695	63,695	65,202	789,034
Other Independent Agencies .....	-1,562	-1,562	63,598	47,226
Allowances .....	.....	.....	.....	37,483
Undistributed Offsetting Receipts:				
Interest.....	-3,141	-3,141	-3,202	-188,784
Other .....	-21,395	-21,395	-20,515	-89,768
<b>Total Outlays .....</b>	<b>286,384</b>	<b>286,384</b>	<b>311,657</b>	<b>3,841,920</b>
(On-Budget).....	232,255	232,255	258,632	3,259,207
(Off-Budget).....	54,128	54,128	53,025	582,713
<b>Surplus (+) or Deficit (-).....</b>	<b>-140,432</b>	<b>-140,432</b>	<b>-176,363</b>	<b>-1,416,195</b>
(On-Budget).....	-132,553	-132,553	-169,976	-1,495,401
(Off-Budget).....	-7,879	-7,879	-6,387	+79,206

<sup>1</sup>These estimates are based on the *FY 2011 Mid-Session Review*, released by the Office of Management and Budget on July 23, 2010.

<sup>2</sup>Receipts and outlays have been increased by \$1 million for the month of September 2010 as a result of reclassification of Gifts and Donations Receipts from Governmental Receipts to Proprietary Receipts from the Public.

<sup>3</sup>Outlays have been decreased for the Department of Health and Human Services and correspondingly increased for the Department of Treasury by \$2 million in the month of September 2010.

<sup>4</sup>Outlays have been increased for various programs throughout the Department of Labor resulting in an overall increase of \$167 million for the month of September 2010.

<sup>5</sup>Outlays have been decreased by \$20 million for the month of September 2010 to reflect additional reporting by Department of Treasury.

<sup>6</sup>Outlays have been decreased by \$1 million for the month of September 2010 to reflect additional reporting by Broadcasting Board of Governors

... No Transactions

Note: Details may not add to totals due to rounding.

**Table 4. Receipts of the U.S. Government, October 2010 and Other Periods**

Classification	[\$ millions]								
	This Month			Current Fiscal Year to Date			Prior Fiscal Year to Date		
	Gross Receipts	Refunds (Deduct)	Receipts	Gross Receipts	Refunds (Deduct)	Receipts	Gross Receipts	Refunds (Deduct)	Receipts
<b>Individual Income Taxes:</b>									
Withheld.....	69,456			69,456			62,238		
Presidential Election Campaign Fund.....	1			1			1		
Other.....	11,359			11,359			12,175		
<b>Total--Individual Income Taxes.....</b>	<b>80,816</b>	<b>9,417</b>	<b>71,399</b>	<b>80,816</b>	<b>9,417</b>	<b>71,399</b>	<b>74,414</b>	<b>13,166</b>	<b>61,248</b>
<b>Corporation Income Taxes.....</b>	<b>8,729</b>	<b>13,132</b>	<b>-4,404</b>	<b>8,729</b>	<b>13,132</b>	<b>-4,404</b>	<b>7,819</b>	<b>12,324</b>	<b>-4,505</b>
<b>Social Insurance and Retirement Receipts:</b>									
Employment and General Retirement:									
Federal Old-Age and Survivors Ins. Trust Fund:									
Federal Insurance Contributions Act Taxes.....	39,324		39,324	39,324		39,324	39,656		39,656
Self-Employment Contributions Act Taxes.....	211		211	211		211	212		212
<b>Total--FOASI Trust Fund.....</b>	<b>39,535</b>		<b>39,535</b>	<b>39,535</b>		<b>39,535</b>	<b>39,868</b>		<b>39,868</b>
Federal Disability Insurance Trust Fund:									
Federal Insurance Contributions Act Taxes.....	6,678		6,678	6,678		6,678	6,734		6,734
Self-Employment Contributions Act Taxes.....	36		36	36		36	36		36
<b>Total--FDI Trust Fund.....</b>	<b>6,714</b>		<b>6,714</b>	<b>6,714</b>		<b>6,714</b>	<b>6,770</b>		<b>6,770</b>
Federal Hospital Insurance Trust Fund:									
Federal Insurance Contributions Act Taxes.....	14,334		14,334	14,334		14,334	14,480		14,480
Self-Employment Contributions Act Taxes.....	92		92	92		92	89		89
<b>Total--FHI Trust Fund.....</b>	<b>14,426</b>		<b>14,426</b>	<b>14,426</b>		<b>14,426</b>	<b>14,569</b>		<b>14,569</b>
Railroad Retirement :									
Rail Pension and Supplemental Annuity.....	165	(**)	165	165	(**)	165	163	(**)	163
Social Security Equivalent Account.....	193	(**)	193	193	(**)	193	182	(**)	182
<b>Total--Employment and General Retirement.....</b>	<b>61,034</b>	<b>(**)</b>	<b>61,034</b>	<b>61,034</b>	<b>(**)</b>	<b>61,034</b>	<b>61,552</b>	<b>(**)</b>	<b>61,552</b>
Unemployment Insurance:									
Deposits by States.....	1,417		1,417	1,417		1,417	1,092		1,092
Federal Unemployment Tax Act Taxes.....	249	5	244	249	5	244	243	5	238
Railroad Unemployment Taxes.....	15		15	15		15	16		16
<b>Total--Unemployment Insurance.....</b>	<b>1,682</b>	<b>5</b>	<b>1,677</b>	<b>1,682</b>	<b>5</b>	<b>1,677</b>	<b>1,351</b>	<b>5</b>	<b>1,346</b>
Other Retirement:									
Federal Employees Retirement - Employee Share.....	379		379	379		379	386		386
Non-Federal Employees Retirement.....	2		2	2		2	3		3
<b>Total--Other Retirement.....</b>	<b>382</b>		<b>382</b>	<b>382</b>		<b>382</b>	<b>390</b>		<b>390</b>
<b>Total--Social Insurance and Retirement Receipts.....</b>	<b>63,097</b>	<b>5</b>	<b>63,092</b>	<b>63,097</b>	<b>5</b>	<b>63,092</b>	<b>63,293</b>	<b>5</b>	<b>63,288</b>
<b>Excise Taxes:</b>									
Miscellaneous Excise Taxes.....	4,007	154	3,853	4,007	154	3,853	3,639	77	3,562
Airport and Airway Trust Fund.....	138		138	138		138	178		178
Highway Trust Fund.....	477		477	477		477	597		597
Black Lung Disability Trust Fund.....	8		8	8		8	10		10
<b>Total--Excise Taxes.....</b>	<b>4,630</b>	<b>154</b>	<b>4,476</b>	<b>4,630</b>	<b>154</b>	<b>4,476</b>	<b>4,424</b>	<b>77</b>	<b>4,347</b>
<b>Estate and Gift Taxes.....</b>	<b>330</b>	<b>49</b>	<b>281</b>	<b>330</b>	<b>49</b>	<b>281</b>	<b>1,659</b>	<b>103</b>	<b>1,556</b>
<b>Customs Duties.....</b>	<b>2,699</b>	<b>80</b>	<b>2,619</b>	<b>2,699</b>	<b>80</b>	<b>2,619</b>	<b>2,230</b>	<b>71</b>	<b>2,159</b>
<b>Miscellaneous Receipts:</b>									
Deposits of Earnings by Federal Reserve Banks.....	6,569		6,569	6,569		6,569	5,665		5,665
Universal Service Fund.....	687		687	687		687	728		728
All Other.....	1,233	1	1,232	1,233	1	1,232	1,814	4	810
<b>Total -- Miscellaneous Receipts.....</b>	<b>8,489</b>	<b>1</b>	<b>8,488</b>	<b>8,489</b>	<b>1</b>	<b>8,488</b>	<b>7,206</b>	<b>4</b>	<b>7,202</b>
<b>Total -- Receipts.....</b>	<b>168,788</b>	<b>22,837</b>	<b>145,951</b>	<b>168,788</b>	<b>22,837</b>	<b>145,951</b>	<b>161,045</b>	<b>25,752</b>	<b>135,294</b>
<b>Total -- On-Budget.....</b>	<b>122,539</b>	<b>22,837</b>	<b>99,702</b>	<b>122,539</b>	<b>22,837</b>	<b>99,702</b>	<b>114,407</b>	<b>25,752</b>	<b>88,656</b>
<b>Total -- Off-Budget.....</b>	<b>46,249</b>		<b>46,249</b>	<b>46,249</b>		<b>46,249</b>	<b>46,638</b>		<b>46,638</b>

<sup>1</sup>Receipts have been increased by \$1 million for the month of September 2010 as a result of reclassification of Gifts and Donations Receipts from Governmental Receipts to Proprietary Receipts from the Public.  
 ... No Transactions

(\*\*) Less than \$500,000  
 Note: Details may not add to totals due to rounding.

**Table 5. Outlays of the U.S. Government, October 2010 and Other Periods**

Classification	[\$ millions]								
	This Month			Current Fiscal Year to Date			Prior Fiscal Year to Date		
	Gross Outlays	Applicable Receipts	Outlays	Gross Outlays	Applicable Receipts	Outlays	Gross Outlays	Applicable Receipts	Outlays
<b>Legislative Branch:</b>									
Senate .....	78	(**)	78	78	(**)	78	81	(**)	81
House of Representatives.....	103	(**)	103	103	(**)	103	119	(**)	119
Joint Items .....	2	.....	2	2	.....	2	1	.....	1
Capitol Police.....	46	.....	46	46	.....	46	25	.....	25
Congressional Budget Office.....	3	.....	3	3	.....	3	3	.....	3
Architect of the Capitol.....	40	(**)	39	40	(**)	39	40	(**)	40
Library of Congress .....	59	1	58	59	1	58	47	1	46
Government Printing Office.....	13	.....	13	13	.....	13	2	.....	2
Government Accountability Office.....	42	.....	42	42	.....	42	40	.....	40
United States Tax Court.....	5	.....	5	5	.....	5	4	.....	4
Other Legislative Branch Agencies.....	8	.....	8	8	.....	8	16	.....	16
Proprietary Receipts from the Public.....	.....	1	-1	.....	1	-1	.....	2	-2
Intrabudgetary Transaction.....	-2	.....	-2	-2	.....	-2	-12	.....	-12
<b>Total--Legislative Branch.....</b>	<b>398</b>	<b>3</b>	<b>395</b>	<b>398</b>	<b>3</b>	<b>395</b>	<b>366</b>	<b>4</b>	<b>362</b>
<b>Judicial Branch:</b>									
Supreme Court of the United States .....	10	.....	10	10	.....	10	11	.....	11
Courts of Appeals, District Courts, and Other									
Judicial Services.....	574	.....	574	574	.....	574	695	.....	695
Other .....	19	.....	19	19	.....	19	3	.....	3
Proprietary Receipts from the Public.....	.....	6	-6	.....	6	-6	.....	14	-14
Intrabudgetary Transactions .....	(**)	.....	(**)	(**)	.....	(**)	(**)	.....	(**)
<b>Total--Judicial Branch.....</b>	<b>603</b>	<b>6</b>	<b>598</b>	<b>603</b>	<b>6</b>	<b>598</b>	<b>708</b>	<b>14</b>	<b>695</b>
<b>Department of Agriculture:</b>									
Agricultural Research Service.....	104	.....	104	104	.....	104	104	.....	104
National Institute of Food and Agriculture:									
Research and Education Activities.....	60	.....	60	60	.....	60	38	.....	38
Extension Activities.....	30	.....	30	30	.....	30	26	.....	26
Other .....	7	.....	7	7	.....	7	4	.....	4
Animal and Plant Health Inspection Service .....	87	.....	87	87	.....	87	85	.....	85
Food Safety and Inspection Service .....	73	.....	73	73	.....	73	73	.....	73
Agricultural Marketing Service .....	637	.....	637	637	.....	637	164	.....	164
Risk Management Agency:									
Administrative and Operating Expenses.....	5	.....	5	5	.....	5	6	.....	6
Federal Crop Insurance Corporation Fund.....	364	229	135	364	229	135	615	39	576
Farm Service Agency:									
Salaries and Expenses.....	120	.....	120	120	.....	120	114	.....	114
USDA Disaster Assistance .....	16	.....	16	16	.....	16	.....	.....	.....
Agricultural Disaster Relief Fund.....	269	.....	269	269	.....	269	20	.....	20
Commodity Credit Corporation .....	7,441	1,393	6,048	7,441	1,393	6,048	6,333	402	5,931
Tobacco Trust Fund.....	4	.....	4	4	.....	4	3	.....	3
Agricultural Credit Insurance Fund.....	11	19	-9	11	19	-9	18	19	-1
Other .....	3	.....	3	3	.....	3	6	.....	6
<b>Total--Farm Service Agency.....</b>	<b>7,863</b>	<b>1,412</b>	<b>6,451</b>	<b>7,863</b>	<b>1,412</b>	<b>6,451</b>	<b>6,494</b>	<b>421</b>	<b>6,073</b>
Natural Resources Conservation Service:									
Conservation Operations .....	64	.....	64	64	.....	64	66	.....	66
Farm Security and Rural Investment Programs .....	135	.....	135	135	.....	135	95	.....	95
Other .....	35	.....	35	35	.....	35	24	.....	24
Rural Development.....	49	.....	49	49	.....	49	51	.....	51
Rural Housing Service:									
Rural Housing Insurance Fund .....	12	54	-42	12	54	-42	45	61	-16
Rental Assistance Program .....	89	.....	89	89	.....	89	85	.....	85
Other .....	24	.....	24	24	.....	24	21	.....	21
Rural Utilities Service:									
Rural Electrification and Telecommunications Fund .....	(**)	515	-515	(**)	515	-515	1	427	-426
Other .....	86	19	67	86	19	67	63	14	49
Foreign Agricultural Service.....	219	.....	219	219	.....	219	70	.....	70
Food and Nutrition Service:									
Supplemental Nutrition Assistance Program.....	6,118	.....	6,118	6,118	.....	6,118	5,575	.....	5,575
Child Nutrition Programs.....	1,392	.....	1,392	1,392	.....	1,392	1,367	.....	1,367
Special Supplemental Nutrition Program for									
Women, Infants, and Children (WIC) .....	577	.....	577	577	.....	577	545	.....	545
Other .....	54	.....	54	54	.....	54	24	.....	24
<b>Total--Food and Nutrition Service.....</b>	<b>8,140</b>	<b>.....</b>	<b>8,140</b>	<b>8,140</b>	<b>.....</b>	<b>8,140</b>	<b>7,511</b>	<b>.....</b>	<b>7,511</b>
Forest Service:									
National Forest System.....	158	.....	158	158	.....	158	160	.....	160
Capital Improvement and Maintenance .....	102	.....	102	102	.....	102	53	.....	53
Wildland Fire Management.....	159	.....	159	159	.....	159	203	.....	203
Forest Service Permanent Appropriations .....	18	.....	18	18	.....	18	17	.....	17
Other .....	82	.....	82	82	.....	82	84	.....	84
<b>Total--Forest Service.....</b>	<b>518</b>	<b>.....</b>	<b>518</b>	<b>518</b>	<b>.....</b>	<b>518</b>	<b>517</b>	<b>.....</b>	<b>517</b>
Other .....	103	4	99	103	4	99	79	4	75
Proprietary Receipts from the Public.....	.....	62	-62	.....	62	-62	.....	21	-21
Intrabudgetary Transactions .....	-2	.....	-2	-2	.....	-2	-1	.....	-1
<b>Total--Department of Agriculture.....</b>	<b>18,702</b>	<b>2,295</b>	<b>16,406</b>	<b>18,702</b>	<b>2,295</b>	<b>16,406</b>	<b>16,233</b>	<b>987</b>	<b>15,246</b>

**Table 5. Outlays of the U.S. Government, October 2010 and Other Periods - Continued**

Classification	[\$ millions]								
	This Month			Current Fiscal Year to Date			Prior Fiscal Year to Date		
	Gross Outlays	Applicable Receipts	Outlays	Gross Outlays	Applicable Receipts	Outlays	Gross Outlays	Applicable Receipts	Outlays
<b>Department of Commerce:</b>									
Economic Development Administration .....	31	5	26	31	5	26	26	(**)	26
Bureau of the Census .....	179	.....	179	179	.....	179	212	.....	212
International Trade Administration .....	33	.....	33	33	.....	33	38	.....	38
National Oceanic and Atmospheric Administration .....	370	1	370	370	1	370	410	(**)	409
National Institute of Standards and Technology.....	74	.....	74	74	.....	74	65	.....	65
National Telecommunication and Information Administration.....	42	.....	42	42	.....	42	21	.....	21
Other .....	10	5	5	10	5	5	-1	4	-6
Proprietary Receipts from the Public.....	.....	-15	15	.....	-15	15	.....	-6	6
Intrabudgetary Transactions .....	46	.....	46	46	.....	46	38	.....	38
<b>Total--Department of Commerce .....</b>	<b>785</b>	<b>-4</b>	<b>789</b>	<b>785</b>	<b>-4</b>	<b>789</b>	<b>808</b>	<b>-2</b>	<b>810</b>
<b>Department of Defense--Military:</b>									
<b>Military Personnel:</b>									
Department of the Army.....	10,438	.....	10,438	10,438	.....	10,438	12,523	.....	12,523
Department of the Navy.....	6,831	.....	6,831	6,831	.....	6,831	7,754	.....	7,754
Department of the Air Force.....	5,218	.....	5,218	5,218	.....	5,218	6,001	.....	6,001
Defense Agencies.....	4,950	.....	4,950	4,950	.....	4,950	4,516	.....	4,516
<b>Total--Military Personnel .....</b>	<b>27,438</b>	<b>.....</b>	<b>27,438</b>	<b>27,438</b>	<b>.....</b>	<b>27,438</b>	<b>30,794</b>	<b>.....</b>	<b>30,794</b>
<b>Operation and Maintenance:</b>									
Department of the Army.....	7,353	.....	7,353	7,353	.....	7,353	7,141	.....	7,141
Department of the Navy.....	4,713	.....	4,713	4,713	.....	4,713	4,510	.....	4,510
Department of the Air Force.....	4,547	.....	4,547	4,547	.....	4,547	4,010	.....	4,010
Defense Agencies.....	5,200	.....	5,200	5,200	.....	5,200	4,557	.....	4,557
<b>Total--Operation and Maintenance .....</b>	<b>21,813</b>	<b>.....</b>	<b>21,813</b>	<b>21,813</b>	<b>.....</b>	<b>21,813</b>	<b>20,218</b>	<b>.....</b>	<b>20,218</b>
<b>International Reconstruction and Other Assistance:</b>									
Department of the Army.....	(**)	.....	(**)	(**)	.....	(**)	2	.....	2
<b>Procurement:</b>									
Department of the Army.....	3,312	.....	3,312	3,312	.....	3,312	3,473	.....	3,473
Department of the Navy.....	3,428	.....	3,428	3,428	.....	3,428	3,153	.....	3,153
Department of the Air Force.....	2,052	.....	2,052	2,052	.....	2,052	1,647	.....	1,647
Defense Agencies.....	569	.....	569	569	.....	569	483	.....	483
<b>Total--Procurement.....</b>	<b>9,362</b>	<b>.....</b>	<b>9,362</b>	<b>9,362</b>	<b>.....</b>	<b>9,362</b>	<b>8,755</b>	<b>.....</b>	<b>8,755</b>
<b>Research, Development, Test, and Evaluation:</b>									
Department of the Army.....	952	.....	952	952	.....	952	854	.....	854
Department of the Navy.....	1,482	.....	1,482	1,482	.....	1,482	1,208	.....	1,208
Department of the Air Force.....	1,280	.....	1,280	1,280	.....	1,280	1,791	.....	1,791
Defense Agencies.....	1,125	.....	1,125	1,125	.....	1,125	1,543	.....	1,543
<b>Total--Research, Development, Test, and Evaluation.....</b>	<b>4,839</b>	<b>.....</b>	<b>4,839</b>	<b>4,839</b>	<b>.....</b>	<b>4,839</b>	<b>5,396</b>	<b>.....</b>	<b>5,396</b>
<b>Military Construction:</b>									
Department of the Army.....	481	.....	481	481	.....	481	541	.....	541
Department of the Navy.....	147	.....	147	147	.....	147	253	.....	253
Department of the Air Force.....	120	.....	120	120	.....	120	95	.....	95
Defense Agencies.....	717	.....	717	717	.....	717	593	.....	593
<b>Total--Military Construction .....</b>	<b>1,465</b>	<b>.....</b>	<b>1,465</b>	<b>1,465</b>	<b>.....</b>	<b>1,465</b>	<b>1,483</b>	<b>.....</b>	<b>1,483</b>
<b>Family Housing:</b>									
Department of the Army.....	38	.....	38	38	.....	38	60	.....	60
Department of the Navy.....	42	.....	42	42	.....	42	36	.....	36
Department of the Air Force.....	96	.....	96	96	.....	96	74	.....	74
Defense Agencies.....	304	25	278	304	25	278	23	.....	23
<b>Revolving and Management Funds:</b>									
Department of the Navy.....	101	.....	101	101	.....	101	90	.....	90
<b>Defense Agencies:</b>									
Working Capital Fund.....	-91	.....	-91	-91	.....	-91	1,257	.....	1,257
Other.....	68	.....	68	68	.....	68	37	.....	37
<b>Allowances .....</b>	<b>-1</b>	<b>.....</b>	<b>-1</b>	<b>-1</b>	<b>.....</b>	<b>-1</b>	<b>5</b>	<b>.....</b>	<b>5</b>
<b>Trust Funds:</b>									
Department of the Army.....	(**)	.....	(**)	(**)	.....	(**)	1	.....	1
Department of the Navy.....	3	.....	3	3	.....	3	-5	.....	-5
Department of the Air Force.....	(**)	.....	(**)	(**)	.....	(**)	(**)	(**)	(**)
Defense Agencies.....	16	.....	16	16	.....	16	30	.....	30
<b>Proprietary Receipts from the Public:</b>									
Department of the Army.....	.....	20	-20	.....	20	-20	.....	448	-448
Department of the Navy.....	.....	10	-10	.....	10	-10	.....	11	-11
Department of the Air Force.....	.....	-41	41	.....	-41	41	.....	-21	21
Defense Agencies.....	.....	160	-160	.....	160	-160	.....	144	-144
<b>Intrabudgetary Transactions:</b>									
Department of the Army.....	106	.....	106	106	.....	106	88	.....	88
Department of the Navy.....	39	.....	39	39	.....	39	49	.....	49
Department of the Air Force.....	34	.....	34	34	.....	34	4	.....	4
Defense Agencies.....	-96	.....	-96	-96	.....	-96	-60	.....	-60
<b>Offsetting Governmental Receipts:</b>									
Department of the Army.....	.....	.....	.....	.....	.....	.....	.....	(**)	(**)
Defense Agencies.....	.....	(**)	(**)	.....	(**)	(**)	.....	(**)	(**)
<b>Total--Department of Defense--Military .....</b>	<b>65,575</b>	<b>174</b>	<b>65,401</b>	<b>65,575</b>	<b>174</b>	<b>65,401</b>	<b>68,336</b>	<b>583</b>	<b>67,754</b>



**Table 5. Outlays of the U.S. Government, October 2010 and Other Periods - Continued**

Classification	[\$ millions]								
	This Month			Current Fiscal Year to Date			Prior Fiscal Year to Date		
	Gross Outlays	Applicable Receipts	Outlays	Gross Outlays	Applicable Receipts	Outlays	Gross Outlays	Applicable Receipts	Outlays
<b>Department of Education:</b>									
Office of Elementary and Secondary Education:									
Accelerating Achievement and Ensuring Equity.....	940	.....	940	940	.....	940	1,283	.....	1,283
Impact Aid.....	137	.....	137	137	.....	137	96	.....	96
Education Improvement Programs.....	354	.....	354	354	.....	354	298	.....	298
State Fiscal Stabilization Fund, Recovery Act.....	1,132	.....	1,132	1,132	.....	1,132	1,862	.....	1,862
Other.....	280	.....	280	280	.....	280	7	.....	7
Total--Office of Elementary and Secondary Education.....	2,843	.....	2,843	2,843	.....	2,843	3,546	.....	3,546
Office of Innovation and Improvement.....	78	.....	78	78	.....	78	88	.....	88
Office of Safe and Drug-Free Schools.....	46	.....	46	46	.....	46	55	.....	55
Office of English Language Acquisition.....	44	.....	44	44	.....	44	31	.....	31
Office of Special Education and Rehabilitative Services:									
Special Education.....	1,111	.....	1,111	1,111	.....	1,111	1,050	.....	1,050
Rehabilitation Services and Disability Research.....	318	.....	318	318	.....	318	280	.....	280
Special Institutions for Persons with Disabilities.....	5	.....	5	5	.....	5	13	.....	13
Office of Vocational and Adult Education.....	143	.....	143	143	.....	143	174	.....	174
Office of Postsecondary Education:									
Higher Education.....	207	.....	207	207	.....	207	204	.....	204
Other.....	7	3	4	7	3	4	11	3	8
Total--Office of Postsecondary Education.....	214	3	211	214	3	211	215	3	212
Office of Federal Student Aid:									
Student Financial Assistance.....	3,805	.....	3,805	3,805	.....	3,805	3,273	.....	3,273
Academic Competitiveness-Smart Grant Program.....	111	.....	111	111	.....	111	95	.....	95
Student Aid Administration.....	94	.....	94	94	.....	94	47	.....	47
Federal Direct Student Loans.....	.....	.....	.....	.....	.....	.....	(**)	.....	(**)
Federal Family Education Loans.....	-10	.....	-10	-10	.....	-10	-16	.....	-16
Other.....	2	.....	2	2	.....	2	.....	.....	.....
Total--Office of Federal Student Aid.....	4,003	.....	4,003	4,003	.....	4,003	3,399	.....	3,399
Institute of Education Sciences.....	47	.....	47	47	.....	47	43	.....	43
Departmental Management.....	38	.....	38	38	.....	38	37	.....	37
Hurricane Education Recovery.....	2	.....	2	2	.....	2	5	.....	5
Proprietary Receipts from the Public.....	.....	1,350	-1,350	.....	1,350	-1,350	.....	1,350	-1,350
Intrabudgetary Transactions.....	107	.....	107	107	.....	107	4	.....	4
Total--Department of Education.....	8,998	1,353	7,645	8,998	1,353	7,645	8,942	1,353	7,588
<b>Department of Energy:</b>									
National Nuclear Security Administration:									
Naval Reactors.....	70	.....	70	70	.....	70	71	.....	71
Weapons Activities.....	637	.....	637	637	.....	637	676	.....	676
Defense Nuclear Nonproliferation.....	148	.....	148	148	.....	148	129	.....	129
Other.....	32	.....	32	32	.....	32	30	.....	30
Environmental and Other Defense Activities:									
Defense Environmental Cleanup.....	721	.....	721	721	.....	721	608	.....	608
Other Defense Activities.....	71	.....	71	71	.....	71	88	.....	88
Defense Nuclear Waste Disposal.....	(**)	.....	(**)	(**)	.....	(**)	4	.....	4
Energy Programs:									
Science.....	519	.....	519	519	.....	519	467	.....	467
Energy Supply.....	140	.....	140	140	.....	140	112	.....	112
Energy Efficiency and Renewable Energy.....	502	.....	502	502	.....	502	258	.....	258
Fossil Energy Research and Development.....	56	.....	56	56	.....	56	50	.....	50
Uranium Enrichment Decontamination and Decommissioning Fund.....	59	.....	59	59	.....	59	46	.....	46
Advancement Technology Vehicles Manufacturing Loan Program.....	57	.....	57	57	.....	57	(**)	.....	(**)
Title 17 Innovative Technology Loan Guarantee Program.....	6	.....	6	6	.....	6	5	.....	5
Other.....	104	2	103	104	2	103	104	1	104
Total--Energy Programs.....	1,443	2	1,441	1,443	2	1,441	1,043	1	1,042
Power Marketing Administration.....	320	253	67	320	253	67	241	203	38
Departmental Administration.....	38	.....	38	38	.....	38	31	.....	31
Proprietary Receipts from the Public.....	.....	213	-213	.....	213	-213	.....	240	-240
Intrabudgetary Transactions.....	-113	.....	-113	-113	.....	-113	-103	.....	-103
Total--Department of Energy.....	3,368	468	2,900	3,368	468	2,900	2,818	443	2,375

**Table 5. Outlays of the U.S. Government, October 2010 and Other Periods - Continued**

Classification	[\$ millions]								
	This Month			Current Fiscal Year to Date			Prior Fiscal Year to Date		
	Gross Outlays	Applicable Receipts	Outlays	Gross Outlays	Applicable Receipts	Outlays	Gross Outlays	Applicable Receipts	Outlays
<b>Department of Health and Human Services:</b>									
Food and Drug Administration .....	49	1	48	49	1	48	167	1	166
Health Resources and Services Administration .....	634	.....	634	634	.....	634	611	.....	611
Indian Health Services .....	307	.....	307	307	.....	307	.....	.....	271
Centers for Disease Control and Prevention .....	560	.....	560	560	.....	560	663	.....	663
National Institutes of Health .....	2,704	.....	2,704	2,704	.....	2,704	2,550	.....	2,550
Substance Abuse and Mental Health Services Administration .....	178	.....	178	178	.....	178	266	.....	266
Agency for Healthcare Research and Quality .....	16	.....	16	16	.....	16	18	.....	18
Centers for Medicare and Medicaid Services:									
Grants to States for Medicaid .....	23,794	.....	23,794	23,794	.....	23,794	23,220	.....	23,220
Payments to Health Care Trust Funds .....	17,945	.....	17,945	17,945	.....	17,945	22,309	.....	22,309
Children's Health Insurance Fund .....	752	.....	752	752	.....	752	723	.....	723
State Grants and Demonstrations .....	44	.....	44	44	.....	44	26	.....	26
Federal Hospital Insurance Trust Fund:									
Benefit Payments .....	17,814	.....	17,814	17,814	.....	17,814	24,505	.....	24,505
Administrative Expenses .....	194	.....	194	194	.....	194	197	.....	197
Total--FHI Trust Fund .....	18,008	.....	18,008	18,008	.....	18,008	24,702	.....	24,702
Health Care Fraud and Abuse Control .....	79	.....	79	79	.....	79	46	.....	46
Federal Supplementary Medical Insurance Trust Fund:									
Benefit Payments .....	19,575	.....	19,575	19,575	.....	19,575	21,715	.....	21,715
Administrative Expenses .....	231	.....	231	231	.....	231	239	.....	239
Medicare Prescription Drugs:									
Benefit Payments .....	4,911	.....	4,911	4,911	.....	4,911	11,375	.....	11,375
Administrative Expenses .....	14	.....	14	14	.....	14	14	.....	14
Total--FSMI Trust Fund .....	24,731	.....	24,731	24,731	.....	24,731	33,343	.....	33,343
Other .....	79	.....	79	79	.....	79	36	.....	36
Total--Centers for Medicare and Medicaid Services .....	85,432	.....	85,432	85,432	.....	85,432	104,405	.....	104,405
Administration for Children and Families:									
Temporary Assistance for Needy Families .....	1,435	.....	1,435	1,435	.....	1,435	1,548	.....	1,548
Contingency Fund .....	591	.....	591	591	.....	591	220	.....	220
Payments to States for Child Support Enforcement and Family Support Programs .....	234	.....	234	234	.....	234	301	.....	301
Low Income Home Energy Assistance .....	163	.....	163	163	.....	163	195	.....	195
Refugee and Entrant Assistance .....	42	.....	42	42	.....	42	56	.....	56
Child Care Entitlement to States .....	253	.....	253	253	.....	253	291	.....	291
Payments to States for the Child Care and Development Block Grant .....	340	.....	340	340	.....	340	187	.....	187
Social Services Block Grant .....	84	.....	84	84	.....	84	110	.....	110
Children and Families Services Programs .....	1,005	.....	1,005	1,005	.....	1,005	970	.....	970
Payments to States for Foster Care and Adoption Assistance .....	687	.....	687	687	.....	687	580	.....	580
Other .....	40	.....	40	40	.....	40	36	.....	36
Total--Administration for Children and Families .....	4,873	.....	4,873	4,873	.....	4,873	4,493	.....	4,493
Administration on Aging .....	126	.....	126	126	.....	126	109	.....	109
Departmental Management .....	93	.....	93	93	.....	93	110	.....	110
Other .....	-20	.....	-20	-20	.....	-20	38	.....	38
Proprietary Receipts from the Public .....	.....	5,625	-5,625	.....	5,625	-5,625	.....	15,465	-5,465
Intrabudgetary Transactions:									
Payments for Health Insurance for the Aged:									
Federal Supplementary Medical Insurance Trust Fund .....	-17,941	.....	-17,941	-17,941	.....	-17,941	-22,309	.....	-22,309
Payments for Tax and Other Credits:									
Federal Hospital Insurance Trust Fund .....	-1	.....	-1	-1	.....	-1	-1	.....	-1
Other .....	168	.....	168	168	.....	168	-29	.....	-29
Total--Department of Health and Human Services .....	77,178	5,626	71,552	77,178	5,626	71,552	91,363	5,466	85,897
<b>Department of Homeland Security:</b>									
Departmental Management and Operations .....	75	.....	75	75	.....	75	67	.....	67
Citizenship and Immigration Services .....	179	.....	179	179	.....	179	177	.....	177
United States Secret Service .....	138	.....	138	138	.....	138	109	.....	109
Transportation Security Administration .....	294	.....	294	294	.....	294	308	.....	308
Immigration and Customs Enforcement .....	436	.....	436	436	.....	436	451	.....	451
Customs and Border Protection .....	798	.....	798	798	.....	798	831	.....	831
United States Coast Guard .....	1,133	1	1,132	1,133	1	1,132	1,126	2	1,124
National Protection and Programs Directorate .....	156	.....	156	156	.....	156	88	.....	88
Federal Emergency Management Administration:									
State and Local Programs .....	216	.....	216	216	.....	216	265	.....	265
Firefighter Assistance Grants .....	51	.....	51	51	.....	51	40	.....	40
Disaster Relief .....	604	.....	604	604	.....	604	780	.....	780
National Flood Insurance Fund .....	53	151	-98	53	151	-98	27	119	-92
Other .....	135	.....	135	135	.....	135	106	.....	106
Total--Federal Emergency Management Administration .....	1,060	151	909	1,060	151	909	1,217	119	1,099
Science and Technology .....	63	.....	63	63	.....	63	71	.....	71
Domestic Nuclear Detection Office .....	32	.....	32	32	.....	32	45	.....	45
Other .....	34	.....	34	34	.....	34	22	.....	22
Proprietary Receipts from the Public .....	.....	24	-24	.....	24	-24	.....	9	-9
Intrabudgetary Transactions .....	54	.....	54	54	.....	54	56	.....	56
Offsetting Governmental Receipts .....	.....	386	-386	.....	386	-386	.....	325	-325
Total--Department of Homeland Security .....	4,452	562	3,890	4,452	562	3,890	4,568	454	4,114

**Table 5. Outlays of the U.S. Government, October 2010 and Other Periods - Continued**

Classification	[\$ millions]								
	This Month			Current Fiscal Year to Date			Prior Fiscal Year to Date		
	Gross Outlays	Applicable Receipts	Outlays	Gross Outlays	Applicable Receipts	Outlays	Gross Outlays	Applicable Receipts	Outlays
<b>Department of Housing and Urban Development:</b>									
Public and Indian Housing Programs:									
Tenant Based Rental Assistance.....	1,500	.....	1,500	1,500	.....	1,500	1,351	.....	1,351
Housing Certificate Fund.....	127	.....	127	127	.....	127	115	.....	115
Project-Based Rental Assistance.....	715	.....	715	715	.....	715	710	.....	710
Public Housing Capital Fund.....	377	.....	377	377	.....	377	294	.....	294
Public Housing Operating Fund.....	423	.....	423	423	.....	423	358	.....	358
Revitalization of Severely Distressed									
Public Housing (Hope VI).....	9	.....	9	9	.....	9	14	.....	14
Native American Housing Block Grant.....	101	.....	101	101	.....	101	90	.....	90
Other.....	(**)	.....	(**)	(**)	.....	(**)	5	.....	5
<b>Total--Public and Indian Housing Programs.....</b>	<b>3,251</b>	<b>.....</b>	<b>3,251</b>	<b>3,251</b>	<b>.....</b>	<b>3,251</b>	<b>2,937</b>	<b>.....</b>	<b>2,937</b>
Community Planning and Development:									
Housing Opportunities for Persons with AIDS.....	39	.....	39	39	.....	39	19	.....	19
Community Development Fund.....	539	.....	539	539	.....	539	526	.....	526
Home Investment Partnership Program.....	296	.....	296	296	.....	296	158	.....	158
Neighborhood Stabilization Program.....	133	.....	133	133	.....	133	62	.....	62
Homeless Assistance Grants.....	188	.....	188	188	.....	188	135	.....	135
Other.....	7	.....	7	7	.....	7	(**)	.....	7
<b>Total--Community Planning and Development.....</b>	<b>1,202</b>	<b>.....</b>	<b>1,202</b>	<b>1,202</b>	<b>.....</b>	<b>1,202</b>	<b>906</b>	<b>(**)</b>	<b>906</b>
Housing Programs:									
Credit Accounts:									
FHA-Mutual Mortgage Insurance Fund, Program Account.....	7	.....	7	7	.....	7	4	.....	4
FHA-Mutual Mortgage Insurance Capital Reserve Account.....	-594	.....	-594	-594	.....	-594	-196	.....	-196
FHA-Mutual Mortgage and Cooperative Housing									
Insurance Fund, Liquidating Account.....	3	1	2	3	1	2	.....	-1	1
FHA-General and Special Risk Fund, Program Account.....	(**)	.....	(**)	(**)	.....	(**)	3	.....	3
FHA-General and Special Risk Fund, Liquidating Account.....	6	10	-4	6	10	-4	.....	8	-8
Housing for the Elderly or Handicapped Fund,									
Liquidating Account.....	(**)	40	-40	(**)	40	-40	(**)	64	-64
Home Ownership Preservation Equity Fund.....	(**)	.....	(**)	(**)	.....	(**)	(**)	.....	(**)
Housing for the Elderly.....	83	.....	83	83	.....	83	81	.....	81
Housing for Persons with Disabilities.....	64	.....	64	64	.....	64	65	.....	65
Other Assisted Housing Programs.....	4	.....	4	4	.....	4	4	.....	4
Other.....	11	2	9	11	2	9	(**)	5	-4
<b>Total--Housing Programs.....</b>	<b>-415</b>	<b>54</b>	<b>-469</b>	<b>-415</b>	<b>54</b>	<b>-469</b>	<b>-38</b>	<b>76</b>	<b>-114</b>
Government National Mortgage Association:									
Guarantees of Mortgage-Backed Securities.....	22	5	18	22	5	18	6	17	-11
Management and Administration.....	146	.....	146	146	.....	146	132	.....	132
Other.....	22	.....	22	22	.....	22	24	.....	24
Proprietary Receipts from the Public:									
GNMA, Guarantees of Mortgage-Backed Securities.....	.....	.....	.....	.....	.....	.....	.....	2	-2
FHA-General and Special Risk Fund.....	.....	7	-7	.....	7	-7	.....	17	-17
Other.....	.....	-12	12	.....	-12	12	.....	-98	98
Intrabudgetary Transactions.....	(**)	.....	(**)	(**)	.....	(**)	(**)	.....	(**)
Offsetting Governmental Receipts.....	.....	(**)	(**)	.....	(**)	(**)	.....	(**)	(**)
<b>Total--Department of Housing and Urban Development.....</b>	<b>4,228</b>	<b>54</b>	<b>4,174</b>	<b>4,228</b>	<b>54</b>	<b>4,174</b>	<b>3,967</b>	<b>13</b>	<b>3,954</b>
<b>Department of the Interior:</b>									
Land and Minerals Management:									
Bureau of Land Management:									
Management of Lands and Resources.....	16	.....	16	16	.....	16	59	.....	59
Other.....	23	2	21	23	2	21	234	.....	34
Minerals Management Service.....	192	.....	192	192	.....	192	149	.....	149
Office of Surface Mining Reclamation and Enforcement.....	34	.....	34	34	.....	34	43	.....	43
<b>Total--Land and Minerals Management.....</b>	<b>265</b>	<b>2</b>	<b>263</b>	<b>265</b>	<b>2</b>	<b>263</b>	<b>285</b>	.....	<b>285</b>
Water and Science:									
Bureau of Reclamation:									
Water and Related Resources.....	105	.....	105	105	.....	105	111	.....	111
Other.....	48	21	27	48	21	27	34	13	21
United States Geological Survey.....	74	.....	74	74	.....	74	89	.....	89
Other.....	(**)	.....	(**)	(**)	.....	(**)	(**)	.....	(**)
<b>Total--Water and Science.....</b>	<b>227</b>	<b>21</b>	<b>206</b>	<b>227</b>	<b>21</b>	<b>206</b>	<b>234</b>	<b>13</b>	<b>220</b>
Fish and Wildlife and Parks:									
United States Fish and Wildlife Service.....	177	.....	177	177	.....	177	164	.....	164
National Park Service.....	267	.....	267	267	.....	267	246	.....	246
<b>Total--Fish and Wildlife and Parks.....</b>	<b>444</b>	.....	<b>444</b>	<b>444</b>	.....	<b>444</b>	<b>409</b>	.....	<b>409</b>
Bureau of Indian Affairs and									
Bureau of Indian Education.....									
103	(**)	103	103	(**)	103	187	(**)	187	
Departmental Offices:									
Insular Affairs.....									
65	.....	65	65	.....	65	61	.....	61	
Office of the Special Trustee									
for American Indians.....									
49	.....	49	49	.....	49	35	.....	35	
Department-Wide Programs.....									
166	.....	166	166	.....	166	120	.....	120	
Other.....									
20	.....	20	20	.....	20	18	.....	18	
Proprietary Receipts from the Public.....									
.....	519	-519	.....	519	-519	.....	352	.....	-352
Intrabudgetary Transactions.....									
-2	.....	-2	-2	.....	-2	20	.....	20	
<b>Total--Department of the Interior.....</b>	<b>1,338</b>	<b>542</b>	<b>796</b>	<b>1,338</b>	<b>542</b>	<b>796</b>	<b>1,370</b>	<b>366</b>	<b>1,004</b>

**Table 5. Outlays of the U.S. Government, October 2010 and Other Periods - Continued**

Classification	[\$ millions]								
	This Month			Current Fiscal Year to Date			Prior Fiscal Year to Date		
	Gross Outlays	Applicable Receipts	Outlays	Gross Outlays	Applicable Receipts	Outlays	Gross Outlays	Applicable Receipts	Outlays
<b>Department of Justice:</b>									
General Administration .....	290	.....	290	290	.....	290	174	.....	174
Legal Activities and United States Marshals:									
General Legal Activities .....	81	.....	81	81	.....	81	70	.....	70
United States Attorneys .....	141	.....	141	141	.....	141	143	.....	143
United States Marshals Service .....	83	.....	83	83	.....	83	181	.....	181
Assets Forfeiture Fund .....	67	.....	67	67	.....	67	48	.....	48
Other .....	39	.....	39	39	.....	39	38	.....	38
Federal Bureau of Investigation .....	597	.....	597	597	.....	597	581	.....	581
Drug Enforcement Administration .....	185	.....	185	185	.....	185	160	.....	160
Bureau of Alcohol, Tobacco, Firearms, and Explosives .....	64	.....	64	64	.....	64	95	.....	95
Federal Prison System .....	519	29	490	519	29	490	545	29	516
Office of Justice Programs:									
State and Local Law Enforcement Assistance .....	153	.....	153	153	.....	153	231	.....	231
Community Oriented Policing Services .....	66	.....	66	66	.....	66	33	.....	33
Crime Victims Fund .....	58	.....	58	58	.....	58	44	.....	44
Other .....	110	.....	110	110	.....	110	85	.....	85
Other .....	22	.....	22	22	.....	22	14	.....	14
Proprietary Receipts from the Public .....	.....	100	-100	.....	100	-100	.....	16	-16
Intrabudgetary Transactions .....	28	.....	28	28	.....	28	-732	.....	-732
Offsetting Governmental Receipts .....	.....	20	-20	.....	20	-20	.....	23	-23
<b>Total--Department of Justice .....</b>	<b>2,501</b>	<b>149</b>	<b>2,353</b>	<b>2,501</b>	<b>149</b>	<b>2,353</b>	<b>1,710</b>	<b>68</b>	<b>1,642</b>
<b>Department of Labor:</b>									
Employment and Training Administration:									
Training and Employment Services .....	360	.....	360	360	.....	360	<sup>3</sup> 490	.....	490
Office of Job Corps .....	111	.....	111	111	.....	111	<sup>3</sup> 144	.....	144
Community Service Employment for Older Americans .....	63	.....	63	63	.....	63	<sup>3</sup> 51	.....	51
Federal Unemployment Benefits and Allowances .....	53	.....	53	53	.....	53	<sup>3</sup> 48	.....	48
Federal Additional Unemployment Compensation Program-Recovery Act .....	607	.....	607	607	.....	607	902	.....	902
State Unemployment Insurance and Employment Service Operations .....	143	.....	143	143	.....	143	<sup>3</sup> 32	.....	32
Payments to the Unemployment Trust Fund .....	15,000	.....	15,000	15,000	.....	15,000	<sup>3</sup> .....	.....	.....
Advances to the Unemployment Trust Fund and Other Funds .....	110	.....	110	110	.....	110	.....	.....	.....
Program Administration .....	10	.....	10	10	.....	10	<sup>3</sup> 10	.....	10
Unemployment Trust Fund:									
Federal-State Unemployment Insurance:									
State Unemployment Benefits .....	9,707	.....	9,707	9,707	.....	9,707	10,749	.....	10,749
State Administrative Expenses .....	318	.....	318	318	.....	318	317	.....	317
Federal Administrative Expenses .....	16	.....	16	16	.....	16	-20	.....	-20
Other .....	(**)	.....	(**)	(**)	.....	(**)	(**)	.....	(**)
<b>Total--Unemployment Trust Fund .....</b>	<b>10,041</b>	.....	<b>10,041</b>	<b>10,041</b>	.....	<b>10,041</b>	<b>11,046</b>	.....	<b>11,046</b>
Other .....	(**)	.....	(**)	(**)	.....	(**)	<sup>3</sup> 21,683	.....	21,683
<b>Total--Employment and Training Administration .....</b>	<b>26,498</b>	.....	<b>26,498</b>	<b>26,498</b>	.....	<b>26,498</b>	<b>34,406</b>	.....	<b>34,406</b>
Pension Benefit Guaranty Corporation .....	500	857	-357	500	857	-357	409	714	-305
Employment Standards Administration .....	36	.....	36	36	.....	36	<sup>3</sup> 34	.....	34
Office of Workers' Compensation Programs:									
Special Benefits .....	-1,031	.....	-1,031	-1,031	.....	-1,031	<sup>3</sup> 950	.....	-950
Energy Employees Occupational Illness Compensation Fund .....									
.....	116	.....	116	116	.....	116	<sup>3</sup> 85	.....	85
Special Benefits for Disabled Coal Miners .....	17	.....	17	17	.....	17	<sup>3</sup> 19	.....	19
Black Lung Disability Trust Fund .....	22	.....	22	22	.....	22	23	.....	23
Other .....	16	.....	16	16	.....	16	<sup>3</sup> 19	.....	19
Occupational Safety and Health Administration .....	39	.....	39	39	.....	39	<sup>3</sup> 36	.....	36
Mine Safety and Health Administration .....	26	.....	26	26	.....	26	<sup>3</sup> 24	.....	24
Bureau of Labor Statistics .....	31	.....	31	31	.....	31	<sup>3</sup> 32	.....	32
Departmental Management .....	63	.....	63	63	.....	63	<sup>3</sup> 45	.....	45
Other .....	12	.....	12	12	.....	12	<sup>3</sup> 11	.....	11
Proprietary Receipts from the Public .....	.....	3	-3	.....	3	-3	.....	4	-4
Intrabudgetary Transactions .....	-15,148	.....	-15,148	-15,148	.....	-15,148	<sup>3</sup> -21,717	.....	-21,717
<b>Total--Department of Labor .....</b>	<b>11,198</b>	<b>860</b>	<b>10,338</b>	<b>11,198</b>	<b>860</b>	<b>10,338</b>	<b>12,476</b>	<b>718</b>	<b>11,759</b>
<b>Department of State:</b>									
Administration of Foreign Affairs:									
Diplomatic and Consular Programs .....	427	.....	427	427	.....	427	447	.....	447
Educational and Cultural Exchange Programs .....	52	.....	52	52	.....	52	43	.....	43
Embassy Security, Construction, and Maintenance .....	78	.....	78	78	.....	78	131	.....	131
Foreign Service Retirement and Disability Fund .....	68	.....	68	68	.....	68	68	.....	68
Other .....	104	.....	104	104	.....	104	109	.....	109
<b>Total--Administration of Foreign Affairs .....</b>	<b>729</b>	.....	<b>729</b>	<b>729</b>	.....	<b>729</b>	<b>798</b>	.....	<b>798</b>
International Organizations and Conferences .....	20	.....	20	20	.....	20	27	.....	27
Global Health and Child Survival .....	845	.....	845	845	.....	845	345	.....	345
Migration and Refugee Assistance .....	157	.....	157	157	.....	157	212	.....	212
International Narcotics Control and Law Enforcement .....	64	.....	64	64	.....	64	81	.....	81
Andean Counterdrug Programs .....	13	.....	13	13	.....	13	21	.....	21
Other .....	35	.....	35	35	.....	35	61	.....	61
Proprietary Receipts from the Public .....	.....	-3	3	.....	-3	3	.....	-19	19
Intrabudgetary Transactions .....	1	.....	1	1	.....	1	-31	.....	-31
<b>Total--Department of State .....</b>	<b>1,864</b>	<b>-3</b>	<b>1,867</b>	<b>1,864</b>	<b>-3</b>	<b>1,867</b>	<b>1,516</b>	<b>-19</b>	<b>1,535</b>

**Table 5. Outlays of the U.S. Government, October 2010 and Other Periods - Continued**

Classification	[\$ millions]								
	This Month			Current Fiscal Year to Date			Prior Fiscal Year to Date		
	Gross Outlays	Applicable Receipts	Outlays	Gross Outlays	Applicable Receipts	Outlays	Gross Outlays	Applicable Receipts	Outlays
<b>Department of Transportation:</b>									
Office of the Secretary .....	-55	.....	-55	-55	.....	-55	-24	.....	-24
<b>Federal Aviation Administration:</b>									
Operations .....	671	.....	671	671	.....	671	722	.....	722
<b>Airport and Airway Trust Fund:</b>									
Grants-In-Aid for Airports .....	426	.....	426	426	.....	426	426	.....	426
Facilities and Equipment .....	190	.....	190	190	.....	190	154	.....	154
Research, Engineering, and Development .....	18	.....	18	18	.....	18	9	.....	9
Total--Airport and Airway Trust Fund .....	634	.....	634	634	.....	634	588	.....	588
Other .....	-11	40	-51	-11	40	-51	-16	2	-17
Total--Federal Aviation Administration .....	1,295	40	1,254	1,295	40	1,254	1,295	2	1,293
<b>Federal Highway Administration:</b>									
<b>Highway Trust Fund:</b>									
Federal-Aid Highways .....	3,464	.....	3,464	3,464	.....	3,464	3,588	.....	3,588
Other .....	3	.....	3	3	.....	3	16	.....	16
Highway Infrastructure Investment, Recovery Act .....	1,221	.....	1,221	1,221	.....	1,221	1,310	.....	1,310
Other Programs .....	59	.....	59	59	.....	59	101	.....	101
Total--Federal Highway Administration .....	4,746	.....	4,746	4,746	.....	4,746	5,015	.....	5,015
Federal Motor Carrier Safety Administration .....	39	.....	39	39	.....	39	53	.....	53
National Highway Traffic Safety Administration .....	85	.....	85	85	.....	85	101	.....	101
<b>Federal Railroad Administration:</b>									
<b>Operating Subsidy Grants to the National Railroad Passenger Corporation .....</b>									
.....	.....	.....	.....	.....	.....	.....	47	.....	47
<b>Capital and Debt Service Grants to the National Railroad Passenger Corporation .....</b>									
.....	75	.....	75	75	.....	75	.....	.....	.....
<b>Capital Assistance for High Speed Rail Corridors and Intercity Passenger Rail Service, Recovery Act .....</b>									
.....	10	.....	10	10	.....	10	(**)	.....	(**)
Other .....	12	1	11	12	1	11	17	1	16
Total--Federal Railroad Administration .....	97	1	96	97	1	96	63	1	63
<b>Federal Transit Administration:</b>									
Formula Grants .....	12	.....	12	12	.....	12	37	.....	37
Capital Investment Grants .....	100	.....	100	100	.....	100	207	.....	207
Formula and Bus Grants .....	609	.....	609	609	.....	609	599	.....	599
Transit Capital Assistance, Recovery Act .....	228	.....	228	228	.....	228	154	.....	154
Other .....	33	.....	33	33	.....	33	28	.....	28
Total--Federal Transit Administration .....	982	.....	982	982	.....	982	1,025	.....	1,025
Maritime Administration .....	54	6	49	54	6	49	62	16	47
Other .....	-6	(**)	-6	-6	(**)	-6	9	1	8
Proprietary Receipts from the Public .....	.....	9	-9	.....	9	-9	.....	1	-1
<b>Intrabudgetary Transactions:</b>									
Other .....	(**)	.....	(**)	(**)	.....	(**)	-2	.....	-2
Offsetting Governmental Receipts .....	.....	(**)	(**)	.....	(**)	(**)	.....	(**)	(**)
<b>Total--Department of Transportation .....</b>	<b>7,237</b>	<b>55</b>	<b>7,182</b>	<b>7,237</b>	<b>55</b>	<b>7,182</b>	<b>7,597</b>	<b>20</b>	<b>7,577</b>
<b>Department of the Treasury:</b>									
<b>Departmental Offices:</b>									
Exchange Stabilization Fund .....	.....	34	-34	.....	34	-34	.....	240	-240
Grants for Specified Energy Property in Lieu of Tax Credit .....	187	.....	187	187	.....	187	117	.....	117
Troubled Asset Relief Programs .....	192	.....	192	192	.....	192	175	.....	175
Other .....	502	.....	502	502	.....	502	155	.....	155
<b>Financial Management Service:</b>									
Payment to the Resolution Funding Corporation .....	525	.....	525	525	.....	525	583	.....	583
Financial Agent Services .....	40	.....	40	40	.....	40	52	.....	52
Interest Paid to Credit Financing Accounts .....	(**)	.....	(**)	(**)	.....	(**)	-3	.....	-3
Claims, Judgements, and Relief Acts .....	131	.....	131	131	.....	131	128	.....	128
Other .....	31	(**)	31	31	(**)	31	36	(**)	36
Total--Financial Management Service .....	727	(**)	727	727	(**)	727	796	(**)	796
Federal Financing Bank .....	-34	.....	-34	-34	.....	-34	-26	.....	-26
<b>Alcohol and Tobacco Tax and Trade Bureau:</b>									
Salaries and Expenses .....	9	.....	9	9	.....	9	7	.....	7
Internal Revenue Collections for Puerto Rico .....	25	.....	25	25	.....	25	33	.....	33
Bureau of Engraving and Printing .....	8	.....	8	8	.....	8	5	.....	5
United States Mint .....	362	436	-74	362	436	-74	298	454	-156
Bureau of the Public Debt .....	9	.....	9	9	.....	9	9	.....	9
<b>Internal Revenue Service:</b>									
Taxpayer Services .....	163	.....	163	163	.....	163	168	.....	168
Enforcement .....	428	.....	428	428	.....	428	414	.....	414
Operations Support .....	311	.....	311	311	.....	311	290	.....	290
Payment Where Earned Income Credit Exceeds Liability for Tax .....	60	.....	60	60	.....	60	143	.....	143
Payment Where Child Credit Exceeds Liability for Tax .....	138	.....	138	138	.....	138	147	.....	147
Payment Where Tax Credits to Aid First Time Homebuyers Exceeds Liability for Tax .....	250	.....	250	250	.....	250	617	.....	617
Payment Where Making Work Pay Credit Exceeds Liability for Tax, Recovery Act .....	101	.....	101	101	.....	101	.....	.....	.....
Refunding Internal Revenue Collections, Interest .....	240	.....	240	240	.....	240	381	.....	381
Other .....	397	(**)	397	397	(**)	397	66	(**)	66
Total--Internal Revenue Service .....	2,088	(**)	2,088	2,088	(**)	2,088	2,227	(**)	2,226

**Table 5. Outlays of the U.S. Government, October 2010 and Other Periods - Continued**

Classification	[\$ millions]								
	This Month			Current Fiscal Year to Date			Prior Fiscal Year to Date		
	Gross Outlays	Applicable Receipts	Outlays	Gross Outlays	Applicable Receipts	Outlays	Gross Outlays	Applicable Receipts	Outlays
<b>Department of the Treasury: —Continued</b>									
Comptroller of the Currency.....	61	-2	62	61	-2	62	60	-3	62
Office of Thrift Supervision.....	21	1	20	21	1	20	43	2	41
Interest on the Public Debt:									
Interest on Treasury Debt Securities (Gross):									
Public Issues (Accrual Basis).....	19,119	.....	19,119	19,119	.....	19,119	17,706	.....	17,706
Special Issues (Cash Basis).....	5,024	.....	5,024	5,024	.....	5,024	5,126	.....	5,126
Total--Interest on Treasury Debt Securities (Gross).....	24,143	.....	24,143	24,143	.....	24,143	22,832	.....	22,832
Total--Interest on the Public Debt.....	24,143	.....	24,143	24,143	.....	24,143	22,832	.....	22,832
Other.....	5	.....	5	5	.....	5	5	.....	5
Proprietary Receipts from the Public.....	.....	211	-211	.....	211	-211	.....	1,526	-526
Intrabudgetary Transactions.....	-93	.....	-93	-93	.....	-93	-6	.....	-6
<b>Total--Department of the Treasury.....</b>	<b>28,210</b>	<b>681</b>	<b>27,528</b>	<b>28,210</b>	<b>681</b>	<b>27,528</b>	<b>26,728</b>	<b>1,220</b>	<b>25,509</b>
<b>Department of Veterans Affairs:</b>									
Veterans Health Administration:									
Medical Services.....	3,755	.....	3,755	3,755	.....	3,755	3,488	.....	3,488
Medical Support and Compliance.....	519	.....	519	519	.....	519	464	.....	464
Medical Facilities.....	407	.....	407	407	.....	407	421	.....	421
Other.....	103	30	73	103	30	73	107	28	78
Benefit Programs:									
Public Enterprise Funds:									
Housing Accounts.....	1	1	-1	1	1	-1	1	2	-1
Other.....	83	77	6	83	77	6	92	78	14
Compensation and Pensions.....	4,073	.....	4,073	4,073	.....	4,073	7,394	.....	7,394
Readjustment Benefits.....	902	.....	902	902	.....	902	875	.....	875
Insurance Funds:									
National Service Life.....	90	.....	90	90	.....	90	95	.....	95
Veterans Special Life.....	12	2	11	12	2	11	11	2	9
Other.....	5	.....	5	5	.....	5	27	.....	27
Total--Benefit Programs.....	5,165	80	5,085	5,165	80	5,085	8,496	83	8,413
Departmental Administration:									
Construction.....	115	.....	115	115	.....	115	135	.....	135
Information Technology Systems.....	232	.....	232	232	.....	232	232	.....	232
General Operating Expenses.....	295	.....	295	295	.....	295	273	.....	273
Other.....	71	.....	71	71	.....	71	65	.....	65
Proprietary Receipts from the Public:									
National Service Life.....	.....	8	-8	.....	8	-8	.....	6	-6
Other.....	.....	269	-269	.....	269	-269	.....	298	-298
Intrabudgetary Transactions.....	-9	.....	-9	-9	.....	-9	-4	.....	-4
<b>Total--Department of Veterans Affairs.....</b>	<b>10,652</b>	<b>387</b>	<b>10,265</b>	<b>10,652</b>	<b>387</b>	<b>10,265</b>	<b>13,678</b>	<b>415</b>	<b>13,263</b>
<b>Corps of Engineers:</b>									
Construction.....	703	.....	703	703	.....	703	225	.....	225
Operation and Maintenance.....	276	.....	276	276	.....	276	253	.....	253
Flood Control and Coastal Emergencies.....	133	.....	133	133	.....	133	108	.....	108
Rivers and Harbors Contributed Funds.....	260	.....	260	260	.....	260	25	.....	25
Other.....	141	.....	141	141	.....	141	113	.....	113
Proprietary Receipts from the Public.....	.....	631	-631	.....	631	-631	.....	64	-64
Intrabudgetary Transactions.....	(**)	.....	(**)	(**)	.....	(**)	1	.....	1
<b>Total--Corps of Engineers.....</b>	<b>1,513</b>	<b>631</b>	<b>882</b>	<b>1,513</b>	<b>631</b>	<b>882</b>	<b>725</b>	<b>64</b>	<b>661</b>
<b>Other Defense Civil Programs:</b>									
Military Retirement:									
Payment to Military Retirement Fund.....	61,404	.....	61,404	61,404	.....	61,404	58,619	.....	58,619
Military Retirement Fund.....	4,227	.....	4,227	4,227	.....	4,227	4,205	.....	4,205
Retiree Health Care:									
Payment to Department of Defense									
Medicare-Eligible Retiree Health Care Fund.....	9,785	.....	9,785	9,785	.....	9,785	10,006	.....	10,006
Department of Defense Medicare-Eligible									
Retiree Health Care Fund.....	1,119	.....	1,119	1,119	.....	1,119	950	.....	950
Educational Benefits.....	37	.....	37	37	.....	37	39	.....	39
Other.....	20	.....	20	20	.....	20	21	.....	21
Proprietary Receipts from the Public.....	.....	1	-1	.....	1	-1	.....	2	-2
Intrabudgetary Transactions.....	-73,003	.....	-73,003	-73,003	.....	-73,003	-70,348	.....	-70,348
<b>Total--Other Defense Civil Programs.....</b>	<b>3,589</b>	<b>1</b>	<b>3,588</b>	<b>3,589</b>	<b>1</b>	<b>3,588</b>	<b>3,491</b>	<b>2</b>	<b>3,489</b>
<b>Environmental Protection Agency:</b>									
Science and Technology.....	67	.....	67	67	.....	67	66	.....	66
Environmental Programs and Management.....	229	.....	229	229	.....	229	213	.....	213
State and Tribal Assistance Grants.....	579	.....	579	579	.....	579	369	.....	369
Hazardous Substance Superfund.....	112	.....	112	112	.....	112	123	.....	123
Other.....	(**)	.....	(**)	(**)	.....	(**)	(**)	.....	(**)
Proprietary Receipts from the Public.....	.....	-22	22	.....	-22	22	.....	-12	12
Intrabudgetary Transactions.....	10	.....	10	10	.....	10	24	.....	24
Offsetting Governmental Receipts.....	.....	2	-2	.....	2	-2	.....	1	-1
<b>Total--Environmental Protection Agency.....</b>	<b>998</b>	<b>-20</b>	<b>1,019</b>	<b>998</b>	<b>-20</b>	<b>1,019</b>	<b>795</b>	<b>-11</b>	<b>806</b>

**Table 5. Outlays of the U.S. Government, October 2010 and Other Periods - Continued**

Classification	[\$ millions]								
	This Month			Current Fiscal Year to Date			Prior Fiscal Year to Date		
	Gross Outlays	Applicable Receipts	Outlays	Gross Outlays	Applicable Receipts	Outlays	Gross Outlays	Applicable Receipts	Outlays
<b>Executive Office of the President:</b>									
The White House.....	7	.....	7	7	.....	7	7	.....	7
Office of Management and Budget.....	11	.....	11	11	.....	11	10	.....	10
Unanticipated Needs:									
Iraq Relief and Reconstruction Fund.....	11	.....	11	11	.....	11	11	.....	11
Other.....	(**)	.....	(**)	(**)	.....	(**)	.....	.....	.....
Other.....	22	.....	22	22	.....	22	23	.....	23
Proprietary Receipts from the Public.....	.....	(**)	(**)	.....	(**)	(**)	.....	(**)	(**)
Intrabudgetary Transactions.....	.....	.....	.....	.....	.....	.....	(**)	.....	(**)
<b>Total--Executive Office of the President.....</b>	<b>51</b>	<b>(**)</b>	<b>51</b>	<b>51</b>	<b>(**)</b>	<b>51</b>	<b>51</b>	<b>(**)</b>	<b>51</b>
<b>General Services Administration:</b>									
Real Property Activities.....	57	.....	57	57	.....	57	82	.....	82
Supply and Technology Activities.....	-66	.....	-66	-66	.....	-66	-4	.....	-4
General Activities.....	41	.....	41	41	.....	41	30	.....	30
Proprietary Receipts from the Public.....	.....	9	-9	.....	9	-9	.....	27	-27
Intrabudgetary Transactions.....	-2	.....	-2	-2	.....	-2	-2	.....	-2
<b>Total--General Services Administration.....</b>	<b>29</b>	<b>9</b>	<b>20</b>	<b>29</b>	<b>9</b>	<b>20</b>	<b>105</b>	<b>27</b>	<b>78</b>
<b>International Assistance Programs:</b>									
Millennium Challenge Corporation.....	109	.....	109	109	.....	109	72	.....	72
International Security Assistance:									
Foreign Military Financing Program.....	80	.....	80	80	.....	80	867	.....	867
Economic Support Fund.....	535	.....	535	535	.....	535	359	.....	359
Other.....	67	1	66	67	1	66	87	1	86
Total--International Security Assistance.....	<b>682</b>	<b>1</b>	<b>681</b>	<b>682</b>	<b>1</b>	<b>681</b>	<b>1,313</b>	<b>1</b>	<b>1,313</b>
Multilateral Assistance:									
Other.....	482	.....	482	482	.....	482	177	.....	177
Proprietary Receipts from the Public.....	.....	27	-27	.....	27	-27	.....	57	-7
Total--Multilateral Assistance.....	<b>482</b>	<b>27</b>	<b>455</b>	<b>482</b>	<b>27</b>	<b>455</b>	<b>177</b>	<b>7</b>	<b>169</b>
<b>Agency for International Development:</b>									
Development Assistance Program.....	114	.....	114	114	.....	114	114	.....	114
Assistance for Europe, Eurasia and Central Asia.....	19	.....	19	19	.....	19	10	.....	10
International Disaster Assistance.....	137	.....	137	137	.....	137	55	.....	55
Operating Expenses.....	125	.....	125	125	.....	125	75	.....	75
Other.....	78	23	55	78	23	55	66	24	42
Proprietary Receipts from the Public.....	.....	4	-4	.....	4	-4	.....	(**)	(**)
Intrabudgetary Transactions.....	-8	.....	-8	-8	.....	-8	9	.....	9
Total--Agency for International Development.....	<b>465</b>	<b>27</b>	<b>439</b>	<b>465</b>	<b>27</b>	<b>439</b>	<b>329</b>	<b>24</b>	<b>306</b>
<b>Overseas Private Investment Corporation:</b>									
Overseas Private Investment Corporation Accounts.....	11	1	10	11	1	10	5	4	1
Proprietary Receipts from the Public.....	.....	4	-4	.....	4	-4	.....	2	-2
Total--Overseas Private Investment Corporation.....	<b>11</b>	<b>4</b>	<b>7</b>	<b>11</b>	<b>4</b>	<b>7</b>	<b>5</b>	<b>6</b>	<b>-1</b>
Peace Corps.....	30	(**)	30	30	(**)	30	24	(**)	24
International Monetary Programs.....	-131	.....	-131	-131	.....	-131	-47	.....	-47
<b>Military Sales Programs:</b>									
Foreign Military Sales Trust Fund.....	1,660	.....	1,660	1,660	.....	1,660	1,794	.....	1,794
Other.....	(**)	.....	(**)	(**)	.....	(**)	.....	.....	.....
Proprietary Receipts from the Public.....	.....	2,261	-2,261	.....	2,261	-2,261	.....	1,278	-1,278
Other.....	8	(**)	8	8	(**)	8	14	(**)	14
Total--International Assistance Programs.....	<b>3,317</b>	<b>2,320</b>	<b>997</b>	<b>3,317</b>	<b>2,320</b>	<b>997</b>	<b>3,682</b>	<b>1,316</b>	<b>2,366</b>
<b>National Aeronautics and Space Administration:</b>									
Science.....	362	.....	362	362	.....	362	348	.....	348
Aeronautics.....	41	.....	41	41	.....	41	33	.....	33
Exploration.....	230	.....	230	230	.....	230	224	.....	224
Cross Agency Support.....	286	.....	286	286	.....	286	41	.....	41
Space Operations.....	359	.....	359	359	.....	359	414	.....	414
Other.....	29	.....	29	29	.....	29	10	.....	10
Proprietary Receipts from the Public.....	.....	61	-61	.....	61	-61	.....	(**)	(**)
Intrabudgetary Transactions.....	(**)	.....	(**)	(**)	.....	(**)	1	.....	1
Total--National Aeronautics and Space Administration.....	<b>1,308</b>	<b>61</b>	<b>1,247</b>	<b>1,308</b>	<b>61</b>	<b>1,247</b>	<b>1,071</b>	<b>(**)</b>	<b>1,071</b>
<b>National Science Foundation:</b>									
Research and Related Activities.....	513	.....	513	513	.....	513	444	.....	444
Education and Human Resources.....	2	.....	2	2	.....	2	52	.....	52
Other.....	32	.....	32	32	.....	32	33	.....	33
Proprietary Receipts from the Public.....	.....	1	-1	.....	1	-1	.....	1	-1
Total--National Science Foundation.....	<b>547</b>	<b>1</b>	<b>546</b>	<b>547</b>	<b>1</b>	<b>546</b>	<b>529</b>	<b>1</b>	<b>528</b>

**Table 5. Outlays of the U.S. Government, October 2010 and Other Periods - Continued**

Classification	[\$ millions]								
	This Month			Current Fiscal Year to Date			Prior Fiscal Year to Date		
	Gross Outlays	Applicable Receipts	Outlays	Gross Outlays	Applicable Receipts	Outlays	Gross Outlays	Applicable Receipts	Outlays
<b>Office of Personnel Management:</b>									
Government Payment for Annuity, Employees									
Health and Life Insurance Benefits .....	819	.....	819	819	.....	819	774	.....	774
Civil Service Retirement and Disability Fund .....	5,940	.....	5,940	5,940	.....	5,940	5,846	.....	5,846
Employees Life Insurance Fund .....	190	307	-118	190	307	-118	211	295	-84
Employees and Retired Employees Health Benefits Fund .....	3,304	3,702	-398	3,304	3,702	-398	3,169	3,413	-244
Other .....	31	.....	31	31	.....	31	59	.....	59
Proprietary Receipts from the Public .....	.....	1	-1	.....	1	-1	.....	1	-1
Intrabudgetary Transactions:									
Civil Service Retirement and Disability Fund:									
Other .....	-5	.....	-5	-5	.....	-5	-5	.....	-5
<b>Total--Office of Personnel Management .....</b>	<b>10,279</b>	<b>4,010</b>	<b>6,269</b>	<b>10,279</b>	<b>4,010</b>	<b>6,269</b>	<b>10,055</b>	<b>3,709</b>	<b>6,346</b>
<b>Small Business Administration:</b>									
Salaries and Expenses .....	56	(**)	56	56	(**)	56	49	.....	49
Business Loans Program .....	27	.....	27	27	.....	27	38	.....	38
Disaster Loans Program .....	4	.....	4	4	.....	4	5	.....	5
Other .....	5	3	2	5	3	2	19	15	4
Proprietary Receipts from the Public .....	.....	(**)	(**)	.....	(**)	(**)	.....	(**)	(**)
<b>Total--Small Business Administration .....</b>	<b>93</b>	<b>3</b>	<b>90</b>	<b>93</b>	<b>3</b>	<b>90</b>	<b>111</b>	<b>15</b>	<b>96</b>
<b>Social Security Administration:</b>									
Payments to Social Security Trust Funds .....	6,045	.....	6,045	6,045	.....	6,045	4,916	.....	4,916
Supplemental Security Income Program .....	4,029	.....	4,029	4,029	.....	4,029	7,620	.....	7,620
Economic Recovery Payments .....	5	.....	5	5	.....	5	13	.....	13
Federal Old-Age and Survivors Insurance Trust Fund									
(Off-Budget):									
Benefit Payments .....	48,469	.....	48,469	48,469	.....	48,469	46,855	.....	46,855
Administrative Expenses .....	405	.....	405	405	.....	405	395	.....	395
<b>Total--FOASI Trust Fund .....</b>	<b>48,874</b>	<b>.....</b>	<b>48,874</b>	<b>48,874</b>	<b>.....</b>	<b>48,874</b>	<b>47,250</b>	<b>.....</b>	<b>47,250</b>
Federal Disability Insurance Trust Fund									
(Off-Budget):									
Benefit Payments .....	10,534	.....	10,534	10,534	.....	10,534	10,087	.....	10,087
Administrative Expenses .....	288	.....	288	288	.....	288	256	.....	256
<b>Total--FDI Trust Fund .....</b>	<b>10,822</b>	<b>.....</b>	<b>10,822</b>	<b>10,822</b>	<b>.....</b>	<b>10,822</b>	<b>10,343</b>	<b>.....</b>	<b>10,343</b>
Other .....	17	.....	17	17	.....	17	*3	.....	3
Proprietary Receipts from the Public:									
On-Budget .....	.....	50	-50	.....	50	-50	.....	24	-24
Off-Budget .....	.....	3	-3	.....	3	-3	.....	3	-3
Intrabudgetary Transactions:									
Off-Budget? .....	-6,045	.....	-6,045	-6,045	.....	-6,045	-4,916	.....	-4,916
<b>Total--Social Security Administration .....</b>	<b>63,747</b>	<b>53</b>	<b>63,695</b>	<b>63,747</b>	<b>53</b>	<b>63,695</b>	<b>65,229</b>	<b>27</b>	<b>65,202</b>
<b>Other Independent Agencies:</b>									
Broadcasting Board of Governors .....	62	-1	62	62	-1	62	859	-3	62
Corporation for National and Community Service .....	92	(**)	92	92	(**)	92	98	(**)	98
Corporation for Public Broadcasting .....	430	.....	430	430	.....	430	420	.....	420
District of Columbia:									
Courts .....	30	.....	30	30	.....	30	33	.....	33
General and Special Payments .....	51	(**)	51	51	(**)	51	51	(**)	51
Equal Employment Opportunity Commission .....	42	(**)	41	42	(**)	41	39	(**)	39
Export-Import Bank of the United States .....	-51	20	-71	-51	20	-71	-19	2	-21
Federal Communications Commission:									
Universal Service Fund .....	831	.....	831	831	.....	831	784	.....	784
Spectrum Auction Program Account .....	(**)	.....	(**)	(**)	.....	(**)	(**)	.....	(**)
Other .....	30	.....	30	30	.....	30	33	2	31
Federal Deposit Insurance Corporation:									
Deposit Insurance Fund .....	748	(**)	748	748	(**)	748	376	424	-48
FSLIC Resolution Fund .....	2	13	-11	2	13	-11	2	(**)	2
<b>Total--Federal Deposit Insurance Corporation .....</b>	<b>750</b>	<b>14</b>	<b>736</b>	<b>750</b>	<b>14</b>	<b>736</b>	<b>378</b>	<b>424</b>	<b>-46</b>
Federal Drug Control Programs .....	30	.....	30	30	.....	30	18	.....	18
Federal Housing Finance Agency .....	12	.....	12	12	.....	12	10	.....	10
Intelligence Community Management Account .....	13	.....	13	13	.....	13	20	.....	20
Legal Services Corporation .....	(**)	.....	(**)	(**)	.....	(**)	1	.....	1
National Archives and Records Administration .....	49	2	47	49	2	47	47	2	45



**Table 5. Outlays of the U.S. Government, October 2010 and Other Periods - Continued**

Classification	[\$ millions]								
	This Month			Current Fiscal Year to Date			Prior Fiscal Year to Date		
	Gross Outlays	Applicable Receipts	Outlays	Gross Outlays	Applicable Receipts	Outlays	Gross Outlays	Applicable Receipts	Outlays
<b>Other Independent Agencies: —Continued</b>									
National Credit Union Administration .....	11,086	17,007	-5,921	11,086	17,007	-5,921	59	31	28
National Endowment for the Arts .....	18	(**)	18	18	(**)	18	18	(**)	18
National Endowment for the Humanities .....	12	.....	12	12	.....	12	13	.....	13
Institute of Museum and Library Services .....	25	.....	25	25	.....	25	22	.....	22
National Labor Relations Board .....	31	(**)	31	31	(**)	31	29	(**)	29
Nuclear Regulatory Commission .....	102	7	95	102	7	95	102	89	13
<b>Postal Service:</b>									
<b>Off-Budget:</b>									
Public Enterprise Funds .....	7,726	6,018	1,708	7,726	6,018	1,708	7,579	6,057	1,522
Other .....	37	.....	37	37	.....	37	17	.....	17
Other .....	94	.....	94	94	.....	94	85	.....	85
<b>Railroad Retirement Board:</b>									
Federal Windfall Subsidy .....	5	.....	5	5	.....	5	5	.....	5
Federal Payments to the Railroad Retirement Accounts .....	117	.....	117	117	.....	117	110	.....	110
<b>Railroad Unemployment Insurance Trust Fund:</b>									
Benefit Payments .....	9	.....	9	9	.....	9	16	.....	16
Transfer to Administrative Funds .....	1	.....	1	1	.....	1	2	.....	2
<b>Rail Industry Pension Fund:</b>									
Benefit Payments .....	378	.....	378	378	.....	378	364	.....	364
Advances from FOASDI Fund .....	-113	.....	-113	-113	.....	-113	-110	.....	-110
OASDI Certifications .....	113	.....	113	113	.....	113	113	.....	113
Transfer to Administrative Funds .....	6	.....	6	6	.....	6	8	.....	8
Other .....	(**)	.....	(**)	(**)	.....	(**)	(**)	.....	(**)
<b>National Railroad Retirement Investment Trust:</b>									
Administrative Expenses .....	9	.....	9	9	.....	9	6	.....	6
Transfers to the Railroad Retirement Trust Funds from the National Railroad Retirement Investment Trust .....	104	.....	104	104	.....	104	193	.....	193
<b>Railroad Social Security Equivalent Benefit Account:</b>									
Benefit Payments .....	523	.....	523	523	.....	523	520	.....	520
Transfer to Administrative Funds .....	3	.....	3	3	.....	3	4	.....	4
Other .....	5	.....	5	5	.....	5	-1	.....	-1
Proprietary Receipts from the Public .....	.....	1,515	-1,515	.....	1,515	-1,515	.....	852	-852
<b>Intrabudgetary Transactions:</b>									
Other .....	-221	.....	-221	-221	.....	-221	-303	.....	-303
<b>Total--Railroad Retirement Board .....</b>	<b>939</b>	<b>1,515</b>	<b>-576</b>	<b>939</b>	<b>1,515</b>	<b>-576</b>	<b>929</b>	<b>852</b>	<b>77</b>
Securities and Exchange Commission .....	94	(**)	94	94	(**)	94	73	(**)	73
Smithsonian Institution .....	62	.....	62	62	.....	62	73	.....	73
Tennessee Valley Authority .....	2,796	2,498	298	2,796	2,498	298	3,115	3,169	-54
Other .....	188	61	126	188	61	126	170	33	137
<b>Total--Other Independent Agencies .....</b>	<b>25,580</b>	<b>27,142</b>	<b>-1,562</b>	<b>25,580</b>	<b>27,142</b>	<b>-1,562</b>	<b>14,258</b>	<b>10,660</b>	<b>3,598</b>
<b>Undistributed Offsetting Receipts:</b>									
Other Interest .....	.....	.....	.....	.....	.....	.....	.....	(**)	(**)
<b>Employer Share, Employee Retirement:</b>									
<b>Department of Health and Human Services:</b>									
<b>Federal Hospital Insurance Trust Fund:</b>									
Federal Employer Contributions .....	-287	.....	-287	-287	.....	-287	-277	.....	-277
Postal Service Employer Contributions .....	-61	.....	-61	-61	.....	-61	-68	.....	-68
<b>Department of State:</b>									
Foreign Service Retirement and Disability Fund .....	-23	.....	-23	-23	.....	-23	-20	.....	-20
<b>Other Defense Civil Programs:</b>									
Military Retirement Fund .....	-6,497	.....	-6,497	-6,497	.....	-6,497	-5,780	.....	-5,780
<b>Department of Defense Medicare-Eligible Retiree Health Care Fund:</b>									
Retiree Health Care Fund .....	-11,315	.....	-11,315	-11,315	.....	-11,315	-11,097	.....	-11,097
<b>Office of Personnel Management:</b>									
Civil Service Retirement and Disability Fund .....	-2,122	.....	-2,122	-2,122	.....	-2,122	-1,986	.....	-1,986
<b>Social Security Administration (Off-Budget):</b>									
<b>Federal Old-Age and Survivors Insurance Trust Fund:</b>									
Federal Employer Contributions .....	-997	.....	-997	-997	.....	-997	-959	.....	-959
<b>Federal Disability Insurance Trust Fund:</b>									
Federal Employer Contributions .....	-169	.....	-169	-169	.....	-169	-163	.....	-163
Other .....	(**)	.....	(**)	(**)	.....	(**)	(**)	.....	(**)
<b>Total--Employer Share, Employee Retirement .....</b>	<b>-21,471</b>	<b>.....</b>	<b>-21,471</b>	<b>-21,471</b>	<b>.....</b>	<b>-21,471</b>	<b>-20,351</b>	<b>.....</b>	<b>-20,351</b>

**Table 5. Outlays of the U.S. Government, October 2010 and Other Periods - Continued**

Classification	[\$ millions]								
	This Month			Current Fiscal Year to Date			Prior Fiscal Year to Date		
	Gross Outlays	Applicable Receipts	Outlays	Gross Outlays	Applicable Receipts	Outlays	Gross Outlays	Applicable Receipts	Outlays
<b>Undistributed Offsetting Receipts:—Continued</b>									
Interest Received by Trust Funds:									
Judicial Branch:									
Judicial Survivors Annuity Fund.....	(**)	.....	(**)	(**)	.....	(**)	-1	.....	-1
Department of Health and Human Services:									
Federal Hospital Insurance Trust Fund.....	-49	.....	-49	-49	.....	-49	-84	.....	-84
Federal Supplementary Medical Insurance Trust Fund.....	-21	.....	-21	-21	.....	-21	-32	.....	-32
Department of Homeland Security:									
Oil Spill Liability Trust Fund.....	2	.....	2	2	.....	2	(**)	.....	(**)
Other.....	(**)	.....	(**)	(**)	.....	(**)	(**)	.....	(**)
Department of Labor:									
Unemployment Trust Fund.....	-13	.....	-13	-13	.....	-13	-24	.....	-24
Department of State:									
Foreign Service Retirement and Disability Fund.....	(**)	.....	(**)	(**)	.....	(**)	(**)	.....	(**)
Department of Transportation:									
Airport and Airway Trust Fund.....	.....	.....	.....	.....	.....	.....	-2	.....	-2
Department of Veterans Affairs:									
National Service Life Insurance Fund.....	-1	.....	-1	-1	.....	-1	-2	.....	-2
United States Government Life Insurance Fund.....	(**)	.....	(**)	(**)	.....	(**)	(**)	.....	(**)
Corps of Engineers.....	(**)	.....	(**)	(**)	.....	(**)	(**)	.....	(**)
Other Defense Civil Programs:									
Military Retirement Fund.....	-2,937	.....	-2,937	-2,937	.....	-2,937	-2,980	.....	-2,980
Educational Benefits Fund.....	1	.....	1	1	.....	1	(**)	.....	(**)
Armed Forces Retirement Home.....	(**)	.....	(**)	(**)	.....	(**)	(**)	.....	(**)
Environmental Protection Agency.....	-10	.....	-10	-10	.....	-10	-8	.....	-8
Office of Personnel Management:									
Civil Service Retirement and Disability Fund.....	-3	.....	-3	-3	.....	-3	-3	.....	-3
Social Security Administration (Off-Budget):									
Federal Old-Age and Survivors Insurance Trust Fund.....	-73	.....	-73	-73	.....	-73	-27	.....	-27
Federal Disability Insurance Trust Fund.....	-25	.....	-25	-25	.....	-25	-39	.....	-39
Independent Agencies:									
Railroad Retirement Board.....	-8	.....	-8	-8	.....	-8	(**)	.....	(**)
Other.....	(**)	.....	(**)	(**)	.....	(**)	-1	.....	-1
Other.....	-3	.....	-3	-3	.....	-3	(**)	.....	(**)
Total--Interest Received by Trust Funds.....	-3,141	.....	-3,141	-3,141	.....	-3,141	-3,202	.....	-3,202
Rents and Royalties on the Outer Continental Shelf Lands.....	.....	-76	76	.....	-76	76	.....	165	-165
Total--Undistributed Offsetting Receipts.....	-24,612	-76	-24,536	-24,612	-76	-24,536	-23,553	165	-23,718
Total Outlays.....	333,726	47,343	286,384	333,726	47,343	286,384	339,733	28,077	311,657
Total On-Budget.....	273,576	41,321	232,255	273,576	41,321	232,255	280,649	22,017	258,632
Total Off-Budget.....	60,150	6,022	54,128	60,150	6,022	54,128	59,085	6,060	53,025
Total Surplus (+) or Deficit.....			-140,432			-140,432			-176,363
Total On-Budget.....			-132,553			-132,553			-169,976
Total Off-Budget.....			-7,879			-7,879			-6,387

**MEMORANDUM**

Receipts Offset Against Outlays (In Millions)

	Current Fiscal Year to Date	Comparable Period Prior Fiscal Year
Proprietary Receipts.....	13,033	11,201
Intrabudgetary Transactions.....	136,712	143,849
Governmental Receipts.....	415	439
Total Receipts Offset Against Outlays.....	150,159	155,489

<sup>1</sup>Outlays have been decreased for the Department of Health and Human Services and correspondingly increased for the Department of Treasury by \$2 million in the month of September 2010.

<sup>2</sup>Outlays have been decreased and correspondingly increased by \$2 million for the month of September 2010 to reflect additional reporting by Department of Interior.

<sup>3</sup>Outlays have been revised for various programs throughout the Department of Labor resulting in an overall increase of \$167 million for the month of September 2010.

<sup>4</sup>Outlays have been decreased by \$20 million for the month of September 2010 to reflect additional reporting by Department of Treasury.

<sup>5</sup>Outlays have been increased by \$1 million for the month of September 2010 as a result of reclassification of Gifts and Donations Receipts from Governmental Receipts to Proprietary Receipts from the Public.

<sup>6</sup>Outlays have been increased and correspondingly decreased by \$1 million for the month of September 2010 to reflect additional reporting by Social Security Administration.

<sup>7</sup>Includes FICA and SECA tax credits, non-contributory military service credits, special benefits for the aged, and credit for the unnegotiated OASI benefit checks.

<sup>8</sup>Outlays have been decreased by \$1 million for the month of September 2010 to reflect additional reporting by Broadcasting Board of Governors.

... No Transactions

(\*\*) Less than \$500,000

Note: Details may not add to totals due to rounding.

This Page Left Blank Intentionally

---

**Table 6. Means of Financing the Deficit or Disposition of Surplus by the U.S. Government, October 2010 and Other Periods**

Assets and Liabilities Directly Related to Budget Off-Budget Activity	[\$ millions]					
	Net Transactions (-) denotes net reduction of either liability or asset accounts			Account Balances Current Fiscal Year		
	This Month	Fiscal Year to Date		Beginning of		Close of This Month
This Year		Prior Year	This Year	This Month		
<b>Liability Accounts:</b>						
Borrowing from the Public:						
Treasury Securities, Issued Under General Financing Authorities:						
Debt Held by the Public .....	47,071	47,071	-63,975	9,022,808	9,022,808	9,069,879
Intragovernmental Holdings .....	60,132	60,132	47,237	4,538,815	4,538,815	4,598,946
Total Treasury Securities Outstanding .....	107,202	107,202	-16,738	13,561,623	13,561,623	13,668,825
Plus Premium on Treasury Securities .....	684	684	2,010	14,350	14,350	15,034
Less Discount on Treasury Securities .....	-826	-826	-1,586	73,314	73,314	72,488
Total Treasury Securities Net Of Premium and Discount .....	108,712	108,712	-13,142	13,502,659	13,502,659	13,611,371
Agency Securities, Issued Under Special Financing Authorities (See Schedule B. for Other Agency Borrowing, See Schedule C) .....	111	111	-43	23,974	23,974	24,085
Total Federal Securities .....	108,823	108,823	-13,185	13,526,633	13,526,633	13,635,456
Deduct:						
Federal Securities Held As Investments of Government Accounts (See Schedule D) .....	60,659	60,659	46,479	4,534,014	4,534,014	4,594,673
Less Discount on Federal Securities Held As Investments of Government Accounts .....	-374	-374	-1,018	25,145	25,145	24,771
Net Federal Securities Held As Investments of Government Accounts .....	61,033	61,033	47,496	4,508,869	4,508,869	4,569,902
Total Borrowing from the Public .....	47,790	47,790	-60,681	9,017,764	9,017,764	9,065,554
Accrued Interest Payable to the Public .....	14,154	14,154	12,107	47,041	47,041	61,196
Allocations of Special Drawing Rights .....	551	551	195	54,958	54,958	55,509
Deposit Funds .....	1	1	496	10,713	10,713	10,715
Miscellaneous Liability Accounts (Includes Checks Outstanding Etc.) .....	3,262	3,262	6,653	9,070	9,070	12,332
<b>Total Liability Accounts .....</b>	<b>65,758</b>	<b>65,758</b>	<b>-41,229</b>	<b>9,139,547</b>	<b>9,139,547</b>	<b>9,205,305</b>
<b>Asset Accounts (Deduct)</b>						
Cash and Monetary Assets:						
U.S. Treasury Operating Cash: <sup>2</sup>						
Federal Reserve Account .....	-83,676	-83,676	-88,604	107,888	107,888	24,212
Supplementary Financing Program Account .....	-1	-1	-149,945	199,962	199,962	199,960
Tax and Loan Note Accounts .....	19	19	(**)	1,983	1,983	2,003
Balance .....	-83,658	-83,658	-238,549	309,833	309,833	226,175
Special Drawing Rights:						
Total Holdings .....	576	576	202	57,410	57,410	57,986
SDR Certificates Issued to Federal Reserve Banks .....	.....	.....	.....	-5,200	-5,200	-5,200
Balance .....	576	576	202	52,210	52,210	52,786
Reserve Position on the U.S. Quota in the IMF:						
U.S. Subscription to International Monetary Fund:						
Direct Quota Payments .....	.....	.....	.....	46,525	46,525	46,525
Maintenance of Value Adjustments .....	579	579	205	11,286	11,286	11,866
Letter of Credit Issued to IMF .....	52	52	168	-43,416	-43,416	-43,364
Dollar Deposits with the IMF .....	5	5	-86	-144	-144	-138
Receivable/payable (-) for Interim Maintenance of Value Adjustments .....	-448	-448	-158	-1,314	-1,314	-1,762
Balance .....	189	189	129	12,938	12,938	13,126
Other Cash and Monetary Assets .....	73	73	161	27,856	27,856	27,928
<b>Total Cash and Monetary Assets .....</b>	<b>-82,821</b>	<b>-82,821</b>	<b>-238,057</b>	<b>402,837</b>	<b>402,837</b>	<b>320,015</b>
Non-Federal Securities of the National Railroad Retirement Investment Trust .....	1,532	1,532	422	21,124	21,124	22,657
Net Activity, Guaranteed Loan Financing .....	-1,119	-1,119	-531	-32,461	-32,461	-33,580
Net Activity, Direct Loan Financing .....	6,149	6,149	19,738	744,870	744,870	751,019
Miscellaneous Asset Accounts .....	1,585	1,585	836	<sup>3</sup> 484	-484	1,101
<b>Total Asset Accounts .....</b>	<b>-74,674</b>	<b>-74,674</b>	<b>-217,592</b>	<b>1,135,886</b>	<b>1,135,886</b>	<b>1,061,212</b>
Excess of Liabilities (+) or Assets (-) .....	140,432	140,432	176,363	8,003,661	8,003,661	8,144,093
Transactions Not Applied to Current Year's Surplus or Deficit (see Schedule A for Details) .....	.....	.....	.....	.....	.....	.....
<b>Total Budget and Off-Budget Federal Entities (Financing of Deficit (+) or Disposition Of Surplus (-)) .....</b>	<b>140,432</b>	<b>140,432</b>	<b>176,363</b>	<b>8,003,661</b>	<b>8,003,661</b>	<b>8,144,093</b>

<sup>1</sup>Includes adjustment of -\$20 million for the month of September 2010 to reflect additional reporting by the Department of Treasury.

<sup>2</sup>Major sources of information used to determine Treasury's operating cash balance include Federal Reserve Banks, the Treasury Regional Finance Centers, the Internal Revenue Service Centers, the Bureau of the Public Debt and various electronic systems. Deposits are reflected as received and withdrawals are reflected as processed.

<sup>3</sup>Includes adjustment of \$165 million for the month of September 2010 to reflect additional reporting by the Department Labor.

... No Transactions  
(\*\*) Less than \$500,000

Note: Details may not add to totals due to rounding.

**Table 6. Schedule A-Analysis of Change in Excess of Liabilities of the U.S. Government, October 2010 and Other Periods**

Classification	[\$ millions]		
	This Month	Fiscal Year to Date	
		This Year	Prior Year
Excess of Liabilities Beginning of Period:			
Based on Composition of Unified Budget in			
Preceding Period .....	8,003,515	8,003,515	6,711,199
Adjustments During Current Fiscal Year for			
Changes in Composition of Unified Budget:			
Revisions by Federal Agencies to the Prior Budget Results .....	146	146	-1,398
Excess of Liabilities Beginning of Period (Current Basis).....	8,003,661	8,003,661	6,709,800
Budget Surplus (-) or Deficit:			
Based on Composition of Unified Budget in Prior Fiscal Yr.....	140,432	140,432	176,363
Total Surplus (-) or Deficit (Table 2).....	140,432	140,432	176,363
Total-On-Budget (Table 2).....	132,553	132,553	169,976
Total-Off-Budget (Table 2).....	7,879	7,879	6,387
Transactions Not Applied to Current Year's Surplus or Deficit:			
Total-Transactions Not Applied to Current Year's Surplus or Deficit.....			
Excess of Liabilities Close of Period .....	8,144,093	8,144,093	6,886,163

... No Transactions

Note: Details may not add to totals due to rounding.

**Table 6. Schedule B-Securities Issued by Federal Agencies Under Special Financing Authorities, October 2010 and Other Periods**

Classification	[\$ millions]					
	This Month	Net Transactions (-) denotes net reduction of liability accounts			Account Balances Current Fiscal Year	
		Fiscal Year to Date		Beginning of		Close of This Month
	This Year	Prior Year	This Year	This Month		
Agency Securities, Issued Under Special Financing Authorities:						
Obligations Guaranteed by the United States,						
Issued By:						
Department of Housing and Urban Development:						
Federal Housing Administration .....				29	29	29
Obligations Not Guaranteed by the United States,						
Issued By:						
Legislative Branch:						
Architect of the Capitol.....	1	1	1	139	139	140
Independent Agencies:						
Federal Communications Commission.....				(**)	(**)	(**)
National Archives and Records Administration .....				180	180	180
Tennessee Valley Authority .....	110	110	-44	23,627	23,627	23,737
Total Agency Securities .....	111	111	-43	23,974	23,974	24,085

... No Transactions

Note: Details may not add to totals due to rounding.

(\* \*) Less than \$500,000.

**Table 6. Schedule C (Memorandum)-Federal Agency Borrowing Financed Through the Issue of Treasury Securities, October 2010 and Other Periods**

Classification	[\$ millions]					
	This Month	Transactions		Account Balances Current Fiscal Year		
		Fiscal Year to Date		Beginning of		Close of This Month
		This Year	Prior Year	This Year	This Month	
<b>Borrowing from the Treasury:</b>						
Department of Agriculture:						
Farm Service Agency:						
Commodity Credit Corporation.....	5,840	5,840	5,745	1,260	1,260	7,100
Agricultural Credit Insurance Fund.....	.....	.....	.....	9,169	9,169	9,169
Farm Storage Facility Loans.....	306	306	.....	854	854	1,160
Emergency Boll Weevil Loan Fund.....	.....	.....	(**)	(**)	(**)	(**)
Rural Housing Service:						
Rural Housing Insurance.....	158	158	155	15,166	15,166	15,323
Rural Community Facility Loans Fund.....	58	58	40	3,237	3,237	3,295
Multifamily Housing Revitalization Loan Account.....	8	8	2	131	131	139
Rural Business - Cooperative Service:						
Rural Business and Industry Loans.....	.....	.....	.....	90	90	90
Rural Development Loan Fund.....	1	1	2	309	309	311
Rural Economic Development Loan Fund.....	2	2	2	116	116	118
Renewable Energy Guaranteed Loan Account.....	.....	.....	.....	7	7	7
Rural Utilities Service:						
Rural Water and Waste Disposal Fund.....	121	121	85	9,413	9,413	9,535
Rural Electrification and Telecommunications Fund.....	49	49	78	14,674	14,674	14,723
Rural Telephone Bank.....	2	2	2	468	468	470
Distance Learning and Telemedicine Program.....	20	20	15	544	544	564
Foreign Agricultural Service.....	.....	.....	.....	1,160	1,160	1,160
Department of Commerce:						
National Oceanic and Atmospheric Administration:						
Fisheries Finance.....	20	20	4	515	515	535
Fishing Vessel Obligations.....	.....	.....	.....	3	3	3
National Telecommunications and Information Administration						
Department of Defense - Military:						
Arms Initiative Loans.....	.....	.....	.....	(**)	(**)	(**)
Family Housing Improvement Loans.....	48	48	63	513	513	560
Department of Education:						
College Housing and Academic Facilities Loans.....	.....	.....	(**)	61	61	61
Federal Direct Student Loans.....	65,043	65,043	7,825	282,395	282,395	347,438
Teach Grant Loans.....	51	51	11	150	150	201
Temporary Student Loan Purchase Authority.....	.....	.....	10,695	80,381	80,381	80,381
Federal Family Education Loans.....	.....	.....	.....	10,730	10,730	10,730
Department of Energy:						
Bonneville Power Administration Fund.....	65	65	110	2,513	2,513	2,578
Western Area Power Administration - Recovery Act.....	.....	.....	25	88	88	88
Department of Health and Human Services:						
Health Education Assistance Loans.....	.....	.....	-1	1	1	1
Department of Homeland Security:						
National Flood Insurance Fund.....	.....	.....	.....	18,500	18,500	18,500
Disaster Assistance Loan Fund.....	.....	.....	.....	4	4	4
Department of Housing and Urban Development:						
Public and Indian Housing Programs:						
Low-Rent Public Housing - Loans and Other Expenses.....	.....	.....	.....	10	10	10
Housing Programs:						
Federal Housing Administration.....	.....	.....	.....	4,749	4,749	4,749
Green Retrofit Program for Multifamily Housing-Recovery Act.....	.....	.....	9	16	16	16
Department of the Interior:						
Helium Fund.....	.....	.....	.....	252	252	252
Bureau of Reclamation Loan Fund.....	.....	.....	.....	38	38	38
Bureau of Indian Affairs.....	.....	.....	.....	7	7	7
Assistance to American Samoa Loan Fund.....	.....	.....	.....	11	11	11
Department of Labor:						
Black Lung Disability Trust Fund.....	.....	.....	.....	5,865	5,865	5,865
Department of State:						
Repatriation Loans.....	.....	.....	.....	3	3	3
Department of Transportation:						
Federal Aviation Administration:						
Aircraft Purchase Loan Guarantee Program.....	.....	.....	.....	(**)	(**)	(**)
Federal Highway Administration:						
Transportation Infrastructure Finance and Innovation Fund.....	207	207	28	2,368	2,368	2,575
Federal Railroad Administration:						
Railroad Rehabilitation and Improvement Loan Fund.....	1	1	(**)	412	412	413
Other.....	.....	.....	.....	(**)	(**)	(**)
Maritime Administration:						
Ocean Freight Differential.....	.....	.....	.....	127	127	127
Maritime Guaranteed Loan (Title XI) Fund.....	.....	.....	.....	169	169	169
Department of Treasury:						
Departmental Offices:						
Community Development Financial Institutions Fund.....	.....	.....	.....	42	42	42
Housing and Economic Recovery Programs.....	.....	.....	45,373	184,818	184,818	184,818
Temporary Credit and Liquidity Program.....	.....	.....	.....	17,111	17,111	17,111
Troubled Assets Insurance Financing Fund.....	.....	.....	.....	2,433	2,433	2,433
Troubled Asset Relief Program.....	.....	.....	.....	137,972	137,972	137,972
Federal Financing Bank Revolving Fund.....	-7,711	-7,711	-900	46,809	46,809	39,098

**Table 6. Schedule C (Memorandum)-Federal Agency Borrowing Financed Through the Issue of Treasury Securities, October 2010 and Other Periods**

Classification	[\$ millions]					
	Transactions			Account Balances Current Fiscal Year		
	This Month	Fiscal Year to Date		Beginning of		Close of This Month
		This Year	Prior Year	This Year	This Month	
<b>Borrowing from the Treasury: —Continued</b>						
Department of Veterans Affairs:						
Veterans Housing Benefit Program Fund.....	259	259	103	1,587	1,587	1,846
Native American Veteran Housing Fund.....	2	2	5	62	62	64
Vocational Rehabilitation Loan Fund.....	(**)	(**)	(**)	1	1	1
Corps of Engineers:						
Washington Aqueduct.....	.....	.....	.....	6	6	6
Environmental Protection Agency:						
Abatement, Control, and Compliance Loan Program.....	.....	.....	.....	5	5	5
General Services Administration:						
Land Acquisition and Development Fund.....	.....	.....	.....	(**)	(**)	(**)
International Assistance Program:						
International Security Assistance:						
Foreign Military Loan Program.....	.....	.....	.....	11	11	11
Military Debt Reduction.....	.....	.....	.....	31	31	31
Agency for International Development:						
International Debt Reduction.....	.....	.....	.....	478	478	478
Development Credit Authority Loan Fund.....	.....	.....	.....	(**)	(**)	(**)
Overseas Private Investment Corporation.....	43	43	19	1,403	1,403	1,446
Small Business Administration:						
Business Loan Fund.....	.....	.....	.....	4,135	4,135	4,135
Disaster Loan Fund.....	.....	.....	.....	7,616	7,616	7,616
Independent Agencies:						
Export-Import Bank of the United States.....	103	103	198	7,254	7,254	7,357
Federal Communications Commission:						
Spectrum Auction Loan Fund.....	.....	.....	.....	88	88	88
National Credit Union Administration.....	4,000	4,000	.....	.....	.....	4,000
Presidio Trust Fund.....	.....	.....	.....	50	50	50
Railroad Retirement Board:						
Social Security Equivalent Benefit Account.....	332	332	334	3,481	3,481	3,812
Smithsonian Institution:						
John F. Kennedy Center Parking Facilities.....	.....	.....	.....	20	20	20
<b>Total Agency Borrowing from the Treasury</b>						
<b>Financed Through Treasury Securities Issued.....</b>	<b>69,029</b>	<b>69,029</b>	<b>70,027</b>	<b>881,890</b>	<b>881,890</b>	<b>950,919</b>
<b>Borrowing from the Federal Financing Bank:</b>						
Department of Agriculture:						
Rural Utilities Service:						
Rural Electrification and Telecommunications Fund.....	540	540	597	31,264	31,264	31,804
Department of Defense - Military:						
Department of the Navy.....	.....	.....	.....	1,624	1,624	1,624
Defense Agencies.....	.....	.....	.....	-1,624	-1,624	-1,624
Department of Education:						
Historically Black College and University Capital Financing Fund.....	8	8	(**)	612	612	620
Department of Energy:						
Title 17 Innovative Technology Loans.....	145	145	43	2,931	2,931	3,076
Department of Health and Human Services:						
Health Maintenance Organization Loan and Loan Guarantee Fund.....	.....	.....	.....	(**)	(**)	(**)
Department of Transportation:						
Railroad Rehabilitation and Improvement Loan Fund.....	.....	.....	.....	2	2	2
Department of Veterans Affairs:						
Guaranteed Transitional Housing for Homeless Veterans.....	.....	.....	.....	5	5	5
General Services Administration:						
Federal Buildings Fund.....	-1	-1	(**)	1,967	1,967	1,966
International Assistance Program:						
Foreign Military Financing Program.....	(**)	(**)	(**)	417	417	417
Small Business Administration:						
Business Loan Fund.....	(**)	(**)	(**)	2	2	2
Independent Agencies:						
National Credit Union Administration.....	-10,005	-10,005	-3	10,101	10,101	96
Postal Service.....	1,598	1,598	-1,423	12,000	12,000	13,598
<b>Total Borrowing from the Federal Financing Bank.....</b>	<b>-7,716</b>	<b>-7,716</b>	<b>-786</b>	<b>59,300</b>	<b>59,300</b>	<b>51,584</b>

Note: This table includes lending by the Federal Financing Bank accomplished by the purchase of agency financial assets, by the acquisition of agency debt securities, and by direct loans on behalf of an agency. The Federal Financing Bank borrows from Treasury and issues its own securities and in turn may loan these funds to agencies in lieu of agencies borrowing directly through Treasury or issuing their own securities.

... No Transactions

(\* \*) Less than \$500,000

Note: Details may not add to totals due to rounding.

**Table 6. Schedule D-Investments of Federal Government Accounts in Federal Securities, October 2010 and Other Periods**

[\$ millions]

Classification	Net Purchases or Sales (-)			Securities Held as Investments Current Fiscal Year		
	This Month	Fiscal Year to Date		Beginning of		Close of This Month
		This Year	Prior Year	This Year	This Month	
<b>Federal Funds:</b>						
Department of Agriculture .....	-2	-2	-4	124	124	122
Department of Commerce.....	3	3	3	.....	.....	3
Department of Defense-Military:						
Defense Cooperation Account .....	(**)	(**)	(**)	7	7	7
Department of Energy .....	224	224	235	52,529	52,529	52,753
Department of Health and Human Services.....	.....	.....	1	2,119	2,119	2,119
Department of Housing and Urban Development:						
Housing Programs:						
Federal Housing Administration Fund.....	266	266	57	4,194	4,194	4,460
Government National Mortgage Association:						
Guarantees of Mortgage-Backed Securities .....	-18	-18	11	3,561	3,561	3,544
Department of the Interior .....	-13	-13	276	7,306	7,306	7,294
Department of Labor.....	-38	-38	-703	15,303	15,303	15,265
Department of Transportation .....	-2	-2	22	1,496	1,496	1,495
Department of the Treasury.....	-4	-4	180	22,659	22,659	22,656
Department of Veterans Affairs:						
Veterans Reopened Insurance Fund .....	-3	-3	-3	308	308	305
Servicemen's Group Life Insurance Fund .....	.....	.....	.....	1	1	1
Other Defense Civil Programs:						
Uniformed Services Retiree Health Care Fund .....	18,622	18,622	18,506	142,289	142,289	160,911
Office of Personnel Management:						
Postal Service Contributions .....	.....	.....	.....	42,115	42,115	42,115
Independent Agencies:						
Federal Deposit Insurance Corporation:						
Deposit Insurance Fund.....	-752	-752	-12	43,600	43,600	42,848
FSLIC Resolution Fund.....	3	3	-2	3,388	3,388	3,391
Federal Housing Finance Agency.....	81	81	63	51	51	132
National Credit Union Administration .....	-84	-84	-39	11,674	11,674	11,591
Postal Service.....	-192	-192	-3,239	1,391	1,391	1,199
Tennessee Valley Authority .....	-200	-200	(**)	225	225	25
Other .....	-145	-145	-111	14,538	14,538	14,393
Other .....	160	160	80	7,641	7,641	7,801
Total Treasury Securities .....	17,909	17,909	15,320	376,520	376,520	394,430
<b>Total Federal Funds.....</b>	<b>17,909</b>	<b>17,909</b>	<b>15,320</b>	<b>376,520</b>	<b>376,520</b>	<b>394,430</b>
<b>Trust Funds:</b>						
Legislative Branch:						
Library of Congress .....	-1	-1	(**)	37	37	37
United States Tax Court.....	.....	.....	.....	10	10	10
Other .....	1	1	10	32	32	33
Judicial Branch:						
Judicial Retirement Funds .....	-4	-4	-5	873	873	869
Department of Agriculture .....	-26	-26	-32	26	26	(**)
Department of Defense-Military:						
Voluntary Separation Incentive Fund .....	23	23	23	407	407	430
Other .....	(**)	(**)	1	862	862	862
Department of Health and Human Services:						
Federal Hospital Insurance Trust Fund .....	-3,532	-3,532	-9,460	279,475	279,475	275,943
Federal Supplementary Medical Insurance Trust						
Fund .....	-343	-343	-5,951	70,982	70,982	70,639
Other .....	37	37	25	2,978	2,978	3,015



**Table 6. Schedule D-Investments of Federal Government Accounts in Federal Securities, October 2010 and Other Periods**  
 [\$ millions]

Classification	Net Purchases or Sales (-)			Securities Held as Investments Current Fiscal Year		
	This Month	Fiscal Year to Date		Beginning of		Close of This Month
		This Year	Prior Year	This Year	This Month	
<b>Trust Funds:—Continued</b>						
Department of Homeland Security.....	6	6	-15	3,438	3,438	3,444
Department of the Interior .....	10	10	-3	50	50	60
Department of Labor:						
Unemployment Trust Fund .....	-2,540	-2,540	-2,152	18,703	18,703	16,163
Other .....	-7	-7	-7	66	66	58
Department of State:						
Foreign Service Retirement and Disability Fund .....	-44	-44	-46	15,862	15,862	15,819
Other .....	(**)	(**)	(**)	38	38	38
Department of Transportation:						
Airport and Airway Trust Fund .....	1,019	1,019	-25	7,045	7,045	8,065
Highway Trust Fund.....	-1,898	-1,898	-3,483	24,455	24,455	22,557
Department of Treasury.....	-60	-60	-54	1,095	1,095	1,035
Department of Veterans Affairs:						
General Post Fund, National Homes .....				79	79	79
National Service Life Insurance .....	-72	-72	-83	8,161	8,161	8,089
United States Government Life Insurance Fund .....	(**)	(**)	(**)	21	21	21
Veterans Special Life Insurance Fund .....	-10	-10	-8	1,997	1,997	1,987
Corps of Engineers.....	96	96	73	5,605	5,605	5,700
Other Defense Civil Programs:						
Military Retirement Fund.....	58,777	58,777	59,411	282,006	282,006	340,784
Other .....	35	35	53	2,214	2,214	2,249
Environmental Protection Agency.....	-48	-48	-110	7,079	7,079	7,031
National Aeronautics and Space Administration .....				15	15	15
Office of Personnel Management:						
Civil Service Retirement and Disability Fund:						
Treasury Securities.....	-3,444	-3,444	-3,476	780,365	780,365	776,921
Employees Life Insurance Fund.....	123	123	89	37,605	37,605	37,728
Employees and Retired Employees Health Benefits Fund .....	402	402	249	16,244	16,244	16,646
Social Security Administration:						
Federal Old-Age and Survivors Insurance Trust						
Fund .....	-2,387	-2,387	-1,331	2,399,111	2,399,111	2,396,724
Federal Disability Insurance Trust Fund.....	-3,247	-3,247	-2,838	187,222	187,222	183,975
Independent Agencies:						
Harry S. Truman Memorial Scholarship Trust Fund.....	(**)	(**)	-10	54	54	54
Japan-United States Friendship Commission .....				39	39	39
Railroad Retirement Board:						
Treasury Securities.....	-104	-104	327	2,375	2,375	2,271
Agency Securities .....	1	1	1	3	3	4
Other .....	-16	-16	-10	865	865	848
Total Treasury Securities .....	42,748	42,748	31,158	4,157,491	4,157,491	4,200,239
Total Agency Securities .....	1	1	1	3	3	4
<b>Total Trust Funds .....</b>	<b>42,749</b>	<b>42,749</b>	<b>31,159</b>	<b>4,157,494</b>	<b>4,157,494</b>	<b>4,200,243</b>
<b>Grand Total .....</b>	<b>60,659</b>	<b>60,659</b>	<b>46,479</b>	<b>4,534,014</b>	<b>4,534,014</b>	<b>4,594,673</b>

... No Transactions  
 (\*\*) Less than \$500,000

Note: Investments are in Treasury securities unless otherwise noted.  
 Note: Details may not add to totals due to rounding.

**Table 6. Schedule E-Net Activity, Guaranteed and Direct Loan Financing, October 2010 and Other Periods**

Classification	[\$ millions]					
	Net Transactions (-) denotes net reduction of liability accounts			Account Balances Current Fiscal Year		
	This Month	Fiscal Year to Date		Beginning of		Close of This Month
This Year		Prior Year	This Year	This Month		
<b>Guaranteed Loan Financing Activity:</b>						
Department of Agriculture:						
Farm Service Agency:						
Commodity Credit Corporation Export Fund .....	10	10	8	313	313	322
Agricultural Credit Insurance Fund .....	(**)	(**)	(**)	-354	-354	-354
Rural Housing Service:						
Rural Community Facility Loans .....	(**)	(**)	(**)	-36	-36	-36
Rural Housing Insurance Fund .....	-27	-27	-59	-1,553	-1,553	-1,580
Rural Business-Cooperative Service:						
Rural Business and Industry Loans .....	9	9	2	-250	-250	-241
Renewable Energy Guaranteed Loan Account .....	(**)	(**)	(**)	-8	-8	-8
Biorefinery Assistance Loan Account .....	.....	.....	.....	-30	-30	-30
Rural Utilities Service:						
Rural Water and Waste Disposal Fund .....	.....	.....	.....	-24	-24	-24
Department of Commerce:						
General Administration:						
Emergency Oil, Gas, and Steel Account .....	.....	.....	.....	5	5	5
National Oceanic and Atmospheric Administration:						
Fishing Vessel Obligations .....	(**)	(**)	(**)	2	2	2
Department of Defense-Military .....	(**)	(**)	(**)	-23	-23	-23
Department of Education:						
Office of Student Financial Assistance:						
Federal Family Education Loans .....	35	35	-566	-405	-405	-370
Department of Energy:						
Title 17 Innovative Technology Loans .....	4	4	.....	-4	-4	.....
Department of Health and Human Services:						
Health Resources and Services Administration:						
Health Center Loans .....	.....	.....	.....	-2	-2	-2
Health Education Assistance Loans .....	(**)	(**)	(**)	-51	-51	-51
Department of Housing and Urban Development:						
Public and Indian Housing Programs:						
Indian Housing Loans .....	-1	-1	(**)	-35	-35	-36
Native Hawaiian Housing Loans .....	.....	.....	.....	-1	-1	-1
Community Planning and Development:						
Community Development Loans .....	.....	.....	.....	-96	-96	-96
Housing Programs:						
FHA-Mutual Mortgage Insurance Loans .....	959	959	-23	-26,489	-26,489	-25,530
FHA-General and Special Risk Fund .....	57	57	76	-5,376	-5,376	-5,320
Home Ownership Preservation Entity Fund .....	-1	-1	(**)	-5	-5	-6
Government National Mortgage Association:						
Guarantees of Mortgaged-Backed Securities .....	-166	-166	-41	4,730	4,730	4,565
Department of the Interior:						
Bureau of Indian Affairs .....	(**)	(**)	-3	-58	-58	-58
Department of Transportation:						
Office of the Secretary:						
Minority Business Resource Center Fund .....	.....	.....	.....	(**)	(**)	(**)
Federal Highway Administration:						
Transportation Infrastructure Finance and Innovation Fund .....	.....	.....	.....	(**)	(**)	(**)
Maritime Administration:						
Maritime Guaranteed Loan (Title XI) Fund .....	(**)	(**)	1	-14	-14	-13
Department of the Treasury:						
Departmental Offices:						
Air Transportation Stabilization Fund .....	.....	.....	.....	(**)	(**)	(**)
Troubled Assets Insurance Financing Fund .....	-2,249	-2,249	-81	2,364	2,364	115
Department of Veterans Affairs:						
Veterans Benefits Administration:						
Veterans Housing Benefit Program Fund .....	119	119	-21	-2,442	-2,442	-2,323
Guaranteed Transitional Housing Loans for Homeless Veterans .....	(**)	(**)	(**)	(**)	(**)	(**)
International Assistance Program:						
Agency for International Development:						
Loan Guarantees to Israel .....	.....	.....	.....	-1,941	-1,941	-1,941
Urban and Environmental Credit Guaranteed Loans .....	.....	.....	(**)	-100	-100	-100
Microenterprise and Small Enterprise Development .....	.....	.....	.....	-1	-1	-1
Development Credit Authority Loan Fund .....	(**)	(**)	(**)	-35	-35	-35
Loan Guarantees to Egypt .....	.....	.....	.....	-186	-186	-186
Overseas Private Investment Corporation .....	-8	-8	-7	-92	-92	-100
Small Business Administration:						
Business Loan Fund .....	143	143	199	1,325	1,325	1,468
Independent Agencies:						
Export-Import Bank of the United States .....	-1	-1	-15	-1,590	-1,590	-1,592
<b>Net Activity, Guaranteed Loan Financing .....</b>	<b>-1,119</b>	<b>-1,119</b>	<b>-531</b>	<b>-32,461</b>	<b>-32,461</b>	<b>-33,580</b>
<b>Direct Loan Financing Activity:</b>						
Department of Agriculture:						
Farm Service Agency:						
Agricultural Credit Insurance Fund .....	-27	-27	25	6,141	6,141	6,114
Farm Storage Facility Loans .....	19	19	12	544	544	562
Apple Loans Fund .....	.....	.....	.....	(**)	(**)	(**)
Emergency Boll Weevil Loan Fund .....	.....	.....	.....	(**)	(**)	(**)
Natural Resources Conservation Service:						
Agricultural Resource Conservation Demonstration Program .....	.....	.....	.....	(**)	(**)	(**)
Rural Housing Service:						
Rural Community Facility Loans Fund .....	39	39	23	2,863	2,863	2,902
Rural Housing Insurance Fund .....	67	67	62	14,694	14,694	14,760
Multifamily Housing Revitalization Loan Account .....	5	5	1	112	112	116

**Table 6. Schedule E-Net Activity, Guaranteed and Direct Loan Financing, October 2010 and Other Periods**

[\$ millions]

Classification	Net Transactions (-) denotes net reduction of liability accounts			Account Balances Current Fiscal Year		
	This Month	Fiscal Year to Date		Beginning of		Close of This Month
		This Year	Prior Year	This Year	This Month	
<b>Direct Loan Financing Activity:—Continued</b>						
Department of Agriculture:—Continued						
Rural Business-Cooperative Service:						
Rural Business and Industry Loan Fund .....	(**)	(**)	(**)	25	25	24
Rural Development Loan Fund .....	-2	-2	-1	291	291	289
Rural Economic Development Loan Fund.....	(**)	(**)	2	93	93	93
Rural Utilities Service:						
Rural Water and Waste Disposal Loans .....	71	71	42	8,344	8,344	8,415
Rural Electrification and Telecommunications Fund .....	208	208	634	38,844	38,844	39,052
Rural Telephone Bank .....	-2	-2	-1	414	414	412
Distance Learning and Telemedicine Program .....	15	15	13	497	497	512
Rural Development Insurance Fund.....	.....	.....	.....	1,065	1,065	1,065
Foreign Agricultural Service:						
P.L. 480 Direct Loan Fund .....	-13	-13	-15	1,002	1,002	989
International Debt Reduction.....	-1	-1	-1	40	40	39
Department of Commerce:						
National Oceanic and Atmospheric Administration:						
Fisheries Finance.....	18	18	(**)	515	515	533
Department of Defense-Military .....	-16	-16	-16	511	511	495
Department of Education:						
Office of Postsecondary Education:						
College Housing and Academic Facilities Loans.....	(**)	(**)	(**)	10	10	10
Historically Black College and University Capital Financing Fund.....	8	8	-1	368	368	376
Office of Student Financial Assistance:						
Federal Direct Student Loans .....	9,268	9,268	3,587	226,811	226,811	236,078
Teach Grant Loans .....	11	11	10	135	135	146
Temporary Student Loan Purchase Authority .....	2,227	2,227	6,843	114,189	114,189	116,416
Department of Energy:						
Advanced Technology Vehicles Manufacturing Loans.....	59	59	.....	1,234	1,234	1,293
Title 17 Innovative Technology Loans.....	24	24	40	430	430	454
Department of Homeland Security:						
Disaster Assistance Loan Fund .....	.....	.....	(**)	5	5	5
Department of Housing and Urban Development:						
Housing Programs:						
FHA-Mutual Mortgage Insurance Loans .....	(**)	(**)	(**)	-4	-4	-4
FHA-General and Special Risk Fund .....	.....	.....	.....	(**)	(**)	(**)
Green Retrofit Program for Multifamily Housing Fund.....	-3	-3	.....	10	10	7
Department of the Interior:						
Bureau of Reclamation .....	.....	.....	.....	30	30	30
Bureau of Indian Affairs .....	(**)	(**)	(**)	6	6	6
Assistance to American Samoa Loan Fund .....	.....	.....	.....	11	11	11
Department of State:						
Administration of Foreign Affairs:						
Repatriation Loans.....	(**)	(**)	(**)	-8	-8	-8
Department of Transportation:						
Federal Highway Administration:						
Transportation Infrastructure Finance and Innovation Fund.....	206	206	25	2,321	2,321	2,527
Federal Railroad Administration:						
Railroad Rehabilitation and Improvement Loan Fund .....	1	1	(**)	409	409	410
Department of the Treasury:						
Departmental Offices:						
Community Development Financial Institutions Fund .....	(**)	(**)	-1	41	41	41
GSE Mortgage-Backed Securities Purchase Program.....	-5,569	-5,569	7,796	172,717	172,717	167,148
Temporary Credit and Liquidity Program .....	-11	-11	.....	15,943	15,943	15,932
Troubled Asset Relief Program .....	-675	-675	542	119,580	119,580	118,905
Financial Management Service.....	.....	.....	.....	(**)	(**)	(**)
Department of Veterans Affairs:						
Veterans Benefits Administration:						
Veterans Housing Benefit Program Fund.....	2	2	36	1,419	1,419	1,422
Native American Veteran Housing Fund .....	(**)	(**)	2	59	59	59
Vocational Rehabilitation Loan Fund.....	(**)	(**)	(**)	1	1	1
Environmental Protection Agency:						
Abatement, Control, and Compliance Loan Program.....	(**)	(**)	.....	4	4	4
International Assistance Program:						
International Security Assistance:						
Foreign Military Loan Program .....	.....	.....	.....	11	11	11
Military Debt Reduction.....	.....	.....	.....	31	31	31
Agency for International Development:						
International Debt Reduction.....	(**)	(**)	(**)	173	173	173
Overseas Private Investment Corporation .....	36	36	10	1,089	1,089	1,125
Small Business Administration:						
Business Loan Fund .....	(**)	(**)	1	95	95	94
Disaster Loan Fund.....	-32	-32	-36	6,660	6,660	6,628
Independent Agencies:						
Export-Import Bank of the United States.....	221	221	104	5,013	5,013	5,233
Federal Communications Commission:						
Spectrum Auction Loan Fund.....	.....	.....	.....	83	83	83
<b>Net Activity, Direct Loan Financing.....</b>	<b>6,149</b>	<b>6,149</b>	<b>19,738</b>	<b>744,870</b>	<b>744,870</b>	<b>751,019</b>

Note: Federal credit programs provide benefits to the public in the form of direct loans and loan guarantees. This table reflects cash transactions and balances of the nonbudgetary financing fund accounts that result from the disbursement of loans, collection of fees, repayment of principle, sale of collateral, interest, and subsidy received from the credit program accounts at net present value in accordance with the Credit Reform Act of 1990.

Unreimbursed costs such as administrative expenses and subsidy payments are reported on a cash basis and included within each program's budgetary totals in Table 5.

... No Transactions

(\*) Less than \$500,000

Note: Details may not add to totals due to rounding.

**Table 7. Receipts and Outlays of the U.S. Government by Month, Fiscal Year 2011**

[\$ millions]

Classification	Oct.	Nov.	Dec.	Jan.	Feb.	March	April	May	June	July	Aug.	Sept.	Fiscal Year to Date	Comparable Period Prior F.Y.
<b>Receipts:</b>														
Individual Income Taxes .....	71,399												71,399	61,248
Corporation Income Taxes.....	-4,404												-4,404	-4,505
Social Insurance And Retirement Receipts:														
Employment and General Retirement.....	61,034												61,034	61,552
Unemployment Insurance.....	1,677												1,677	1,346
Other Retirement.....	382												382	390
Excise Taxes .....	4,476												4,476	4,347
Estate and Gift Taxes .....	281												281	1,556
Customs Duties .....	2,619												2,619	2,159
Miscellaneous Receipts .....	8,488												8,488	7,202
<b>Total--Receipts This Year.....</b>	<b>145,951</b>												<b>145,951</b>	<b>.....</b>
<b>(On-Budget).....</b>	<b>99,702</b>												<b>99,702</b>	<b>.....</b>
<b>(Off-Budget).....</b>	<b>46,249</b>												<b>46,249</b>	<b>.....</b>
<i>Total--Receipts Prior Year .....</i>	<i>135,294</i>												<i>.....</i>	<i>135,294</i>
<i>(On Budget).....</i>	<i>88,656</i>												<i>.....</i>	<i>88,656</i>
<i>(Off Budget).....</i>	<i>46,638</i>												<i>.....</i>	<i>46,638</i>
<b>Outlays:</b>														
Legislative Branch .....	395												395	362
Judicial Branch .....	598												598	695
Department of Agriculture:														
Commodity Credit Corporation and Foreign Agricultural Service.....	6,267												6,267	6,001
Other .....	10,139												10,139	9,245
Department of Commerce.....	789												789	810
Department of Defense:														
Military:														
Military Personnel .....	27,438												27,438	30,794
Operation and Maintenance.....	21,813												21,813	20,218
International Reconstruction and Other Assistance .....	(**)												(**)	2
Procurement.....	9,362												9,362	8,755
Research, Development, Test, and Evaluation.....	4,839												4,839	5,396
Military Construction .....	1,465												1,465	1,483
Family Housing.....	453												453	193
Revolving and Management Funds .....	78												78	1,384
Other .....	-48												-48	-470
<b>Total Military.....</b>	<b>65,401</b>												<b>65,401</b>	<b>67,754</b>
Department of Education.....	7,645												7,645	7,588
Department of Energy.....	2,900												2,900	2,375
Department of Health and Human Services:														
National Institutes of Health.....	2,704												2,704	2,550
Centers for Medicare And Medicaid Services:														
Grants to States for Medicaid .....	23,794												23,794	23,220
Federal Hospital Ins. Trust Fund.....	18,008												18,008	24,702
Federal Supp. Med. Ins. Trust Fund .....	24,731												24,731	33,343
Other .....	18,899												18,899	23,140
Administration for Children and Families.....	4,873												4,873	4,493
Other .....	-21,456												-21,456	-25,552
Department of Homeland Security.....	3,890												3,890	4,114
Department of Housing and Urban Development .....	4,174												4,174	3,954
Department of the Interior .....	796												796	1,004
Department of Justice.....	2,353												2,353	1,642
Department of Labor:														
Unemployment Trust Fund .....	10,041												10,041	11,046
Other .....	298												298	713
Department of State.....	1,867												1,867	1,535
Department of Transportation:														
Highway Trust Fund.....	3,467												3,467	3,604
Other .....	3,715												3,715	3,973
Department of the Treasury:														
Interest on Treasury Debt Securities (Gross).....	24,143												24,143	22,832
Other .....	3,386												3,386	2,677

**Table 7. Receipts and Outlays of the U.S. Government by Month, Fiscal Year 2011**

[\$ millions]

Classification	Oct.	Nov.	Dec.	Jan.	Feb.	March	April	May	June	July	Aug.	Sept.	Fiscal Year to Date	Comparable Period Prior F.Y.
<b>Outlays—Continued</b>														
Department of Veterans Affairs:														
Compensation And Pensions.....	4,073												4,073	7,394
National Service Life.....	81												81	88
Other.....	6,111												6,111	5,780
Corps of Engineers.....	882												882	661
Other Defense Civil Programs.....	3,588												3,588	3,489
Environmental Protection.....	1,019												1,019	806
Executive Office of the President.....	51												51	51
General Services Administration.....	20												20	78
International Assistance Program:														
International Security Assistance.....	681												681	1,313
Multilateral Assistance.....	455												455	169
Agency for International Development.....	439												439	306
Other.....	-578												-578	578
National Aeronautics and Space Administration.....	1,247												1,247	1,071
National Science Foundation.....	546												546	528
Office of Personnel Management.....	6,269												6,269	6,346
Small Business Administration.....	90												90	96
Social Security Administration:														
Federal Old-Age and Survivors Ins.														
Trust Fund (Off-Budget).....	48,874												48,874	47,250
Federal Disability Ins. Trust														
Fund (Off-Budget).....	10,822												10,822	10,343
Other.....	3,999												3,999	7,609
Independent Agencies:														
Fed. Deposit Ins. Corp:														
Deposit Insurance Fund.....	748												748	-48
FSLIC Resolution Fund.....	-11												-11	2
Postal Service:														
Off-Budget:														
Public Enterprise Funds.....	1,708												1,708	1,522
Other.....	37												37	17
Other.....	94												94	85
Tennessee Valley Authority.....	298												298	-54
Other Independent Agencies.....	-4,435												-4,435	2,073
Undistributed Offsetting Receipts:														
Employer Share, Employee Retirement.....	-21,471												-21,471	-20,351
Interest Received by Trust Funds.....	-3,141												-3,141	-3,202
Rents and Royalties on Outer														
Continental Shelf Lands.....	76												76	-165
Other.....	.....												.....	(*)
<b>Totals This Year:</b>														
<b>Total Outlays.....</b>	<b>286,384</b>												<b>286,384</b>	<b>.....</b>
(On-Budget).....	<b>232,255</b>												<b>232,255</b>	<b>.....</b>
(Off-Budget).....	<b>54,128</b>												<b>54,128</b>	<b>.....</b>
<b>Total-Surplus (+) or Deficit (-).....</b>	<b>-140,432</b>												<b>-140,432</b>	<b>.....</b>
(On-Budget).....	<b>-132,553</b>												<b>-132,553</b>	<b>.....</b>
(Off-Budget).....	<b>-7,879</b>												<b>-7,879</b>	<b>.....</b>
<b>Total Borrowing from the Public.....</b>	<b>47,790</b>												<b>47,790</b>	<b>-60,681</b>
<b>Total Outlays Prior Year.....</b>	<b>311,657</b>												<b>.....</b>	<b>311,657</b>
(On-Budget).....	<b>258,632</b>												<b>.....</b>	<b>258,632</b>
(Off-Budget).....	<b>53,025</b>												<b>.....</b>	<b>53,025</b>
<b>Total-Surplus (+) or Deficit (-) Prior Year.....</b>	<b>-176,363</b>												<b>.....</b>	<b>-176,363</b>
(On-Budget).....	<b>-169,976</b>												<b>.....</b>	<b>-169,976</b>
(Off-Budget).....	<b>-6,387</b>												<b>.....</b>	<b>-6,387</b>

... No Transactions  
 (\* \*) Less than \$500,000

Note: Details may not add to totals due to rounding.

**Table 8. Trust Fund Impact on Budget Results and Investment Holdings as of October 31, 2010**

Classification	[\$ millions]								
	This Month			Fiscal Year to Date			Securities Held as Investments Current Fiscal Year		
	Receipts	Outlays	Excess	Receipts	Outlays	Excess	Beginning of		Close of
							This Year	This Month	This Month
<b>Trust Receipts, Outlays, and Investments Held:</b>									
Airport and Airway .....	138	599	-461	138	599	-461	7,045	7,045	8,065
Black Lung Disability.....	8	22	-15	8	22	-15	.....	.....	.....
Federal Disability Insurance.....	7,428	10,822	-3,394	7,428	10,822	-3,394	187,222	187,222	183,975
Federal Employees Life and Health.....	.....	-516	516	.....	-516	516	53,849	53,849	54,375
Federal Employees Retirement .....	2,532	6,014	-3,482	2,532	6,014	-3,482	797,110	797,110	793,618
Federal Hospital Insurance.....	15,258	18,087	-2,829	15,258	18,087	-2,829	279,475	279,475	275,943
Federal Old-Age and Survivors Insurance.....	46,133	48,874	-2,741	46,133	48,874	-2,741	2,399,111	2,399,111	2,396,724
Federal Supplementary Medical Insurance.....	23,315	24,731	-1,416	23,315	24,731	-1,416	70,982	70,982	70,639
Hazardous Substance Superfund .....	11	112	-101	11	112	-101	3,651	3,651	3,600
Highways.....	480	4,188	-3,708	480	4,188	-3,708	24,455	24,455	22,557
Military Advances.....	2,261	1,660	601	2,261	1,660	601	.....	.....	.....
Military Retirement.....	70,837	4,227	66,610	70,837	4,227	66,610	282,006	282,006	340,784
Railroad Retirement.....	2,103	1,026	1,077	2,103	1,026	1,077	2,378	2,378	2,276
Unemployment .....	16,838	10,051	6,787	16,838	10,051	6,787	18,703	18,703	16,163
Veterans Life Insurance.....	10	101	-91	10	101	-91	10,179	10,179	10,097
All Other Trust .....	1,019	644	374	1,019	644	374	21,328	21,328	21,429
<b>Total Trust Fund Receipts and Outlays and Investments Held from Table 6-D.....</b>	<b>188,372</b>	<b>130,644</b>	<b>57,728</b>	<b>188,372</b>	<b>130,644</b>	<b>57,728</b>	<b>4,157,494</b>	<b>4,157,494</b>	<b>4,200,243</b>
Less: Interfund Transactions.....	124,329	124,329	.....	124,329	124,329	.....			
Trust Fund Receipts and Outlays on the Basis of Tables 4 & 5 .....	64,042	6,314	57,728	64,042	6,314	57,728			
<b>Total Federal Fund Receipts and Outlays.....</b>	<b>81,987</b>	<b>280,148</b>	<b>-198,161</b>	<b>81,987</b>	<b>280,148</b>	<b>-198,161</b>			
Less: Interfund Transactions.....	78	78	.....	78	78	.....			
Federal Fund Receipts and Outlays on the Basis of Table 4 & 5.....	81,909	280,069	-198,161	81,909	280,069	-198,161			
<b>Net Budget Receipts &amp; Outlays .....</b>	<b>145,951</b>	<b>286,384</b>	<b>-140,432</b>	<b>145,951</b>	<b>286,384</b>	<b>-140,432</b>			

Note: Interfund receipts and outlays are transactions between Federal funds and trust funds such as Federal payments and contributions, and interest and profits on investments in Federal securities. They have no net effect on overall budget receipts and outlays since the receipt side of such transactions is offset against budget outlays. In this table, Interfund receipts are shown as an adjustment to arrive at total receipts and outlays of trust funds respectively.

... No Transactions

Note: Details may not add to totals due to rounding

**Table 9. Summary of Receipts by Source, and Outlays by Function of the U.S. Government, October 2010 and Other Periods**

Classification	[\$ millions]		
	This Month	Fiscal Year to Date	Comparable Period Prior Fiscal Year
<b>Receipts</b>			
Individual Income Taxes .....	71,399	71,399	61,248
Corporation Income Taxes.....	-4,404	-4,404	-4,505
<b>Social Insurance and Retirement Receipts:</b>			
Employment and General Retirement.....	61,034	61,034	61,552
Unemployment Insurance.....	1,677	1,677	1,346
Other Retirement .....	382	382	390
Excise Taxes .....	4,476	4,476	4,347
Estate and Gift Taxes .....	281	281	1,556
Customs Duties .....	2,619	2,619	2,159
Miscellaneous Receipts .....	8,488	8,488	7,202
<b>Total.....</b>	<b>145,951</b>	<b>145,951</b>	<b>135,294</b>
<b>Net Outlays</b>			
National Defense .....	67,972	67,972	70,151
International Affairs.....	2,995	2,995	3,914
General Science, Space, and Technology.....	2,372	2,372	2,089
Energy.....	879	879	63
Natural Resources and Environment .....	3,450	3,450	3,161
Agriculture .....	6,966	6,966	6,955
Commerce and Housing Credit.....	-2,547	-2,547	2,375
Transportation .....	8,586	8,586	8,979
Community and Regional Development.....	1,992	1,992	2,117
Education, Training, Employment and Social Services.....	10,114	10,114	10,406
Health.....	30,913	30,913	30,328
Medicare.....	37,175	37,175	52,608
Income Security.....	42,368	42,368	45,009
Social Security.....	59,698	59,698	57,603
Veterans Benefits and Services.....	10,280	10,280	13,291
Administration of Justice.....	4,305	4,305	4,424
General Government .....	1,918	1,918	768
Net Interest.....	18,343	18,343	17,930
Undistributed Offsetting Receipts .....	-21,395	-21,395	-20,515
<b>Total.....</b>	<b>286,384</b>	<b>286,384</b>	<b>311,657</b>

Note: Details may not add to totals due to rounding.

# Explanatory Notes

## 1. Flow of Data into Monthly Treasury Statement

The *Monthly Treasury Statement (MTS)* is assembled from data in the central accounting system. The major sources of data include monthly accounting reports by Federal entities and disbursing officers, and daily reports from the Federal Reserve banks. These reports detail accounting transactions affecting receipts and outlays of the Federal Government and off-budget Federal entities, and their related effect on the assets and liabilities of the U.S. Government. Information is presented in the *MTS* on a modified cash basis.

## 2. Notes on Receipts

Receipts included in the report are classified into the following major categories: (1) budget receipts and (2) offsetting collections (also called applicable receipts). Budget receipts are collections from the public that result from the exercise of the Government's sovereign or governmental powers, excluding receipts offset against outlays. These collections, also called governmental receipts, consist mainly of tax receipts (including social insurance taxes), receipts from court fines, certain licenses, and deposits of earnings by the Federal Reserve System. Refunds of receipts are treated as deductions from gross receipts.

Offsetting collections are from other Government accounts or the public that are of a business-type or market-oriented nature. They are classified into two major categories: (1) offsetting collections credited to appropriations or fund accounts, and (2) offsetting receipts (i.e., amounts deposited in receipt accounts). Collections credited to appropriation or fund accounts normally can be used without appropriation action by Congress. These occur in two instances: (1) when authorized by law, amounts collected for materials or services are treated as reimbursements to appropriations and (2) in the three types of revolving funds (public enterprise, intra governmental, and trust); collections are netted against spending, and outlays are reported as the net amount.

Offsetting receipts in receipt accounts cannot be used without being appropriated. They are subdivided into two categories: (1) proprietary receipts - these collections are from the public and they are offset against outlays by agency and by function, and (2) intra governmental funds - these are payments into receipt accounts from Governmental appropriation or fund accounts. The transactions may be intrabudgetary when the payment and receipt both occur within the budget or from receipts from off-budget Federal entities in those cases where payment is made by a Federal entity whose budget authority and outlays are excluded from the budget totals.

Intrabudgetary transactions are subdivided into three categories: (1) interfund transactions, where the payments are from one fund group (either Federal funds or trust funds) to a receipt account in the other fund group; (2) Federal intrafund transactions, where the payments and receipts both occur within the Federal fund group; and (3) trust intrafund transactions, where the payments and receipts both occur within the trust fund group.

Offsetting receipts are generally deducted from budget authority and outlays by function, by subfunction, or by agency. There are four types of receipts, however, that are deducted from budget totals as undistributed offsetting receipts. They are: (1) agencies' payments (including payments by off-budget Federal entities) as employers into employees retirement funds, (2) interest received by trust funds, (3) rents and royalties on the Outer Continental Shelf lands, and (4) other interest (i.e., interest collected on Outer Continental Shelf money in deposit funds when such money is transferred into the budget).

## 3. Notes on Outlays

Outlays are generally accounted for on the basis of checks issued, electronic funds transferred, or cash payments made. Certain outlays do not require issuance of cash or checks. An example is charges made against appropriations for that part of employees' salaries withheld for taxes or savings bond allotments - these are counted as payments to the employee and credits for whatever purpose the money was withheld. Outlays are stated net of offsetting collections (including receipts of revolving and management funds) and of refunds. Interest on the public debt (public issues) is recognized on the accrual basis. Federal credit programs subject to the Federal Credit Reform Act of 1990 use the cash

basis of accounting and are divided into two components. The portion of the credit activities that involve a cost to the Government (mainly subsidies) is included within the budget program accounts. The remaining portion of the credit activities are in non-budget financing accounts. Outlays of off-budget Federal entities are excluded by law from budget totals. However, they are shown separately and combined with the on-budget outlays to display total Federal outlays.

## 4. Processing

The data on payments and collections are reported by account symbol into the central accounting system. In turn, the data are extracted from this system for use in the preparation of the *MTS*.

There are two major checks which are conducted to assure consistency of the data reported:

1. Verification of payment data. The monthly payment activity reported by Federal entities on the Statements of Transactions is compared to the payment activity of Federal entities as reported by disbursing officers.
2. Verification of collection data. Reported collections appearing on Statements of Transactions are compared to deposits as reported by Federal Reserve Banks.

## 5. Other Sources of Information About Federal Government Financial Activities

- *A Glossary of Terms Used in the Federal Budget Process, 2005* (Available from the U.S. Government Accountability Office, at <http://www.gao.gov/new.items/do5734sp.pdf>/September, or by calling 202-512-6000. This glossary provides a basic reference document of standardized definitions of terms used by the Federal Government in the budget making process.
- *Daily Treasury Statement* (Available on the internet at <http://www.fms.treas.gov/dts/>). The *Daily Treasury Statement* is published each working day of the Federal Government and provides data on the cash and debt operations of the Treasury.
- *Monthly Statement of the Public Debt of the United States* (Available on the internet at <http://www.treasurydirect.gov/govt/reports/pd/mspd/nspd.htm>). This publication provides detailed information concerning the public debt.
- *Treasury Bulletin* (Available from GPO, Washington, D.C. 20401 on a subscription or single copy and on the internet at <http://fms.treas.gov/bulletin/index.html>). Quarterly, contains a mix of narrative, tables, and charts on Treasury issues, Federal financial operations, international statistics, and special reports.
- *Budget of the United States Government, Fiscal Year 20\_\_* (Available from GPO, Washington, D.C. 20401 on a subscription basis only and on the internet at <http://www.access.gpo.gov/usbudget>). This publication is a single volume which provides budget information and contains:
  - Appendix, *The Budget of the United States Government, FY 20\_\_*
  - *The United States Budget in Brief, FY 20\_\_*
  - *Analytical Perspectives*
  - *Historical Tables*
- *Combined Statement of Receipts, Outlays, and Balances of the United States Government* (Available from Financial Management Services, U.S. Department of Treasury, Washington, D.C. 20227 and on the internet at <http://fms.treas.gov/annualreport/index.html>). This report includes budgetary results at the summary level and presents individual receipt and appropriation accounts at the detail level.

**Scheduled Release**

**The release date for the November 2010 Statement  
will be 2:00 p.m. EST December 10, 2010.**

Internet service subscribers can access the current issue of the Monthly Treasury Statement through the  
Financial Management Service's website:

<http://www.fms.treas.gov/mts/index.html>