

# Monthly Treasury Statement

## Receipts and Outlays of the United States Government

For Fiscal Year 2021 Through June 30, 2021, and Other Periods





## Highlight

The gross interest on Treasury debt securities, which includes the semi-annual interest payment to trust funds investing in special issue par value government securities, is \$99 billion. Net interest, which includes interest paid to holders of the debt that Treasury issues to the public, totals \$38 billion.

## Contents

Summary.....	Page 5
Receipts.....	Page 10
Outlays.....	Page 11
Means of Financing.....	Page 25
Receipts/Outlays by Month.....	Page 35
Federal Trust Funds/ Securities.....	Page 37
Receipts by Source/Outlays by Function.....	Page 38
Explanatory Notes.....	Page 39

## Introduction

*The Monthly Treasury Statement of Receipts and Outlays of the United States Government (MTS)* is prepared by the Bureau of the Fiscal Service, Department of the Treasury and, after approval by the Fiscal Assistant Secretary of the Treasury, is normally released on the 8th workday of the month following the reporting month. The publication is based on data provided by Federal entities, disbursing officers, and Federal Reserve banks.

### AUDIENCE

The *MTS* is published to meet the needs of those responsible for or interested in the cash position of the Treasury, those who are responsible or interested in the Government's budget results; and individuals and businesses whose operations depend upon or are related to the Government's financial operations.

### DISCLOSURE STATEMENT

This statement summarizes the financial activities of the Federal Government and off-budget Federal entities conducted in accordance with the Budget of the U.S. Government, i.e., receipts and outlays of funds, the surplus or deficit, and the means of financing the deficit or disposing of the surplus. Information is presented on a modified cash basis; receipts are accounted for on the basis of collections; refunds of receipts are treated as deductions from gross receipts; revolving and management fund receipts, reimbursements and refunds of monies previously expended are treated as deductions from gross outlays; and interest on the public debt (public issues) is recognized on the accrual basis. Major information sources include accounting data reported by Federal entities, disbursing officers, and Federal Reserve banks.

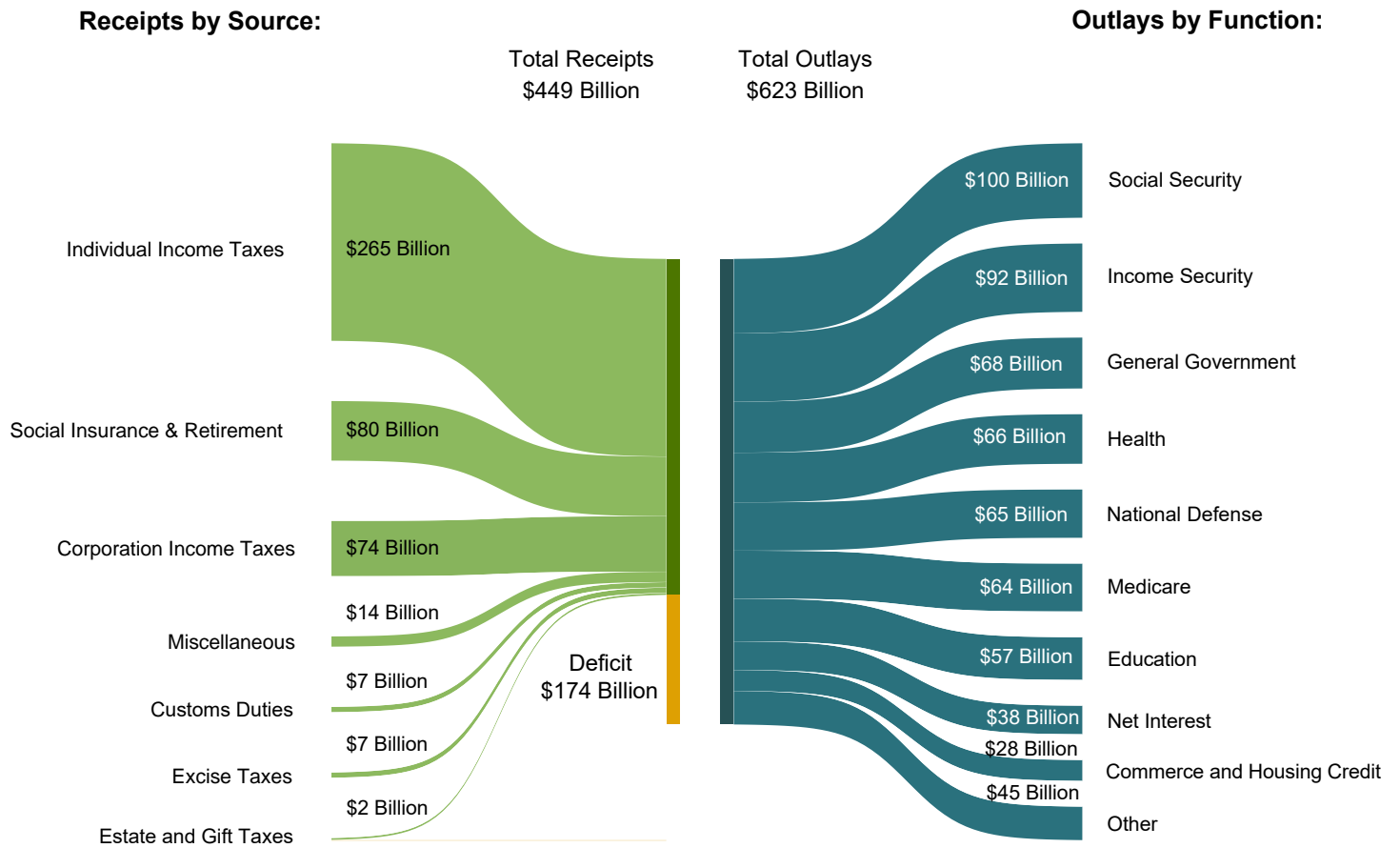
### TRIAD OF PUBLICATIONS

The *MTS* is part of a triad of Treasury financial reports. The *Daily Treasury Statement* is published each working day of the Federal Government. It provides data on the cash and debt operations of the Treasury based upon reporting of the Treasury account balances by Federal Reserve banks. The *MTS* is a report of Government receipts and outlays, based on agency reporting. The *Combined Statement of Receipts, Outlays, and Balances of the United States Government* is the official publication of the detailed receipts and outlays of the Government. It is published annually in accordance with legislative mandates given to the Secretary of the Treasury.

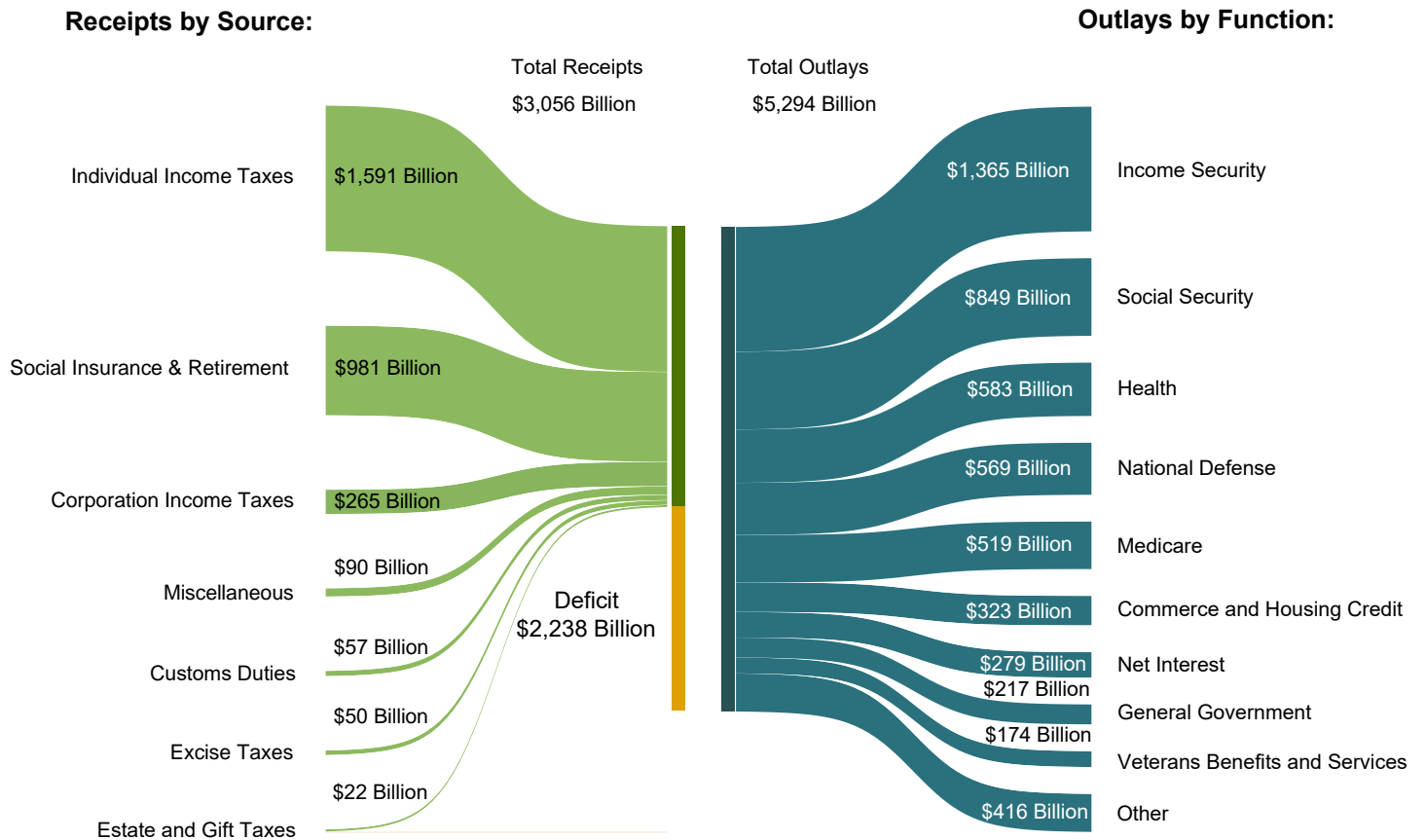
### DATA SOURCES AND INFORMATION

The Explanatory Notes section of this publication provides information concerning the flow of data into the *MTS* and sources of information relevant to the *MTS*.

**Figure 1. Receipts, Outlays, and Surplus/Deficit for June 2021**



**Figure 2. Cumulative Receipts, Outlays, and Surplus/Deficit through Fiscal Year 2021**



**Table 1. Summary of Receipts, Outlays, and the Deficit/Surplus of the U.S. Government, Fiscal Years 2020 and 2021, by Month**

[\$ millions]			
Period	Receipts	Outlays	Deficit/Surplus (-)
<b>FY 2020</b>			
October	245,521	379,988	134,467
November	225,185	434,024	208,838
December	335,805	349,091	13,286
January	372,288	404,883	32,595
February	187,951	423,229	235,278
March	236,766	355,754	118,988
April	241,863	979,885	738,022
May	173,861	572,614	398,754
June	240,829	1,104,903	864,074
July	563,496	626,487	62,992
August	223,221	423,233	200,012
September	373,171	497,782	124,611
<b>Year-to-Date</b>	<b>3,419,957</b>	<b>6,551,874</b>	<b>3,131,917</b>
<b>FY 2021</b>			
October	237,697	521,768	284,071
November	219,553	364,819	145,266
December	346,119	489,682	143,562
January	384,651	547,483	162,832
February	248,314	559,236	310,922
March	267,614	927,217	659,603
April	439,186	664,766	225,579
May	463,745	595,698	131,953
June	449,199	623,359	174,161
<b>Year-to-Date</b>	<b>3,056,078</b>	<b>5,294,027</b>	<b>2,237,949</b>

Note: Details may not add to totals due to rounding.

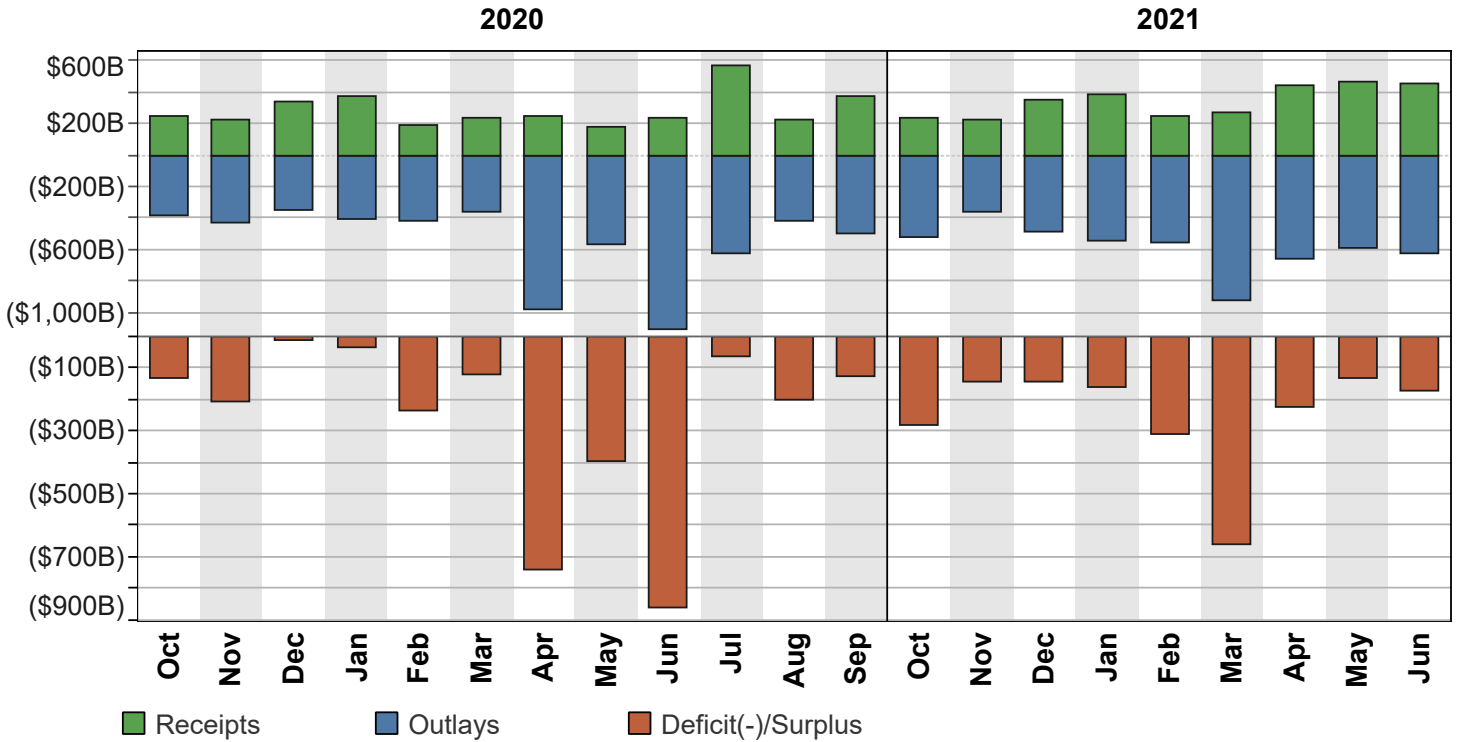
**Table 2. Summary of Budget and Off-Budget Results and Financing of the U.S. Government, June 2021 and Other Periods**

[\$ millions]					
Classification	This Month	Current Fiscal Year to Date	Budget Estimates Full Fiscal Year <sup>1</sup>	Comparable Prior Period Year to Date (2020)	Budget Estimates Next Fiscal Year (2022) <sup>1</sup>
<b>Total On-Budget and Off-Budget Results:</b>					
Total Receipts	449,199	3,056,078	3,580,777	2,260,069	4,174,197
On-Budget Receipts	391,133	2,343,511	2,636,645	1,527,283	3,141,598
Off-Budget Receipts	58,066	712,567	944,132	732,785	1,032,599
Total Outlays	623,359	5,294,027	7,249,456	5,004,372	6,011,148
On-Budget Outlays	561,348	4,558,042	6,231,925	4,307,841	4,930,558
Off-Budget Outlays	62,011	735,985	1,017,531	696,531	1,080,590
Total Surplus (+) or Deficit (-)	-174,161	-2,237,949	-3,668,679	-2,744,303	-1,836,951
On-Budget Surplus (+) or Deficit (-)	-170,215	-2,214,531	-3,595,280	-2,780,557	-1,788,960
Off-Budget Surplus (+) or Deficit (-)	-3,945	-23,418	-73,399	+36,254	-47,991
Total On-Budget and Off-Budget Financing	174,161	2,237,949	3,668,679	2,744,303	1,836,951
<b>Means of Financing:</b>					
Borrowing from the Public	311,416	1,308,657	3,150,083	3,723,835	2,098,073
Reduction of Operating Cash, Increase (-)	-75,229	929,750	1,031,679	-1,339,549	.....
By Other Means	-62,027	-459	-513,083	360,017	-261,122

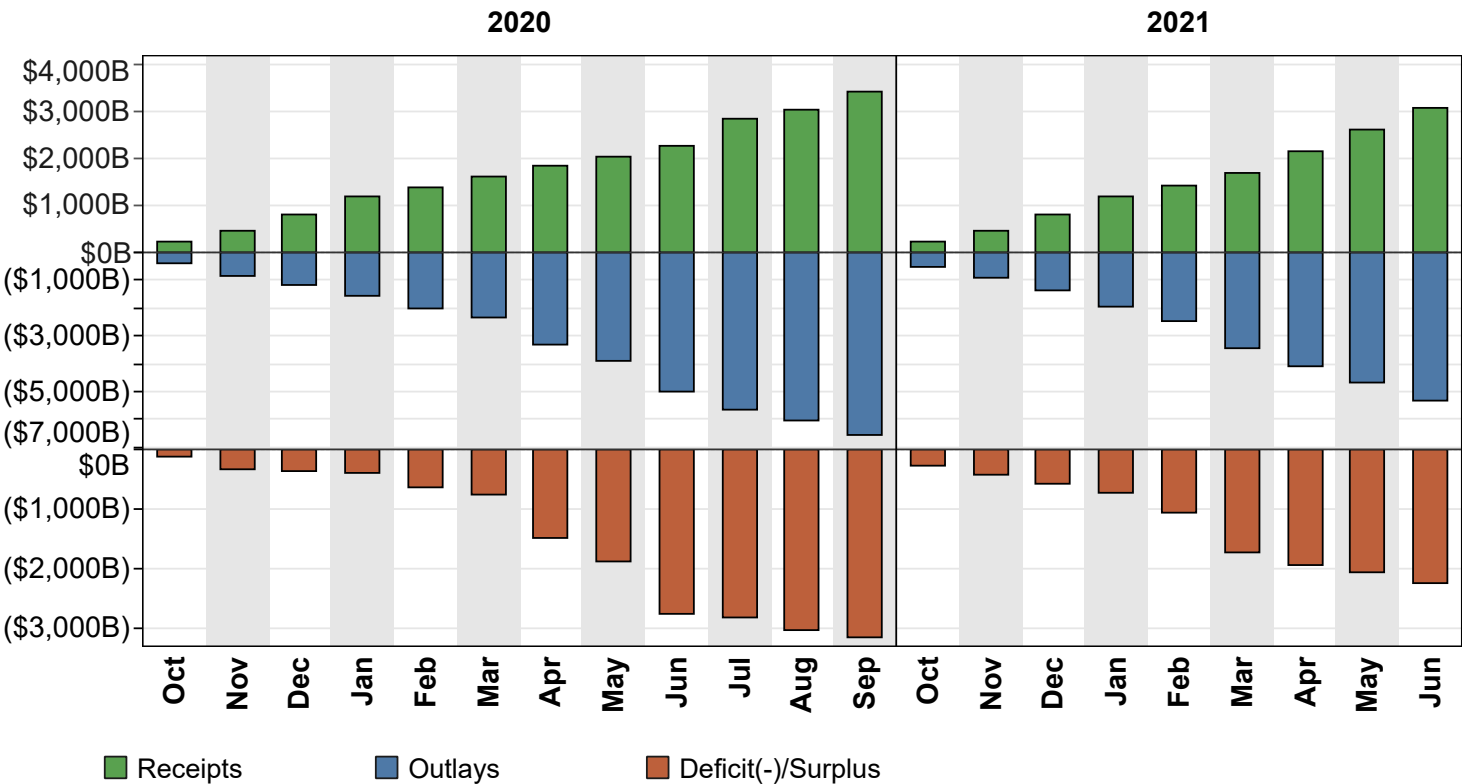
<sup>1</sup> These estimates are based on the FY 2022 Budget, released by the Office of Management and Budget on May 28, 2021.

Note: Details may not add to totals due to rounding.  
... No Transactions

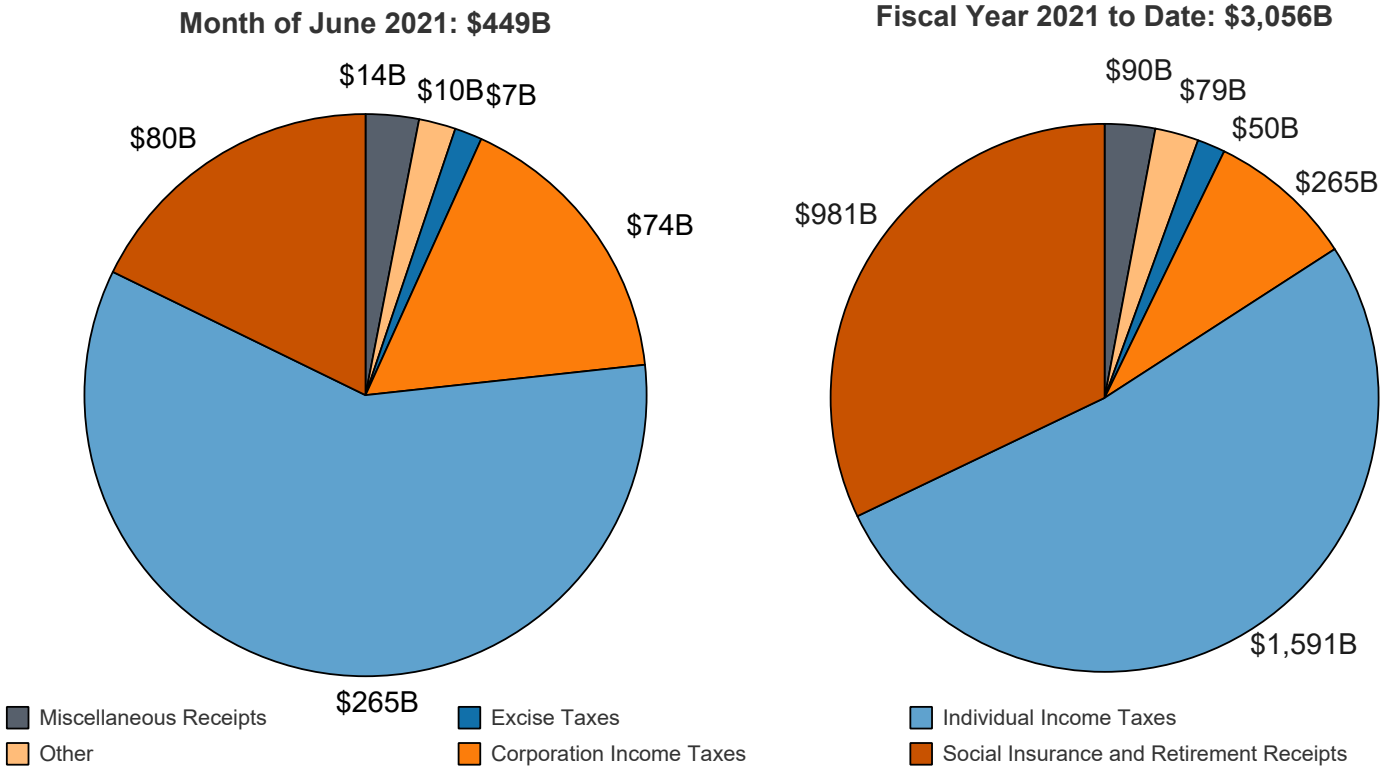
**Figure 3. Monthly Receipts, Outlays, and Budget Deficit/Surplus of the U.S. Government, Fiscal Years 2020 and 2021**



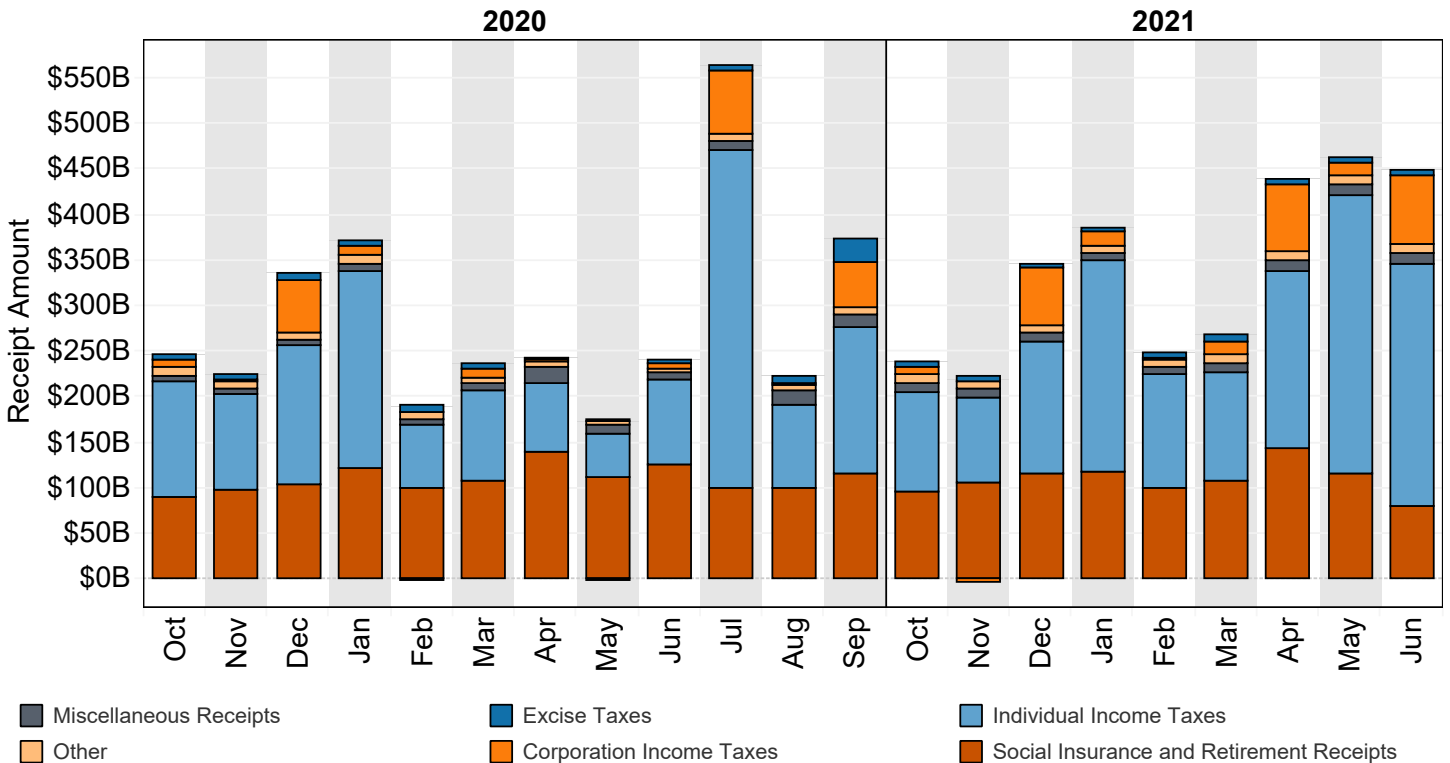
**Figure 4. Monthly Receipts, Outlays, and Budget Deficit/Surplus of the U.S. Government, Cumulative, Fiscal Years 2020 and 2021**



**Figure 5. Receipts of the U.S. Government, by Source, Fiscal Year 2021**



**Figure 6. Monthly Receipts of the U.S. Government, by Source, Fiscal Years 2020 and 2021**

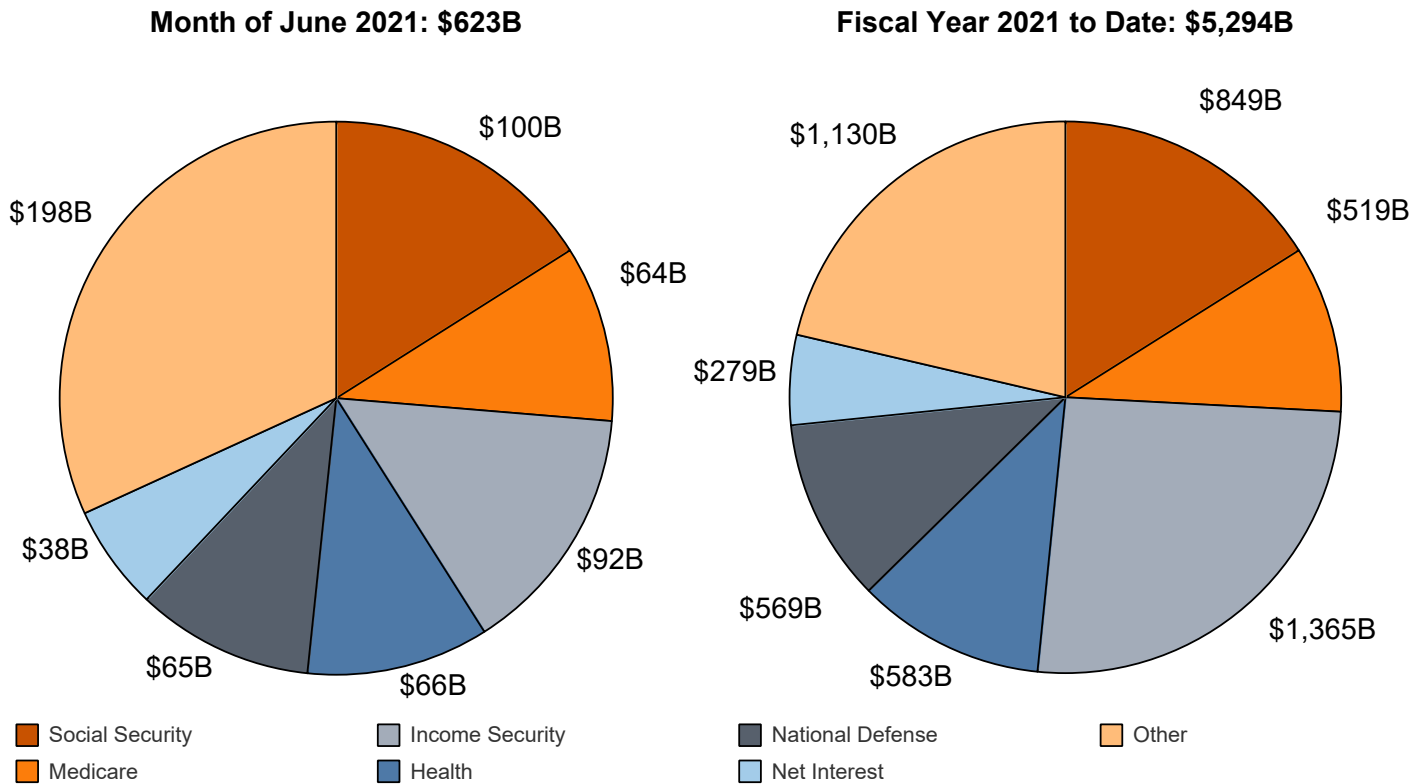


"Other" Includes: Customs Duties and Estate and Gift Taxes

\*Disclaimer: Other category is subject to change due to negative balances held.

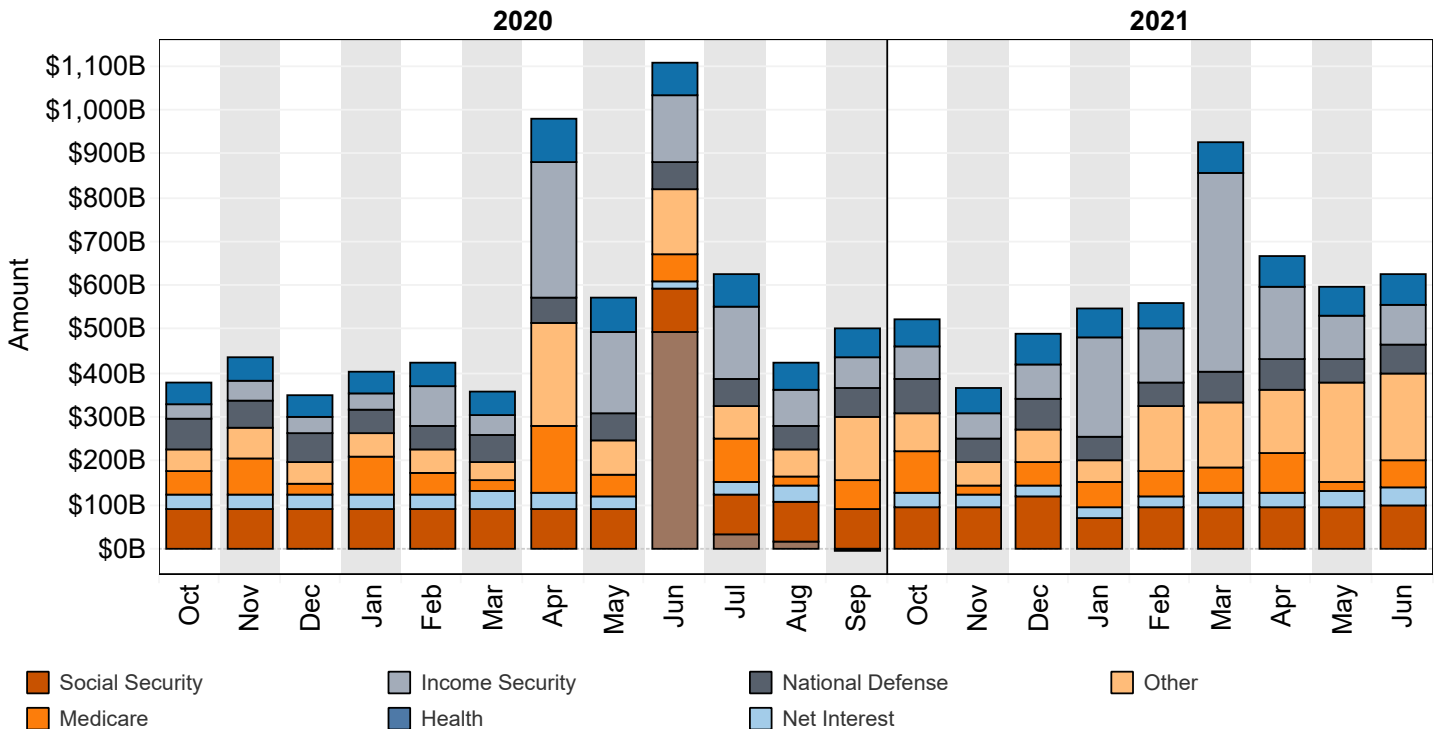
Note: Details may not add to totals due to rounding

**Figure 7. Outlays of the U.S. Government, by Source, Fiscal Year 2021**



\*Disclaimer: Other category is subject to change due to negative balances held.

**Figure 8. Monthly Outlays of the U.S. Government, by Source, Fiscal Years 2020 and 2021**



"Other" Includes: Administration of Justice, Agriculture, Community and Regional Development, Education, Training, Employment, and Social Services, Energy, General Government, General Science, Space, and Technology, International Affairs, Natural Resources and Environment, Transportation, Undistributed Offsetting Receipts, Veterans' Benefits and Services.

Note: Details may not add to totals due to rounding



**Table 3. Summary of Receipts and Outlays of the U.S. Government, June 2021 and Other Periods**

[\$ millions]				
Classification	This Month	Current Fiscal Year to Date	Comparable Prior Period Year to Date	Budget Estimates Full Fiscal Year <sup>1</sup>
<b>Budget Receipts</b>				
Individual Income Taxes	264,840	1,590,663	984,593	1,704,919
Corporation Income Taxes	74,189	265,144	92,106	268,482
Social Insurance and Retirement Receipts:				
Employment and General Retirement (Off-Budget)	58,066	712,567	732,785	944,132
Employment and General Retirement (On-Budget)	19,916	223,668	225,466	291,724
Unemployment Insurance	1,352	40,210	33,759	54,557
Other Retirement	507	4,251	3,929	5,766
Excise Taxes	7,100	50,385	46,707	74,092
Estate and Gift Taxes	2,385	21,477	11,168	17,593
Customs Duties	7,150	57,348	51,592	84,834
Miscellaneous Receipts	13,693	90,365	77,965	134,678
<b>Total Receipts</b>	<b>449,199</b>	<b>3,056,078</b>	<b>2,260,069</b>	<b>3,580,777</b>
<b>(On-Budget)</b>	<b>391,133</b>	<b>2,343,511</b>	<b>1,527,283</b>	<b>2,636,645</b>
<b>(Off-Budget)</b>	<b>58,066</b>	<b>712,567</b>	<b>732,785</b>	<b>944,132</b>
<b>Budget Outlays</b>				
Legislative Branch	533	3,998	4,042	6,376
Judicial Branch	745	6,296	6,317	8,700
Department of Agriculture	21,422	177,897	132,254	288,707
Department of Commerce	1,252	10,841	11,808	16,115
Department of Defense--Military Programs	61,491	541,534	516,915	712,398
Department of Education	53,980	125,366	135,857	231,993
Department of Energy	2,471	25,307	23,934	35,027
Department of Health and Human Services	127,772	1,085,468	1,127,768	1,547,354
Department of Homeland Security	8,834	69,830	47,142	122,714
Department of Housing and Urban Development	4,044	32,216	22,588	55,836
Department of the Interior	2,048	11,484	12,372	17,656
Department of Justice	3,760	29,194	28,683	45,284
Department of Labor	40,953	329,307	279,095	552,567
Department of State	2,466	23,249	22,970	35,771
Department of Transportation	9,357	73,703	66,151	125,747
Department of the Treasury:				
Interest on Treasury Debt Securities (Gross)	99,290	419,173	405,423	484,698
Other	80,416	971,998	606,377	1,197,069
Department of Veterans Affairs	17,920	173,632	160,581	235,938
Corps of Engineers	832	6,475	6,254	7,109
Other Defense Civil Programs	4,100	46,038	50,645	68,280
Environmental Protection Agency	837	6,323	6,800	7,454
Executive Office of the President	29	317	305	473
General Services Administration	39	-647	49	2,148
International Assistance Programs	2,222	16,804	16,961	25,552
National Aeronautics and Space Administration	1,925	16,718	15,975	23,552
National Science Foundation	575	4,992	5,138	8,251
Office of Personnel Management	8,773	80,223	78,389	107,933
Small Business Administration	31,095	324,843	536,963	372,320
Social Security Administration	104,446	892,938	863,303	1,199,226
Independent Agencies	-3,815	8,448	17,712	35,010
Undistributed Offsetting Receipts:				
Interest	-57,860	-125,185	-122,204	-124,193
Other	-8,592	-94,753	-82,194	-203,609
<b>Total Outlays</b>	<b>623,359</b>	<b>5,294,027</b>	<b>5,004,372</b>	<b>7,249,456</b>
<b>(On-Budget)</b>	<b>561,348</b>	<b>4,558,042</b>	<b>4,307,841</b>	<b>6,231,925</b>
<b>(Off-Budget)</b>	<b>62,011</b>	<b>735,985</b>	<b>696,531</b>	<b>1,017,531</b>
<b>Surplus (+) or Deficit (-)</b>	<b>-174,161</b>	<b>-2,237,949</b>	<b>-2,744,303</b>	<b>-3,668,679</b>
<b>(On-Budget)</b>	<b>-170,215</b>	<b>-2,214,531</b>	<b>-2,780,557</b>	<b>-3,595,280</b>
<b>(Off-Budget)</b>	<b>-3,945</b>	<b>-23,418</b>	<b>+36,254</b>	<b>-73,399</b>

<sup>1</sup> These estimates are based on the FY 2022 Budget, released by the Office of Management and Budget on May 28, 2021.

Note: Details may not add to totals due to rounding.

**Table 4. Receipts of the U.S. Government, June 2021 and Other Periods**

[\$ millions]

Classification	This Month			Current Fiscal Year to Date			Prior Fiscal Year to Date		
	Gross Receipts	Refunds (Deduct)	Receipts	Gross Receipts	Refunds (Deduct)	Receipts	Gross Receipts	Refunds (Deduct)	Receipts
<b>Individual Income Taxes</b>									
Withheld	1,173,187			1,138,692			973,934		
Presidential Election Campaign Fund	1			21			16		
Other	116,407			688,550			214,729		
<b>Total -- Individual Income Taxes</b>	<b>289,596</b>	<b>24,755</b>	<b>264,840</b>	<b>1,827,263</b>	<b>236,600</b>	<b>1,590,663</b>	<b>1,188,679</b>	<b>204,086</b>	<b>984,593</b>
<b>Corporation Income Taxes</b>									
	<b>78,570</b>	<b>4,381</b>	<b>74,189</b>	<b>303,414</b>	<b>38,269</b>	<b>265,144</b>	<b>125,507</b>	<b>33,401</b>	<b>92,106</b>
<b>Social Insurance and Retirement Receipts:</b>									
Employment and General Retirement:									
Federal Old-Age and Survivors Insurance Trust Fund:									
Federal Insurance Contributions Act Taxes	173,781	.....	73,781	603,848	3,310	600,538	586,878	.....	586,878
Self-Employment Contributions Act Taxes	16,234	.....	6,234	34,857	.....	34,857	34,471	.....	34,471
Adjustments Attributable to Prior Years-FICA	130,586	.....	-30,586	-26,567	.....	-26,567	5,412	.....	5,412
Adjustments Attributable to Prior Years-SECA	1206	.....	206	251	.....	251	-325	.....	-325
<b>Total -- Federal Old-Age and Survivors Insurance Trust Fund</b>	<b>49,634</b>	<b>.....</b>	<b>49,634</b>	<b>612,389</b>	<b>3,310</b>	<b>609,079</b>	<b>626,436</b>	<b>.....</b>	<b>626,436</b>
Federal Disability Insurance Trust Fund:									
Federal Insurance Contributions Act Taxes	112,528	.....	12,528	102,540	562	101,978	99,659	.....	99,659
Self-Employment Contributions Act Taxes	11,059	.....	1,059	5,921	.....	5,921	5,851	.....	5,851
Adjustments Attributable to Prior Years-FICA	15,197	.....	-5,197	-4,466	.....	-4,466	940	.....	940
Adjustments Attributable to Prior Years-SECA	142	.....	42	55	.....	55	-101	.....	-101
<b>Total -- Federal Disability Insurance Trust Fund</b>	<b>8,432</b>	<b>.....</b>	<b>8,432</b>	<b>104,049</b>	<b>562</b>	<b>103,487</b>	<b>106,349</b>	<b>.....</b>	<b>106,349</b>
Federal Hospital Insurance Trust Fund:									
Federal Insurance Contributions Act Taxes	124,188	.....	24,188	210,139	.....	210,139	203,490	.....	203,490
Self-Employment Contributions Act Taxes	13,409	.....	3,409	16,426	.....	16,426	16,043	.....	16,043
Receipts from Railroad Retirement Board	552	.....	552	552	.....	552	583	.....	583
Adjustments Attributable to Prior Years-FICA	18,203	.....	-8,203	-6,982	.....	-6,982	2,027	.....	2,027
Adjustments Attributable to Prior Years-SECA	176	.....	76	176	.....	176	-54	.....	-54
<b>Total -- Federal Hospital Insurance Trust Fund</b>	<b>20,022</b>	<b>.....</b>	<b>20,022</b>	<b>220,311</b>	<b>.....</b>	<b>220,311</b>	<b>222,088</b>	<b>.....</b>	<b>222,088</b>
Railroad Retirement:									
Rail Pension and Supplemental Annuity	273	11	263	2,153	15	2,138	2,185	71	2,114
Social Security Equivalent Account	-359	9	-368	1,234	14	1,220	1,336	72	1,264
<b>Total -- Employment and General Retirement</b>	<b>78,002</b>	<b>20</b>	<b>77,982</b>	<b>940,136</b>	<b>3,901</b>	<b>936,235</b>	<b>958,395</b>	<b>143</b>	<b>958,252</b>
Unemployment Insurance:									
Deposits by States	1,330	.....	1,330	34,842	.....	34,842	28,139	.....	28,139
Federal Unemployment Taxes	33	11	22	5,397	93	5,304	5,637	88	5,548
Railroad Unemployment Taxes	(**)	.....	(**)	64	.....	64	71	.....	71
<b>Total -- Unemployment Insurance</b>	<b>1,363</b>	<b>11</b>	<b>1,352</b>	<b>40,303</b>	<b>93</b>	<b>40,210</b>	<b>33,847</b>	<b>88</b>	<b>33,759</b>
Other Retirement:									
Federal Employees' Retirement--Employee Share	505	.....	505	4,232	.....	4,232	3,907	.....	3,907
Non-Federal Employees Retirement	2	.....	2	20	.....	20	22	.....	22
<b>Total -- Other Retirement</b>	<b>507</b>	<b>.....</b>	<b>507</b>	<b>4,251</b>	<b>.....</b>	<b>4,251</b>	<b>3,929</b>	<b>.....</b>	<b>3,929</b>
<b>Total -- Social Insurance and Retirement Receipts</b>	<b>79,873</b>	<b>31</b>	<b>79,842</b>	<b>984,690</b>	<b>3,994</b>	<b>980,696</b>	<b>996,170</b>	<b>231</b>	<b>995,939</b>
<b>Excise Taxes:</b>									
Miscellaneous Excise Taxes	2,302	378	1,924	22,774	5,275	17,499	17,545	5,886	11,658
Airport and Airway Trust Fund	1,552	.....	1,552	7,386	8	7,378	9,123	16	9,108
Highway Trust Fund	3,635	44	3,591	25,615	291	25,324	26,078	289	25,789
Black Lung Disability Trust Fund	33	.....	33	183	.....	183	151	.....	151
<b>Total -- Excise Taxes</b>	<b>7,522</b>	<b>423</b>	<b>7,100</b>	<b>55,959</b>	<b>5,574</b>	<b>50,385</b>	<b>52,898</b>	<b>6,191</b>	<b>46,707</b>
<b>Estate and Gift Taxes</b>									
	<b>2,445</b>	<b>59</b>	<b>2,385</b>	<b>22,168</b>	<b>691</b>	<b>21,477</b>	<b>11,565</b>	<b>397</b>	<b>11,168</b>
<b>Customs Duties</b>									
	<b>7,688</b>	<b>538</b>	<b>7,150</b>	<b>62,877</b>	<b>5,528</b>	<b>57,348</b>	<b>56,282</b>	<b>4,690</b>	<b>51,592</b>
<b>Miscellaneous Receipts:</b>									
Deposit of Earnings, Federal Reserve System	11,090	.....	11,090	68,799	.....	68,799	55,146	.....	55,146
Universal Service Fund	591	.....	591	6,939	.....	6,939	6,343	.....	6,343
All Other	2,013	1	2,012	14,637	9	14,627	16,502	26	16,476
<b>Total -- Miscellaneous Receipts</b>	<b>13,694</b>	<b>1</b>	<b>13,693</b>	<b>90,374</b>	<b>9</b>	<b>90,365</b>	<b>77,990</b>	<b>26</b>	<b>77,965</b>
<b>Total -- Receipts</b>	<b>479,386</b>	<b>30,188</b>	<b>449,199</b>	<b>3,346,744</b>	<b>290,666</b>	<b>3,056,078</b>	<b>2,509,091</b>	<b>249,022</b>	<b>2,260,069</b>
<b>Total -- On-Budget</b>	<b>421,320</b>	<b>30,188</b>	<b>391,133</b>	<b>2,630,306</b>	<b>286,794</b>	<b>2,343,511</b>	<b>1,776,305</b>	<b>249,022</b>	<b>1,527,283</b>
<b>Total -- Off-Budget</b>	<b>58,066</b>	<b>.....</b>	<b>58,066</b>	<b>716,439</b>	<b>3,872</b>	<b>712,567</b>	<b>732,785</b>	<b>.....</b>	<b>732,785</b>

1 In accordance with the Social Security Act as amended: Individual Income Taxes, Withheld have been increased and Federal Insurance Contribution Act Taxes decreased by \$44 billion to correct estimates for the calendar year 2020. Individual Income Taxes, Other have been decreased and Self-Employment Contribution Act Taxes increased by \$324 million to correct estimates for

calendar year 2018 and prior.

Note: Details may not add to totals due to rounding.

... No Transactions

(\*\*) Less than absolute value of \$500,000

**Table 5. Outlays of the U.S. Government, June 2021 and Other Periods**

[\$ millions]

Classification	This Month			Current Fiscal Year to Date			Prior Fiscal Year to Date		
	Gross Outlays	Applicable Receipts	Outlays	Gross Outlays	Applicable Receipts	Outlays	Gross Outlays	Applicable Receipts	Outlays
<b>Legislative Branch:</b>									
Senate	81	(**)	81	745	1	744	726	1	725
House of Representatives	120	(**)	120	1,110	2	1,108	1,107	2	1,105
Joint Items	1	.....	1	19	.....	19	14	.....	14
Capitol Police	51	.....	51	376	.....	376	354	.....	354
Congressional Budget Office	6	.....	6	42	.....	42	41	.....	41
Architect of the Capitol	70	(**)	70	581	(**)	580	584	3	582
Library of Congress	86	(**)	86	555	2	553	550	5	545
Government Publishing Office	37	.....	37	33	.....	33	108	.....	108
Government Accountability Office	75	.....	75	482	.....	482	471	.....	471
United States Tax Court	4	.....	4	42	.....	42	41	.....	41
Other Legislative Branch Agencies	8	.....	8	56	.....	56	96	.....	96
Proprietary Receipts from the Public	.....	7	-7	.....	32	-32	.....	32	-32
Intrabudgetary Transactions	-1	.....	-1	-7	.....	-7	-7	.....	-7
Offsetting Governmental Receipts	.....	.....	.....	.....	.....	.....	.....	(**)	(**)
<b>Total--Legislative Branch</b>	<b>540</b>	<b>7</b>	<b>533</b>	<b>4,035</b>	<b>37</b>	<b>3,998</b>	<b>4,084</b>	<b>42</b>	<b>4,042</b>
<b>Judicial Branch:</b>									
Supreme Court of the United States	7	.....	7	80	.....	80	75	.....	75
Courts of Appeals, District Courts, and Other Judicial Services	669	.....	669	6,500	.....	6,500	6,547	.....	6,547
Other	32	.....	32	551	.....	551	533	.....	533
Proprietary Receipts from the Public	.....	-9	9	.....	91	-91	.....	122	-122
Intrabudgetary Transactions	27	.....	27	-745	.....	-745	-716	.....	-716
<b>Total--Judicial Branch</b>	<b>736</b>	<b>-9</b>	<b>745</b>	<b>6,387</b>	<b>91</b>	<b>6,296</b>	<b>6,439</b>	<b>122</b>	<b>6,317</b>
<b>Department of Agriculture:</b>									
Agricultural Research Service	155	.....	155	1,125	.....	1,125	1,046	.....	1,046
National Institute of Food and Agriculture:									
Research and Education Activities	83	.....	83	562	.....	562	536	.....	536
Extension Activities	72	.....	72	382	.....	382	383	.....	383
Other	12	.....	12	89	.....	89	57	.....	57
Animal and Plant Health Inspection Service	117	.....	117	1,059	.....	1,059	1,057	.....	1,057
Food Safety and Inspection Service	131	.....	131	812	.....	812	797	.....	797
Agricultural Marketing Service	177	.....	177	1,518	.....	1,518	1,047	.....	1,047
Risk Management Agency:									
Administrative and Operating Expenses	8	.....	8	49	.....	49	49	.....	49
Federal Crop Insurance Corporation Fund	-174	-381	207	7,011	1,633	5,379	10,495	2,971	7,524
Farm Service Agency:									
Salaries and Expenses	137	.....	137	754	.....	754	763	.....	763
USDA Supplemental Assistance	2	.....	2	2	.....	2	2	.....	2
Agricultural Disaster Relief Fund	(**)	.....	(**)	(**)	.....	(**)	(**)	.....	(**)
Commodity Credit Corporation	414	689	-275	16,512	5,648	10,864	24,200	6,005	18,195
Tobacco Trust Fund	(**)	.....	(**)	(**)	.....	(**)	.....	.....	.....
Agricultural Credit Insurance Fund	4	2	3	332	26	305	365	32	333
Other	21	.....	21	127	.....	127	168	.....	168
<b>Total--Farm Service Agency</b>	<b>578</b>	<b>691</b>	<b>-112</b>	<b>17,727</b>	<b>5,674</b>	<b>12,053</b>	<b>25,498</b>	<b>6,037</b>	<b>19,461</b>
Natural Resources Conservation Service:									
Conservation Operations	82	.....	82	631	.....	631	648	.....	648
Farm Security and Rural Investment Programs	202	.....	202	2,500	.....	2,500	2,637	.....	2,637
Other	31	.....	31	280	.....	280	187	.....	187
Rural Development	71	.....	71	47	.....	47	86	.....	86
Rural Housing Service:									
Rural Housing Insurance Fund	7	24	-17	481	290	191	506	328	178
Rental Assistance Program	108	.....	108	1,018	.....	1,018	901	.....	901
Other	16	.....	16	159	.....	159	131	.....	131
Rural Utilities Service:									
Rural Electrification and Telecommunications Fund	136	14	123	472	59	413	1,571	97	1,474
Other	53	5	48	461	40	421	449	39	411
Foreign Agricultural Service	172	.....	172	1,675	.....	1,675	1,619	.....	1,619
Food and Nutrition Service:									
Supplemental Nutrition Assistance Program	14,537	.....	14,537	92,193	.....	92,193	57,457	.....	57,457
Child Nutrition Programs	2,896	.....	2,896	20,447	.....	20,447	19,058	.....	19,058
Special Supplemental Nutrition Program for Women, Infants, and Children (WIC)	424	.....	424	3,653	.....	3,653	3,862	.....	3,862
Other	111	.....	111	910	.....	910	506	.....	506
<b>Total--Food and Nutrition Service</b>	<b>17,968</b>	<b>.....</b>	<b>17,968</b>	<b>117,204</b>	<b>.....</b>	<b>117,204</b>	<b>80,883</b>	<b>.....</b>	<b>80,883</b>

**Table 5. Outlays of the U.S. Government, June 2021 and Other Periods - Continued**

[\$ millions]

Classification	This Month			Current Fiscal Year to Date			Prior Fiscal Year to Date		
	Gross Outlays	Applicable Receipts	Outlays	Gross Outlays	Applicable Receipts	Outlays	Gross Outlays	Applicable Receipts	Outlays
<b>Department of Agriculture: - Continued</b>									
Forest Service:									
National Forest System	206	.....	206	1,405	.....	1,405	1,397	.....	1,397
Capital Improvement and Maintenance	17	.....	17	169	.....	169	340	.....	340
Wildland Fire Management	346	.....	346	2,593	.....	2,593	1,447	.....	1,447
Forest Service Permanent Appropriations	19	.....	19	344	.....	344	386	.....	386
Other	170	.....	170	1,022	.....	1,022	550	.....	550
<b>Total--Forest Service</b>	<b>757</b>	<b>.....</b>	<b>757</b>	<b>5,534</b>	<b>.....</b>	<b>5,534</b>	<b>4,121</b>	<b>.....</b>	<b>4,121</b>
Other	1,097	4	1,093	25,851	60	25,791	7,837	29	7,808
Proprietary Receipts from the Public	(**)	174	-174	(**)	1,175	-1,175	(**)	944	-944
Intrabudgetary Transactions	93	.....	93	182	.....	182	155	.....	155
<b>Total--Department of Agriculture</b>	<b>21,954</b>	<b>531</b>	<b>21,422</b>	<b>186,828</b>	<b>8,931</b>	<b>177,897</b>	<b>142,697</b>	<b>10,443</b>	<b>132,254</b>
<b>Department of Commerce:</b>									
Economic Development Administration	68	.....	68	581	.....	581	242	.....	242
Bureau of the Census	241	.....	241	2,684	.....	2,684	4,265	.....	4,265
International Trade Administration	47	.....	47	398	.....	398	365	.....	365
National Oceanic and Atmospheric Administration	614	-1	615	4,338	14	4,324	4,336	5	4,332
National Institute of Standards and Technology	116	.....	116	870	.....	870	800	.....	800
National Telecommunications and Information Administration	90	(**)	90	1,586	(**)	1,586	1,487	(**)	1,487
Other	80	4	76	457	50	407	370	59	311
Proprietary Receipts from the Public	.....	(**)	(**)	.....	7	-7	.....	-7	7
Intrabudgetary Transactions	(**)	.....	(**)	-1	.....	-1	1	.....	1
Offsetting Governmental Receipts	.....	(**)	(**)	.....	2	-2	.....	1	-1
<b>Total--Department of Commerce</b>	<b>1,255</b>	<b>3</b>	<b>1,252</b>	<b>10,913</b>	<b>72</b>	<b>10,841</b>	<b>11,867</b>	<b>59</b>	<b>11,808</b>
<b>Department of Defense--Military Programs:</b>									
Military Personnel:									
Department of the Army	5,540	.....	5,540	50,916	.....	50,916	45,106	.....	45,106
Department of the Navy	4,118	.....	4,118	40,899	.....	40,899	38,456	.....	38,456
Department of the Air Force	3,257	.....	3,257	31,483	.....	31,483	30,473	.....	30,473
Defense Agencies	.....	.....	.....	9,845	.....	9,845	8,505	.....	8,505
<b>Total--Military Personnel</b>	<b>12,915</b>	<b>.....</b>	<b>12,915</b>	<b>133,142</b>	<b>.....</b>	<b>133,142</b>	<b>122,541</b>	<b>.....</b>	<b>122,541</b>
Operation and Maintenance:									
Department of the Army	5,818	.....	5,818	53,636	.....	53,636	54,843	.....	54,843
Department of the Navy	5,415	.....	5,415	50,331	.....	50,331	49,049	.....	49,049
Department of the Air Force	5,444	.....	5,444	47,632	.....	47,632	45,384	.....	45,384
Defense Agencies	7,308	.....	7,308	59,926	.....	59,926	57,290	.....	57,290
<b>Total--Operation and Maintenance</b>	<b>23,985</b>	<b>.....</b>	<b>23,985</b>	<b>211,525</b>	<b>.....</b>	<b>211,525</b>	<b>206,566</b>	<b>.....</b>	<b>206,566</b>
International Reconstruction and Other Assistance:									
Department of the Army	.....	.....	.....	1	.....	1	(**)	.....	(**)
Procurement:									
Department of the Army	2,375	.....	2,375	19,102	.....	19,102	18,076	.....	18,076
Department of the Navy	5,385	.....	5,385	43,260	.....	43,260	40,441	.....	40,441
Department of the Air Force	4,022	.....	4,022	37,494	.....	37,494	39,363	.....	39,363
Defense Agencies	696	.....	696	6,953	.....	6,953	6,732	.....	6,732
<b>Total--Procurement</b>	<b>12,478</b>	<b>.....</b>	<b>12,478</b>	<b>106,809</b>	<b>.....</b>	<b>106,809</b>	<b>104,612</b>	<b>.....</b>	<b>104,612</b>
Research, Development, Test, and Evaluation:									
Department of the Army	2,784	.....	2,784	11,957	.....	11,957	9,094	.....	9,094
Department of the Navy	1,599	.....	1,599	14,792	.....	14,792	14,105	.....	14,105
Department of the Air Force	4,247	.....	4,247	35,019	.....	35,019	33,041	.....	33,041
Defense Agencies	2,221	.....	2,221	18,716	.....	18,716	17,368	.....	17,368
<b>Total--Research, Development, Test, and Evaluation</b>	<b>10,851</b>	<b>.....</b>	<b>10,851</b>	<b>80,485</b>	<b>.....</b>	<b>80,485</b>	<b>73,609</b>	<b>.....</b>	<b>73,609</b>
Military Construction:									
Department of the Army	194	.....	194	1,260	.....	1,260	1,544	.....	1,544
Department of the Navy	230	.....	230	2,032	.....	2,032	1,360	.....	1,360
Department of the Air Force	143	.....	143	1,396	.....	1,396	1,394	.....	1,394
Defense Agencies	214	.....	214	2,254	.....	2,254	2,165	.....	2,165
<b>Total--Military Construction</b>	<b>781</b>	<b>.....</b>	<b>781</b>	<b>6,942</b>	<b>.....</b>	<b>6,942</b>	<b>6,463</b>	<b>.....</b>	<b>6,463</b>
Family Housing:									
Department of the Army	55	.....	55	416	.....	416	322	.....	322
Department of the Navy	44	.....	44	286	.....	286	222	.....	222
Department of the Air Force	28	.....	28	245	.....	245	255	.....	255
Defense Agencies	4	.....	4	44	.....	44	90	(**)	90
Revolving and Management Funds:									

**Table 5. Outlays of the U.S. Government, June 2021 and Other Periods - Continued**

[\$ millions]

Classification	This Month			Current Fiscal Year to Date			Prior Fiscal Year to Date		
	Gross Outlays	Applicable Receipts	Outlays	Gross Outlays	Applicable Receipts	Outlays	Gross Outlays	Applicable Receipts	Outlays
<b>Department of Defense--Military Programs: - Continued</b>									
Department of the Navy	(**)	.....	(**)	22	.....	22	256	.....	256
Defense Agencies:									
Working Capital Fund	773	.....	773	2,921	.....	2,921	2,774	.....	2,774
Other	-67	.....	-67	-94	.....	-94	49	.....	49
Allowances	.....	.....	.....	(**)	.....	(**)	34	.....	34
Trust Funds:									
Department of the Army	2	.....	2	10	.....	10	9	.....	9
Department of the Navy	3	.....	3	23	.....	23	19	.....	19
Department of the Air Force	(**)	.....	(**)	23	.....	23	2	.....	2
Defense Agencies	41	.....	41	342	.....	342	315	.....	315
Proprietary Receipts from the Public:									
Department of the Army	.....	235	-235	.....	262	-262	.....	-162	162
Department of the Navy	.....	-20	20	.....	164	-164	.....	30	-30
Department of the Air Force	.....	-1	1	.....	48	-48	.....	52	-52
Defense Agencies	.....	179	-179	.....	1,044	-1,044	.....	604	-604
Intrabudgetary Transactions:									
Department of the Army	-1	.....	-1	1	.....	1	-34	.....	-34
Department of the Navy	-6	.....	-6	-31	.....	-31	-16	.....	-16
Department of the Air Force	(**)	.....	(**)	-21	.....	-21	-62	.....	-62
Defense Agencies	-3	.....	-3	-38	.....	-38	-82	.....	-82
Offsetting Governmental Receipts:									
Department of the Army	.....	(**)	(**)	.....	1	-1	.....	4	-4
Defense Agencies	.....	.....	.....	.....	.....	.....	.....	500	-500
<b>Total--Department of Defense--Military Programs</b>	<b>61,884</b>	<b>393</b>	<b>61,491</b>	<b>543,052</b>	<b>1,518</b>	<b>541,534</b>	<b>517,944</b>	<b>1,029</b>	<b>516,915</b>
<b>Department of Education:</b>									
Office of Elementary and Secondary Education:									
Accelerating Achievement and Ensuring Equity	2,028	.....	2,028	12,610	.....	12,610	12,886	.....	12,886
Impact Aid	43	.....	43	1,413	.....	1,413	1,455	.....	1,455
Education Improvement Programs	513	.....	513	3,545	.....	3,545	3,695	.....	3,695
Other	8,508	.....	8,508	28,491	.....	28,491	7,415	.....	7,415
<b>Total--Office of Elementary and Secondary Education</b>	<b>11,093</b>	<b>.....</b>	<b>11,093</b>	<b>46,059</b>	<b>.....</b>	<b>46,059</b>	<b>25,451</b>	<b>.....</b>	<b>25,451</b>
Office of Innovation and Improvement	80	.....	80	603	.....	603	671	.....	671
Office of English Language Acquisition	68	.....	68	510	.....	510	545	.....	545
Office of Special Education and Rehabilitative Services:									
Special Education	1,328	.....	1,328	9,820	.....	9,820	9,951	.....	9,951
Rehabilitation Services and Disability Research	260	.....	260	2,146	.....	2,146	2,417	.....	2,417
Special Institutions for Persons with Disabilities	20	.....	20	201	.....	201	186	.....	186
Office of Vocational and Adult Education	219	.....	219	1,366	.....	1,366	1,294	.....	1,294
Office of Postsecondary Education:									
Higher Education	240	.....	240	1,769	.....	1,769	1,769	.....	1,769
Other	(**)	(**)	(**)	1,908	2	1,906	206	3	202
<b>Total--Office of Postsecondary Education</b>	<b>240</b>	<b>(**)</b>	<b>240</b>	<b>3,677</b>	<b>2</b>	<b>3,675</b>	<b>1,975</b>	<b>3</b>	<b>1,972</b>
Office of Federal Student Aid:									
Student Financial Assistance	1,544	.....	1,544	19,457	.....	19,457	20,352	.....	20,352
Student Aid Administration	148	.....	148	1,355	.....	1,355	1,301	.....	1,301
Federal Student Loan Reserve Fund	.....	.....	.....	-54	.....	-54	-68	.....	-68
Federal Direct Student Loans	39,770	.....	39,770	42,498	.....	42,498	69,888	.....	69,888
Federal Family Education Loans	-4	.....	-4	-64	.....	-64	12,993	.....	12,993
Other	14	(**)	14	65	2	64	36	5	31
<b>Total--Office of Federal Student Aid</b>	<b>41,471</b>	<b>(**)</b>	<b>41,471</b>	<b>63,257</b>	<b>2</b>	<b>63,256</b>	<b>104,502</b>	<b>5</b>	<b>104,498</b>
Institute of Education Sciences	47	.....	47	390	.....	390	434	.....	434
Departmental Management	66	.....	66	479	.....	479	431	.....	431
Other	15	.....	15	233	.....	233	226	.....	226
Proprietary Receipts from the Public	.....	936	-936	.....	3,385	-3,385	.....	12,226	-12,226
Intrabudgetary Transactions	9	.....	9	11	.....	11	7	.....	7
<b>Total--Department of Education</b>	<b>54,916</b>	<b>936</b>	<b>53,980</b>	<b>128,754</b>	<b>3,388</b>	<b>125,366</b>	<b>148,091</b>	<b>12,234</b>	<b>135,857</b>
<b>Department of Energy:</b>									
National Nuclear Security Administration:									
Naval Reactors	119	.....	119	1,079	.....	1,079	1,095	.....	1,095
Weapons Activities	968	.....	968	9,300	.....	9,300	8,295	.....	8,295
Defense Nuclear Nonproliferation	166	.....	166	1,398	.....	1,398	1,491	.....	1,491
Other	32	.....	32	309	.....	309	305	.....	305

**Table 5. Outlays of the U.S. Government, June 2021 and Other Periods - Continued**

[\$ millions]

Classification	This Month			Current Fiscal Year to Date			Prior Fiscal Year to Date		
	Gross Outlays	Applicable Receipts	Outlays	Gross Outlays	Applicable Receipts	Outlays	Gross Outlays	Applicable Receipts	Outlays
<b>Department of Energy: - Continued</b>									
Environmental and Other Defense Activities:									
Defense Environmental Cleanup	510	.....	510	4,633	.....	4,633	4,578	.....	4,578
Other Defense Activities	62	.....	62	629	.....	629	664	.....	664
Defense Nuclear Waste Disposal	(**)	.....	(**)	1	.....	1	1	.....	1
Energy Programs:									
Science	606	.....	606	4,962	.....	4,962	4,546	.....	4,546
Energy Supply	148	.....	148	1,390	.....	1,390	1,372	.....	1,372
Energy Efficiency and Renewable Energy	193	.....	193	1,625	.....	1,625	1,532	.....	1,532
Fossil Energy Research and Development	57	.....	57	511	.....	511	485	.....	485
Uranium Enrichment Decontamination and Decommissioning Fund	53	.....	53	569	.....	569	610	.....	610
Advanced Technology Vehicles Manufacturing Loan Program	(**)	.....	(**)	18	.....	18	3	.....	3
Title 17 Innovative Technology Loan Guarantee Program	2	.....	2	316	.....	316	132	.....	132
Other	114	7	107	1,063	105	958	905	80	825
Total--Energy Programs	1,172	7	1,165	10,453	105	10,348	9,585	80	9,505
Power Marketing Administration	380	314	65	2,991	2,969	22	3,222	2,919	304
Departmental Administration	(**)	.....	(**)	205	.....	205	178	.....	178
Proprietary Receipts from the Public	.....	485	-485	.....	1,384	-1,384	.....	1,312	-1,312
Intrabudgetary Transactions	-131	.....	-131	-1,233	.....	-1,233	-1,170	.....	-1,170
<b>Total--Department of Energy</b>	<b>3,277</b>	<b>807</b>	<b>2,471</b>	<b>29,765</b>	<b>4,458</b>	<b>25,307</b>	<b>28,245</b>	<b>4,311</b>	<b>23,934</b>
<b>Department of Health and Human Services:</b>									
Food and Drug Administration									
Food and Drug Administration	404	1	403	3,222	6	3,216	2,716	7	2,709
Health Resources and Services Administration									
Health Resources and Services Administration	1,089	.....	1,089	10,316	.....	10,316	8,815	.....	8,815
Indian Health Service									
Indian Health Service	444	.....	444	8,053	.....	8,053	5,400	.....	5,400
Centers for Disease Control and Prevention									
Centers for Disease Control and Prevention	1,022	.....	1,022	7,797	.....	7,797	6,230	.....	6,230
National Institutes of Health									
National Institutes of Health	3,409	.....	3,409	29,032	.....	29,032	27,462	.....	27,462
Substance Abuse and Mental Health Services Administration									
Substance Abuse and Mental Health Services Administration	500	.....	500	4,271	.....	4,271	3,914	.....	3,914
Agency for Healthcare Research and Quality									
Agency for Healthcare Research and Quality	30	.....	30	254	.....	254	254	.....	254
Centers for Medicare and Medicaid Services:									
Grants to States for Medicaid									
Grants to States for Medicaid	43,489	.....	43,489	382,827	.....	382,827	334,978	.....	334,978
Payments to Health Care Trust Funds									
Payments to Health Care Trust Funds	35,288	.....	35,288	334,814	.....	334,814	277,051	.....	277,051
Children's Health Insurance Fund									
Children's Health Insurance Fund	1,531	.....	1,531	11,856	.....	11,856	12,306	.....	12,306
State Grants and Demonstrations									
State Grants and Demonstrations	36	.....	36	225	.....	225	245	.....	245
Federal Hospital Insurance Trust Fund:									
Benefit Payments									
Benefit Payments	34,740	.....	34,740	261,616	.....	261,616	312,884	.....	312,884
Administrative Expenses									
Administrative Expenses	271	.....	271	2,524	.....	2,524	2,578	.....	2,578
Total--Federal Hospital Insurance Trust Fund	35,011	.....	35,011	264,139	.....	264,139	315,462	.....	315,462
Health Care Fraud and Abuse Control									
Health Care Fraud and Abuse Control	155	.....	155	1,548	.....	1,548	1,383	.....	1,383
Federal Supplementary Medical Insurance Trust Fund:									
Benefit Payments									
Benefit Payments	41,476	.....	41,476	301,404	.....	301,404	311,686	.....	311,686
Administrative Expenses									
Administrative Expenses	274	.....	274	2,944	.....	2,944	3,228	.....	3,228
Medicare Prescription Drugs:									
Benefit Payments									
Benefit Payments	7,483	.....	7,483	73,241	.....	73,241	65,682	.....	65,682
Total--Federal Supplementary Medical Insurance Trust Fund	49,232	.....	49,232	377,590	.....	377,590	380,596	.....	380,596
Other									
Other	42	.....	42	4,611	.....	4,611	3,800	.....	3,800
Total--Centers for Medicare and Medicaid Services	164,784	.....	164,784	1,377,609	.....	1,377,609	1,325,820	.....	1,325,820
Administration for Children and Families:									
Temporary Assistance for Needy Families									
Temporary Assistance for Needy Families	1,367	.....	1,367	11,353	.....	11,353	12,360	.....	12,360
Contingency Fund									
Contingency Fund	74	.....	74	426	.....	426	476	.....	476
Payments to States for Child Support Enforcement and Family Support Programs									
Payments to States for Child Support Enforcement and Family Support Programs	222	.....	222	2,436	.....	2,436	2,710	.....	2,710
Low Income Home Energy Assistance									
Low Income Home Energy Assistance	314	.....	314	3,365	.....	3,365	3,051	.....	3,051
Refugee and Entrant Assistance									
Refugee and Entrant Assistance	1,096	.....	1,096	3,584	.....	3,584	1,425	.....	1,425
Child Care Entitlement to States									
Child Care Entitlement to States	251	.....	251	2,201	.....	2,201	2,293	.....	2,293
Payments to States for the Child Care and Development Block Grant									
Payments to States for the Child Care and Development Block Grant	1,244	.....	1,244	7,145	.....	7,145	4,713	.....	4,713
Social Services Block Grant									
Social Services Block Grant	111	.....	111	1,164	.....	1,164	1,286	.....	1,286
Children and Families Services Programs									
Children and Families Services Programs	1,081	.....	1,081	9,919	.....	9,919	9,282	.....	9,282
Payments to States for Foster Care and Adoption Assistance									
Payments to States for Foster Care and Adoption Assistance	1,143	.....	1,143	7,235	.....	7,235	6,503	.....	6,503
Other									
Other	86	.....	86	408	.....	408	408	.....	408
Total--Administration for Children and Families	6,990	.....	6,990	49,237	.....	49,237	44,506	.....	44,506

**Table 5. Outlays of the U.S. Government, June 2021 and Other Periods - Continued**

[\$ millions]

Classification	This Month			Current Fiscal Year to Date			Prior Fiscal Year to Date		
	Gross Outlays	Applicable Receipts	Outlays	Gross Outlays	Applicable Receipts	Outlays	Gross Outlays	Applicable Receipts	Outlays
<b>Department of Health and Human Services: - Continued</b>									
Administration for Community Living	265	.....	265	2,053	.....	2,053	1,764	.....	1,764
Departmental Management	4,111	.....	4,111	52,771	.....	52,771	82,599	.....	82,599
Other	114	.....	114	684	.....	684	765	.....	765
Proprietary Receipts from the Public	.....	20,074	-20,074	.....	124,531	-124,531	.....	104,965	-104,965
Intrabudgetary Transactions:									
Payments for Health Insurance for the Aged:									
Federal Supplementary Medical Insurance Trust Fund	-30,594	.....	-30,594	-314,232	.....	-314,232	-268,068	.....	-268,068
Payments for Tax and Other Credits:									
Federal Hospital Insurance Trust Fund	-4,718	.....	-4,718	-20,632	.....	-20,632	-9,001	.....	-9,001
Other	-3	.....	-3	-430	.....	-430	-437	.....	-437
<b>Total--Department of Health and Human Services</b>	<b>147,847</b>	<b>20,075</b>	<b>127,772</b>	<b>1,210,005</b>	<b>124,537</b>	<b>1,085,468</b>	<b>1,232,741</b>	<b>104,972</b>	<b>1,127,768</b>
<b>Department of Homeland Security:</b>									
Departmental Management and Operations	219	.....	219	1,559	.....	1,559	1,281	.....	1,281
Citizenship and Immigration Services	369	.....	369	3,163	.....	3,163	3,350	.....	3,350
United States Secret Service	237	.....	237	1,982	.....	1,982	1,908	.....	1,908
Transportation Security Administration	745	.....	745	5,731	.....	5,731	5,479	.....	5,479
Immigration and Customs Enforcement	825	.....	825	6,183	.....	6,183	6,125	.....	6,125
U.S. Customs and Border Protection	1,707	2	1,705	13,592	10	13,582	12,670	20	12,650
United States Coast Guard	946	.....	946	8,988	.....	8,988	8,609	.....	8,609
National Protection and Programs Directorate	133	.....	133	1,334	.....	1,334	1,469	.....	1,469
Federal Emergency Management Agency:									
State and Local Programs									
Firefighter Assistance Grants	2	.....	2	42	.....	42	96	.....	96
Disaster Relief	4,759	.....	4,759	34,088	.....	34,088	12,657	.....	12,657
National Flood Insurance Fund	137	261	-124	1,276	1,449	-172	1,474	1,465	9
Other	116	.....	116	1,038	.....	1,038	960	.....	960
<b>Total--Federal Emergency Management Agency</b>	<b>5,017</b>	<b>261</b>	<b>4,757</b>	<b>36,454</b>	<b>1,449</b>	<b>35,005</b>	<b>15,344</b>	<b>1,465</b>	<b>13,880</b>
Science and Technology	61	.....	61	551	.....	551	600	.....	600
Domestic Nuclear Detection Office	37	.....	37	281	.....	281	212	.....	212
Other	51	.....	51	404	.....	404	374	.....	374
Proprietary Receipts from the Public	.....	-17	17	.....	1,046	-1,046	.....	810	-810
Intrabudgetary Transactions	-84	.....	-84	26	.....	26	50	.....	50
Offsetting Governmental Receipts	.....	1,184	-1,184	.....	7,915	-7,915	.....	8,035	-8,035
<b>Total--Department of Homeland Security</b>	<b>10,263</b>	<b>1,429</b>	<b>8,834</b>	<b>80,250</b>	<b>10,420</b>	<b>69,830</b>	<b>57,472</b>	<b>10,330</b>	<b>47,142</b>
<b>Department of Housing and Urban Development:</b>									
Public and Indian Housing Programs:									
Tenant Based Rental Assistance	2,233	.....	2,233	18,808	.....	18,808	17,896	.....	17,896
Housing Certificate Fund	1	.....	1	19	.....	19	103	.....	103
Public Housing Capital Fund	211	.....	211	1,675	.....	1,675	1,726	.....	1,726
Public Housing Operating Fund	461	.....	461	3,911	.....	3,911	3,382	.....	3,382
Revitalization of Severely Distressed Public Housing (Hope VI)	(**)	.....	(**)	(**)	.....	(**)	2	.....	2
Native American Housing Block Grant	77	.....	77	617	.....	617	471	.....	471
Other	16	.....	16	111	.....	111	138	.....	138
<b>Total--Public and Indian Housing Programs</b>	<b>2,999</b>	.....	<b>2,999</b>	<b>25,141</b>	.....	<b>25,141</b>	<b>23,718</b>	.....	<b>23,718</b>
Community Planning and Development:									
Housing Opportunities for Persons with AIDS	43	.....	43	280	.....	280	243	.....	243
Community Development Fund	732	.....	732	4,822	.....	4,822	3,866	.....	3,866
Home Investment Partnership Program	97	.....	97	651	.....	651	628	.....	628
Neighborhood Stabilization Program	2	.....	2	12	.....	12	16	.....	16
Homeless Assistance Grants	372	.....	372	2,222	.....	2,222	1,649	.....	1,649
Other	32	.....	32	198	.....	198	171	.....	171
<b>Total--Community Planning and Development</b>	<b>1,278</b>	.....	<b>1,278</b>	<b>8,186</b>	.....	<b>8,186</b>	<b>6,573</b>	.....	<b>6,573</b>
Housing Programs:									
Credit Accounts:									
FHA-Mutual Mortgage Insurance Fund, Program Account	13	.....	13	91	.....	91	1,304	.....	1,304
FHA-Mutual Mortgage Insurance Capital Reserve Account	-1,593	.....	-1,593	-12,023	.....	-12,023	-17,239	.....	-17,239
FHA-Mutual Mortgage and Cooperative Housing Insurance Fund, Liquidating Account	(**)	1	-1	2	2	(**)	10	9	1
FHA-General and Special Risk Fund, Program Account	.....	.....	.....	.....	.....	.....	792	.....	792
FHA-General and Special Risk Fund, Liquidating Account	9	11	-2	95	219	-124	105	170	-65
Housing for the Elderly or Handicapped Fund, Liquidating Account	(**)	10	-9	2	105	-103	-89	47	-136

**Table 5. Outlays of the U.S. Government, June 2021 and Other Periods - Continued**

[\$ millions]

Classification	This Month			Current Fiscal Year to Date			Prior Fiscal Year to Date		
	Gross Outlays	Applicable Receipts	Outlays	Gross Outlays	Applicable Receipts	Outlays	Gross Outlays	Applicable Receipts	Outlays
<b>Department of Housing and Urban Development: - Continued</b>									
HUD Project-Based Rental Assistance	1,138	.....	1,138	10,105	.....	10,105	9,575	.....	9,575
Housing for the Elderly	60	.....	60	563	.....	563	555	.....	555
Housing for Persons with Disabilities	18	.....	18	156	.....	156	148	.....	148
Other Assisted Housing Programs	6	.....	6	50	.....	50	48	.....	48
Other	5	1	4	42	10	32	44	26	18
<b>Total--Housing Programs</b>	<b>-344</b>	<b>23</b>	<b>-367</b>	<b>-917</b>	<b>336</b>	<b>-1,253</b>	<b>-4,746</b>	<b>252</b>	<b>-4,998</b>
Government National Mortgage Association:									
Guarantees of Mortgage-Backed Securities	-4	(**)	-4	-15	(**)	-15	355	1	354
Management and Administration	198	.....	198	1,500	.....	1,500	1,374	.....	1,374
Other	8	.....	8	129	.....	129	132	.....	132
Proprietary Receipts from the Public:									
FHA-General and Special Risk Fund	.....	65	-65	.....	743	-743	.....	4,171	-4,171
Other	.....	1	-1	.....	716	-716	.....	379	-379
Intrabudgetary Transactions	(**)	.....	(**)	-2	.....	-2	-4	.....	-4
Offsetting Governmental Receipts	.....	1	-1	.....	13	-13	.....	11	-11
<b>Total--Department of Housing and Urban Development</b>	<b>4,135</b>	<b>91</b>	<b>4,044</b>	<b>34,022</b>	<b>1,807</b>	<b>32,216</b>	<b>27,401</b>	<b>4,814</b>	<b>22,588</b>
<b>Department of the Interior:</b>									
Land and Minerals Management:									
Bureau of Land Management:									
Management of Lands and Resources	125	.....	125	884	.....	884	870	.....	870
Other	37	5	33	271	50	221	298	42	256
Bureau of Ocean Energy Management	10	.....	10	104	.....	104	96	.....	96
Office of Surface Mining Reclamation and Enforcement	36	.....	36	716	.....	716	1,785	.....	1,785
<b>Total--Land and Minerals Management</b>	<b>209</b>	<b>5</b>	<b>205</b>	<b>1,974</b>	<b>50</b>	<b>1,924</b>	<b>3,049</b>	<b>42</b>	<b>3,008</b>
Water and Science:									
Bureau of Reclamation:									
Water and Related Resources	110	.....	110	730	.....	730	822	.....	822
Other	53	9	44	479	270	209	489	176	314
Central Utah Project	(**)	.....	(**)	25	.....	25	29	.....	29
United States Geological Survey	155	.....	155	949	.....	949	901	.....	901
<b>Total--Water and Science</b>	<b>318</b>	<b>9</b>	<b>309</b>	<b>2,183</b>	<b>270</b>	<b>1,913</b>	<b>2,241</b>	<b>176</b>	<b>2,066</b>
Fish and Wildlife and Parks:									
United States Fish and Wildlife Service	294	.....	294	2,214	.....	2,214	2,252	.....	2,252
National Park Service	402	(**)	402	2,608	1	2,607	2,532	.....	2,532
<b>Total--Fish and Wildlife and Parks</b>	<b>696</b>	<b>(**)</b>	<b>696</b>	<b>4,821</b>	<b>1</b>	<b>4,821</b>	<b>4,784</b>	<b>.....</b>	<b>4,784</b>
Indian Affairs:									
Bureau of Indian Affairs and Bureau of Indian Education	324	(**)	324	1,893	(**)	1,893	2,630	(**)	2,630
<b>Total--Indian Affairs</b>	<b>324</b>	<b>(**)</b>	<b>324</b>	<b>1,893</b>	<b>(**)</b>	<b>1,893</b>	<b>2,630</b>	<b>(**)</b>	<b>2,630</b>
Departmental Offices:									
Mineral Leasing and Associated Payments	161	.....	161	1,277	.....	1,277	1,197	.....	1,197
Other	38	.....	38	453	.....	453	527	.....	527
Insular Affairs	17	.....	17	244	.....	244	267	.....	267
Office of the Special Trustee for American Indians	11	.....	11	75	.....	75	80	.....	80
Department-Wide Programs	589	.....	589	1,550	.....	1,550	1,437	.....	1,437
<b>Total--Departmental Offices</b>	<b>815</b>	<b>.....</b>	<b>815</b>	<b>3,598</b>	<b>.....</b>	<b>3,598</b>	<b>3,509</b>	<b>.....</b>	<b>3,509</b>
Other	177	.....	177	1,836	.....	1,836	809	.....	809
Proprietary Receipts from the Public	.....	476	-476	.....	4,428	-4,428	.....	4,251	-4,251
Intrabudgetary Transactions	-1	.....	-1	-73	(**)	-73	-181	1	-182
<b>Total--Department of the Interior</b>	<b>2,538</b>	<b>490</b>	<b>2,048</b>	<b>16,233</b>	<b>4,749</b>	<b>11,484</b>	<b>16,841</b>	<b>4,469</b>	<b>12,372</b>
<b>Department of Justice:</b>									
General Administration	145	.....	145	1,083	.....	1,083	602	.....	602
Legal Activities and U.S. Marshals:									
General Legal Activities	281	.....	281	2,078	.....	2,078	1,701	.....	1,701
United States Attorneys	222	.....	222	1,705	.....	1,705	1,709	.....	1,709
United States Marshals Service	149	.....	149	1,100	.....	1,100	1,076	.....	1,076
Assets Forfeiture Fund	140	.....	140	1,800	.....	1,800	1,929	.....	1,929
Other	240	.....	240	1,915	.....	1,915	1,866	.....	1,866
Federal Bureau of Investigation	1,064	.....	1,064	7,594	.....	7,594	7,361	.....	7,361
Drug Enforcement Administration	272	.....	272	2,195	.....	2,195	2,124	.....	2,124
Bureau of Alcohol, Tobacco, Firearms, and Explosives	145	.....	145	1,058	.....	1,058	1,019	.....	1,019
Federal Prison System	842	41	801	6,092	293	5,799	6,085	238	5,848
Office of Justice Programs:									



**Table 5. Outlays of the U.S. Government, June 2021 and Other Periods - Continued**

[\$ millions]

Classification	This Month			Current Fiscal Year to Date			Prior Fiscal Year to Date		
	Gross Outlays	Applicable Receipts	Outlays	Gross Outlays	Applicable Receipts	Outlays	Gross Outlays	Applicable Receipts	Outlays
<b>Department of Justice: - Continued</b>									
State and Local Law Enforcement Assistance	113	.....	113	918	.....	918	1,454	.....	1,454
Community Oriented Policing Services	16	.....	16	118	.....	118	119	.....	119
Crime Victims Fund	188	.....	188	1,824	.....	1,824	1,942	.....	1,942
Other	98	.....	98	564	.....	564	602	.....	602
Other	66	.....	66	573	.....	573	602	.....	602
Proprietary Receipts from the Public	.....	132	-132	.....	516	-516	.....	476	-476
Intrabudgetary Transactions	14	.....	14	85	.....	85	-240	.....	-240
Offsetting Governmental Receipts	.....	64	-64	.....	702	-702	.....	555	-555
<b>Total--Department of Justice</b>	<b>3,996</b>	<b>236</b>	<b>3,760</b>	<b>30,704</b>	<b>1,510</b>	<b>29,194</b>	<b>29,952</b>	<b>1,269</b>	<b>28,683</b>
<b>Department of Labor:</b>									
Employment and Training Administration:									
Training and Employment Services	317	.....	317	2,471	.....	2,471	2,461	.....	2,461
Office of Job Corps	138	.....	138	1,178	.....	1,178	1,200	.....	1,200
Community Service Employment for Older Americans	38	.....	38	291	.....	291	296	.....	296
Federal Unemployment Benefits and Allowances	17	.....	17	158	.....	158	228	.....	228
Federal Additional Unemployment Compensation	Program-Recovery Act								
	20,027	.....	20,027	129,330	.....	129,330	171,499	.....	171,499
State Unemployment Insurance and Employment Service	Operations								
	405	.....	405	294	.....	294	290	.....	290
Payments to the Unemployment Trust Fund	.....	.....	.....	219,429	.....	219,429	82,583	.....	82,583
Program Administration	5	.....	5	82	.....	82	84	.....	84
Unemployment Trust Fund:									
Federal-State Unemployment Insurance:									
State Unemployment Benefits	18,684	.....	18,684	185,773	.....	185,773	102,408	.....	102,408
State Administrative Expenses	355	.....	355	5,091	.....	5,091	2,538	.....	2,538
Federal Administrative Expenses	32	.....	32	432	.....	432	413	.....	413
Other	(**)	.....	(**)	14	.....	14	2	.....	2
<b>Total--Unemployment Trust Fund</b>	<b>19,071</b>	<b>.....</b>	<b>19,071</b>	<b>191,310</b>	<b>.....</b>	<b>191,310</b>	<b>105,361</b>	<b>.....</b>	<b>105,361</b>
Other	190	.....	190	601	.....	601	-347	.....	-347
<b>Total--Employment and Training Administration</b>	<b>40,208</b>	<b>.....</b>	<b>40,208</b>	<b>545,143</b>	<b>.....</b>	<b>545,143</b>	<b>363,654</b>	<b>.....</b>	<b>363,654</b>
Pension Benefit Guaranty Corporation	597	659	-62	5,184	6,575	-1,390	4,892	9,785	-4,893
Office of Workers' Compensation Programs:									
Special Benefits	237	.....	237	-395	.....	-395	-480	.....	-480
Energy Employees Occupational Illness Compensation Fund	130	.....	130	1,236	.....	1,236	1,196	.....	1,196
Special Benefits for Disabled Coal Miners	4	.....	4	43	.....	43	48	.....	48
Black Lung Disability Trust Fund	18	.....	18	151	.....	151	158	.....	158
Other	25	.....	25	264	.....	264	267	.....	267
Wage and Hour Division	28	.....	28	217	.....	217	210	.....	210
Occupational Safety and Health Administration	52	.....	52	442	.....	442	441	.....	441
Mine Safety and Health Administration	30	.....	30	281	.....	281	279	.....	279
Bureau of Labor Statistics	58	.....	58	429	.....	429	419	.....	419
Departmental Management	119	.....	119	327	.....	327	377	.....	377
Other	28	.....	28	253	.....	253	253	.....	253
Proprietary Receipts from the Public	.....	1	-1	.....	6	-6	.....	5	-5
Intrabudgetary Transactions	77	.....	77	-217,687	.....	-217,687	-82,829	.....	-82,829
<b>Total--Department of Labor</b>	<b>41,612</b>	<b>660</b>	<b>40,953</b>	<b>335,888</b>	<b>6,580</b>	<b>329,308</b>	<b>288,886</b>	<b>9,790</b>	<b>279,095</b>
<b>Department of State:</b>									
Administration of Foreign Affairs:									
Diplomatic and Consular Programs	539	.....	539	6,812	.....	6,812	6,631	.....	6,631
Educational and Cultural Exchange Programs	44	.....	44	385	.....	385	491	.....	491
Embassy Security, Construction, and Maintenance	250	.....	250	380	.....	380	1,005	.....	1,005
Payment to Foreign Service Retirement and Disability	Fund								
	.....	.....	.....	159	.....	159	425	.....	425
Foreign Service Retirement and Disability Fund	85	.....	85	765	.....	765	752	.....	752
Other	456	.....	456	2,484	.....	2,484	2,579	.....	2,579
<b>Total--Administration of Foreign Affairs</b>	<b>1,374</b>	<b>.....</b>	<b>1,374</b>	<b>10,985</b>	<b>.....</b>	<b>10,985</b>	<b>11,883</b>	<b>.....</b>	<b>11,883</b>
International Organizations and Conferences	355	.....	355	2,180	.....	2,180	2,866	.....	2,866
Global Health and Child Survival	608	.....	608	8,433	.....	8,433	7,200	.....	7,200
Migration and Refugee Assistance	398	.....	398	2,430	.....	2,430	2,074	.....	2,074
International Narcotics Control and Law Enforcement	66	.....	66	782	.....	782	753	.....	753
Andean Counterdrug Programs	.....	.....	.....	.....	.....	.....	(**)	.....	(**)
Other	49	.....	49	450	.....	450	403	.....	403
Proprietary Receipts from the Public	.....	250	-250	.....	1,416	-1,416	.....	1,766	-1,766
Intrabudgetary Transactions	-133	.....	-133	-596	.....	-596	-444	.....	-444
<b>Total--Department of State</b>	<b>2,716</b>	<b>250</b>	<b>2,466</b>	<b>24,665</b>	<b>1,416</b>	<b>23,249</b>	<b>24,735</b>	<b>1,766</b>	<b>22,970</b>

**Table 5. Outlays of the U.S. Government, June 2021 and Other Periods - Continued**

[\$ millions]

Classification	This Month			Current Fiscal Year to Date			Prior Fiscal Year to Date		
	Gross Outlays	Applicable Receipts	Outlays	Gross Outlays	Applicable Receipts	Outlays	Gross Outlays	Applicable Receipts	Outlays
<b>Department of Transportation:</b>									
Office of the Secretary	157	.....	157	830	.....	830	667	.....	667
Federal Aviation Administration:									
Operations	196	.....	196	526	.....	526	-127	.....	-127
Airport and Airway Trust Fund:									
Grants-In-Aid for Airports	574	.....	574	4,121	.....	4,121	3,128	.....	3,128
Facilities and Equipment	287	.....	287	1,964	.....	1,964	2,079	.....	2,079
Research, Engineering, and Development	18	.....	18	115	.....	115	109	.....	109
Trust Fund Share of FAA Operations	1,000	.....	1,000	7,722	.....	7,722	8,156	.....	8,156
Total--Airport and Airway Trust Fund	1,879	.....	1,879	13,922	.....	13,922	13,473	.....	13,473
Other	35	-9	44	16,362	15	16,347	10,388	21	10,367
Total--Federal Aviation Administration	2,111	-9	2,120	30,810	15	30,795	23,734	21	23,713
Federal Highway Administration:									
Highway Trust Fund:									
Federal-Aid Highways	4,199	.....	4,199	29,765	.....	29,765	31,063	.....	31,063
Other	(**)	.....	(**)	6	.....	6	(**)	.....	(**)
Other Programs	430	.....	430	16,238	.....	16,238	1,463	.....	1,463
Total--Federal Highway Administration	4,629	.....	4,629	46,009	.....	46,009	32,526	.....	32,526
Federal Motor Carrier Safety Administration	47	.....	47	416	.....	416	458	.....	458
National Highway Traffic Safety Administration	79	.....	79	806	.....	806	742	.....	742
Federal Railroad Administration:									
Capital and Debt Service Grants to the National Railroad Passenger Corporation									
Other	.....	.....	.....	.....	.....	.....	1	.....	1
Other	39	.....	39	4,957	.....	4,957	3,257	-47	3,305
Total--Federal Railroad Administration	39	.....	39	4,957	.....	4,957	3,259	-47	3,306
Federal Transit Administration:									
Formula Grants	(**)	.....	(**)	14	.....	14	4	.....	4
Capital Investment Grants	162	.....	162	1,467	.....	1,467	1,475	.....	1,475
Transit Formula Grants	892	.....	892	5,752	.....	5,752	7,116	.....	7,116
Other	1,033	.....	1,033	9,514	.....	9,514	6,616	.....	6,616
Total--Federal Transit Administration	2,087	.....	2,087	16,747	.....	16,747	15,211	.....	15,211
Maritime Administration	181	2	180	596	3	593	392	1	391
Other	41	(**)	41	382	30	352	395	29	367
Proprietary Receipts from the Public	.....	18	-18	.....	55	-55	.....	1,087	-1,087
Intrabudgetary Transactions:									
Payment from the General Fund, Highway Trust Fund									
Other	.....	.....	.....	-13,600	.....	-13,600	.....	.....	.....
Other	-2	.....	-2	-14,004	.....	-14,004	-10,000	.....	-10,000
Offsetting Governmental Receipts	.....	2	-2	.....	144	-144	.....	142	-142
<b>Total--Department of Transportation</b>	<b>9,370</b>	<b>13</b>	<b>9,357</b>	<b>73,950</b>	<b>247</b>	<b>73,703</b>	<b>67,383</b>	<b>1,232</b>	<b>66,151</b>
<b>Department of the Treasury:</b>									
Departmental Offices:									
Exchange Stabilization Fund	11	10,049	-10,039	58	11,722	-11,664	11,554	196	11,358
Housing and Economic Recovery Programs	(**)	.....	(**)	1	.....	1	1	.....	1
Troubled Asset Relief Program	47	.....	47	356	.....	356	548	.....	548
ESF - Economic Stabilization Program	1	.....	1	233	.....	233	11,185	.....	11,185
Air Carrier Worker Support	6,950	.....	6,950	30,511	.....	30,511	22,776	.....	22,776
Coronavirus Relief Fund	65,423	.....	65,423	196,480	.....	196,480	149,466	.....	149,466
Emergency Capital Investment Program	1	.....	1	2	.....	2	.....	.....	.....
Emergency Rental Assistance	683	.....	683	32,844	.....	32,844	.....	.....	.....
Transportation Services	(**)	.....	(**)	1	.....	1	.....	.....	.....
Other	195	.....	195	1,874	.....	1,874	1,240	.....	1,240
Bureau of the Fiscal Service:									
Payment to the Resolution Funding Corporation									
Financial Agent Services	81	.....	81	694	.....	694	607	.....	607
Claims, Judgements, and Relief Acts	67	.....	67	7,415	.....	7,415	1,747	.....	1,747
Other	246	(**)	246	1,137	1	1,136	1,989	1	1,988
Total--Bureau of the Fiscal Service	395	(**)	395	10,397	1	10,396	6,135	1	6,134
Federal Financing Bank	-233	.....	-233	-1,325	.....	-1,325	-1,964	.....	-1,964
Alcohol and Tobacco Tax and Trade Bureau:									
Salaries and Expenses	13	.....	13	93	.....	93	90	.....	90
Internal Revenue Collections for Puerto Rico	52	.....	52	387	.....	387	341	.....	341
Bureau of Engraving and Printing	28	.....	28	73	.....	73	38	.....	38

**Table 5. Outlays of the U.S. Government, June 2021 and Other Periods - Continued**

[\$ millions]

Classification	This Month			Current Fiscal Year to Date			Prior Fiscal Year to Date		
	Gross Outlays	Applicable Receipts	Outlays	Gross Outlays	Applicable Receipts	Outlays	Gross Outlays	Applicable Receipts	Outlays
<b>Department of the Treasury: - Continued</b>									
United States Mint	250	373	-123	3,847	4,176	-329	2,195	2,433	-238
Internal Revenue Service:									
Taxpayer Services	422	.....	422	2,439	.....	2,439	1,963	.....	1,963
Enforcement	548	.....	548	3,768	.....	3,768	3,601	.....	3,601
Operations Support	428	.....	428	3,536	.....	3,536	3,399	.....	3,399
Build America Bond Payments, Recovery Act	112	.....	112	2,469	.....	2,469	1,762	.....	1,762
Refundable Premium Tax Credits and Cost Sharing Reductions	7,713	.....	7,713	44,568	.....	44,568	38,217	.....	38,217
Payment Where Earned Income Credit Exceeds Liability for Tax	2,498	.....	2,498	51,710	.....	51,710	53,974	.....	53,974
Payment Where Child Tax Credit Exceeds Liability for Tax	1,319	.....	1,319	28,232	.....	28,232	26,148	.....	26,148
Payment Where American Opportunity Tax Credit Exceeds Liability for Tax	136	.....	136	3,646	.....	3,646	2,520	.....	2,520
Refunding Internal Revenue Collections, Interest	234	.....	234	2,146	.....	2,146	1,646	.....	1,646
Other	5,034	(**)	5,034 <sup>2</sup>	575,559	1	575,557	279,473	(**)	279,473
Total--Internal Revenue Service	18,445	(**)	18,445	718,073	1	718,072	412,703	(**)	412,703
Comptroller of the Currency	105	5	99	812	590	222	813	551	262
Interest on the Public Debt:									
Interest on Treasury Debt Securities (Gross):									
Public Issues (Accrual Basis)	37,738	.....	37,738	277,465	.....	277,465	271,733	.....	271,733
Special Issues (Cash Basis)	61,552	.....	61,552	141,708	.....	141,708	133,690	.....	133,690
Total--Interest on Treasury Debt Securities (Gross)	99,290	.....	99,290	419,173	.....	419,173	405,423	.....	405,423
Total--Interest on the Public Debt	99,290	.....	99,290	419,173	.....	419,173	405,423	.....	405,423
Other	13	.....	13	101	.....	101	93	.....	93
Proprietary Receipts from the Public	.....	1,293	-1,293	.....	4,459	-4,459	.....	5,856	-5,856
Intrabudgetary Transactions	-241	.....	-241	-1,868	.....	-1,868	-1,800	.....	-1,800
<b>Total--Department of the Treasury</b>	<b>191,427</b>	<b>11,721</b>	<b>179,705</b>	<b>1,412,120</b>	<b>20,948</b>	<b>1,391,171</b>	<b>1,020,836</b>	<b>9,037</b>	<b>1,011,799</b>
<b>Department of Veterans Affairs:</b>									
Joint DOD-VA Medical Facility Demonstration Fund	41	.....	41	363	.....	363	348	.....	348
Veterans Health Administration:									
Veterans Choice Fund, Veterans Health Administration	1	.....	1	-77	.....	-77	143	.....	143
Medical Services	7,329	.....	7,329	62,865	.....	62,865	54,862	.....	54,862
Medical Support and Compliance	600	.....	600	5,953	.....	5,953	5,714	.....	5,714
Medical Facilities	568	.....	568	4,971	.....	4,971	4,755	.....	4,755
Other	103	42	61	990	374	616	958	320	638
Benefits Programs:									
Public Enterprise Funds:									
Housing Accounts	(**)	(**)	-1	-1	5	-5	1	7	-6
Other	20	129	-109	173	1,247	-1,074	613	1,232	-619
Compensation and Pensions	10,005	.....	10,005	85,573	.....	85,573	81,556	.....	81,556
Readjustment Benefits	743	.....	743	9,415	.....	9,415	10,089	.....	10,089
Veterans Housing Benefit Program Fund	599	.....	599	628	.....	628	91	.....	91
Insurance Funds:									
National Service Life	34	.....	34	418	.....	418	476	.....	476
Veterans Special Life	12	21	-9	156	51	105	149	60	89
Other	12	.....	12	96	.....	96	82	.....	82
Total--Benefits Programs	11,425	150	11,275	96,459	1,302	95,156	93,056	1,299	91,758
Departmental Administration:									
Construction	-15	.....	-15	747	.....	747	800	.....	800
Information Technology Systems	403	.....	403	4,012	.....	4,012	3,571	.....	3,571
General Operating Expenses	-145	(**)	-146	2,852	(**)	2,852	2,409	(**)	2,409
Other	242	.....	242	2,183	.....	2,183	1,667	.....	1,667
Proprietary Receipts from the Public:									
National Service Life	.....	2	-2	.....	19	-19	.....	20	-20
Other	.....	2,422	-2,422	.....	5,976	-5,976	.....	6,059	-6,059
Intrabudgetary Transactions	-15	.....	-15	-15	.....	-15	-4	.....	-4
<b>Total--Department of Veterans Affairs</b>	<b>20,537</b>	<b>2,617</b>	<b>17,920</b>	<b>181,303</b>	<b>7,671</b>	<b>173,632</b>	<b>168,279</b>	<b>7,697</b>	<b>160,581</b>
<b>Corps of Engineers:</b>									
Construction	383	.....	383	2,191	.....	2,191	1,990	.....	1,990
Operation and Maintenance	277	.....	277	2,057	.....	2,057	2,151	.....	2,151
Flood Control and Coastal Emergencies	53	.....	53	509	.....	509	592	.....	592
Harbor Maintenance Trust Fund	121	.....	121	946	.....	946	870	.....	870

**Table 5. Outlays of the U.S. Government, June 2021 and Other Periods - Continued**

[\$ millions]

Classification	This Month			Current Fiscal Year to Date			Prior Fiscal Year to Date		
	Gross Outlays	Applicable Receipts	Outlays	Gross Outlays	Applicable Receipts	Outlays	Gross Outlays	Applicable Receipts	Outlays
<b>Corps of Engineers: - Continued</b>									
Rivers and Harbors Contributed Funds	30	.....	30	371	.....	371	406	.....	406
Other	47	.....	47	1,047	.....	1,047	819	.....	819
Proprietary Receipts from the Public	.....	78	-78	.....	647	-647	.....	575	-575
Intrabudgetary Transactions	(**)	.....	(**)	(**)	.....	(**)	1	.....	1
<b>Total--Corps of Engineers</b>	<b>910</b>	<b>78</b>	<b>832</b>	<b>7,122</b>	<b>647</b>	<b>6,475</b>	<b>6,829</b>	<b>575</b>	<b>6,254</b>
<b>Other Defense Civil Programs:</b>									
Military Retirement:									
Payment to Military Retirement Fund	.....	.....	.....	98,106	.....	98,106	91,873	.....	91,873
Military Retirement Fund	5,323	.....	5,323	47,250	.....	47,250	46,600	.....	46,600
Retiree Health Care:									
Payment to Department of Defense Medicare-Eligible Retiree Health Care Fund	.....	.....	.....	6,983	.....	6,983	6,637	.....	6,637
Department of Defense Medicare-Eligible Retiree Health Care Fund	759	.....	759	8,462	.....	8,462	7,996	.....	7,996
Educational Benefits	9	.....	9	129	.....	129	158	.....	158
Other	23	.....	23	244	.....	244	227	.....	227
Proprietary Receipts from the Public	.....	3	-3	.....	26	-26	.....	17	-17
Intrabudgetary Transactions	-2,011	.....	-2,011	-115,110	.....	-115,110	-102,830	.....	-102,830
<b>Total--Other Defense Civil Programs</b>	<b>4,103</b>	<b>3</b>	<b>4,100</b>	<b>46,064</b>	<b>26</b>	<b>46,038</b>	<b>50,662</b>	<b>17</b>	<b>50,645</b>
<b>Environmental Protection Agency:</b>									
Science and Technology	55	.....	55	562	.....	562	553	.....	553
Environmental Programs and Management	209	.....	209	1,944	.....	1,944	1,881	.....	1,881
State and Tribal Assistance Grants	481	.....	481	2,884	.....	2,884	3,284	.....	3,284
Payment to the Hazardous Substance Superfund	.....	.....	.....	1,153	.....	1,153	1,077	.....	1,077
Hazardous Substance Superfund	101	.....	101	1,019	.....	1,019	1,134	.....	1,134
Other	38	3	35	151	51	100	202	50	152
Proprietary Receipts from the Public	.....	23	-23	.....	156	-156	.....	189	-189
Intrabudgetary Transactions	-17	.....	-17	-1,161	.....	-1,161	-1,070	.....	-1,070
Offsetting Governmental Receipts	.....	3	-3	.....	22	-22	.....	20	-20
<b>Total--Environmental Protection Agency</b>	<b>866</b>	<b>29</b>	<b>837</b>	<b>6,552</b>	<b>229</b>	<b>6,323</b>	<b>7,059</b>	<b>259</b>	<b>6,800</b>
<b>Executive Office of the President:</b>									
The White House	5	.....	5	46	.....	46	45	.....	45
Office of Management and Budget	8	.....	8	81	.....	81	80	.....	80
Unanticipated Needs	-1	.....	-1	17	.....	17	15	.....	15
Other	16	.....	16	174	.....	174	206	.....	206
Proprietary Receipts from the Public	.....	(**)	(**)	.....	(**)	(**)	.....	(**)	(**)
Intrabudgetary Transactions	(**)	.....	(**)	(**)	.....	(**)	-40	.....	-40
<b>Total--Executive Office of the President</b>	<b>29</b>	<b>(**)</b>	<b>29</b>	<b>317</b>	<b>(**)</b>	<b>317</b>	<b>305</b>	<b>(**)</b>	<b>305</b>
<b>General Services Administration:</b>									
Real Property Activities	-88	.....	-88	-648	.....	-648	22	.....	22
Supply and Technology Activities	131	.....	131	-137	.....	-137	-134	.....	-134
General Activities	3	.....	3	225	.....	225	209	.....	209
Proprietary Receipts from the Public	.....	8	-8	.....	79	-79	.....	40	-40
Intrabudgetary Transactions	2	.....	2	-7	.....	-7	-9	.....	-9
<b>Total--General Services Administration</b>	<b>48</b>	<b>8</b>	<b>39</b>	<b>-568</b>	<b>79</b>	<b>-647</b>	<b>88</b>	<b>40</b>	<b>49</b>
<b>International Assistance Programs:</b>									
Millennium Challenge Corporation	76	.....	76	524	.....	524	450	.....	450
International Security Assistance:									
Foreign Military Financing Program	121	.....	121	4,764	.....	4,764	5,778	.....	5,778
Economic Support Fund	291	.....	291	2,341	.....	2,341	3,080	.....	3,080
Other	67	(**)	67	637	1	636	973	7	965
<b>Total--International Security Assistance</b>	<b>479</b>	<b>(**)</b>	<b>479</b>	<b>7,741</b>	<b>1</b>	<b>7,740</b>	<b>9,830</b>	<b>7</b>	<b>9,822</b>
Multilateral Assistance:									
Contribution to the International Development Association	.....	.....	.....	1,001	.....	1,001	1,097	.....	1,097
Other	4	.....	4	712	.....	712	1,104	.....	1,104
<b>Total--Multilateral Assistance</b>	<b>4</b>	<b>.....</b>	<b>4</b>	<b>1,714</b>	<b>.....</b>	<b>1,714</b>	<b>2,201</b>	<b>.....</b>	<b>2,201</b>
Agency for International Development:									
Development Assistance Program	256	.....	256	1,698	.....	1,698	1,870	.....	1,870
Assistance for Europe, Eurasia and Central Asia	70	.....	70	455	.....	455	493	.....	493
International Disaster Assistance	271	.....	271	3,975	.....	3,975	3,341	.....	3,341
Operating Expenses	135	.....	135	1,065	.....	1,065	1,044	.....	1,044

**Table 5. Outlays of the U.S. Government, June 2021 and Other Periods - Continued**

[\$ millions]

Classification	This Month			Current Fiscal Year to Date			Prior Fiscal Year to Date		
	Gross Outlays	Applicable Receipts	Outlays	Gross Outlays	Applicable Receipts	Outlays	Gross Outlays	Applicable Receipts	Outlays
<b>International Assistance Programs: - Continued</b>									
Other	77	1	76	706	1	705	413	111	301
Proprietary Receipts from the Public	.....	1	-1	.....	46	-46	.....	53	-53
Intrabudgetary Transactions	1	.....	1	-2	.....	-2	(**)	.....	(**)
<b>Total--Agency for International Development</b>	<b>810</b>	<b>3</b>	<b>807</b>	<b>7,897</b>	<b>47</b>	<b>7,851</b>	<b>7,160</b>	<b>165</b>	<b>6,996</b>
Overseas Private Investment Corporation:									
Overseas Private Investment Corporation Accounts	1	.....	1	8	.....	8	39	41	-2
<b>Total--Overseas Private Investment Corporation</b>	<b>1</b>	<b>.....</b>	<b>1</b>	<b>8</b>	<b>.....</b>	<b>8</b>	<b>39</b>	<b>41</b>	<b>-2</b>
Peace Corps	20	(**)	20	262	2	260	349	1	348
Military Sales Program:									
Foreign Military Sales Trust Fund	3,278	.....	3,278	26,188	.....	26,188	27,875	.....	27,875
Other	40	1	39	-23	98	-121	58	26	32
Proprietary Receipts from the Public	.....	2,498	-2,498	.....	27,149	-27,149	.....	30,486	-30,486
Other	33	16	16	289	501	-211	154	430	-275
<b>Total--International Assistance Programs</b>	<b>4,740</b>	<b>2,518</b>	<b>2,222</b>	<b>44,601</b>	<b>27,797</b>	<b>16,804</b>	<b>48,116</b>	<b>31,155</b>	<b>16,961</b>
<b>National Aeronautics and Space Administration:</b>									
Science	569	.....	569	4,915	.....	4,915	4,962	.....	4,962
Aeronautics	60	.....	60	560	.....	560	617	.....	617
Exploration	567	.....	567	4,712	.....	4,712	3,849	.....	3,849
Cross Agency Support	216	.....	216	2,232	.....	2,232	2,058	.....	2,058
Space Operations	379	.....	379	3,117	.....	3,117	3,356	.....	3,356
Other	134	.....	134	1,185	.....	1,185	1,154	.....	1,154
Proprietary Receipts from the Public	.....	(**)	(**)	.....	1	-1	.....	20	-20
Intrabudgetary Transactions	(**)	.....	(**)	-1	.....	-1	(**)	.....	(**)
<b>Total--National Aeronautics and Space Administration</b>	<b>1,925</b>	<b>(**)</b>	<b>1,925</b>	<b>16,719</b>	<b>1</b>	<b>16,718</b>	<b>15,995</b>	<b>20</b>	<b>15,975</b>
<b>National Science Foundation:</b>									
Research and Related Activities	417	.....	417	3,929	.....	3,929	4,032	.....	4,032
Education and Human Resources	77	.....	77	634	.....	634	680	.....	680
Other	87	.....	87	450	.....	450	447	.....	447
Proprietary Receipts from the Public	.....	5	-5	.....	20	-20	.....	21	-21
<b>Total--National Science Foundation</b>	<b>581</b>	<b>5</b>	<b>575</b>	<b>5,013</b>	<b>20</b>	<b>4,992</b>	<b>5,159</b>	<b>21</b>	<b>5,138</b>
<b>Office of Personnel Management:</b>									
Government Payment for Annuity, Employees Health and Life Insurance Benefits	1,132	.....	1,132	10,143	.....	10,143	9,827	.....	9,827
Postal Service Retiree Health Benefits Fund	339	.....	339	3,022	.....	3,022	2,909	.....	2,909
Civil Service Retirement and Disability Fund	7,622	.....	7,622	69,115	.....	69,115	68,255	.....	68,255
Employees Life Insurance Fund	340	336	4	2,861	3,431	-569	2,445	2,874	-429
Employees and Retired Employees Health Benefits Fund	5,246	5,191	55	43,959	44,617	-658	41,974	43,067	-1,092
Other	107	.....	107	274	.....	274	99	.....	99
Proprietary Receipts from the Public	.....	(**)	(**)	.....	54	-54	.....	3	-3
Intrabudgetary Transactions:									
Postal Service Contributions	-481	.....	-481	-1,020	.....	-1,020	-1,149	.....	-1,149
Civil Service Retirement and Disability Fund:									
Other	-4	.....	-4	-29	.....	-29	-28	.....	-28
<b>Total--Office of Personnel Management</b>	<b>14,300</b>	<b>5,528</b>	<b>8,773</b>	<b>128,325</b>	<b>48,102</b>	<b>80,223</b>	<b>124,332</b>	<b>45,943</b>	<b>78,389</b>
<b>Small Business Administration:</b>									
Salaries and Expenses	172	.....	172	1,251	.....	1,251	173	(**)	173
Business Loans Program	17,031	(**)	17,031	288,944	1	288,943	506,500	1	506,499
Disaster Loans Program	425	(**)	425	2,265	(**)	2,265	16,225	(**)	16,225
Other	13,075	2	13,073	32,598	16	32,582	15,350	16	15,334
Proprietary Receipts from the Public	.....	-394	394	.....	198	-198	.....	1,269	-1,269
Intrabudgetary Transactions	1	.....	1	(**)	.....	(**)	(**)	.....	(**)
<b>Total--Small Business Administration</b>	<b>30,704</b>	<b>-391</b>	<b>31,095</b>	<b>325,058</b>	<b>215</b>	<b>324,843</b>	<b>538,249</b>	<b>1,286</b>	<b>536,963</b>
<b>Social Security Administration:</b>									
Payments to Social Security Trust Funds	22	.....	22	24,143	.....	24,143	29,412	.....	29,412
Supplemental Security Income Program	4,819	.....	4,819	45,199	.....	45,199	45,671	.....	45,671
Federal Old-Age and Survivors Insurance Trust Fund (Off-Budget):									
Benefit Payments	82,690	.....	82,690	733,655	.....	733,655	701,161	.....	701,161
Administrative Expenses	322	.....	322	2,925	.....	2,925	2,824	.....	2,824
Payment to Railroad Retirement Account	4,792	.....	4,792	4,792	.....	4,792	4,844	.....	4,844
<b>Total--Federal Old-Age and Survivors Insurance Trust Fund (Off-Budget)</b>	<b>87,805</b>	<b>.....</b>	<b>87,805</b>	<b>741,372</b>	<b>.....</b>	<b>741,372</b>	<b>708,829</b>	<b>.....</b>	<b>708,829</b>

**Table 5. Outlays of the U.S. Government, June 2021 and Other Periods - Continued**

[\$ millions]

Classification	This Month			Current Fiscal Year to Date			Prior Fiscal Year to Date		
	Gross Outlays	Applicable Receipts	Outlays	Gross Outlays	Applicable Receipts	Outlays	Gross Outlays	Applicable Receipts	Outlays
<b>Social Security Administration: - Continued</b>									
Federal Disability Insurance Trust Fund (Off-Budget):									
Benefit Payments	11,692	.....	11,692	105,902	.....	105,902	108,679	.....	108,679
Administrative Expenses	228	.....	228	1,995	.....	1,995	1,851	.....	1,851
Payment to Railroad Retirement Account	107	.....	107	107	.....	107	144	.....	144
Total--Federal Disability Insurance Trust Fund (Off-Budget)	12,027	.....	12,027	108,005	.....	108,005	110,674	.....	110,674
Other	16	.....	16	150	.....	150	405	.....	405
Proprietary Receipts from the Public:									
On-Budget	.....	219	-219	.....	1,766	-1,766	.....	2,159	-2,159
Off-Budget	.....	2	-2	.....	23	-23	.....	118	-118
Intrabudgetary Transactions:									
Off-Budget <sup>3</sup>	-21	.....	-21	-24,142	.....	-24,142	-29,411	.....	-29,411
<b>Total--Social Security Administration</b>	<b>104,667</b>	<b>221</b>	<b>104,446</b>	<b>894,727</b>	<b>1,789</b>	<b>892,938</b>	<b>865,580</b>	<b>2,277</b>	<b>863,303</b>
Independent Agencies									
Broadcasting Board of Governors	70	(**)	70	600	(**)	600	555	(**)	555
Bureau of Consumer Financial Protection	73	.....	73	528	(**)	528	379	(**)	379
Corporation for National and Community Service	86	(**)	86	679	(**)	678	694	(**)	694
Corporation for Public Broadcasting	.....	.....	.....	640	.....	640	540	.....	540
District of Columbia:									
Courts	28	.....	28	235	(**)	235	240	.....	240
General and Special Payments	46	(**)	46	588	66	522	546	62	484
Equal Employment Opportunity Commission	29	1	28	299	3	296	296	2	295
Export-Import Bank of the United States	-7	.....	-7	32	(**)	31	163	173	-10
Federal Communications Commission:									
Universal Service Fund	725	.....	725	6,533	.....	6,533	6,048	.....	6,048
Other	204	2	202	1,764	21	1,743	1,686	23	1,664
Federal Deposit Insurance Corporation:									
Deposit Insurance Fund	-1,810	.....	-1,810	-5,585	.....	-5,585	-3,268	.....	-3,268
FSLIC Resolution Fund	(**)	(**)	(**)	(**)	(**)	(**)	1	9	-8
Total--Federal Deposit Insurance Corporation	-1,810	(**)	-1,810	-5,585	(**)	-5,585	-3,267	9	-3,276
Federal Drug Control Programs	26	.....	26	318	.....	318	278	.....	278
Federal Housing Finance Agency	24	.....	24	234	.....	234	217	.....	217
Institute of Museum and Library Services	21	.....	21	189	(**)	189	154	2	153
Intelligence Community Management Account	30	.....	30	368	.....	368	423	.....	423
Legal Services Corporation	39	.....	39	388	.....	388	490	.....	490
National Archives and Records Administration	27	1	27	308	7	301	333	21	312
National Credit Union Administration	93	13	80	1,996	3,991	-1,995	589	2,511	-1,922
National Endowment for the Arts	20	(**)	20	135	1	135	125	1	125
National Endowment for the Humanities	16	(**)	16	138	(**)	137	118	(**)	118
National Labor Relations Board	22	(**)	22	207	(**)	207	206	(**)	206
Nuclear Regulatory Commission	67	4	63	656	527	129	676	369	306
Postal Service:									
Off-Budget:									
Public Enterprise Funds	6,323	6,335	-12	73,571	75,361	-1,790	64,791	65,721	-930
Other	.....	.....	.....	267	.....	267	267	.....	267
Other	.....	.....	.....	55	.....	55	57	.....	57
Railroad Retirement Board:									
Federal Windfall Subsidy	1	.....	1	9	.....	9	11	.....	11
Federal Payments to the Railroad Retirement Accounts	1	.....	1	627	.....	627	522	.....	522
Railroad Unemployment Insurance Trust Fund:									
Benefit Payments	9	.....	9	138	.....	138	126	.....	126
Transfer To Administrative Funds	1	.....	1	13	.....	13	13	.....	13
Other	8	.....	8	50	.....	50	74	.....	74
Rail Industry Pension Fund:									
Benefit Payments	469	.....	469	4,204	.....	4,204	4,189	.....	4,189
OASDI Certifications	(**)	.....	(**)	-1	.....	-1	-1	.....	-1
Transfer to Administrative Funds	7	.....	7	69	.....	69	69	.....	69
Other	3	.....	3	3	.....	3	32	.....	32
National Railroad Retirement Investment Trust:									
Administrative Expenses	6	.....	6	43	.....	43	47	.....	47
Transfers to the Railroad Retirement Trust Funds from the National Railroad Retirement Investment Trust	700	.....	700	2,489	.....	2,489	1,569	.....	1,569

**Table 5. Outlays of the U.S. Government, June 2021 and Other Periods - Continued**

[\$ millions]

Classification	This Month			Current Fiscal Year to Date			Prior Fiscal Year to Date		
	Gross Outlays	Applicable Receipts	Outlays	Gross Outlays	Applicable Receipts	Outlays	Gross Outlays	Applicable Receipts	Outlays
Independent Agencies - Continued	.....	.....	.....	.....	.....	.....	.....	.....	.....
Railroad Social Security Equivalent Benefit Account:									
Benefit Payments	730	.....	730	5,755	.....	5,755	5,782	.....	5,782
Transfer To Administrative Funds	2	.....	2	20	.....	20	23	.....	23
Other	10	.....	10	18	.....	18	-4	.....	-4
Proprietary Receipts from the Public	.....	632	-632	.....	5,469	-5,469	.....	-243	243
Intrabudgetary Transactions:									
Payments from Other Funds to the Railroad Retirement Trust Funds	-4,900	.....	-4,900	-4,900	.....	-4,900	-4,988	.....	-4,988
Other	-700	.....	-700	-3,109	.....	-3,109	-2,092	.....	-2,092
<b>Total--Railroad Retirement Board</b>	<b>-3,654</b>	<b>632</b>	<b>-4,286</b>	<b>5,430</b>	<b>5,469</b>	<b>-39</b>	<b>5,372</b>	<b>-243</b>	<b>5,616</b>
Securities and Exchange Commission	229	1	228	812	2	810	862	1	860
Smithsonian Institution	105	(**)	105	900	(**)	900	918	(**)	918
Tennessee Valley Authority	2,508	2,385	123	28,291	28,808	-518	42,754	43,254	-500
Other	242	25	217	2,599	468	2,131	3,615	510	3,105
<b>Total--Independent Agencies</b>	<b>5,584</b>	<b>9,399</b>	<b>-3,815</b>	<b>123,173</b>	<b>114,725</b>	<b>8,448</b>	<b>130,127</b>	<b>112,415</b>	<b>17,712</b>
<b>Undistributed Offsetting Receipts:</b>									
Other Interest	(**)	.....	(**)	(**)	(**)	(**)	(**)	(**)	-1
Employer Share, Employee Retirement:									
Department of Health and Human Services:									
Federal Hospital Insurance Trust Fund:									
Federal Employer Contributions	-362	.....	-362	-3,166	.....	-3,166	-3,000	.....	-3,000
Postal Service Employer Contributions	-48	.....	-48	-450	.....	-450	-494	.....	-494
Department of State:									
Foreign Service Retirement and Disability Fund	-32	.....	-32	-282	.....	-282	-274	.....	-274
Other Defense Civil Programs:									
Military Retirement Fund	-1,884	.....	-1,884	-28,583	.....	-28,583	-25,007	.....	-25,007
Department of Defense Medicare-Eligible Retiree Health Care Fund	.....	.....	.....	-8,622	.....	-8,622	-8,050	.....	-8,050
Office of Personnel Management:									
Civil Service Retirement and Disability Fund	-3,927	.....	-3,927	-31,716	.....	-31,716	-28,294	.....	-28,294
Social Security Administration:									
Federal Old-Age and Survivors Insurance Trust Fund:									
Federal Employer Contributions	-1,480	.....	-1,480	-12,506	.....	-12,506	-12,034	.....	-12,034
Federal Disability Insurance Trust Fund:									
Federal Employer Contributions	-252	.....	-252	-2,124	.....	-2,124	-2,043	.....	-2,043
Other	(**)	.....	(**)	-3	.....	-3	-2	.....	-2
<b>Total--Employer Share, Employee Retirement</b>	<b>-7,985</b>	<b>.....</b>	<b>-7,985</b>	<b>-87,452</b>	<b>.....</b>	<b>-87,452</b>	<b>-79,199</b>	<b>.....</b>	<b>-79,199</b>
Interest Received by Trust Funds:									
Judicial Branch:									
Judicial Survivors Annuity Fund	-1	.....	-1	-17	.....	-17	-14	.....	-14
Department of Health and Human Services:									
Federal Hospital Insurance Trust Fund	-1,188	.....	-1,188	-2,422	.....	-2,422	-5,287	.....	-5,287
Federal Supplementary Medical Insurance Trust Fund	-1,049	.....	-1,049	-2,055	.....	-2,055	-2,190	.....	-2,190
Department of Homeland Security:									
Oil Spill Liability Trust Fund	-10	.....	-10	-50	.....	-50	-61	.....	-61
Other	-4	.....	-4	-22	.....	-22	-27	.....	-27
Department of Labor:									
Unemployment Trust Fund	-564	.....	-564	-1,253	.....	-1,253	-2,036	.....	-2,036
Department of State:									
Foreign Service Retirement and Disability Fund	-240	.....	-240	-480	.....	-480	-535	.....	-535
Department of Transportation:									
Airport and Airway Trust Fund	-143	.....	-143	-253	.....	-253	-378	.....	-378
Department of Veterans Affairs:									
National Service Life Insurance Fund	-26	.....	-26	-60	.....	-60	-84	.....	-84
United States Government Life Insurance Fund	(**)	.....	(**)	(**)	.....	(**)	(**)	.....	(**)
Corps of Engineers	-4	.....	-4	-55	.....	-55	-117	.....	-117
Other Defense Civil Programs:									
Military Retirement Fund	-7,080	.....	-7,080	-22,040	.....	-22,040	-7,063	.....	-7,063
Educational Benefits Fund	-4	.....	-4	-27	.....	-27	-9	.....	-9
Armed Forces Retirement Home	(**)	.....	(**)	(**)	.....	(**)	-1	.....	-1
Environmental Protection Agency	(**)	.....	(**)	-39	.....	-39	-73	.....	-73
Office of Personnel Management:									
Civil Service Retirement and Disability Fund	-11,496	.....	-11,496	-23,186	.....	-23,186	-25,076	.....	-25,076
Social Security Administration:									
Federal Old-Age and Survivors Insurance Trust Fund	-34,715	.....	-34,715	-70,376	.....	-70,376	-75,900	.....	-75,900
Federal Disability Insurance Trust Fund	-1,338	.....	-1,338	-2,699	.....	-2,699	-2,802	.....	-2,802

**Table 5. Outlays of the U.S. Government, June 2021 and Other Periods - Continued**

[\$ millions]

Classification	This Month			Current Fiscal Year to Date			Prior Fiscal Year to Date		
	Gross Outlays	Applicable Receipts	Outlays	Gross Outlays	Applicable Receipts	Outlays	Gross Outlays	Applicable Receipts	Outlays
<b>Undistributed Offsetting Receipts: - Continued</b>									
Independent Agencies:									
Railroad Retirement Board	11	.....	11	-14	.....	-14	-80	.....	-80
Other	(**)	.....	(**)	-8	.....	-8	-28	.....	-28
Other	-6	.....	-6	-129	.....	-129	-443	.....	-443
Total--Interest Received by Trust Funds	-57,860	.....	-57,860	-125,185	.....	-125,185	-122,204	.....	-122,204
Rents and Royalties on the Outer Continental Shelf Lands	.....	607	-607	.....	2,825	-2,825	.....	2,995	-2,995
Spectrum Auction Proceeds	.....	.....	.....	-4,476	.....	-4,476	.....	.....	.....
<b>Total--Undistributed Offsetting Receipts</b>	<b>-65,846</b>	<b>607</b>	<b>-66,452</b>	<b>-217,113</b>	<b>2,825</b>	<b>-219,938</b>	<b>-201,403</b>	<b>2,995</b>	<b>-204,398</b>
<b>Total Outlays</b>	<b>681,614</b>	<b>58,255</b>	<b>623,359</b>	<b>5,688,865</b>	<b>394,838</b>	<b>5,294,027</b>	<b>5,384,991</b>	<b>380,619</b>	<b>5,004,372</b>
<b>Total On-Budget</b>	<b>613,266</b>	<b>51,918</b>	<b>561,348</b>	<b>4,877,496</b>	<b>319,454</b>	<b>4,558,042</b>	<b>4,622,621</b>	<b>314,780</b>	<b>4,307,841</b>
<b>Total Off-Budget</b>	<b>68,349</b>	<b>6,337</b>	<b>62,011</b>	<b>811,369</b>	<b>75,384</b>	<b>735,985</b>	<b>762,370</b>	<b>65,839</b>	<b>696,531</b>
<b>Total Surplus (+) or Deficit (-)</b>			<b>-174,161</b>			<b>-2,237,949</b>			<b>-2,744,303</b>
<b>Total On-Budget</b>			<b>-170,215</b>			<b>-2,214,531</b>			<b>-2,780,557</b>
<b>Total Off-Budget</b>			<b>-3,945</b>			<b>-23,418</b>			<b>+36,254</b>

**MEMORANDUM**

Receipts Offset Against Outlays (In Millions)

	Current Fiscal Year to Date	Comparable Period Prior Fiscal Year
Proprietary Receipts	190,177	183,612
Intrabudgetary Transactions	949,969	718,733
Governmental Receipts	13,826	9,139
<b>Total Receipts Offset Against Outlays</b>	<b>1,153,971</b>	<b>911,483</b>

- 1 Includes \$5 billion for Economic Impact Payments to individuals and families.
- 2 Includes \$560 billion for Economic Impact Payments to individuals and families.
- 3 Includes FICA and SECA tax credits, non-contributory military service credits, special benefits for the aged and credit for the unnegotiated OASI benefit

checks.  
 Note: Details may not add to totals due to rounding.  
 ... No Transactions  
 (\*\*) Less than absolute value of \$500,000



**Table 6. Means of Financing the Deficit or Disposition of Surplus by the U.S. Government, June 2021 and Other Periods**

[\$ millions]

Assets and Liabilities Directly Related to Budget Off-Budget Activity	Net Transactions (-) denotes net reduction of either liability or asset accounts			Account Balances Current Fiscal Year		
	This Month	Fiscal Year to Date		Beginning of		Close of This Month
		This Year	Prior Year	This Year	This Month	
<b>Liability Accounts:</b>						
Borrowing from the Public:						
Treasury Securities, Issued Under General Financing Authorities:						
Debt Held by the Public	308,884	1,310,871	3,721,186	21,018,951	22,020,938	22,329,822
Intragovernmental Holdings	21,544	273,174	36,653	5,926,439	6,178,069	6,199,613
Total Treasury Securities Outstanding	330,428	1,584,045	3,757,839	26,945,391	28,199,008	28,529,436
Plus Premium on Treasury Securities	3,190	10,527	9,137	45,620	52,957	56,147
Less Discount on Treasury Securities	-144	17,686	5,372	110,053	127,882	127,738
Total Treasury Securities Net of Premium and Discount	333,762	1,576,886	3,761,604	26,880,958	28,124,082	28,457,844
Agency Securities, Issued Under Special Financing Authorities (See Schedule B; for Other Agency Borrowing, See Schedule C)						
Total Federal Securities	333,906	1,576,562	3,761,169	26,901,109	28,143,765	28,477,671
Deduct:						
Federal Securities Held as Investments of Government Accounts (See Schedule D)						
Less Discount on Federal Securities Held as Investments of Government Accounts	-177	235	-1,892	25,727	26,139	25,962
Net Federal Securities Held as Investments of Government Accounts	22,490	267,905	37,334	5,882,037	6,127,452	6,149,943
Total Borrowing from the Public	311,416	1,308,657	3,723,835	21,019,071	22,016,313	22,327,728
Accrued Interest Payable to the Public	4,176	-456	737	70,656	66,023	70,199
Allocations of Special Drawing Rights	-645	666	438	49,709	51,020	50,375
Uninvested Balances, Deposit Funds	674	80,606	6,714	32,151	112,084	112,757
Miscellaneous Liability Accounts (Includes Checks Outstanding Etc.)	-7,317	5,794	18,297	25,940	39,051	31,734
<b>Total Liability Accounts</b>	<b>308,304</b>	<b>1,395,267</b>	<b>3,750,020</b>	<b>21,197,527</b>	<b>22,284,490</b>	<b>22,592,794</b>
<b>Asset Accounts (Deduct)</b>						
Cash and Monetary Assets:						
U.S. Treasury Operating Cash:						
Federal Reserve Account <sup>1</sup>	75,229	-929,750	1,339,549	1,781,679	776,700	851,929
Balance	75,229	-929,750	1,339,549	1,781,679	776,700	851,929
Special Drawing Rights:						
Total Holdings	-671	712	580	51,733	53,116	52,445
SDR Certificates Issued to Federal Reserve Banks	.....	.....	.....	-5,200	-5,200	-5,200
Balance	-671	712	580	46,533	47,916	47,245
Reserve Position on the U.S. Quota in the IMF:						
U.S. Subscription to International Monetary Fund:						
Direct Quota Payments	.....	.....	.....	111,629	111,629	111,629
Maintenance of Value Adjustments	-1,514	1,564	1,028	5,191	8,270	6,756
Letter of Credit Issued to IMF	449	1,351	5,419	-82,546	-81,644	-81,195
Dollar Deposits with the IMF	5	3	-18	-365	-367	-362
Receivable/Payable (-) for Interim Maintenance of Value						
Adjustments	1,095	-1,145	-783	-2,698	-4,938	-3,843
Balance	35	1,774	5,646	31,211	32,949	32,985
Loans to International Monetary Fund	-31	-666	-775	1,770	1,135	1,104
Other Cash and Monetary Assets	17	-130	-395	26,236	26,088	26,105
Total Cash and Monetary Assets	74,579	-928,061	1,344,605	1,887,429	884,789	959,368
Non-Federal Securities of the National Railroad Retirement Investment Trust						
Net Activity, Guaranteed Loan Financing (See Schedule E)	92,751	131,611	-472,360	-466,713	-427,853	-335,102
Net Activity, Direct Loan Financing (See Schedule E)	-33,068	-49,201	134,015	1,613,268	1,597,135	1,564,067
Miscellaneous Asset Accounts	-454	611	1,124	-677	387	-67
<b>Total Asset Accounts</b>	<b>133,723</b>	<b>-842,310</b>	<b>1,005,876</b>	<b>3,057,664</b>	<b>2,081,631</b>	<b>2,215,355</b>
<b>Excess of Liabilities (+) or Assets (-)</b>	<b>174,581</b>	<b>2,237,577</b>	<b>2,744,144</b>	<b>18,139,863</b>	<b>20,202,859</b>	<b>20,377,440</b>
Transactions Not Applied to Current Year's Surplus or Deficit (See Schedule A for Details)						
	-421	371	159	.....	792	371
<b>Total Budget and Off-Budget Federal Entities (Financing of Deficit (+) or Disposition of Surplus (-))</b>	<b>174,161</b>	<b>2,237,949</b>	<b>2,744,303</b>	<b>18,139,863</b>	<b>20,203,651</b>	<b>20,377,811</b>

1 Major sources of information used to determine Treasury's operating cash balance include Federal Reserve Banks, Treasury Regional Finance Centers, Internal Revenue Service Centers, various electronic systems, and information on the Public Debt. Information is presented on a modified cash basis. Deposits are

reflected as received and withdrawals are reflected as processed.

Note: Details may not add to totals due to rounding.

... No Transactions

**Table 6. Schedule A-Analysis of Change in Excess of Liabilities of the U.S. Government, June 2021 and Other Periods**

Classification	[\$ millions]		
	This Month	Fiscal Year to Date	
		This Year	Prior Year
<b>Excess of Liabilities Beginning of Period:</b>			
Based on Composition of Unified Budget in Preceding Period	20,202,859	18,139,863	14,950,418
Adjustments During Current Fiscal Year for Changes in Composition of Unified Budget:			
Revisions by Federal Agencies to the Prior Budget Results	.....	.....	58,380
Excess of Liabilities Beginning of Period (Current Basis)	20,202,859	18,139,863	15,008,798
<b>Budget Surplus (-) or Deficit:</b>			
Based on Composition of Unified Budget in Prior Fiscal Year	174,161	2,237,949	2,744,303
Total Surplus (-) or Deficit (Table 2)	174,161	2,237,949	2,744,303
Total-On-Budget (Table 2)	170,215	2,214,531	2,780,557
Total-Off-Budget (Table 2)	3,945	23,418	-36,254
<b>Transactions Not Applied to Current Year's Surplus or Deficit:</b>			
Premium/Discount on Buyback of U.S. Treasury Securities	.....	(**)	(**)
Other	421	-371	-159
Total-Transactions Not Applied to Current Year's Surplus or Deficit	421	-371	-159
<b>Excess of Liabilities Close of Period</b>	<b>20,377,440</b>	<b>20,377,440</b>	<b>17,752,942</b>

Note: Details may not add to totals due to rounding.

(\*\*) Less than absolute value of \$500,000

... No Transactions

**Table 6. Schedule B-Securities Issued by Federal Agencies Under Special Financing Authorities, June 2021 and Other Periods**

Classification	[\$ millions]			Account Balances Current Fiscal Year		
	This Month	Net Transactions (-) denotes net reduction of liability accounts		Beginning of		Close of This Month
		This Year	Prior Year	This Year	This Month	
<b>Agency Securities, Issued Under Special Financing Authorities:</b>						
<b>Obligations Guaranteed by the United States, Issued By:</b>						
Department of Housing and Urban Development:						
Federal Housing Administration	.....	.....	.....	19	19	19
<b>Obligations Not Guaranteed by the United States, Issued By:</b>						
Legislative Branch:						
Architect of the Capitol	(**)	-5	-4	58	52	52
Independent Agencies:						
Federal Communications Commission	.....	.....	.....	(**)	(**)	(**)
National Archives and Records Administration	.....	.....	.....	(**)	(**)	(**)
Tennessee Valley Authority	144	-319	-431	20,075	19,612	19,756
<b>Total Agency Securities</b>	<b>144</b>	<b>-324</b>	<b>-436</b>	<b>20,151</b>	<b>19,683</b>	<b>19,827</b>

Note: Details may not add to totals due to rounding.

(\*\*) Less than absolute value of \$500,000

... No Transactions

**Table 6. Schedule C (Memorandum)-Federal Agency Borrowing Financed Through the Issue of Treasury Securities, June 2021 and Other Periods**

Classification	[\$ millions]					
	Transactions			Account Balances Current Fiscal Year		
	This Month	Fiscal Year to Date		Beginning of		Close of This Month
This Year		Prior Year	This Year	This Month		
<b>Borrowing from the US Treasury:</b>						
Department of Agriculture:						
Farm Service Agency:						
Commodity Credit Corporation	-285	-16,887	1,822	27,609	11,007	10,722
Agricultural Credit Insurance Fund	300	861	839	14,721	15,282	15,582
Farm Storage Facility Loans	95	201	31	1,242	1,348	1,442
Apple Loans Fund	.....	.....	.....	(**)	(**)	(**)
Emergency Boll Weevil Loan Fund	.....	-3	-1	3	(**)	(**)
Rural Housing Service:						
Rural Housing Insurance	80	-1,532	-387	18,838	17,226	17,306
Rural Community Facility Loans Fund	144	418	192	11,096	11,370	11,515
Multifamily Housing Revitalization Loan Account	1	-51	29	549	497	498
Rural Business - Cooperative Service:						
Rural Business and Industry Loans	.....	-19	-59	63	44	44
Rural Development Loan Fund	1	-19	-14	300	280	281
Rural Economic Development Loan Fund	1	-6	-16	218	210	212
Renewable Energy Guaranteed Loan Account	.....	.....	-1	1	1	1
Rural Microenterprise Investment Loans	(**)	-3	(**)	44	42	42
Biorefinery Assistance Loan Account	.....	(**)	-2	5	5	5
Rural Utilities Service:						
Rural Water and Waste Disposal Fund	129	-156	222	14,002	13,717	13,846
Rural Electrification and Telecommunications Fund	11	-665	-359	6,679	6,003	6,014
Rural Telephone Bank	.....	-16	-29	89	72	72
Distance Learning and Telemedicine Program	6	-133	-187	626	488	493
Foreign Agricultural Service	.....	.....	.....	363	363	363
Department of Commerce:						
National Oceanic and Atmospheric Administration:						
Fisheries Finance	8	87	32	388	466	475
Department of Defense--Military Programs:						
Family Housing Improvement Loans	.....	24	.....	1,663	1,686	1,686
Department of Education:						
College Housing and Academic Facilities Loans	.....	(**)	(**)	14	13	13
Historically Black College and University Capital Financing Fund	.....	(**)	.....	50	50	50
Federal Direct Student Loans	-34,899	42,315	16,073	1,175,642	1,252,856	1,217,957
Teach Grant Loans	-13	14	69	711	737	724
Temporary Student Loan Purchase Authority	-28	-372	-3,567	33,252	32,908	32,880
Federal Family Education Loans	11	11	6,682	40,202	40,202	40,213
Department of Energy:						
Bonneville Power Administration Fund	134	113	590	5,649	5,628	5,762
Western Area Power Administration - Recovery Act	.....	.....	.....	76	76	76
Advanced Technology Vehicles Manufacturing Loans	107	289	71	180	362	469
Title 17 Innovative Technology Loans	19	126	26	727	833	852
Department of Health and Human Services:						
Consumer Operated and Oriented Plan	.....	.....	.....	149	149	149
Consumer Operated and Oriented Plan Program Contingency Fund	.....	.....	.....	58	58	58
Department of Homeland Security:						
National Flood Insurance Fund	.....	.....	.....	20,525	20,525	20,525
Disaster Assistance Loan Fund	1	29	5	71	99	100
Department of Housing and Urban Development:						
Public and Indian Housing Programs:						
Low-Rent Public Housing - Loans and Other Expenses	.....	.....	.....	19	19	19
Native Hawaiian Housing Loans	.....	(**)	1	1	1	1
Housing Programs:						
Federal Housing Administration	.....	.....	14,336	51,817	51,817	51,817
Home Ownership Preservation Equity Fund	.....	.....	6	6	6	6
Green Retrofit Program for Multifamily Housing-Recovery Act	.....	.....	.....	10	10	10
Department of the Interior:						
Bureau of Indian Affairs and Bureau of Indian Education	.....	.....	.....	2	2	2
Bureau of Reclamation Loan Fund	.....	.....	.....	28	28	28
Assistance to American Samoa Loan Fund	.....	(**)	(**)	8	8	8

**Table 6. Schedule C (Memorandum)-Federal Agency Borrowing Financed Through the Issue of Treasury Securities, June 2021 and Other Periods - Continued**

Classification	[\$ millions]					
	Transactions			Account Balances Current Fiscal Year		
	This Month	Fiscal Year to Date		Beginning of		Close of This Month
This Year		Prior Year	This Year	This Month		
<b>Borrowing from the US Treasury: - Continued</b>						
Department of Labor:						
Black Lung Disability Trust Fund	.....	-110	110	4,752	4,642	4,642
Department of State:						
Repatriation Loans	.....	2	3	5	7	7
Department of Transportation:						
Federal Highway Administration:						
Transportation Infrastructure Finance and Innovation Fund	199	986	2,130	15,155	15,942	16,141
Federal Railroad Administration:						
Railroad Rehabilitation and Improvement Loan Fund	.....	(**)	270	1,403	1,403	1,403
Other	.....	.....	.....	(**)	(**)	(**)
Minority Business Resource Center Fund	.....	.....	(**)	(**)	(**)	(**)
Maritime Administration:						
Maritime Guaranteed Loan (Title XI) Fund	.....	.....	.....	125	125	125
Maritime Guaranteed Loan (Title XI) FFB Financing Account	.....	.....	2	.....	.....	.....
Department of the Treasury:						
Departmental Offices:						
Community Development Financial Institutions Fund	-7	-4	7	102	105	98
Temporary Credit and Liquidity Program	.....	.....	.....	2,357	2,357	2,357
Troubled Asset Relief Program	.....	-5	-2	22	17	17
Small Business Lending Financing Fund	.....	.....	-104	47	47	47
ESF - Economic Stabilization Program	-135	-62,973	92,480	87,102	24,265	24,130
Federal Financing Bank Revolving Fund	495	-1,410	8,619	71,373	69,467	69,963
Department of Veterans Affairs:						
Veterans Housing Benefit Program Fund	.....	548	50	503	1,051	1,051
Native American Veteran Housing Fund	.....	6	6	80	87	87
Vocational Rehabilitation Loan Fund	.....	2	2	1	3	3
Corps of Engineers:						
Washington Aqueduct	.....	(**)	(**)	(**)	.....	.....
Environmental Protection Agency:						
Water Infrastructure Finance and Innovation Loan Program	79	404	208	222	547	626
International Assistance Programs:						
International Security Assistance:						
Foreign Military Loan Program	.....	.....	.....	1,756	1,756	1,756
Military Debt Reduction	.....	.....	-12	.....	.....	.....
Agency for International Development:						
Development Credit Authority Loan Fund	.....	.....	-8	.....	.....	.....
Overseas Private Investment Corporation	.....	.....	-3,829	.....	.....	.....
United States International Development Finance Corporation	33	2,461	4,968	4,678	7,106	7,139
Small Business Administration:						
Business Loan Fund	.....	26	187	2,528	2,554	2,554
Disaster Loan Fund	5,000	21,782	206,118	173,646	190,428	195,428
Independent Agencies:						
Export-Import Bank of the United States	1	3	.....	15,388	15,390	15,391
Postal Service	-9,017	.....	.....	.....	9,017	.....
Presidio Trust	.....	.....	.....	45	45	45
Railroad Retirement Board:						
Social Security Equivalent Benefit Account	-4,402	-1,010	-913	4,384	7,776	3,375
Smithsonian Institution:						
John F. Kennedy Center Parking Facilities	.....	.....	.....	20	20	20
Other:						
Borrowing from the US Treasury - Other	(**)	(**)	(**)	(**)	(**)	(**)
<b>Total Borrowing from the US Treasury</b>	<b>-41,930</b>	<b>-14,667</b>	<b>346,696</b>	<b>1,813,390</b>	<b>1,840,653</b>	<b>1,798,723</b>
<b>Borrowing from the Federal Financing Bank:</b>						
Department of Agriculture:						
Rural Utilities Service:						
Rural Electrification and Telecommunications Fund	-253	1,642	2,180	46,652	48,547	48,294
Department of Education:						
Historically Black College and University Capital Financing Fund	93	-1,351	22	1,502	58	151
Department of Energy:						
Advanced Technology Vehicles Manufacturing Loans	-148	-443	-443	1,027	732	584

**Table 6. Schedule C (Memorandum)-Federal Agency Borrowing Financed Through the Issue of Treasury Securities, June 2021 and Other Periods - Continued**

Classification	Transactions			Account Balances Current Fiscal Year		
	This Month	Fiscal Year to Date		Beginning of		Close of This Month
		This Year	Prior Year	This Year	This Month	
<b>Borrowing from the Federal Financing Bank: - Continued</b>						
Title 17 Innovative Technology Loans	601	857	1,698	14,421	14,677	15,278
Department of Health and Human Services:						
Health Maintenance Organization Loan and Loan Guarantee Fund	.....	.....	.....	(**)	(**)	(**)
Department of Housing and Urban Development:						
Housing Programs:						
Federal Housing Administration	25	210	335	2,364	2,549	2,574
Department of Transportation:						
Maritime Administration:						
Maritime Guaranteed Loan (Title XI) FFB Financing Account	.....	-11	326	326	315	315
Department of the Treasury:						
Departmental Offices:						
Community Development Financial Institutions Fund	11	50	58	1,155	1,194	1,205
Department of Veterans Affairs:						
Guaranteed Transitional Housing Loans for Homeless Veterans	.....	(**)	(**)	4	4	4
Independent Agencies:						
Postal Service	.....	-3,000	3,400	14,000	11,000	11,000
<b>Total Borrowing from the Federal Financing Bank</b>	<b>329</b>	<b>-2,046</b>	<b>7,575</b>	<b>81,451</b>	<b>79,076</b>	<b>79,405</b>

Note: Details may not add to totals due to rounding.

Note: This table includes lending by the Federal Financing Bank accomplished by the purchase of agency financial assets, by the acquisition of agency debt securities, and by direct loans on behalf of an agency. The Federal Financing Bank borrows from Treasury and issues its own securities and in turn may loan

these funds to agencies in lieu of agencies borrowing directly through Treasury or issuing their own securities.

... No Transactions

(\*\*) Less than absolute value of \$500,000

**Table 6. Schedule D-Investments of Federal Government Accounts in Federal Securities, June 2021 and Other Periods**

[\$ millions]

Classification	Net Purchases or Sales (-)			Securities Held as Investments Current Fiscal Year		
	This Month	Fiscal Year to Date		Beginning of		Close of This Month
		This Year	Prior Year	This Year	This Month	
<b>Federal Funds:</b>						
Department of Agriculture	16	16	16	238	238	254
Department of Commerce	-2	.....	.....	.....	2	.....
Department of Defense--Military Programs:						
Defense Cooperation Account	(**)	(**)	(**)	8	8	8
Department of Energy	837	588	359	56,008	55,759	56,596
Department of Health and Human Services	.....	15,979	11,006	.....	15,979	15,979
Department of Homeland Security	.....	-132	274	1,645	1,513	1,513
Department of Housing and Urban Development:						
Housing Programs:						
Federal Housing Administration Fund	1,507	11,663	3,154	67,937	78,093	79,600
Government National Mortgage Association:						
Guarantees of Mortgage-Backed Securities	(**)	2,325	-7,761	8,525	10,849	10,849
Department of the Interior	-42	2,443	263	10,350	12,835	12,793
Department of Justice	(**)	(**)	149	168	168	168
Department of Labor	-102	2,633	4,739	45,575	48,310	48,207
Department of State:						
Foreign Service Retirement and Disability Fund	1	9	7	33	41	41
Other	(**)	(**)	-3	12	12	12
Department of Transportation	518	-19	-43	2,353	1,815	2,333
Department of the Treasury	10,067	12,382	-11,427	12,472	14,787	24,854
Department of Veterans Affairs:						
Veterans Reopened Insurance Fund	(**)	-12	-13	66	54	53
Servicemen'S Group Life Insurance Fund	104	1,061	610	1,262	2,219	2,323
Other Defense Civil Programs:						
Uniformed Services Retiree Health Care Fund	1,248	16,980	13,667	268,894	284,626	285,874
International Assistance Programs	11	137	6,243	6,165	6,291	6,302
Office of Personnel Management:						
Postal Service Contributions	142	-2,002	-1,760	41,868	39,724	39,866
Independent Agencies:						
Federal Deposit Insurance Corporation:						
Deposit Insurance Fund	1,770	5,454	3,091	108,949	112,633	114,403
FSLIC Resolution Fund	(**)	(**)	9	881	882	882
Federal Housing Finance Agency	-19	92	84	98	209	190
National Credit Union Administration	-75	1,931	1,900	17,791	19,796	19,721
Postal Service	686	8,189	4,351	14,991	22,494	23,179
Tennessee Valley Authority	.....	.....	-25	.....	.....	.....
Other						
Treasury Securities	-51	-314	-541	11,325	11,061	11,011
Other	-1,302	-1,721	-4,569	3,913	3,495	2,193
Total Treasury Securities	15,312	77,681	23,779	681,526	743,895	759,207
<b>Total Federal Funds</b>	<b>15,312</b>	<b>77,681</b>	<b>23,779</b>	<b>681,526</b>	<b>743,895</b>	<b>759,207</b>
<b>Trust Funds:</b>						
Legislative Branch:						
Library of Congress	(**)	10	3	25	35	35
United States Tax Court	(**)	(**)	(**)	13	13	13
Other	(**)	4	3	31	35	35
Judicial Branch:						
Judicial Retirement Funds	-17	185	160	1,443	1,644	1,628
Department of Agriculture	.....	.....	.....	6	6	6
Department of Commerce	1	4,492	92	7,666	12,157	12,157
Department of Defense--Military Programs:						
Voluntary Separation Incentive Fund	-3	3	6	75	81	78
Other	-89	-246	-15	1,795	1,637	1,549
Department of Health and Human Services:						
Federal Supplementary Medical Insurance Trust Fund	-2,871	90,249	-13,016	87,477	180,596	177,726
Other	-3,041	-583	-68,323	137,733	140,191	137,150
Department of Homeland Security	41	443	288	9,400	9,801	9,843
Department of the Interior	-37	20	76	104	161	125
Department of Labor:						
Unemployment Trust Fund	6,548	12,062	-3,617	50,515	56,028	62,576
Other	-7	-3	-20	47	51	44
Department of State:						

**Table 6. Schedule D-Investments of Federal Government Accounts in Federal Securities, June 2021 and Other Periods - Continued**  
 [\$ millions]

Classification	Net Purchases or Sales (-)			Securities Held as Investments Current Fiscal Year		
	This Month	Fiscal Year to Date		Beginning of		Close of This Month
		This Year	Prior Year	This Year	This Month	
<b>Trust Funds - Continued</b>						
Foreign Service Retirement and Disability Fund	191	186	510	19,981	19,976	20,167
Other	-2	4	-1	46	51	50
Department of Transportation:						
Airport and Airway Trust Fund	158	9,541	-3,748	7,900	17,283	17,441
Highway Trust Fund	-962	5,479	-11,666	12,081	18,523	17,560
Department of the Treasury	-138	-27	-71	3,727	3,838	3,700
Department of Veterans Affairs:						
General Post Fund, National Homes	.....	-12	(**)	112	100	100
National Service Life Insurance	-8	-339	-370	1,946	1,615	1,607
United States Government Life Insurance Fund	(**)	(**)	(**)	2	2	2
Veterans Special Life Insurance Fund	9	-105	-87	1,222	1,108	1,117
Corps of Engineers	15	238	259	9,288	9,511	9,526
Other Defense Civil Programs:						
Military Retirement Fund	3,609	101,308	85,829	916,264	1,013,964	1,017,572
Other	1	-54	-48	1,143	1,088	1,089
Environmental Protection Agency	-78	459	172	5,828	6,365	6,287
National Aeronautics and Space Administration	(**)	(**)	-1	15	16	15
Office of Personnel Management:						
Civil Service Retirement and Disability Fund						
Treasury Securities	8,309	-9,973	-10,974	962,083	943,801	952,110
Employees Life Insurance Fund	-665	-101	400	49,129	49,692	49,028
Employees and Retired Employees Health Benefits Fund	-55	626	1,050	28,331	29,011	28,956
Social Security Administration:						
Federal Old-Age and Survivors Insurance Trust Fund	-1,991	-25,286	33,816	2,811,213	2,787,919	2,785,928
Federal Disability Insurance Trust Fund	-1,995	547	1,837	97,209	99,752	97,756
Independent Agencies:						
Harry S Truman Scholarship Foundation	.....	-9	-14	34	25	25
Japan-United States Friendship Commission	.....	1	.....	33	34	34
Railroad Retirement Board						
Treasury Securities	-91	419	-815	1,736	2,245	2,155
Agency Securities	.....	.....	1	1	1	1
Other						
Treasury Securities	169	924	-54	585	1,341	1,509
Total Treasury Securities	7,001	190,459	11,661	5,226,238	5,409,695	5,416,697
Total Agency Securities	.....	.....	1	1	1	1
<b>Total Trust Funds</b>	<b>7,001</b>	<b>190,459</b>	<b>11,662</b>	<b>5,226,239</b>	<b>5,409,696</b>	<b>5,416,698</b>
<b>Grand Total</b>	<b>22,313</b>	<b>268,140</b>	<b>35,441</b>	<b>5,907,764</b>	<b>6,153,591</b>	<b>6,175,904</b>

Note: Details may not add to totals due to rounding.

Note: Investments are in Treasury securities unless otherwise noted.

... No Transactions

(\*\*) Less than absolute value of \$500,000

**Table 6. Schedule E-Net Activity, Guaranteed and Direct Loan Financing, June 2021 and Other Periods**

[\$ millions]

Classification	Net Transactions (-) denotes net reduction of asset accounts			Account Balances Current Fiscal Year		
	This Month	Fiscal Year to Date		Beginning of		Close of This Month
		This Year	Prior Year	This Year	This Month	
<b>Guaranteed Loan Financing Activity:</b>						
Department of Agriculture:						
Farm Service Agency:						
Commodity Credit Corporation Export Fund	-15	-21	-35	161	155	140
Agricultural Credit Insurance Fund	(**)	-6	-7	-208	-214	-214
Natural Resources Conservation Service:						
Agricultural Resource Conservation Demonstration Program	.....	.....	.....	(**)	(**)	(**)
Rural Housing Service:						
Rural Community Facility Loans	-1	2	1	-31	-28	-29
Rural Housing Insurance Fund	-29	-220	-15	-135	-326	-355
Rural Business - Cooperative Service:						
Rural Business and Industry Loans	-8	-80	2	-105	-177	-185
Renewable Energy Guaranteed Loan Account	(**)	-8	-3	-35	-42	-43
Biorefinery Assistance Loan Account	.....	-37	-1	-38	-75	-75
Rural Utilities Service:						
Rural Water and Waste Disposal Fund	.....	(**)	(**)	-25	-25	-25
Department of Commerce:						
General Administration:						
Emergency Oil, Gas, and Steel Account	.....	.....	.....	5	5	5
Department of Defense--Military Programs						
Department of Education:						
Office of Student Financial Assistance:						
Federal Family Education Loans	-268	-2,537	-2,237	21,245	18,976	18,708
Department of Energy:						
Title 17 Innovative Technology Loans	.....	67	-51	-184	-117	-117
Department of Health and Human Services:						
Health Resources and Services Administration:						
Health Center Loans	.....	(**)	(**)	-1	-1	-1
Health Education Assistance Loans	.....	.....	.....	-70	-70	-70
Department of Housing and Urban Development:						
Public and Indian Housing Programs:						
Indian Housing Loans	-1	-10	23	-123	-132	-133
Native Hawaiian Housing Loans	(**)	(**)	-2	-3	-3	-3
Community Planning and Development:						
Community Development Loans	(**)	(**)	9	-5	-6	-6
Housing Programs:						
FHA-Mutual Mortgage Insurance Loans	416	5,331	11,938	32,402	37,318	37,734
FHA-General and Special Risk Fund	74	1,067	4,330	2,328	3,321	3,395
Home Ownership Preservation Entity Fund	(**)	(**)	(**)	1	(**)	(**)
Government National Mortgage Association:						
Guarantees of Mortgage-Backed Securities	-150	-1,330	-1,770	6,350	5,170	5,020
Department of the Interior:						
Bureau of Indian Affairs and Bureau of Indian Education	-2	-12	-6	-85	-95	-97
Department of Transportation:						
Office of the Secretary:						
Minority Business Resource Center Fund	.....	.....	(**)	(**)	(**)	(**)
Federal Highway Administration:						
Transportation Infrastructure Finance and Innovation Fund	.....	.....	.....	(**)	(**)	(**)
Maritime Administration:						
Maritime Guaranteed Loan (Title XI) Fund	(**)	(**)	-11	11	11	11
Department of the Treasury:						
Departmental Offices:						
Air Transportation Stabilization Fund	.....	.....	.....	(**)	(**)	(**)
Troubled Assets Insurance Financing Fund	.....	.....	.....	(**)	(**)	(**)
Troubled Asset Relief Program	.....	1	1	-1	-1	-1
Department of Veterans Affairs:						
Veterans Benefits Administration:						
Veterans Housing Benefit Program Fund	1,376	508	1,761	-8,103	-8,972	-7,595
International Assistance Programs:						
Agency for International Development:						



**Table 6. Schedule E-Net Activity, Guaranteed and Direct Loan Financing, June 2021 and Other Periods - Continued**

[\$ millions]

Classification	Net Transactions (-) denotes net reduction of asset accounts			Account Balances Current Fiscal Year		
	This Month	Fiscal Year to Date		Beginning of		Close of This Month
		This Year	Prior Year	This Year	This Month	
<b>Guaranteed Loan Financing Activity: - Continued</b>						
Ukraine Export Credit Insurance Fund	.....	.....	.....	-910	-910	-910
Loan Guarantees to Israel	.....	.....	.....	-1,083	-1,083	-1,083
Urban and Environmental Credit Guaranteed Loans	.....	.....	2	-38	-38	-38
Microenterprise and Small Enterprise Development	.....	.....	.....	(**)	(**)	(**)
Development Credit Authority Loan Fund	.....	.....	2	-99	-99	-99
Tunisia Loan Fund	.....	.....	.....	-1,175	-1,175	-1,175
Overseas Private Investment Corporation	.....	.....	23	278	278	278
United States International Development Finance Corporation	-23	70	78	-5	88	64
Microenterprise and Small Enterprise Development	.....	.....	.....	(**)	(**)	(**)
Urban and Environmental Credit	(**)	3	2	4	7	7
Small Business Administration:						
Business Loan Fund	91,257	127,874	-486,535	-516,704	-480,087	-388,830
Independent Agencies:						
Export-Import Bank of the United States	90	564	142	-277	197	287
<b>Net Activity, Guaranteed Loan Financing</b>	<b>92,716</b>	<b>131,226</b>	<b>-472,360</b>	<b>-466,713</b>	<b>-428,203</b>	<b>-335,487</b>
<b>Direct Loan Financing Activity:</b>						
Department of Agriculture:						
Farm Service Agency:						
Agricultural Credit Insurance Fund	170	531	716	13,003	13,365	13,535
Farm Storage Facility Loans	43	137	21	866	960	1,003
Apple Loans Fund	.....	.....	.....	(**)	(**)	(**)
Emergency Boll Weevil Loan Fund	.....	-2	-2	2	(**)	(**)
Rural Housing Service:						
Rural Community Facility Loans Fund	67	435	218	10,145	10,513	10,580
Rural Housing Insurance Fund	-83	-693	-399	15,588	14,978	14,895
Multifamily Housing Revitalization Loan Account	1	9	32	478	486	487
Rural Business - Cooperative Service:						
Rural Business and Industry Loan Fund	(**)	-1	(**)	(**)	-1	-1
Rural Development Loan Fund	-3	-22	-14	274	255	252
Rural Economic Development Loan Fund	-2	(**)	-10	184	186	184
Rural Microenterprise Investment Loans	(**)	-1	(**)	40	39	38
Rural Utilities Service:						
Rural Water and Waste Disposal Loans	-90	-506	-248	12,163	11,747	11,657
Rural Electrification and Telecommunications Fund	-262	1,556	2,611	49,609	51,426	51,164
Rural Telephone Bank	(**)	-12	-13	74	62	61
Distance Learning and Telemedicine Program	-4	-52	-55	459	411	407
Rural Development Insurance Fund	.....	.....	.....	1,065	1,065	1,065
Foreign Agricultural Service:						
P.L. 480 Direct Loan Fund	-5	-54	-81	335	287	282
International Debt Reduction	.....	-6	-4	-72	-78	-78
Department of Commerce:						
National Oceanic and Atmospheric Administration:						
Fisheries Finance	-3	-27	-5	387	362	360
Department of Defense--Military Programs	-7	-40	-121	1,659	1,626	1,619
Department of Education:						
Office of Postsecondary Education:						
College Housing and Academic Facilities Loans	-1	-2	(**)	3	3	1
Historically Black College and University Capital Financing Fund	93	-1,330	25	1,330	-94	(**)
Office of Student Financial Assistance:						
Federal Direct Student Loans	-35,887	4,180	-42,055	1,147,309	1,187,376	1,151,489
Teach Grant Loans	-10	-19	48	670	661	650
Temporary Student Loan Purchase Authority	-161	-1,530	-8,873	48,326	46,956	46,796
Department of Energy:						
Advanced Technology Vehicles Manufacturing Loans	-41	-134	-335	1,174	1,081	1,040
Title 17 Innovative Technology Loans	620	998	1,739	14,293	14,671	15,291
Department of Health and Human Services:						
Consumer Operated and Oriented Plan	-24	-39	-9	118	103	79
Consumer Operated and Oriented Plan Program Contingency Fund	.....	-1	(**)	56	55	55
Department of Homeland Security:						

**Table 6. Schedule E-Net Activity, Guaranteed and Direct Loan Financing, June 2021 and Other Periods - Continued**

[\$ millions]

Classification	Net Transactions (-) denotes net reduction of asset accounts			Account Balances Current Fiscal Year		
	This Month	Fiscal Year to Date		Beginning of		Close of This Month
		This Year	Prior Year	This Year	This Month	
<b>Direct Loan Financing Activity: - Continued</b>						
Disaster Assistance Loan Fund	1	22	-4	34	55	57
Department of Housing and Urban Development:						
Housing Programs:						
Emergency Homeowners' Relief Fund	(**)	-1	(**)	-1	-2	-2
FHA-Mutual Mortgage Insurance Loans	.....	.....	.....	(**)	(**)	(**)
FHA-General and Special Risk Fund	28	238	248	2,402	2,612	2,640
Green Retrofit Program for Multifamily Housing Fund	(**)	-3	-5	7	4	4
Department of the Interior:						
Bureau of Reclamation	-2	-3	-3	29	28	26
Bureau of Indian Affairs and Bureau of Indian Education	(**)	(**)	(**)	2	1	1
Assistance to American Samoa Loan Fund	.....	-1	-1	8	7	7
Department of State:						
Administration of Foreign Affairs:						
Repatriation Loans	(**)	-4	(**)	2	-2	-2
Department of Transportation:						
Federal Highway Administration:						
Transportation Infrastructure Finance and Innovation Fund	-92	-1,507	-3,311	14,984	13,570	13,477
Tiger Tifia Loan Fund	.....	-1	2	62	61	61
Federal Railroad Administration:						
Railroad Rehabilitation and Improvement Loan Fund	-2	-700	202	1,310	613	611
Maritime Administration:						
Maritime Guaranteed Loan (Title XI) FFB Financing Account	.....	-11	312	317	306	306
Department of the Treasury:						
Departmental Offices:						
Community Development Financial Institutions Fund	4	45	64	1,255	1,296	1,301
GSE Mortgage-Backed Securities Purchase Program	.....	.....	.....	4,613	4,613	4,613
Temporary Credit and Liquidity Program	-79	-1,013	-1,200	2,200	1,266	1,188
Troubled Asset Relief Program	(**)	-6	64	19	13	13
Small Business Lending Program	(**)	-9	-8	45	36	36
ESF - Economic Stabilization Program	-139	-63,139	92,480	87,102	24,102	23,963
Bureau of the Fiscal Service	.....	.....	.....	(**)	(**)	(**)
Department of Veterans Affairs:						
Veterans Benefits Administration:						
Veterans Housing Benefit Program Fund	39	-9	15	406	359	397
Native American Veteran Housing Fund	-2	-9	-2	69	62	60
Transitional Housing Loans	(**)	(**)	(**)	(**)	(**)	(**)
Vocational Rehabilitation Loan Fund	(**)	(**)	(**)	(**)	(**)	(**)
Environmental Protection Agency:						
Water Infrastructure Finance and Innovation Loan Program	79	393	207	222	535	614
International Assistance Programs:						
International Security Assistance:						
Foreign Military Loan Program	.....	-405	-405	1,724	1,319	1,319
Military Debt Reduction	.....	.....	-36	(**)	(**)	(**)
Agency for International Development:						
International Debt Reduction	.....	.....	-26	-172	-172	-172
Overseas Private Investment Corporation	.....	.....	42	2,902	2,902	2,902
International Monetary Programs	.....	.....	.....	-278	-278	-278
United States International Development Finance Corporation	-52	1,674	394	652	2,379	2,326
International Debt Reduction	.....	.....	.....	-9	-9	-9
Small Business Administration:						
Business Loan Fund	5	-12	2	202	185	190
Disaster Loan Fund	3,010	12,170	94,578	162,429	171,589	174,599
Independent Agencies:						
Export-Import Bank of the United States	-517	-1,867	-2,781	11,197	9,847	9,330
Federal Communications Commission:						
Spectrum Auction Loan Fund	(**)	(**)	.....	(**)	(**)	(**)
<b>Net Activity, Direct Loan Financing</b>	<b>-33,309</b>	<b>-50,781</b>	<b>134,015</b>	<b>1,613,268</b>	<b>1,595,796</b>	<b>1,562,487</b>

Note: Details may not add to totals due to rounding.

Note: Federal credit programs provide benefits to the public in the form of direct loans and loan guarantees. This table reflects cash transactions and balances of the nonbudgetary financing fund accounts that result from the disbursement of loans, collection of fees, repayment of principal, sale of collateral, interest, and subsidy received from the credit program accounts at

net present value in accordance with the Credit Reform Act of 1990. Unreimbursed costs such as administrative expenses and subsidy payments are reported on a cash basis and included within each program's budgetary totals in Table 5.

... No Transactions

(\*\*) Less than absolute value of \$500,000

**Table 7. Receipts and Outlays of the U.S. Government by Month, Fiscal Year 2021**

[\$ millions]

Classification	Oct.	Nov.	Dec.	Jan.	Feb.	March	April	May	June	July	Aug.	Sept.	Fiscal Year to Date	Comparable Period Prior F.Y.
<b>Receipts:</b>														
Individual Income Taxes	108,748	93,775	144,481	231,569	125,827	120,314	194,650	306,460	264,840				1,590,663	984,593
Corporation Income Taxes	9,152	-3,192	62,920	16,463	3,780	15,255	72,769	13,808	74,189				265,144	92,106
<b>Social Insurance and Retirement Receipts:</b>														
Employment and General Retirement	93,455	101,445	111,189	115,570	95,323	105,153	133,398	102,720	77,982				936,235	958,252
Unemployment Insurance	1,891	3,810	3,666	2,172	3,681	1,139	10,030	12,469	1,352				40,210	33,759
Other Retirement	522	466	477	429	434	431	546	439	507				4,251	3,929
Excise Taxes	4,747	5,602	5,333	3,479	4,904	6,434	5,889	6,897	7,100				50,385	46,707
Estate and Gift Taxes	2,149	1,839	2,212	1,680	1,152	2,448	4,576	3,036	2,385				21,477	11,168
Customs Duties	6,156	5,965	6,047	5,871	6,323	6,275	7,128	6,433	7,150				57,348	51,592
Miscellaneous Receipts	10,878	9,843	9,794	7,419	6,891	10,165	10,200	11,483	13,693				90,365	77,965
<b>Total--Receipts This Year</b>	<b>237,697</b>	<b>219,553</b>	<b>346,119</b>	<b>384,651</b>	<b>248,314</b>	<b>267,614</b>	<b>439,186</b>	<b>463,745</b>	<b>449,199</b>				<b>3,056,078</b>	.....
<b>(On-Budget)</b>	<b>168,234</b>	<b>144,274</b>	<b>264,479</b>	<b>295,313</b>	<b>173,852</b>	<b>185,367</b>	<b>336,905</b>	<b>383,955</b>	<b>391,133</b>				<b>2,343,511</b>	.....
<b>(Off-Budget)</b>	<b>69,463</b>	<b>75,279</b>	<b>81,640</b>	<b>89,338</b>	<b>74,462</b>	<b>82,248</b>	<b>102,281</b>	<b>79,790</b>	<b>58,066</b>				<b>712,567</b>	.....
<i>Total--Receipts Prior Year</i>	<i>245,521</i>	<i>225,185</i>	<i>335,805</i>	<i>372,288</i>	<i>187,951</i>	<i>236,766</i>	<i>241,863</i>	<i>173,861</i>	<i>240,829</i>				.....	2,260,069
<i>(On-Budget)</i>	<i>181,095</i>	<i>155,648</i>	<i>259,671</i>	<i>281,546</i>	<i>112,136</i>	<i>153,068</i>	<i>142,052</i>	<i>96,428</i>	<i>145,640</i>				.....	1,527,283
<i>(Off-Budget)</i>	<i>64,426</i>	<i>69,537</i>	<i>76,135</i>	<i>90,742</i>	<i>75,815</i>	<i>83,698</i>	<i>99,811</i>	<i>77,433</i>	<i>95,188</i>				.....	732,785
<b>Outlays:</b>														
Legislative Branch	505	468	416	449	391	442	394	402	533				3,998	4,042
Judicial Branch	810	684	656	639	648	703	819	591	745				6,296	6,317
<b>Department of Agriculture:</b>														
Commodity Credit Corporation	7,742	2,379	2,228	344	-301	-401	-379	-471	-275				10,864	18,195
Foreign Agricultural Service	121	349	128	25	311	168	135	266	172				1,675	1,619
Other	23,995	16,512	18,616	14,316	14,250	16,566	22,477	17,100	21,526				165,358	112,440
Department of Commerce	1,282	1,400	2,495	985	940	995	745	748	1,252				10,841	11,808
<b>Department of Defense--Military Programs:</b>														
Military Personnel	34,709	8,378	16,869	9,044	12,524	12,508	18,355	7,840	12,915				133,142	122,541
Operation and Maintenance	22,969	22,978	24,228	20,963	22,607	26,008	25,117	22,670	23,985				211,525	206,566
<b>International Reconstruction and Other Assistance</b>														
Procurement	9,329	10,322	13,028	13,229	9,534	13,174	14,563	11,151	12,478				106,809	104,612
Research, Development, Test, and Evaluation	7,952	8,251	10,443	7,559	5,964	13,654	7,867	7,945	10,851				80,485	73,609
Military Construction	1,020	753	847	560	679	826	764	713	781				6,942	6,463
Family Housing	86	96	120	99	95	142	114	110	130				991	889
Revolving and Management Funds	204	1,038	1,488	-203	-425	343	281	-583	706				2,849	3,079
Other	261	-286	-23	-387	-116	-15	118	-406	-355				-1,209	-843
<b>Total Department of Defense--Military Programs</b>	<b>76,530</b>	<b>51,529</b>	<b>67,000</b>	<b>50,864</b>	<b>50,862</b>	<b>66,640</b>	<b>67,179</b>	<b>49,439</b>	<b>61,491</b>				<b>541,534</b>	<b>516,915</b>
Department of Education	7,709	7,076	6,696	9,566	9,101	11,947	10,297	8,995	53,980				125,366	135,857
Department of Energy	3,235	2,457	3,255	2,540	2,512	3,223	3,347	2,267	2,471				25,307	23,934
<b>Department of Health and Human Services:</b>														
National Institutes of Health	3,015	3,371	3,211	3,001	3,140	3,302	3,495	3,089	3,409				29,032	27,462
<b>Centers for Medicare and Medicaid Services:</b>														
Grants to States for Medicaid	41,626	37,583	44,283	41,274	39,758	45,434	45,768	43,613	43,489				382,827	334,978
Federal Hospital Insurance Trust Fund	38,636	16,163	30,308	30,581	29,678	30,771	38,779	14,212	35,011				264,139	315,462
Federal Supplementary Medical Insurance Trust Fund	68,707	17,538	39,510	38,290	40,364	40,573	65,811	17,564	49,232				377,590	380,596
Other	42,745	31,596	38,814	31,342	55,707	36,057	37,447	42,292	37,052				353,053	294,783
Administration for Children and Families	5,045	4,708	5,474	4,246	4,690	5,899	6,437	5,746	6,990				49,237	44,506
Other	-41,865	-35,111	-38,719	-29,102	-58,017	-35,778	-40,019	-44,388	-47,411				-370,410	-270,020
Department of Homeland Security	13,079	7,684	6,879	5,945	5,830	7,050	8,246	6,284	8,834				69,830	47,142
Department of Housing and Urban Development	3,876	3,965	3,817	3,373	4,336	2,900	2,051	3,853	4,044				32,216	22,588
Department of the Interior	1,208	906	1,654	1,182	1,024	1,376	955	1,131	2,048				11,484	12,372
Department of Justice	2,597	3,290	3,152	3,660	3,061	2,636	3,561	3,477	3,760				29,194	28,683
<b>Department of Labor:</b>														
Unemployment Trust Fund	23,688	22,657	25,095	19,202	22,077	24,333	18,116	17,073	19,071				191,310	105,015
Other	-836	4,172	4,856	17,112	22,914	27,595	20,940	19,361	21,882				137,997	174,081
Department of State	3,493	2,422	2,727	2,082	1,326	4,019	2,444	2,270	2,466				23,249	22,970
<b>Department of Transportation:</b>														
Highway Trust Fund	4,135	3,597	3,734	2,345	2,964	2,951	2,742	3,104	4,199				29,771	31,064
Other	3,809	4,177	6,162	3,695	6,015	3,991	6,690	4,236	5,157				43,932	35,088
<b>Department of the Treasury:</b>														
Interest on Treasury Debt Securities (Gross)	20,076	32,744	79,625	27,266	32,282	36,639	45,537	45,714	99,290				419,173	405,423

**Table 7. Receipts and Outlays of the U.S. Government by Month, Fiscal Year 2021 - Continued**

[\$ millions]

Classification	Oct.	Nov.	Dec.	Jan.	Feb.	March	April	May	June	July	Aug.	Sept.	Fiscal Year to Date	Comparable Period Prior F.Y.
<b>Outlays: - Continued</b>														
Other	16,213	10,663	8,220	175,802	47,650	372,930	90,121	169,984	80,416				971,998	606,377
<b>Department of Veterans Affairs:</b>														
Compensation and Pensions	17,831	622	17,968	1,087	9,393	9,594	18,495	579	10,005				85,573	81,556
National Service Life	42	36	48	52	48	57	47	38	32				399	456
Other	12,051	8,190	10,033	8,318	9,254	10,442	12,713	8,776	7,883				87,660	78,569
Corps of Engineers	847	617	1,089	589	610	605	632	654	832				6,475	6,254
Other Defense Civil Programs	11,663	487	10,623	1,577	4,688	5,186	8,244	-530	4,100				46,038	50,645
Environmental Protection Agency	813	687	686	596	601	632	803	669	837				6,323	6,800
Executive Office of the President	44	33	33	33	35	30	45	33	29				317	305
General Services Administration	56	-234	334	-411	-286	84	-62	-167	39				-647	49
<b>International Assistance Programs:</b>														
International Security Assistance	312	1,484	515	328	3,241	471	367	543	479				7,740	9,822
Multilateral Assistance	25	8	310	2	223	1,130	4	8	4				1,714	2,201
Agency for International Development	471	1,236	756	487	1,455	949	635	1,054	807				7,851	6,996
Other	227	97	-368	-1,930	999	-57	321	-722	933				-501	-2,058
National Aeronautics and Space Administration	1,993	1,818	2,403	1,355	1,606	2,178	1,818	1,622	1,925				16,718	15,975
National Science Foundation	600	565	517	497	559	571	564	543	575				4,992	5,138
Office of Personnel Management	8,888	8,743	8,868	9,271	8,119	9,362	9,074	9,126	8,773				80,223	78,389
Small Business Administration	2,476	670	595	2,426	90,968	86,532	56,920	53,161	31,095				324,843	536,963
<b>Social Security Administration:</b>														
Federal Old-Age and Survivors Insurance Trust Fund (Off-Budget)	80,821	80,563	99,288	63,344	82,093	82,361	82,525	82,573	87,805				741,372	708,829
Federal Disability Insurance Trust Fund (Off-Budget)	12,131	11,815	17,993	5,964	11,958	11,973	12,138	12,006	12,027				108,005	110,674
Other	9,403	341	9,393	262	4,891	4,787	9,409	462	4,614				43,561	43,801
Deposit Insurance Fund	629	-565	-1,543	69	-590	-1,605	175	-343	-1,810				-5,585	-3,268
FSLIC Resolution Fund	(**)	(**)	(**)	(**)	(**)	(**)	(**)	(**)	(**)				(**)	-8
<b>Postal Service:</b>														
<b>Off-Budget:</b>														
Public Enterprise Funds	1,162	-458	-1,805	-449	176	-964	756	-196	-12				-1,790	-930
Other	7	46	5	209	.....	.....	.....	.....	.....				267	267
Other	.....	.....	.....	55	.....	.....	.....	.....	.....				55	57
Tennessee Valley Authority	-57	115	-3	-227	-228	-74	-95	-72	123				-518	-500
Other	3,092	3,733	1,117	1,763	3,330	1,492	1,603	2,005	-2,116				16,018	22,094
<b>Undistributed Offsetting Receipts:</b>														
Employer Share, Employee Retirement	-26,054	-7,683	-7,677	-7,379	-7,455	-7,329	-8,275	-7,614	-7,985				-87,452	-79,199
Interest Received by Trust Funds	11,168	-2,848	-51,432	-1,300	-5,196	-3,513	-7,816	-6,387	-57,860				-125,185	-122,204
<b>Rents and Royalties on the Outer Continental Shelf Lands</b>														
Other	-47	-278	-353	-129	-292	-639	-406	-74	-607				-2,825	-2,995
Other	.....	(**)	(**)	(**)	-4,476	(**)	(**)	(**)	(**)				-4,476	-1
<b>Totals This Year:</b>														
<b>Total Outlays</b>	<b>521,768</b>	<b>364,819</b>	<b>489,682</b>	<b>547,483</b>	<b>559,236</b>	<b>927,217</b>	<b>664,766</b>	<b>595,698</b>	<b>623,359</b>				<b>5,294,027</b>	<b>.....</b>
<b>(On-Budget)</b>	<b>439,355</b>	<b>274,627</b>	<b>412,233</b>	<b>487,184</b>	<b>466,710</b>	<b>835,564</b>	<b>577,910</b>	<b>503,113</b>	<b>561,348</b>				<b>4,558,042</b>	<b>.....</b>
<b>(Off-Budget)</b>	<b>82,413</b>	<b>90,192</b>	<b>77,449</b>	<b>60,299</b>	<b>92,526</b>	<b>91,653</b>	<b>86,856</b>	<b>92,586</b>	<b>62,011</b>				<b>735,985</b>	<b>.....</b>
<b>Total-Surplus (+) or Deficit (-)</b>	<b>-284,071</b>	<b>-145,266</b>	<b>-143,562</b>	<b>-162,832</b>	<b>-310,922</b>	<b>-659,603</b>	<b>-225,579</b>	<b>-131,953</b>	<b>-174,161</b>				<b>-2,237,949</b>	<b>.....</b>
<b>(On-Budget)</b>	<b>-271,120</b>	<b>-130,354</b>	<b>-147,753</b>	<b>-191,871</b>	<b>-292,858</b>	<b>-650,197</b>	<b>-241,004</b>	<b>-119,158</b>	<b>-170,215</b>				<b>-2,214,531</b>	<b>.....</b>
<b>(Off-Budget)</b>	<b>-12,950</b>	<b>-14,913</b>	<b>4,191</b>	<b>29,039</b>	<b>-18,064</b>	<b>-9,405</b>	<b>15,425</b>	<b>-12,796</b>	<b>-3,945</b>				<b>-23,418</b>	<b>.....</b>
<b>Total Borrowing from the Public</b>	<b>78,616</b>	<b>251,250</b>	<b>284,064</b>	<b>11,544</b>	<b>110,206</b>	<b>226,219</b>	<b>65,521</b>	<b>-30,179</b>	<b>311,416</b>				<b>1,308,657</b>	<b>3,723,835</b>
<i>Total-Outlays Prior Year</i>	<i>379,988</i>	<i>434,024</i>	<i>349,091</i>	<i>404,883</i>	<i>423,229</i>	<i>355,754</i>	<i>979,885</i>	<i>572,614</i>	<i>1,104,903</i>				<i>.....</i>	<i>5,004,372</i>
<i>(On-Budget)</i>	<i>300,962</i>	<i>345,901</i>	<i>302,065</i>	<i>326,440</i>	<i>334,290</i>	<i>266,410</i>	<i>900,847</i>	<i>481,642</i>	<i>1,049,284</i>				<i>.....</i>	<i>4,307,841</i>
<i>(Off-Budget)</i>	<i>79,026</i>	<i>88,122</i>	<i>47,026</i>	<i>78,443</i>	<i>88,939</i>	<i>89,344</i>	<i>79,038</i>	<i>90,972</i>	<i>55,619</i>				<i>.....</i>	<i>696,531</i>
<i>Total-Surplus (+) or Deficit (-) Prior Year</i>	<i>-134,467</i>	<i>-208,838</i>	<i>-13,286</i>	<i>-32,595</i>	<i>-235,278</i>	<i>-118,988</i>	<i>-738,022</i>	<i>-398,754</i>	<i>-864,074</i>				<i>.....</i>	<i>-2,744,303</i>
<i>(On-Budget)</i>	<i>-119,867</i>	<i>-190,253</i>	<i>-42,394</i>	<i>-44,894</i>	<i>-222,155</i>	<i>-113,342</i>	<i>-758,795</i>	<i>-385,215</i>	<i>-903,644</i>				<i>.....</i>	<i>-2,780,557</i>
<i>(Off-Budget)</i>	<i>-14,600</i>	<i>-18,585</i>	<i>29,108</i>	<i>12,299</i>	<i>-13,124</i>	<i>-5,646</i>	<i>20,773</i>	<i>-13,539</i>	<i>39,569</i>				<i>.....</i>	<i>36,254</i>

Note: Details may not add to totals due to rounding.

(\*\*) Less than absolute value of \$500,000

... No Transactions

**Table 8. Trust Fund Impact on Budget Results and Investment Holdings as of June 30, 2021**

[\$ millions]

Classification	This Month			Fiscal Year to Date			Securities Held as Investments Current Fiscal Year		
	Receipts	Outlays	Excess	Receipts	Outlays	Excess	Beginning of		Close of
							This Year	This Month	
<b>Trust Receipts, Outlays, and Investments Held:</b>									
Airport and Airway	1,695	1,898	-203	24,031	16,424	7,607	7,900	17,283	17,441
Black Lung Disability	33	18	15	185	151	34	.....	.....	.....
Federal Disability Insurance	10,024	12,027	-2,003	108,431	108,005	426	97,209	99,752	97,756
Federal Employees Life and Health	.....	58	-58	.....	-1,227	1,227	77,459	78,703	77,984
Federal Employees Retirement	16,212	7,722	8,490	60,402	70,006	-9,604	983,520	965,434	973,918
Federal Hospital Insurance	31,904	35,167	-3,262	264,977	265,687	-710	.....	.....	.....
Federal Old-Age and Survivors Insurance	85,851	87,805	-1,954	716,005	741,372	-25,367	2,811,213	2,787,919	2,785,928
Federal Supplementary Medical Insurance	46,226	49,232	-3,006	422,643	377,590	45,053	87,477	180,596	177,726
Hazardous Substance Superfund	20	101	-81	1,344	1,019	325	4,933	5,373	5,286
Highways	3,592	5,195	-1,604	38,932	36,562	2,371	12,081	18,523	17,560
Military Advances	2,498	3,278	-780	27,149	26,188	961	.....	.....	.....
Military Retirement	8,964	5,323	3,641	148,729	47,250	101,479	916,264	1,013,964	1,017,572
Railroad Retirement	6,115	1,921	4,195	16,851	12,576	4,276	1,737	2,246	2,156
Unemployment	1,838	19,081	-17,243	259,149	191,462	67,687	50,515	56,028	62,576
Veterans Life Insurance	28	25	3	79	523	-444	3,170	2,725	2,726
All Other Trust	441	635	-194	10,970	4,690	6,280	172,760	181,150	178,069
<b>Total Trust Fund Receipts and Outlays and Investments Held from Table 6-D</b>	<b>215,442</b>	<b>229,487</b>	<b>-14,045</b>	<b>2,099,877</b>	<b>1,898,278</b>	<b>201,599</b>	<b>5,226,239</b>	<b>5,409,696</b>	<b>5,416,698</b>
Less: Interfund Transactions	130,115	130,115	.....	1,082,850	1,082,850	.....	.....	.....	.....
Trust Fund Receipts and Outlays on the Basis of Tables 4 & 5	85,327	99,371	-14,045	1,017,027	815,427	201,599			
<b>Total Federal Fund Receipts and Outlays</b>	<b>364,055</b>	<b>524,171</b>	<b>-160,116</b>	<b>2,039,744</b>	<b>4,479,293</b>	<b>-2,439,549</b>			
Less: Interfund Transactions	183	183	.....	693	693	.....			
Federal Fund Receipts and Outlays on the Basis of Table 4 & 5	363,872	523,988	-160,116	2,039,051	4,478,600	-2,439,549			
<b>Net Budget Receipts &amp; Outlays</b>	<b>449,199</b>	<b>623,359</b>	<b>-174,161</b>	<b>3,056,078</b>	<b>5,294,027</b>	<b>-2,237,949</b>			

Note: Details may not add to totals due to rounding.

Note: Interfund receipts and outlays are transactions between Federal funds and trust funds such as Federal payments and contributions, and interest and profits on investments in Federal securities. They have no net effect on overall budget

receipts and outlays since the receipt side of such transactions is offset against budget outlays. In this table, Interfund receipts are shown as an adjustment to arrive at total receipts and outlays of trust funds respectively. ... No Transactions

**Table 9. Summary of Receipts by Source, and Outlays by Function of the U.S. Government, June 2021 and Other Periods**

[\$ millions]

Classification	This Month	Fiscal Year to Date	Comparable Period Prior Fiscal Year
<b>Receipts</b>			
Individual Income Taxes	264,840	1,590,663	984,593
Corporation Income Taxes	74,189	265,144	92,106
Social Insurance and Retirement Receipts:			
Employment and General Retirement	77,982	936,235	958,252
Unemployment Insurance	1,352	40,210	33,759
Other Retirement	507	4,251	3,929
Excise Taxes	7,100	50,385	46,707
Estate and Gift Taxes	2,385	21,477	11,168
Customs Duties	7,150	57,348	51,592
Miscellaneous Receipts	13,693	90,365	77,965
<b>Total</b>	<b>449,199</b>	<b>3,056,078</b>	<b>2,260,069</b>
<b>Net Outlays</b>			
National Defense	64,686	569,140	543,478
International Affairs	-5,114	30,210	52,536
General Science, Space, and Technology	3,047	26,117	25,064
Energy	461	4,225	5,227
Natural Resources and Environment	4,214	31,131	30,869
Agriculture	1,633	46,230	37,874
Commerce and Housing Credit	27,988	322,950	527,975
Transportation	17,669	117,928	101,915
Community and Regional Development	6,721	46,626	38,402
Education, Training, Employment, and Social Services	57,200	153,545	160,708
Health	66,407	583,136	550,071
Medicare	64,239	519,113	593,060
Income Security	91,600	1,364,613	941,172
Social Security	99,834	849,385	819,670
Veterans Benefits and Services	17,974	173,933	160,798
Administration of Justice	6,862	54,542	53,798
General Government	68,225	217,394	164,179
Net Interest	38,307	278,562	279,768
Undistributed Offsetting Receipts	-8,592	-94,752	-82,193
<b>Total</b>	<b>623,359</b>	<b>5,294,027</b>	<b>5,004,372</b>

Note: Details may not add to totals due to rounding.

# Explanatory Notes

## 1. Flow of Data into Monthly Treasury Statement

The *Monthly Treasury Statement (MTS)* is assembled from data in the central accounting system. The major sources of data include monthly accounting reports by Federal entities and disbursing officers, and daily reports from the Federal Reserve banks. These reports detail accounting transactions affecting receipts and outlays of the Federal Government and off-budget Federal entities, and their related effect on the assets and liabilities of the U.S. Government. Information is presented in the *MTS* on a modified cash basis.

## 2. Notes on Receipts

Receipts included in the report are classified into the following major categories: (1) budget receipts and (2) offsetting collections (also called applicable receipts). Budget receipts are collections from the public that result from the exercise of the Government's sovereign or governmental powers, excluding receipts offset against outlays. These collections, also called governmental receipts, consist mainly of tax receipts (including social insurance taxes), receipts from court fines, certain licenses, and deposits of earnings by the Federal Reserve System. Refunds of receipts are treated as deductions from gross receipts.

Offsetting collections are from other Government accounts or the public that are of a business-type or market-oriented nature. They are classified into two major categories: (1) offsetting collections credited to appropriations or fund accounts, and (2) offsetting receipts (i.e., amounts deposited in receipt accounts). Collections credited to appropriation or fund accounts normally can be used without appropriation action by Congress. These occur in two instances: (1) when authorized by law, amounts collected for materials or services are treated as reimbursements to appropriations and (2) in the three types of revolving funds (public enterprise, intra governmental, and trust); collections are netted against spending, and outlays are reported as the net amount.

Offsetting receipts in receipt accounts cannot be used without being appropriated. They are subdivided into two categories: (1) proprietary receipts - these collections are from the public and they are offset against outlays by agency and by function, and (2) intra governmental funds - these are payments into receipt accounts from Governmental appropriation or fund accounts. The transactions may be intrabudgetary when the payment and receipt both occur within the budget or from receipts from off-budget Federal entities in those cases where payment is made by a Federal entity whose budget authority and outlays are excluded from the budget totals.

Intrabudgetary transactions are subdivided into three categories: (1) interfund transactions, where the payments are from one fund group (either Federal funds or trust funds) to a receipt account in the other fund group; (2) Federal intrafund transactions, where the payments and receipts both occur within the Federal fund group; and (3) trust intrafund transactions, where the payments and receipts both occur within the trust fund group.

Offsetting receipts are generally deducted from budget authority and outlays by function, by subfunction, or by agency. There are four types of receipts, however, that are deducted from budget totals as undistributed offsetting receipts. They are: (1) agencies' payments (including payments by off-budget Federal entities) as employers into employees retirement funds, (2) interest received by trust funds, (3) rents and royalties on the Outer Continental Shelf lands, and (4) other interest (i.e., interest collected on Outer Continental Shelf money in deposit funds when such money is transferred into the budget).

## 3. Notes on Outlays

Outlays are generally accounted for on the basis of checks issued, electronic funds transferred, or cash payments made. Certain outlays do not require issuance of cash or checks. An example is charges made against appropriations for that part of employees' salaries withheld for taxes or savings bond allotments - these are counted as payments to the employee and credits for whatever purpose the money was withheld. Outlays are stated net of offsetting collections (including receipts of revolving and management funds) and of refunds. Interest on the public debt (public issues) is recognized on the accrual basis. Federal credit programs subject to the Federal Credit Reform Act of 1990 use the cash

basis of accounting and are divided into two components. The portion of the credit activities that involve a cost to the Government (mainly subsidies) is included within the budget program accounts. The remaining portion of the credit activities are in non-budget financing accounts. Outlays of off-budget Federal entities are excluded by law from budget totals. However, they are shown separately and combined with the on-budget outlays to display total Federal outlays.

## 4. Processing

The data on payments and collections are reported by account symbol into the central accounting system. In turn, the data are extracted from this system for use in the preparation of the *MTS*.

There are two major checks which are conducted to assure consistency of the data reported:

1. Verification of payment data. The monthly payment activity reported by Federal entities on the Statements of Transactions is compared to the payment activity of Federal entities as reported by disbursing officers.
2. Verification of collection data. Reported collections appearing on Statements of Transactions are compared to deposits as reported by Federal Reserve Banks.

## 5. Other Sources of Information About Federal Government Financial Activities

- *A Glossary of Terms Used in the Federal Budget Process, 2005* (Available from the U.S. Government Accountability Office, at calling 202-512-6000. This glossary provides a basic reference document of standardized definitions of terms used by the Federal Government in the budget making process).
- *Daily Treasury Statement* (Available on the internet at <http://www.fms.treas.gov/dts/>). The *Daily Treasury Statement* is published each working day of the Federal Government and provides data on the cash and debt operations of the Treasury.
- *Monthly Statement of the Public Debt of the United States* (Available on the internet at <http://www.treasurydirect.gov/govt/reports/pd/mspd/mspd.htm>). This publication provides detailed information concerning the public debt.
- *Treasury Bulletin* (Available from GPO, Washington, D.C. 20401 on a subscription or single copy and on the internet at <https://fiscal.treasury.gov/reports-statements/treasury-bulletin/>). Quarterly, contains a mix of narrative, tables, and charts on Treasury issues, Federal financial operations, international statistics, and special reports.
- *Budget of the United States Government, Fiscal Year 20\_\_* (Available from GPO, Washington, D.C. 20401 on a subscription basis only and on the internet at <http://www.access.gpo.gov/usbudget>). This publication is a single volume which provides budget information and contains:
  - *Appendix, The Budget of the United States Government, FY 20\_\_*
  - *The United States Budget in Brief, FY 20\_\_*
  - *Analytical Perspectives*
  - *Historical Tables*
- *Combined Statement of Receipts, Outlays, and Balances of the United States Government* (Available from Bureau of the Fiscal Service, U.S. Department of Treasury, Washington, D.C. 20227 and on the internet at [http://www.fiscal.treasury.gov/fsreports/rpt/combStmt/combStmt\\_home.htm](http://www.fiscal.treasury.gov/fsreports/rpt/combStmt/combStmt_home.htm)). This report includes budgetary results at the summary level and presents individual receipt and appropriation accounts at the detail level.

**Scheduled Release**

**The release date for the July 2021 Statement  
will be 2:00 p.m. EST August 11, 2021.**

Internet service subscribers can access the current issue of the Monthly Treasury Statement through the  
Bureau of the Fiscal Service's website:

[http://www.fiscal.treasury.gov/fsreports/rpt/mthTreasStmnt/mthTreasStmnt\\_home.htm](http://www.fiscal.treasury.gov/fsreports/rpt/mthTreasStmnt/mthTreasStmnt_home.htm)