



# Monthly Treasury Statement

of Receipts and Outlays  
of the United States Government

For Fiscal Year 2013 Through **June 30, 2013**, and Other Periods

## Highlight

This issue includes the semi-annual interest payment to trust funds investing in government securities.

Since June 1, 2013, the normal date for these expenditures, fell on a non-business day, outlays for military active duty and retirement, Veterans' benefits, Supplemental Security Income and Medicare payments to Health Maintenance Organizations moved to May 31, 2013.

### Receipts, Outlays, and Surplus/Deficit for June 2013

[ \$billions ]



### Receipts, Outlays, and Surplus/Deficit through Fiscal Year 2013

[ \$billions ]



Compiled and Published by

Department of the Treasury  
**Financial Management Service**



Contents			
Summary	page 2	Receipts/outlays by month	page 32
Receipts	page 6	Federal trust funds/securities	page 34
Outlays	page 7	Receipts by source/outlays by function	page 34
Means of financing	page 20	Explanatory notes	page 35

## Introduction

The *Monthly Treasury Statement of Receipts and Outlays of the United States Government (MTS)* is prepared by the Financial Management Service, Department of the Treasury, and after approval by the Fiscal Assistant Secretary of the Treasury; is normally released on the 8th workday of the month following the reporting month. The publication is based on data provided by Federal entities, disbursing officers, and Federal Reserve banks.

### AUDIENCE

The *MTS* is published to meet the needs of those responsible for or interested in the cash position of the Treasury, those who are responsible or interested in the Government's budget results; and individuals and businesses whose operations depend upon or are related to the Government's financial operations.

### DISCLOSURE STATEMENT

This statement summarizes the financial activities of the Federal Government and off-budget Federal entities conducted in accordance with the Budget of the U.S. Government, i.e., receipts and outlays of funds, the surplus or deficit, and the means of financing the deficit or disposing of the surplus. Information is presented on a modified cash basis; receipts are accounted for on the basis of collections; refunds of receipts are treated as deductions from gross receipts; revolving and

management fund receipts, reimbursements and refunds of monies previously expended are treated as deductions from gross outlays; and interest on the public debt (public issues) is recognized on the accrual basis. Major information sources include accounting data reported by Federal entities, disbursing officers, and Federal Reserve banks.

### TRIAD OF PUBLICATIONS

The *MTS* is part of a triad of Treasury financial reports. The *Daily Treasury Statement* is published each working day of the Federal Government. It provides data on the cash and debt operations of the Treasury based upon reporting of the Treasury account balances by Federal Reserve banks. The *MTS* is a report of Government receipts and outlays, based on agency reporting. The *Combined Statement of Receipts, Outlays, and Balances of the United States Government* is the official publication of the detailed receipts and outlays of the Government. It is published annually in accordance with legislative mandates given to the Secretary of the Treasury.

### DATA SOURCES AND INFORMATION

The Explanatory Notes section of this publication provides information concerning the flow of data into the *MTS* and sources of information relevant to the *MTS*.

**Table 1. Summary of Receipts, Outlays, and the Deficit/Surplus of the U.S. Government, Fiscal Years 2012 and 2013, by Month**

Period	[\$ millions]		
	Receipts	Outlays	Deficit/Surplus (-)
<b>FY 2012</b>			
October.....	163,072	261,539	98,466
November.....	152,402	289,704	137,302
December.....	239,963	325,930	85,967
January.....	234,319	261,726	27,407
February.....	103,413	335,090	231,677
March.....	171,215	369,372	198,157
April.....	318,807	259,690	-59,117
May.....	180,713	305,348	124,636
June.....	260,177	319,919	59,741
July.....	184,585	254,190	69,604
August.....	178,860	369,393	190,533
September.....	261,566	186,386	-75,180
Year-to-Date.....	<b>2,449,093</b>	<b>3,538,286</b>	<b>1,089,193</b>
<b>FY 2013</b>			
October.....	184,316	304,311	119,995
November.....	161,730	333,841	172,112
December.....	269,508	270,699	1,191
January.....	272,225	269,342	-2,883
February.....	122,815	326,354	203,539
March.....	186,018	292,548	106,530
April.....	406,723	293,834	-112,889
May.....	197,182	335,914	138,732
June.....	286,627	170,126	-116,501
Year-to-Date.....	<b>2,087,143</b>	<b>2,596,968</b>	<b>509,825</b>

<sup>1</sup>The receipt, outlay and deficit figures differ from the *FY 2014 Budget*, released by the Office of Management and Budget on April 10, 2013. The deficit figure differs by -\$2,230 million, due mainly to revisions in the data following the release of the Final Monthly Treasury Statement.

Note: Details may not add to totals due to rounding.

**Table 2. Summary of Budget and Off-Budget Results and Financing of the U.S. Government, June 2013 and Other Periods**

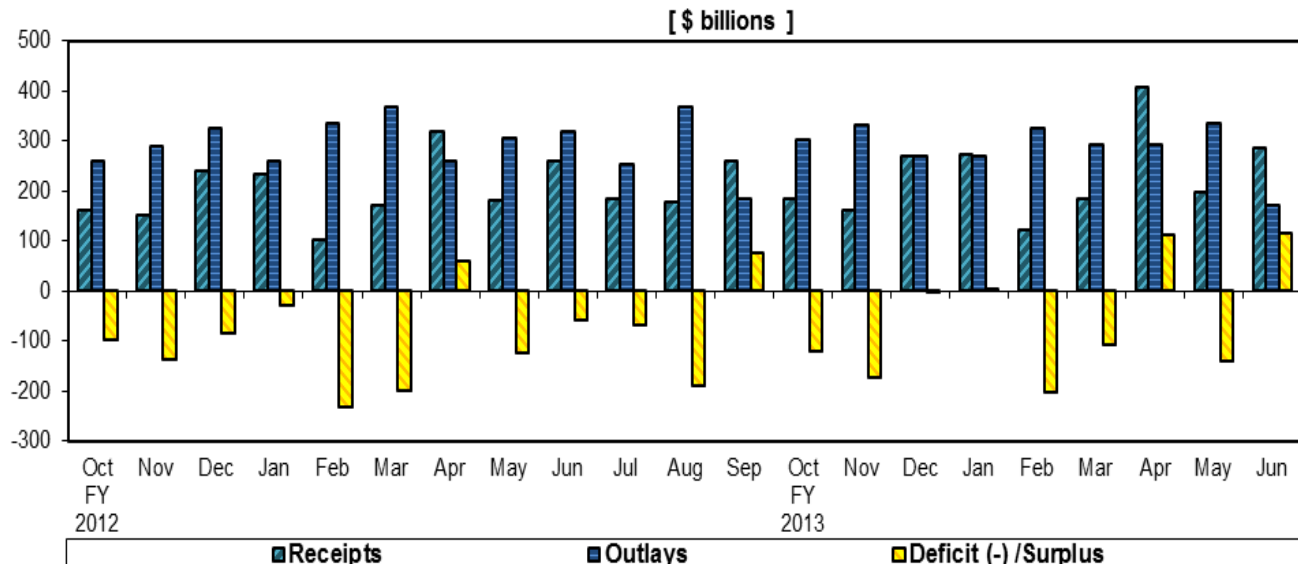
Classification	[\$ millions]				
	This Month	Current Fiscal Year to Date	Budget Estimates Full Fiscal Year <sup>1</sup>	Prior Fiscal Year to Date (2012)	Budget Estimates Next Fiscal Year (2014) <sup>1</sup>
<b>Total On-Budget and Off-Budget Results:</b>					
Total Receipts.....	286,627	2,087,143	2,712,045	1,824,082	3,033,618
On-Budget Receipts.....	220,392	1,581,669	2,038,558	1,389,918	2,294,478
Off-Budget Receipts.....	66,235	505,474	673,487	434,163	739,140
<b>Total Outlays.....</b>	<b>170,126</b>	<b>2,596,968</b>	<b>3,684,947</b>	<b>2,728,317</b>	<b>3,777,807</b>
On-Budget Outlays.....	150,562	2,158,399	3,044,916	2,380,804	3,062,692
Off-Budget Outlays.....	19,564	438,569	640,031	347,513	715,115
<b>Total Surplus (+) or Deficit (-).....</b>	<b>+116,501</b>	<b>-509,825</b>	<b>-972,902</b>	<b>-904,236</b>	<b>-744,189</b>
On-Budget Surplus (+) or Deficit (-).....	+69,830	-576,730	-1,006,358	-990,886	-768,214
Off-Budget Surplus (+) or Deficit (-).....	+46,672	+66,905	+33,456	+86,650	+24,025
<b>Total On-Budget and Off-Budget Financing.....</b>	<b>-116,501</b>	<b>509,825</b>	<b>972,902</b>	<b>904,236</b>	<b>744,189</b>
<b>Means of Financing:</b>					
Borrowing from the Public.....	1,107	633,003	1,122,426	922,477	892,324
Reduction of Operating Cash, Increase (-).....	-100,176	-49,412	5,446	-33,330	.....
By Other Means.....	-17,432	-73,765	-154,970	15,088	-148,135

<sup>1</sup>These estimates are based on the *FY 2014 Budget*, released by the Office of Management and Budget on April 10, 2013.

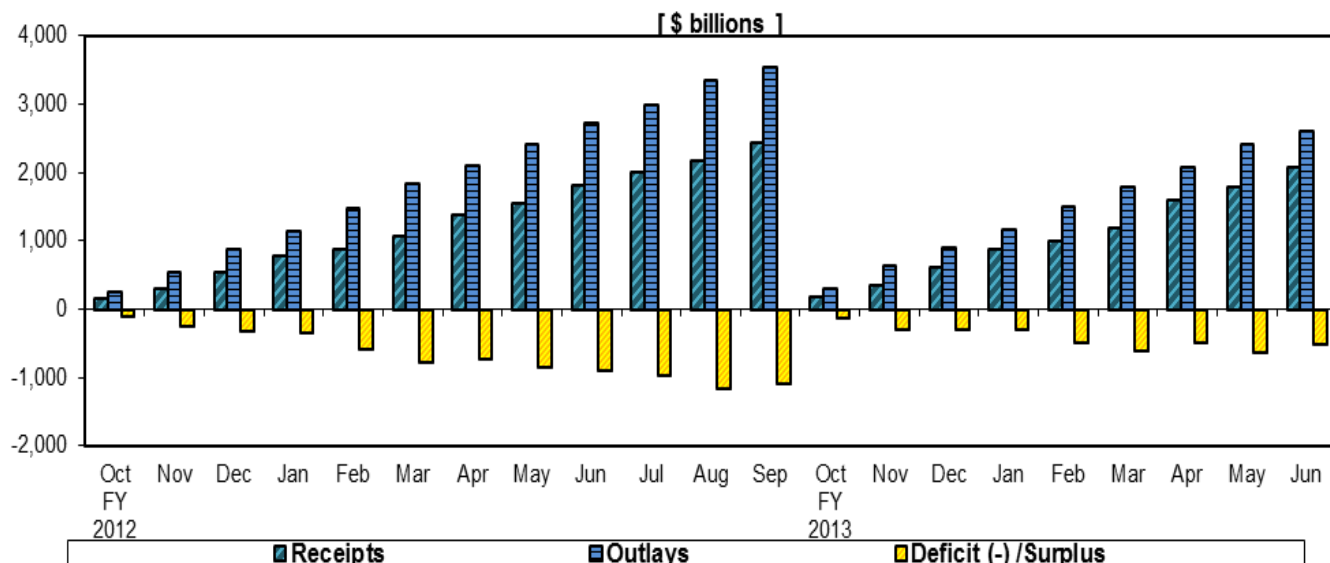
Note: Details may not add to totals due to rounding.

... No Transactions

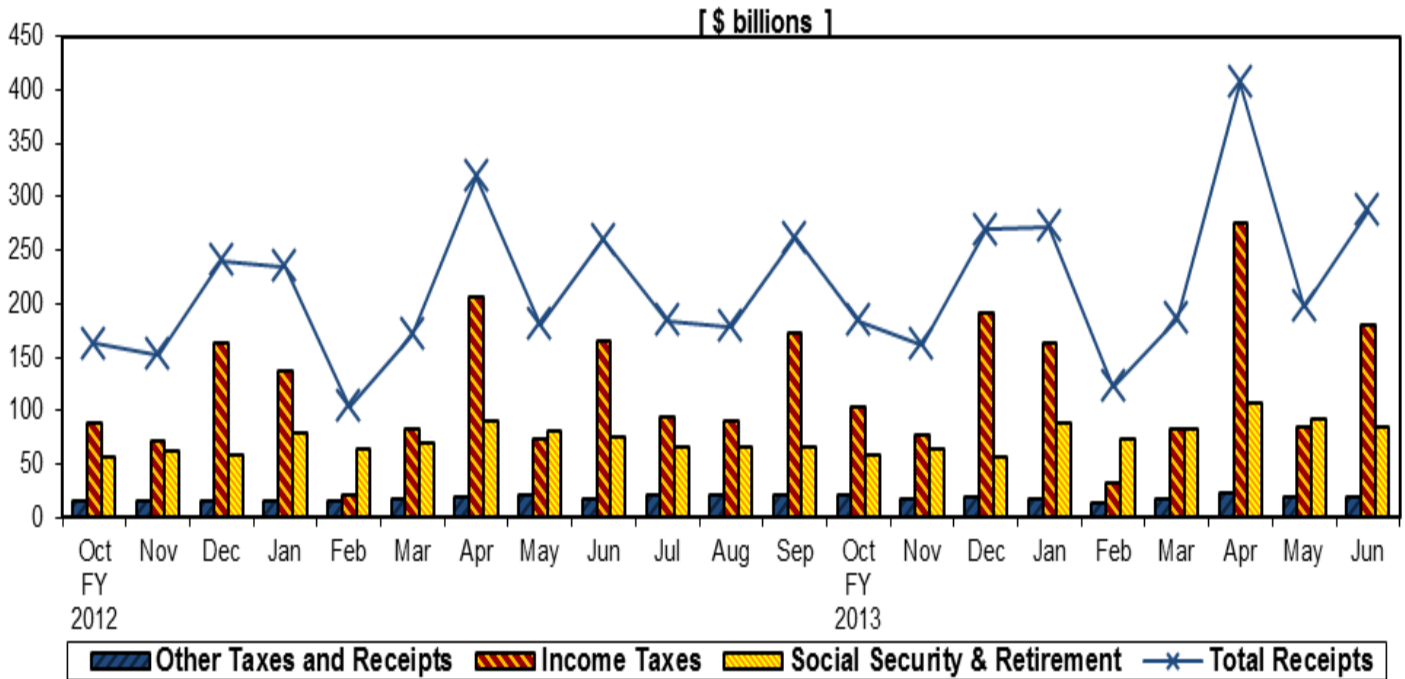
**Figure 1. Monthly Receipts, Outlays, and Budget Deficit/Surplus of the U.S. Government, Fiscal Years 2012 and 2013**



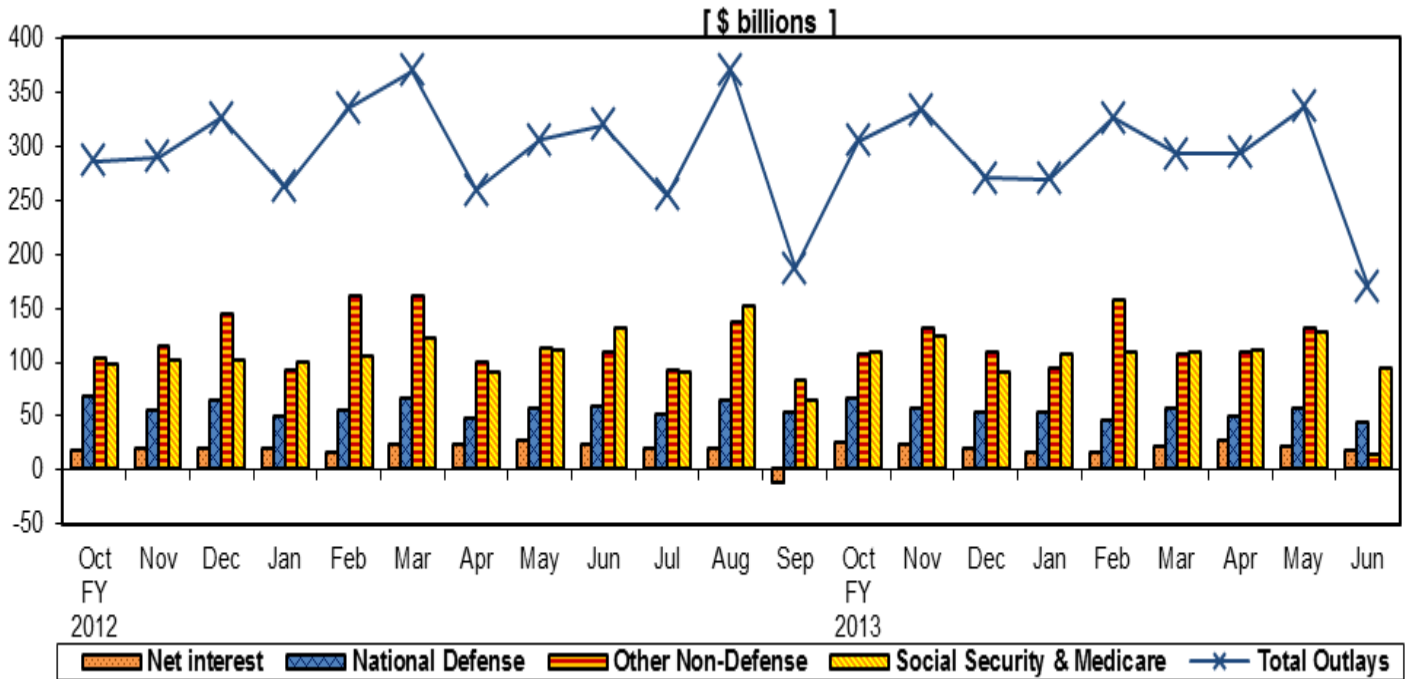
**Figure 2. Cumulative Monthly Receipts, Outlays, and Budget Deficit/Surplus of the U.S. Government, Fiscal Years 2012 and 2013**



**Figure 3. Monthly Receipts of the U.S. Government, by Source, Fiscal Years 2012 and 2013**



**Figure 4. Monthly Outlays of the U.S. Government, by Function, Fiscal Years 2012 and 2013**



**Table 3. Summary of Receipts and Outlays of the U.S. Government, June 2013 and Other Periods**

[\$ millions]				
Classification	This Month	Current Fiscal Year to Date	Comparable Prior Period Year to Date	Budget Estimates Full Fiscal Year <sup>1</sup>
<b>Budget Receipts</b>				
Individual Income Taxes .....	118,306	992,168	840,471	1,234,012
Corporation Income Taxes .....	62,959	205,591	175,929	287,716
Social Insurance and Retirement Receipts:				
Employment and General Retirement (Off-Budget) .....	66,235	505,474	434,163	673,487
Employment and General Retirement (On-Budget) .....	18,927	161,483	156,127	213,305
Unemployment Insurance .....	532	46,137	50,598	60,555
Other Retirement .....	277	2,674	2,813	3,746
Excise Taxes .....	6,719	59,369	55,713	85,346
Estate and Gift Taxes .....	1,233	14,953	10,508	12,932
Customs Duties .....	2,563	23,131	21,876	33,629
Miscellaneous Receipts .....	8,875	76,162	75,884	107,317
<b>Total Receipts</b> .....	<b>286,627</b>	<b>2,087,143</b>	<b>1,824,082</b>	<b>2,712,045</b>
(On-Budget) .....	220,392	1,581,669	1,389,918	2,038,558
(Off-Budget) .....	66,235	505,474	434,163	673,487
<b>Budget Outlays</b>				
Legislative Branch .....	310	3,286	3,412	5,037
Judicial Branch .....	501	5,262	5,294	7,567
Department of Agriculture .....	10,443	124,826	110,005	156,045
Department of Commerce .....	802	6,961	7,996	9,894
Department of Defense-Military Programs .....	42,282	457,671	490,348	633,287
Department of Education .....	-9,296	26,998	39,248	48,084
Department of Energy .....	2,577	19,026	24,889	28,888
Department of Health and Human Services .....	53,035	659,468	646,229	907,699
Department of Homeland Security .....	3,812	45,018	36,222	60,814
Department of Housing and Urban Development .....	1,828	23,167	33,191	60,489
Department of the Interior .....	1,552	6,669	9,414	10,448
Department of Justice .....	1,700	22,129	24,077	35,346
Department of Labor .....	5,955	63,208	81,887	95,212
Department of State .....	1,615	17,703	18,661	31,022
Department of Transportation .....	6,461	52,992	54,527	80,130
Department of the Treasury:				
Interest on Treasury Debt Securities (Gross) .....	93,032	345,261	375,312	420,611
Other .....	-63,386	18,455	128,091	70,116
Department of Veterans Affairs .....	7,150	102,348	95,802	139,237
Corps of Engineers .....	437	4,883	5,985	5,470
Other Defense Civil Programs .....	1,153	42,944	40,348	59,678
Environmental Protection Agency .....	604	7,212	7,649	9,178
Executive Office of the President .....	28	281	297	390
General Services Administration .....	-103	-221	1,029	855
International Assistance Program .....	3,150	15,759	18,381	24,518
National Aeronautics and Space Administration .....	1,278	12,321	12,059	17,797
National Science Foundation .....	674	5,157	5,112	8,429
Office of Personnel Management .....	6,377	62,297	58,742	89,780
Small Business Administration .....	106	164	2,652	1,040
Social Security Administration .....	72,961	648,131	616,018	872,629
Other Independent Agencies .....	3,387	22,286	25,907	47,130
Allowances .....	.....	.....	.....	-184
Undistributed Offsetting Receipts:				
Interest .....	-74,458	-151,421	-174,722	-156,563
Other .....	-5,839	-73,275	-75,745	-95,126
<b>Total Outlays</b> .....	<b>170,126</b>	<b>2,596,968</b>	<b>2,728,317</b>	<b>3,684,947</b>
(On-Budget) .....	150,562	2,158,399	2,380,804	3,044,916
(Off-Budget) .....	19,564	438,569	347,513	640,031
Surplus (+) or Deficit (-) .....	+116,501	-509,825	-904,236	-972,902
(On-Budget) .....	+69,830	-576,730	-990,886	-1,006,358
(Off-Budget) .....	+46,672	+66,905	+86,650	+33,456

<sup>1</sup>These estimates are based on the *FY 2014 Budget*, released by the Office of Management and Budget on April 10, 2013.  
 ... No Transactions

Note: Details may not add to totals due to rounding.

**Table 4. Receipts of the U.S. Government, June 2013 and Other Periods**

[\$ millions]

Classification	This Month			Current Fiscal Year to Date			Prior Fiscal Year to Date		
	Gross Receipts	Refunds (Deduct)	Receipts	Gross Receipts	Refunds (Deduct)	Receipts	Gross Receipts	Refunds (Deduct)	Receipts
<b>Individual Income Taxes:</b>									
Withheld.....	172,874			839,700			777,546		
Presidential Election Campaign Fund.....	1			34			36		
Other.....	150,481			372,463			291,425		
<b>Total--Individual Income Taxes.....</b>	<b>123,357</b>	<b>5,050</b>	<b>118,306</b>	<b>1,212,198</b>	<b>220,030</b>	<b>992,168</b>	<b>1,069,007</b>	<b>228,536</b>	<b>840,471</b>
<b>Corporation Income Taxes.....</b>	<b>64,768</b>	<b>1,809</b>	<b>62,959</b>	<b>238,397</b>	<b>32,806</b>	<b>205,591</b>	<b>209,227</b>	<b>33,298</b>	<b>175,929</b>
<b>Social Insurance and Retirement Receipts:</b>									
Employment and General Retirement:									
Federal Old-Age and Survivors Ins. Trust Fund:									
Federal Insurance Contributions Act Taxes.....	152,798		52,798	410,061		410,061	352,519		352,519
Self-Employment Contributions Act Taxes.....	15,149		5,149	25,355		25,355	21,510		21,510
Adjustments Attributable to Prior Years.....	1-1,322		-1,322	-3,306		-3,306	-2,938		-2,938
<b>Total--FOASI Trust Fund.....</b>	<b>56,625</b>		<b>56,625</b>	<b>432,110</b>		<b>432,110</b>	<b>371,091</b>		<b>371,091</b>
Federal Disability Insurance Trust Fund:									
Federal Insurance Contributions Act Taxes.....	18,966		8,966	69,639		69,639	59,882		59,882
Self-Employment Contributions Act Taxes.....	1,874		874	4,304		4,304	3,654		3,654
Adjustments Attributable to Prior Years.....	1-230		-230	-579		-579	-463		-463
<b>Total--FDI Trust Fund.....</b>	<b>9,610</b>		<b>9,610</b>	<b>73,364</b>		<b>73,364</b>	<b>63,073</b>		<b>63,073</b>
Federal Hospital Insurance Trust Fund:									
Federal Insurance Contributions Act Taxes.....	116,981		16,981	146,377		146,377	141,016		141,016
Self-Employment Contributions Act Taxes.....	12,438		2,438	12,702		12,702	11,485		11,485
Receipts from Railroad Retirement Board.....	547		547	547		547	484		484
Adjustments Attributable to Prior Years.....	1-908		-908	-1,714		-1,714	217		217
<b>Total--FHI Trust Fund.....</b>	<b>19,058</b>		<b>19,058</b>	<b>157,912</b>		<b>157,912</b>	<b>153,202</b>		<b>153,202</b>
Railroad Retirement :									
Rail Pension and Supplemental Annuity.....	207	(**)	207	2,160	31	2,129	1,792	3	1,789
Social Security Equivalent Account.....	-338	(**)	-338	1,474	32	1,442	1,139	3	1,136
<b>Total--Employment and General Retirement.....</b>	<b>85,163</b>	<b>(**)</b>	<b>85,163</b>	<b>667,021</b>	<b>63</b>	<b>666,958</b>	<b>590,296</b>	<b>6</b>	<b>590,291</b>
Unemployment Insurance:									
Deposits by States.....	495		495	39,094		39,094	44,169		44,169
Federal Unemployment Tax Act Taxes.....	47	10	37	7,048	106	6,942	6,331	66	6,265
Railroad Unemployment Taxes.....	(**)		(**)	101		101	164		164
<b>Total--Unemployment Insurance.....</b>	<b>542</b>	<b>10</b>	<b>532</b>	<b>46,244</b>	<b>106</b>	<b>46,137</b>	<b>50,663</b>	<b>66</b>	<b>50,598</b>
Other Retirement:									
Federal Employees Retirement - Employee Share.....	275		275	2,655		2,655	2,791		2,791
Non-Federal Employees Retirement.....	2		2	20		20	21		21
<b>Total--Other Retirement.....</b>	<b>277</b>		<b>277</b>	<b>2,674</b>		<b>2,674</b>	<b>2,813</b>		<b>2,813</b>
<b>Total--Social Insurance and Retirement Receipts.....</b>	<b>85,981</b>	<b>10</b>	<b>85,971</b>	<b>715,939</b>	<b>169</b>	<b>715,769</b>	<b>643,772</b>	<b>72</b>	<b>643,701</b>
<b>Excise Taxes:</b>									
Miscellaneous Excise Taxes.....	5,169	645	4,525	27,459	2,071	25,388	21,046	3,019	18,026
Airport and Airway Trust Fund.....	664	3	661	8,879	10	8,869	9,121	12	9,109
Highway Trust Fund.....	1,531		1,531	24,743		24,743	28,101		28,101
Black Lung Disability Trust Fund.....	3		3	368		368	476		476
<b>Total--Excise Taxes.....</b>	<b>7,366</b>	<b>648</b>	<b>6,719</b>	<b>61,449</b>	<b>2,081</b>	<b>59,369</b>	<b>58,744</b>	<b>3,031</b>	<b>55,713</b>
<b>Estate and Gift Taxes.....</b>	<b>1,271</b>	<b>38</b>	<b>1,233</b>	<b>15,717</b>	<b>764</b>	<b>14,953</b>	<b>10,838</b>	<b>330</b>	<b>10,508</b>
<b>Customs Duties.....</b>	<b>2,667</b>	<b>104</b>	<b>2,563</b>	<b>24,101</b>	<b>970</b>	<b>23,131</b>	<b>23,341</b>	<b>1,465</b>	<b>21,876</b>
<b>Miscellaneous Receipts:</b>									
Deposits of Earnings by Federal Reserve Banks.....	7,080		7,080	56,489		56,489	60,010		60,010
Universal Service Fund.....	793		793	7,429		7,429	7,525		7,525
All Other.....	1,003	1	1,002	12,266	23	12,243	8,367	18	8,349
<b>Total -- Miscellaneous Receipts.....</b>	<b>8,876</b>	<b>1</b>	<b>8,875</b>	<b>76,185</b>	<b>23</b>	<b>76,162</b>	<b>75,903</b>	<b>18</b>	<b>75,884</b>
<b>Total -- Receipts.....</b>	<b>294,287</b>	<b>7,660</b>	<b>286,627</b>	<b>2,343,987</b>	<b>256,844</b>	<b>2,087,143</b>	<b>2,090,831</b>	<b>266,749</b>	<b>1,824,082</b>
<b>Total -- On-Budget.....</b>	<b>228,052</b>	<b>7,660</b>	<b>220,392</b>	<b>1,838,513</b>	<b>256,844</b>	<b>1,581,669</b>	<b>1,656,667</b>	<b>266,749</b>	<b>1,389,918</b>
<b>Total -- Off-Budget.....</b>	<b>66,235</b>		<b>66,235</b>	<b>505,474</b>		<b>505,474</b>	<b>434,163</b>		<b>434,163</b>

<sup>1</sup>In accordance with the Social Security Act as amended: "Individual income taxes, Withheld" have been increased and "Federal Insurance Contribution Act Taxes" correspondingly decreased by \$3,375 million to correct estimates for the quarter ending June, 2012. "Individual income taxes, Other" have decreased and "Self-Employment Contribution Act Taxes" correspondingly increased by \$915 million to correct estimates for calendar year 2010 and prior.

... No Transactions  
(\*\*) Less than \$500,000  
Note: Details may not add to totals due to rounding.

**Table 5. Outlays of the U.S. Government, June 2013 and Other Periods**

[\$ millions]

Classification	This Month			Current Fiscal Year to Date			Prior Fiscal Year to Date		
	Gross Outlays	Applicable Receipts	Outlays	Gross Outlays	Applicable Receipts	Outlays	Gross Outlays	Applicable Receipts	Outlays
<b>Legislative Branch:</b>									
Senate.....	66	(**)	66	643	2	641	678	3	675
House of Representatives.....	101	(**)	101	957	2	955	1,034	2	1,032
Joint Items.....	1	.....	1	13	.....	13	13	.....	13
Capitol Police.....	24	.....	24	260	.....	260	254	.....	254
Congressional Budget Office.....	3	.....	3	32	.....	32	34	.....	34
Architect of the Capitol.....	33	1	32	395	3	392	411	3	408
Library of Congress.....	43	1	42	470	7	464	495	6	489
Government Printing Office.....	-6	.....	-6	99	.....	99	54	.....	54
Government Accountability Office.....	40	.....	40	366	.....	366	395	.....	395
United States Tax Court.....	4	.....	4	37	.....	37	37	.....	37
Other Legislative Branch Agencies.....	6	.....	6	46	.....	46	48	.....	48
Proprietary Receipts from the Public.....	.....	3	-3	.....	9	-9	.....	14	-14
Intrabudgetary Transaction.....	-1	.....	-1	-9	.....	-9	-12	.....	-12
Offsetting Governmental Receipts.....	.....	.....	.....	.....	(**)	(**)	.....	.....	.....
<b>Total--Legislative Branch.....</b>	<b>314</b>	<b>4</b>	<b>310</b>	<b>3,309</b>	<b>23</b>	<b>3,286</b>	<b>3,440</b>	<b>28</b>	<b>3,412</b>
<b>Judicial Branch:</b>									
Supreme Court of the United States.....	6	.....	6	61	.....	61	64	.....	64
Courts of Appeals, District Courts, and Other	.....	.....	.....	.....	.....	.....	.....	.....	.....
Judicial Services.....	473	.....	473	5,366	.....	5,366	5,484	.....	5,484
Other.....	88	.....	88	303	.....	303	274	.....	274
Proprietary Receipts from the Public.....	.....	3	-3	.....	113	-113	.....	89	-89
Intrabudgetary Transactions.....	-63	.....	-63	-354	.....	-354	-439	.....	-439
<b>Total--Judicial Branch.....</b>	<b>503</b>	<b>3</b>	<b>501</b>	<b>5,376</b>	<b>113</b>	<b>5,262</b>	<b>5,383</b>	<b>89</b>	<b>5,294</b>
<b>Department of Agriculture:</b>									
Agricultural Research Service.....	81	.....	81	822	.....	822	886	.....	886
National Institute of Food and Agriculture:	.....	.....	.....	.....	.....	.....	.....	.....	.....
Research and Education Activities.....	49	.....	49	444	.....	444	515	.....	515
Extension Activities.....	36	.....	36	246	.....	246	386	.....	386
Other.....	12	.....	12	92	.....	92	78	.....	78
Animal and Plant Health Inspection Service.....	85	.....	85	782	.....	782	860	.....	860
Food Safety and Inspection Service.....	73	.....	73	743	.....	743	754	.....	754
Agricultural Marketing Service.....	87	.....	87	785	.....	785	622	.....	622
Risk Management Agency:	.....	.....	.....	.....	.....	.....	.....	.....	.....
Administrative and Operating Expenses.....	5	.....	5	54	.....	54	57	.....	57
Federal Crop Insurance Corporation Fund.....	342	9	333	17,323	2,441	14,882	7,361	3,004	4,357
Farm Service Agency:	.....	.....	.....	.....	.....	.....	.....	.....	.....
Salaries and Expenses.....	110	.....	110	1,073	.....	1,073	718	.....	718
USDA Supplemental Assistance.....	(**)	.....	(**)	(**)	.....	(**)	2	.....	2
Agricultural Disaster Relief Fund.....	198	.....	198	1,617	.....	1,617	634	.....	634
Commodity Credit Corporation.....	420	1,048	-629	17,531	8,735	8,796	16,443	8,862	7,580
Tobacco Trust Fund.....	224	.....	224	659	.....	659	689	.....	689
Agricultural Credit Insurance Fund.....	186	10	176	257	143	114	662	172	490
Other.....	3	.....	3	45	.....	45	52	.....	52
<b>Total--Farm Service Agency.....</b>	<b>1,141</b>	<b>1,058</b>	<b>83</b>	<b>21,180</b>	<b>8,878</b>	<b>12,303</b>	<b>19,200</b>	<b>9,034</b>	<b>10,166</b>
Natural Resources Conservation Service:	.....	.....	.....	.....	.....	.....	.....	.....	.....
Conservation Operations.....	57	.....	57	602	.....	602	651	.....	651
Farm Security and Rural Investment Programs.....	171	.....	171	2,213	.....	2,213	2,072	.....	2,072
Other.....	8	.....	8	125	.....	125	128	.....	128
Rural Development.....	43	.....	43	64	.....	64	64	.....	64
Rural Housing Service:	.....	.....	.....	.....	.....	.....	.....	.....	.....
Rural Housing Insurance Fund.....	11	50	-39	470	467	2	1,297	487	810
Rental Assistance Program.....	93	.....	93	850	.....	850	837	.....	837
Other.....	13	.....	13	119	.....	119	191	.....	191
Rural Utilities Service:	.....	.....	.....	.....	.....	.....	.....	.....	.....
Rural Electrification and Telecommunications Fund.....	54	169	-115	252	840	-588	627	1,348	-721
Other.....	111	7	104	1,100	150	950	1,180	178	1,002
Foreign Agricultural Service.....	86	.....	86	1,380	.....	1,380	1,388	.....	1,388
Food and Nutrition Service:	.....	.....	.....	.....	.....	.....	.....	.....	.....
Supplemental Nutrition Assistance Program.....	6,523	.....	6,523	61,834	.....	61,834	60,230	.....	60,230
Child Nutrition Programs.....	1,998	.....	1,998	16,746	.....	16,746	15,892	.....	15,892
Special Supplemental Nutrition Program for	.....	.....	.....	.....	.....	.....	.....	.....	.....
Women, Infants, and Children (WIC).....	482	.....	482	4,929	.....	4,929	5,191	.....	5,191
Other.....	25	.....	25	337	.....	337	331	.....	331
<b>Total--Food and Nutrition Service.....</b>	<b>9,027</b>	<b>.....</b>	<b>9,027</b>	<b>83,846</b>	<b>.....</b>	<b>83,846</b>	<b>81,645</b>	<b>.....</b>	<b>81,645</b>
Forest Service:	.....	.....	.....	.....	.....	.....	.....	.....	.....
National Forest System.....	144	.....	144	1,109	.....	1,109	1,133	.....	1,133
Capital Improvement and Maintenance.....	38	.....	38	315	.....	315	414	.....	414
Wildland Fire Management.....	230	.....	230	1,702	.....	1,702	1,372	.....	1,372
Forest Service Permanent Appropriations.....	9	.....	9	420	.....	420	458	.....	458
Other.....	84	.....	84	673	.....	673	612	.....	612
<b>Total--Forest Service.....</b>	<b>505</b>	<b>.....</b>	<b>505</b>	<b>4,218</b>	<b>.....</b>	<b>4,218</b>	<b>3,988</b>	<b>.....</b>	<b>3,988</b>
Other.....	-46	3	-49	712	33	679	835	31	804
Proprietary Receipts from the Public.....	.....	330	-330	.....	1,050	-1,050	.....	1,803	-1,803
Intrabudgetary Transactions.....	25	.....	25	264	.....	264	268	.....	268
<b>Total--Department of Agriculture.....</b>	<b>12,069</b>	<b>1,626</b>	<b>10,443</b>	<b>138,686</b>	<b>13,860</b>	<b>124,826</b>	<b>125,892</b>	<b>15,887</b>	<b>110,005</b>

**Table 5. Outlays of the U.S. Government, June 2013 and Other Periods —Continued**

Classification	This Month			Current Fiscal Year to Date			Prior Fiscal Year to Date		
	Gross Outlays	Applicable Receipts	Outlays	Gross Outlays	Applicable Receipts	Outlays	Gross Outlays	Applicable Receipts	Outlays
<b>Department of Commerce:</b>									
Economic Development Administration .....	32	(**)	31	348	(**)	348	318	1	317
Bureau of the Census .....	95	.....	95	851	.....	851	918	.....	918
International Trade Administration .....	36	.....	36	334	.....	334	339	.....	339
National Oceanic and Atmospheric Administration .....	445	(**)	445	3,992	84	3,908	4,027	84	3,943
National Institute of Standards and Technology.....	71	.....	71	701	.....	701	830	.....	830
National Telecommunication and Information Administration.....	112	.....	112	819	.....	819	1,430	.....	1,430
Other .....	17	7	11	81	53	28	299	45	254
Proprietary Receipts from the Public.....	.....	(**)	(**)	.....	29	-29	.....	13	-13
Intrabudgetary Transactions .....	2	.....	2	4	.....	4	-13	.....	-13
Offsetting Governmental Receipts .....	.....	(**)	(**)	.....	2	-2	.....	10	-10
<b>Total--Department of Commerce .....</b>	<b>809</b>	<b>7</b>	<b>802</b>	<b>7,130</b>	<b>169</b>	<b>6,961</b>	<b>8,149</b>	<b>152</b>	<b>7,996</b>
<b>Department of Defense--Military Programs:</b>									
<b>Military Personnel:</b>									
Department of the Army.....	2,735	.....	2,735	48,722	.....	48,722	51,776	.....	51,776
Department of the Navy.....	1,904	.....	1,904	33,657	.....	33,657	36,223	.....	36,223
Department of the Air Force.....	1,861	.....	1,861	26,654	.....	26,654	27,315	.....	27,315
Defense Agencies.....	.....	.....	.....	6,791	.....	6,791	5,376	.....	5,376
<b>Total--Military Personnel .....</b>	<b>6,500</b>	<b>.....</b>	<b>6,500</b>	<b>115,824</b>	<b>.....</b>	<b>115,824</b>	<b>120,690</b>	<b>.....</b>	<b>120,690</b>
<b>Operation and Maintenance:</b>									
Department of the Army.....	6,292	.....	6,292	64,383	.....	64,383	70,990	.....	70,990
Department of the Navy.....	4,096	.....	4,096	40,649	.....	40,649	42,646	.....	42,646
Department of the Air Force.....	4,241	.....	4,241	39,708	.....	39,708	43,012	.....	43,012
Defense Agencies.....	5,480	.....	5,480	50,845	.....	50,845	51,081	.....	51,081
<b>Total--Operation and Maintenance .....</b>	<b>20,109</b>	<b>.....</b>	<b>20,109</b>	<b>195,585</b>	<b>.....</b>	<b>195,585</b>	<b>207,728</b>	<b>.....</b>	<b>207,728</b>
<b>International Reconstruction and Other Assistance:</b>									
Department of the Army.....	2	.....	2	4	.....	4	15	.....	15
<b>Procurement:</b>									
Department of the Army.....	2,488	.....	2,488	21,883	.....	21,883	26,528	.....	26,528
Department of the Navy.....	3,672	.....	3,672	30,902	.....	30,902	31,315	.....	31,315
Department of the Air Force.....	2,345	.....	2,345	27,302	.....	27,302	30,597	.....	30,597
Defense Agencies.....	521	.....	521	5,091	.....	5,091	6,048	.....	6,048
<b>Total--Procurement.....</b>	<b>9,025</b>	<b>.....</b>	<b>9,025</b>	<b>85,178</b>	<b>.....</b>	<b>85,178</b>	<b>94,488</b>	<b>.....</b>	<b>94,488</b>
<b>Research, Development, Test, and Evaluation:</b>									
Department of the Army.....	617	.....	617	6,296	.....	6,296	6,646	.....	6,646
Department of the Navy.....	1,240	.....	1,240	11,599	.....	11,599	12,511	.....	12,511
Department of the Air Force.....	1,590	.....	1,590	17,748	.....	17,748	19,103	.....	19,103
Defense Agencies.....	1,608	.....	1,608	13,604	.....	13,604	14,257	.....	14,257
<b>Total--Research, Development, Test, and Evaluation .....</b>	<b>5,055</b>	<b>.....</b>	<b>5,055</b>	<b>49,247</b>	<b>.....</b>	<b>49,247</b>	<b>52,518</b>	<b>.....</b>	<b>52,518</b>
<b>Military Construction:</b>									
Department of the Army.....	284	.....	284	3,056	.....	3,056	3,597	.....	3,597
Department of the Navy.....	193	.....	193	1,961	.....	1,961	2,113	.....	2,113
Department of the Air Force.....	129	.....	129	1,080	.....	1,080	1,116	.....	1,116
Defense Agencies.....	300	.....	300	2,917	.....	2,917	4,516	.....	4,516
<b>Total--Military Construction .....</b>	<b>907</b>	<b>.....</b>	<b>907</b>	<b>9,014</b>	<b>.....</b>	<b>9,014</b>	<b>11,342</b>	<b>.....</b>	<b>11,342</b>
<b>Family Housing:</b>									
Department of the Army.....	36	.....	36	442	.....	442	484	.....	484
Department of the Navy.....	32	.....	32	303	.....	303	308	.....	308
Department of the Air Force.....	48	.....	48	481	.....	481	642	.....	642
Defense Agencies.....	14	3	12	331	80	251	403	132	271
<b>Revolving and Management Funds:</b>									
Department of the Navy.....	102	.....	102	851	.....	851	1,227	.....	1,227
<b>Defense Agencies:</b>									
Working Capital Fund .....	-101	.....	-101	1,220	.....	1,220	884	.....	884
Other.....	-87	.....	-87	125	.....	125	127	.....	127
Allowances .....	(**)	.....	(**)	-33	.....	-33	2	.....	2
<b>Trust Funds:</b>									
Department of the Army.....	1	.....	1	7	.....	7	2	.....	2
Department of the Navy.....	2	.....	2	17	.....	17	20	.....	20
Department of the Air Force.....	(**)	.....	(**)	2	.....	2	1	.....	1
Defense Agencies.....	33	.....	33	271	.....	271	191	.....	191
<b>Proprietary Receipts from the Public:</b>									
Department of the Army.....	.....	-522	522	.....	399	-399	.....	257	-257
Department of the Navy.....	.....	8	-8	(**)	86	-86	.....	617	-617
Department of the Air Force.....	.....	10	-10	.....	31	-31	.....	19	-19
Defense Agencies.....	.....	95	-95	.....	672	-672	.....	730	-730
<b>Intrabudgetary Transactions:</b>									
Department of the Army.....	-14	.....	-14	-338	.....	-338	1,027	.....	1,027
Department of the Navy.....	216	.....	216	365	.....	365	6	.....	6
Department of the Air Force.....	-14	.....	-14	2	.....	2	48	.....	48
Defense Agencies.....	8	.....	8	43	.....	43	-50	.....	-50
<b>Offsetting Governmental Receipts:</b>									
Department of the Army.....	.....	.....	.....	.....	(**)	(**)	.....	(**)	(**)
Defense Agencies.....	.....	.....	.....	.....	.....	.....	.....	(**)	(**)
<b>Total--Department of Defense--Military Programs .....</b>	<b>41,875</b>	<b>-407</b>	<b>42,282</b>	<b>458,939</b>	<b>1,267</b>	<b>457,671</b>	<b>492,104</b>	<b>1,755</b>	<b>490,348</b>



**Table 5. Outlays of the U.S. Government, June 2013 and Other Periods —Continued**

Classification	This Month			Current Fiscal Year to Date			Prior Fiscal Year to Date		
	Gross Outlays	Applicable Receipts	Outlays	Gross Outlays	Applicable Receipts	Outlays	Gross Outlays	Applicable Receipts	Outlays
<b>Department of Education:</b>									
Office of Elementary and Secondary Education:									
Accelerating Achievement and Ensuring Equity.....	1,623	.....	1,623	13,057	.....	13,057	13,262	.....	13,262
Impact Aid.....	2	.....	2	1,318	.....	1,318	1,211	.....	1,211
Education Improvement Programs.....	489	.....	489	3,592	.....	3,592	3,770	.....	3,770
State Fiscal Stabilization Fund, Recovery Act.....	147	.....	147	915	.....	915	1,322	.....	1,322
Other.....	50	.....	50	554	.....	554	3,094	.....	3,094
<b>Total--Office of Elementary and Secondary Education.....</b>	<b>2,311</b>	<b>.....</b>	<b>2,311</b>	<b>19,437</b>	<b>.....</b>	<b>19,437</b>	<b>22,659</b>	<b>.....</b>	<b>22,659</b>
Office of Innovation and Improvement.....	43	.....	43	719	.....	719	642	.....	642
Office of English Language Acquisition.....	103	.....	103	559	.....	559	542	.....	542
Office of Special Education and Rehabilitative Services:									
Special Education.....	1,102	.....	1,102	9,716	.....	9,716	10,898	.....	10,898
Rehabilitation Services and Disability Research.....	309	.....	309	2,659	.....	2,659	2,601	.....	2,601
Special Institutions for Persons with Disabilities.....	14	.....	14	153	.....	153	161	.....	161
Office of Vocational and Adult Education.....	200	.....	200	1,358	.....	1,358	1,416	.....	1,416
Office of Postsecondary Education:									
Higher Education.....	216	.....	216	1,740	.....	1,740	1,763	.....	1,763
Other.....	-1	2	-3	169	15	155	170	15	155
<b>Total--Office of Postsecondary Education.....</b>	<b>214</b>	<b>2</b>	<b>212</b>	<b>1,910</b>	<b>15</b>	<b>1,895</b>	<b>1,933</b>	<b>15</b>	<b>1,918</b>
Office of Federal Student Aid:									
Student Financial Assistance.....	1,211	.....	1,211	23,428	.....	23,428	24,488	.....	24,488
Student Aid Administration.....	108	.....	108	984	.....	984	822	.....	822
Federal Student Loan Reserve Fund.....	.....	.....	.....	179	.....	179	650	.....	650
Federal Direct Student Loans.....	3,274	.....	3,274	3,274	.....	3,274	6,917	.....	6,917
Federal Family Education Loans.....	3,081	.....	3,081	2,793	.....	2,793	992	.....	992
Other.....	2	.....	2	10	.....	10	40	.....	40
<b>Total--Office of Federal Student Aid.....</b>	<b>7,676</b>	<b>.....</b>	<b>7,676</b>	<b>30,668</b>	<b>.....</b>	<b>30,668</b>	<b>33,910</b>	<b>.....</b>	<b>33,910</b>
Institute of Education Sciences.....	55	.....	55	570	.....	570	514	.....	514
Departmental Management.....	45	.....	45	443	.....	443	464	.....	464
Other.....	(**)	.....	(**)	5	.....	5	8	.....	8
Proprietary Receipts from the Public.....	.....	21,381	-21,381	.....	41,139	-41,139	.....	35,909	-35,909
Intrabudgetary Transactions.....	15	.....	15	-45	.....	-45	-577	.....	-577
<b>Total--Department of Education.....</b>	<b>12,088</b>	<b>21,383</b>	<b>-9,296</b>	<b>68,152</b>	<b>41,154</b>	<b>26,998</b>	<b>75,172</b>	<b>35,924</b>	<b>39,248</b>
<b>Department of Energy:</b>									
National Nuclear Security Administration:									
Naval Reactors.....	108	.....	108	721	.....	721	710	.....	710
Weapons Activities.....	539	.....	539	5,307	.....	5,307	5,574	.....	5,574
Defense Nuclear Nonproliferation.....	194	.....	194	1,663	.....	1,663	1,865	.....	1,865
Other.....	31	.....	31	308	.....	308	324	.....	324
Environmental and Other Defense Activities:									
Defense Environmental Cleanup.....	271	.....	271	3,542	.....	3,542	4,339	.....	4,339
Other Defense Activities.....	54	.....	54	596	.....	596	562	.....	562
Defense Nuclear Waste Disposal.....	(**)	.....	(**)	4	.....	4	10	.....	10
Other.....	.....	.....	.....	.....	.....	.....	(**)	.....	(**)
Energy Programs:									
Science.....	431	.....	431	3,858	.....	3,858	3,985	.....	3,985
Energy Supply.....	130	.....	130	1,401	.....	1,401	1,793	.....	1,793
Energy Efficiency and Renewable Energy.....	220	.....	220	2,352	.....	2,352	5,343	.....	5,343
Fossil Energy Research and Development.....	58	.....	58	673	.....	673	801	.....	801
Uranium Enrichment Decontamination and Decommissioning Fund.....	38	.....	38	300	.....	300	373	.....	373
Advanced Technology Vehicles Manufacturing Loan Program.....	1	.....	1	120	.....	120	767	.....	767
Title 17 Innovative Technology Loan Guarantee Program.....	21	.....	21	425	.....	425	870	.....	870
Other.....	91	10	81	710	47	664	769	36	733
<b>Total--Energy Programs.....</b>	<b>988</b>	<b>10</b>	<b>978</b>	<b>9,839</b>	<b>47</b>	<b>9,792</b>	<b>14,701</b>	<b>36</b>	<b>14,665</b>
Power Marketing Administration.....	807	259	548	3,235	3,060	175	2,998	2,753	245
Departmental Administration.....	-35	.....	-35	143	.....	143	145	.....	145
Proprietary Receipts from the Public.....	.....	18	-18	.....	2,103	-2,103	.....	2,436	-2,436
Intrabudgetary Transactions.....	-92	.....	-92	-1,124	.....	-1,124	-1,114	.....	-1,114
<b>Total--Department of Energy.....</b>	<b>2,864</b>	<b>288</b>	<b>2,577</b>	<b>24,236</b>	<b>5,210</b>	<b>19,026</b>	<b>30,114</b>	<b>5,225</b>	<b>24,889</b>

**Table 5. Outlays of the U.S. Government, June 2013 and Other Periods —Continued**

Classification	[\$ millions]								
	This Month			Current Fiscal Year to Date			Prior Fiscal Year to Date		
	Gross Outlays	Applicable Receipts	Outlays	Gross Outlays	Applicable Receipts	Outlays	Gross Outlays	Applicable Receipts	Outlays
<b>Department of Health and Human Services:</b>									
Food and Drug Administration .....	108	1	107	1,308	7	1,302	1,605	6	1,599
Health Resources and Services Administration .....	673	1	672	6,270	6	6,264	6,498	6	6,491
Indian Health Services .....	699		699	3,501		3,501	3,827		3,827
Centers for Disease Control and Prevention .....	482		482	4,694		4,694	5,083		5,083
National Institutes of Health .....	2,652		2,652	23,148		23,148	24,332		24,332
Substance Abuse and Mental Health Services Administration .....	323		323	2,513		2,513	2,361		2,361
Agency for Healthcare Research and Quality .....	-71		-71	229		229	224		224
<b>Centers for Medicare and Medicaid Services:</b>									
Grants to States for Medicaid .....	21,516		21,516	198,091		198,091	188,292		188,292
Payments to Health Care Trust Funds .....	18,238		18,238	179,586		179,586	176,847		176,847
Children's Health Insurance Fund .....	642		642	6,682		6,682	6,709		6,709
State Grants and Demonstrations .....	49		49	422		422	395		395
<b>Federal Hospital Insurance Trust Fund:</b>									
Benefit Payments .....	19,073		19,073	198,622		198,622	197,416		197,416
Administrative Expenses .....	443		443	5,393		5,393	3,464		3,464
Total--FHI Trust Fund .....	19,516		19,516	204,015		204,015	200,880		200,880
<b>Health Care Fraud and Abuse Control .....</b>									
	201		201	1,149		1,149	1,102		1,102
<b>Federal Supplementary Medical Insurance Trust Fund:</b>									
Benefit Payments .....	15,783		15,783	180,224		180,224	174,958		174,958
Administrative Expenses .....	465		465	4,868		4,868	3,551		3,551
<b>Medicare Prescription Drugs:</b>									
Benefit Payments .....	110		110	45,503		45,503	44,498		44,498
Administrative Expenses .....	32		32	287		287	272		272
Total--FSMI Trust Fund .....	16,390		16,390	230,882		230,882	223,279		223,279
Other .....	407		407	3,422		3,422	3,258		3,258
Total--Centers for Medicare and Medicaid Services .....	76,958		76,958	824,249		824,249	800,762		800,762
<b>Administration for Children and Families:</b>									
Temporary Assistance for Needy Families .....	1,383		1,383	12,577		12,577	11,973		11,973
Contingency Fund .....	51		51	615		615	529		529
<b>Payments to States for Child Support Enforcement and Family Support Programs .....</b>									
	214		214	2,370		2,370	2,384		2,384
Low Income Home Energy Assistance .....	167		167	2,992		2,992	3,115		3,115
Refugee and Entrant Assistance .....	70		70	691		691	570		570
Child Care Entitlement to States .....	-74		-74	2,036		2,036	1,961		1,961
<b>Payments to States for the Child Care and Development Block Grant .....</b>									
	464		464	1,640		1,640	1,682		1,682
Social Services Block Grant .....	112		112	1,401		1,401	1,321		1,321
Children and Families Services Programs .....	734		734	7,524		7,524	7,622		7,622
Payments to States for Foster Care and Adoption Assistance .....	525		525	5,009		5,009	5,185		5,185
Other .....	40		40	434		434	399		399
Total--Administration for Children and Families .....	3,685		3,685	37,288		37,288	36,740		36,740
Administration on Aging .....	126		126	1,111		1,111	1,089		1,089
Departmental Management .....	179		179	2,322		2,322	2,397		2,397
Other .....	24		24	440		440	424		424
Proprietary Receipts from the Public .....		14,576	-14,576		67,910	-67,910		62,481	-62,481
<b>Intrabudgetary Transactions:</b>									
<b>Payments for Health Insurance for the Aged:</b>									
Federal Supplementary Medical Insurance Trust Fund .....	-15,316		-15,316	-167,566		-167,566	-160,521		-160,521
<b>Payments for Tax and Other Credits:</b>									
Federal Hospital Insurance Trust Fund .....	-2,924		-2,924	-11,994		-11,994	-16,322		-16,322
Other .....	14		14	-121		-121	223		223
Total--Department of Health and Human Services .....	67,612	14,577	53,035	727,391	67,923	659,468	708,722	62,493	646,229
<b>Department of Homeland Security:</b>									
Departmental Management and Operations .....	162		162	975		975	793		793
Citizenship and Immigration Services .....	226		226	2,097		2,097	2,010		2,010
United States Secret Service .....	143		143	1,376		1,376	1,390		1,390
Transportation Security Administration .....	366		366	4,183		4,183	4,186		4,186
Immigration and Customs Enforcement .....	455		455	4,269		4,269	4,518		4,518
Customs and Border Protection .....	886		886	8,963		8,963	9,314		9,314
United States Coast Guard .....	688		688	7,780	3	7,777	7,843	9	7,835
National Protection and Programs Directorate .....	127		127	1,060		1,060	1,104		1,104
<b>Federal Emergency Management Agency:</b>									
State and Local Programs .....	290		290	2,650		2,650	2,087		2,087
Firefighter Assistance Grants .....	59		59	541		541	535		535
Disaster Relief .....	665		665	7,596		7,596	4,915		4,915
National Flood Insurance Fund .....	190	193	-3	8,318	1,183	7,135	1,918	1,375	543
Other .....	125		125	991		991	1,065		1,065
Total--Federal Emergency Management Agency .....	1,329	193	1,135	20,095	1,183	18,913	10,519	1,375	9,144
Science and Technology .....	42		42	416		416	621		621
Domestic Nuclear Detection Office .....	24		24	210		210	265		265
Other .....	33		33	333		333	334		334
Proprietary Receipts from the Public .....		-6	6		180	-180		56	-56
Intrabudgetary Transactions .....	5		5	22		22	16		16
Offsetting Governmental Receipts .....		485	-485		5,395	-5,395		5,252	-5,252
Total--Department of Homeland Security .....	4,485	672	3,812	51,779	6,760	45,018	42,914	6,692	36,222

**Table 5. Outlays of the U.S. Government, June 2013 and Other Periods —Continued**

Classification	[\$ millions]								
	This Month			Current Fiscal Year to Date			Prior Fiscal Year to Date		
	Gross Outlays	Applicable Receipts	Outlays	Gross Outlays	Applicable Receipts	Outlays	Gross Outlays	Applicable Receipts	Outlays
<b>Department of Housing and Urban Development:</b>									
Public and Indian Housing Programs:									
Tenant Based Rental Assistance.....	1,456	.....	1,456	13,613	.....	13,613	13,499	.....	13,499
Housing Certificate Fund.....	36	.....	36	376	.....	376	675	.....	675
Project-Based Rental Assistance.....	792	.....	792	7,033	.....	7,033	6,890	.....	6,890
Public Housing Capital Fund.....	202	.....	202	1,643	.....	1,643	2,149	.....	2,149
Public Housing Operating Fund.....	337	.....	337	3,077	.....	3,077	3,233	.....	3,233
Revitalization of Severely Distressed									
Public Housing (Hope VI).....	13	.....	13	114	.....	114	90	.....	90
Native American Housing Block Grant.....	51	.....	51	397	.....	397	555	.....	555
Other.....	1	.....	1	7	.....	7	7	.....	7
Total--Public and Indian Housing Programs.....	2,888	.....	2,888	26,259	.....	26,259	27,098	.....	27,098
Community Planning and Development:									
Housing Opportunities for Persons with AIDS.....	30	.....	30	230	.....	230	251	.....	251
Community Development Fund.....	402	.....	402	4,314	.....	4,314	5,210	.....	5,210
Home Investment Partnership Program.....	130	.....	130	1,094	.....	1,094	1,398	.....	1,398
Neighborhood Stabilization Program.....	38	.....	38	697	.....	697	520	.....	520
Homeless Assistance Grants.....	131	.....	131	1,297	.....	1,297	1,491	.....	1,491
Other.....	9	.....	9	73	.....	73	77	(**)	77
Total--Community Planning and Development.....	741	.....	741	7,705	.....	7,705	8,946	(**)	8,946
Housing Programs:									
Credit Accounts:									
FHA-Mutual Mortgage Insurance Fund, Program Account.....	11	.....	11	80	.....	80	74	.....	74
FHA-Mutual Mortgage Insurance Capital Reserve Account.....	-1,961	.....	-1,961	-12,506	.....	-12,506	-5,060	.....	-5,060
FHA-Mutual Mortgage and Cooperative Housing									
Insurance Fund, Liquidating Account.....	2	.....	(**)	26	15	11	29	18	10
FHA-General and Special Risk Fund, Program Account.....	.....	.....	.....	(**)	.....	(**)	1	.....	1
FHA-General and Special Risk Fund, Liquidating Account.....	3	11	-8	61	175	-114	68	185	-117
Housing for the Elderly or Handicapped Fund,									
Liquidating Account.....	(**)	42	-42	1	454	-453	2	410	-408
Home Ownership Preservation Equity Fund.....									
.....	.....	.....	.....	.....	.....	.....	(**)	.....	(**)
Housing for the Elderly.....	65	.....	65	640	.....	640	634	.....	634
Housing for Persons with Disabilities.....	17	.....	17	158	.....	158	168	.....	168
Other Assisted Housing Programs.....	31	.....	31	299	.....	299	342	.....	342
Other.....	8	5	3	87	29	58	226	33	193
Total--Housing Programs.....	-1,823	60	-1,884	-11,152	672	-11,824	-3,516	647	-4,163
Government National Mortgage Association:									
Guarantees of Mortgage-Backed Securities.....	-1	(**)	-1	90	35	55	158	58	100
Management and Administration.....	130	.....	130	1,340	.....	1,340	1,328	.....	1,328
Other.....	16	.....	16	188	.....	188	193	.....	193
Proprietary Receipts from the Public:									
FHA-General and Special Risk Fund.....	.....	44	-44	.....	513	-513	.....	258	-258
Other.....	.....	23	-23	.....	21	-21	.....	29	-29
Intrabudgetary Transactions.....	3	.....	3	-18	.....	-18	-21	.....	-21
Offsetting Governmental Receipts.....	.....	(**)	(**)	.....	3	-3	.....	2	-2
Total--Department of Housing and Urban Development.....	1,954	127	1,828	24,411	1,244	23,167	34,186	995	33,191
<b>Department of the Interior:</b>									
Land and Minerals Management:									
Bureau of Land Management:									
Management of Lands and Resources.....	71	.....	71	694	.....	694	713	.....	713
Other.....	40	30	9	411	147	263	456	151	305
Bureau of Ocean Energy Management,									
Other.....	-6	.....	-6	-23	.....	-23	14	.....	14
Office of Surface Mining Reclamation and Enforcement.....	33	.....	33	556	.....	556	620	.....	620
Total--Land and Minerals Management.....	138	30	108	1,637	147	1,490	1,803	151	1,652
Water and Science:									
Bureau of Reclamation:									
Water and Related Resources.....	59	.....	59	587	.....	587	852	.....	852
Other.....	55	27	28	508	268	240	391	243	148
United States Geological Survey.....	84	.....	84	795	.....	795	844	.....	844
Other.....	6	.....	6	22	.....	22	31	.....	31
Total--Water and Science.....	204	27	177	1,912	268	1,645	2,118	243	1,875
Fish and Wildlife and Parks:									
United States Fish and Wildlife Service.....	235	.....	235	1,969	.....	1,969	1,897	.....	1,897
National Park Service.....	233	.....	233	2,146	.....	2,146	2,386	.....	2,386
Total--Fish and Wildlife and Parks.....	468	.....	468	4,115	.....	4,115	4,283	.....	4,283
Bureau of Indian Affairs and									
Bureau of Indian Education.....	255	(**)	255	1,429	1	1,428	2,151	1	2,150
Departmental Offices:									
Mineral Leasing and Associated Payments.....	131	.....	131	1,352	.....	1,352	1,547	.....	1,547
Other.....	23	.....	23	220	.....	220	184	.....	184
Insular Affairs.....	20	.....	20	305	.....	305	306	.....	306
Office of the Special Trustee									
for American Indians.....	74	.....	74	511	.....	511	534	.....	534
Department-Wide Programs.....	448	.....	448	1,184	.....	1,184	1,320	.....	1,320
Other.....	13	.....	13	143	.....	143	120	.....	120
Proprietary Receipts from the Public.....	.....	171	-171	-1,900	3,703	-5,603	.....	4,401	-4,401
Intrabudgetary Transactions.....	6	.....	6	-120	.....	-120	-155	.....	-155
Total--Department of the Interior.....	1,781	228	1,552	10,788	4,119	6,669	14,210	4,796	9,414

**Table 5. Outlays of the U.S. Government, June 2013 and Other Periods —Continued**

Classification	This Month			Current Fiscal Year to Date			Prior Fiscal Year to Date		
	Gross Outlays	Applicable Receipts	Outlays	Gross Outlays	Applicable Receipts	Outlays	Gross Outlays	Applicable Receipts	Outlays
<b>Department of Justice:</b>									
General Administration .....	17	.....	17	679	.....	679	1,709	.....	1,709
Legal Activities and United States Marshals:									
General Legal Activities .....	70	.....	70	633	.....	633	664	.....	664
United States Attorneys .....	133	.....	133	1,473	.....	1,473	1,443	.....	1,443
United States Marshals Service .....	-628	.....	-628	981	.....	981	858	.....	858
Assets Forfeiture Fund .....	116	.....	116	837	.....	837	2,252	.....	2,252
Other .....	919	.....	919	1,252	.....	1,252	388	.....	388
Federal Bureau of Investigation .....	455	.....	455	6,014	.....	6,014	6,068	.....	6,068
Drug Enforcement Administration .....	179	.....	179	1,741	.....	1,741	1,704	.....	1,704
Bureau of Alcohol, Tobacco, Firearms, and Explosives .....	92	.....	92	854	.....	854	843	.....	843
Federal Prison System .....	503	28	475	5,301	283	5,019	5,307	270	5,038
Office of Justice Programs:									
State and Local Law Enforcement Assistance .....	59	.....	59	1,027	.....	1,027	1,253	.....	1,253
Community Oriented Policing Services .....	25	.....	25	397	.....	397	438	.....	438
Crime Victims Fund .....	60	.....	60	529	.....	529	497	.....	497
Other .....	40	.....	40	726	.....	726	855	.....	855
Other .....	50	.....	50	578	.....	578	633	.....	633
Proprietary Receipts from the Public .....	.....	12	-12	.....	203	-203	.....	212	-212
Intrabudgetary Transactions .....	-310	.....	-310	(**)	.....	(**)	26	.....	26
Offsetting Governmental Receipts .....	.....	40	-40	.....	409	-409	.....	380	-380
<b>Total--Department of Justice .....</b>	<b>1,780</b>	<b>80</b>	<b>1,700</b>	<b>23,024</b>	<b>895</b>	<b>22,129</b>	<b>24,939</b>	<b>862</b>	<b>24,077</b>
<b>Department of Labor:</b>									
Employment and Training Administration:									
Training and Employment Services .....	305	.....	305	2,656	.....	2,656	2,831	.....	2,831
Office of Job Corps .....	116	.....	116	1,197	.....	1,197	1,291	.....	1,291
Community Service Employment for Older Americans .....	41	.....	41	325	.....	325	365	.....	365
Federal Unemployment Benefits and Allowances .....	39	.....	39	363	.....	363	466	.....	466
Federal Additional Unemployment Compensation Program-Recovery Act .....	(**)	.....	(**)	-14	.....	-14	-9	.....	-9
State Unemployment Insurance and Employment Service Operations .....	-79	.....	-79	7	.....	7	-2	.....	-2
Payments to the Unemployment Trust Fund .....	.....	.....	.....	31,479	.....	31,479	48,282	.....	48,282
Advances to the Unemployment Trust Fund and Other Funds .....	.....	.....	.....	.....	.....	.....	140	.....	140
State Unemployment Insurance and Employment Service Operations .....	13	.....	13	77	.....	77	78	.....	78
Unemployment Trust Fund:									
Federal-State Unemployment Insurance:									
State Unemployment Benefits .....	4,734	.....	4,734	53,199	.....	53,199	71,255	.....	71,255
State Administrative Expenses .....	469	.....	469	3,376	.....	3,376	3,396	.....	3,396
Federal Administrative Expenses .....	48	.....	48	337	.....	337	315	.....	315
Other .....	-1	.....	-1	(**)	.....	(**)	283	.....	283
<b>Total--Unemployment Trust Fund .....</b>	<b>5,250</b>	<b>.....</b>	<b>5,250</b>	<b>56,912</b>	<b>.....</b>	<b>56,912</b>	<b>75,247</b>	<b>.....</b>	<b>75,247</b>
Other .....	50	.....	50	241	.....	241	20	.....	20
<b>Total--Employment and Training Administration .....</b>	<b>5,735</b>	<b>.....</b>	<b>5,735</b>	<b>93,243</b>	<b>.....</b>	<b>93,243</b>	<b>128,711</b>	<b>.....</b>	<b>128,711</b>

**Table 5. Outlays of the U.S. Government, June 2013 and Other Periods —Continued**

Classification	[\$ millions]								
	This Month			Current Fiscal Year to Date			Prior Fiscal Year to Date		
	Gross Outlays	Applicable Receipts	Outlays	Gross Outlays	Applicable Receipts	Outlays	Gross Outlays	Applicable Receipts	Outlays
<b>Department of Labor:—Continued</b>									
Pension Benefit Guaranty Corporation .....	489	508	-19	4,412	4,962	-550	4,386	4,393	-6
Employment Standards Administration .....	-4	.....	-4	2	.....	2	67	.....	67
Office of Workers' Compensation Programs:									
Special Benefits .....	132	.....	132	-571	.....	-571	-600	.....	-600
Energy Employees Occupational Illness Compensation Fund .....	92	.....	92	977	.....	977	834	.....	834
Special Benefits for Disabled Coal Miners .....	12	.....	12	112	.....	112	127	.....	127
Black Lung Disability Trust Fund .....	19	.....	19	177	.....	177	197	.....	197
Other .....	29	.....	29	279	.....	279	267	.....	267
Wage and Hour Division .....	23	.....	23	214	.....	214	172	.....	172
Occupational Safety and Health Administration .....	40	.....	40	415	.....	415	421	.....	421
Mine Safety and Health Administration .....	29	.....	29	271	.....	271	282	.....	282
Other .....	40	.....	40	402	.....	402	401	.....	401
Departmental Management .....	22	.....	22	372	.....	372	381	.....	381
Other .....	24	.....	24	238	.....	238	215	.....	215
Proprietary Receipts from the Public .....	.....	1	-1	.....	13	-13	.....	84	-84
Intrabudgetary Transactions .....	-218	.....	-218	-32,360	.....	-32,360	-49,498	.....	-49,498
<b>Total--Department of Labor .....</b>	<b>6,463</b>	<b>509</b>	<b>5,955</b>	<b>68,183</b>	<b>4,975</b>	<b>63,208</b>	<b>86,364</b>	<b>4,477</b>	<b>81,887</b>
<b>Department of State:</b>									
Administration of Foreign Affairs:									
Diplomatic and Consular Programs .....	334	.....	334	5,941	.....	5,941	6,276	.....	6,276
Educational and Cultural Exchange Programs .....	45	.....	45	457	.....	457	459	.....	459
Embassy Security, Construction, and Maintenance .....	79	.....	79	1,490	.....	1,490	1,220	.....	1,220
Payment to Foreign Service Retirement and Disability Fund .....	.....	.....	.....	159	.....	159	159	.....	159
Foreign Service Retirement and Disability Fund .....	76	.....	76	671	.....	671	652	.....	652
Other .....	157	.....	157	220	.....	220	-97	.....	-97
<b>Total--Administration of Foreign Affairs .....</b>	<b>691</b>	<b>.....</b>	<b>691</b>	<b>8,938</b>	<b>.....</b>	<b>8,938</b>	<b>8,669</b>	<b>.....</b>	<b>8,669</b>
International Organizations and Conferences .....	19	.....	19	1,291	.....	1,291	2,043	.....	2,043
Global Health and Child Survival .....	357	.....	357	4,151	.....	4,151	4,870	.....	4,870
Migration and Refugee Assistance .....	302	.....	302	1,531	.....	1,531	1,314	.....	1,314
International Narcotics Control and Law Enforcement .....	94	.....	94	1,057	.....	1,057	1,373	.....	1,373
Andean Counterdrug Programs .....	5	.....	5	55	.....	55	85	.....	85
Other .....	113	.....	113	881	.....	881	342	.....	342
Proprietary Receipts from the Public .....	.....	8	-8	.....	37	-37	.....	30	-30
Intrabudgetary Transactions .....	42	.....	42	-165	.....	-165	-5	.....	-5
<b>Total--Department of State .....</b>	<b>1,623</b>	<b>8</b>	<b>1,615</b>	<b>17,740</b>	<b>37</b>	<b>17,703</b>	<b>18,691</b>	<b>30</b>	<b>18,661</b>
<b>Department of Transportation:</b>									
Office of the Secretary .....	40	.....	40	679	.....	679	816	.....	816
Federal Aviation Administration:									
Operations .....	77	.....	77	3,329	.....	3,329	2,583	.....	2,583
Airport and Airway Trust Fund:									
Grants-In-Aid for Airports .....	308	.....	308	2,522	.....	2,522	2,259	.....	2,259
Facilities and Equipment .....	268	.....	268	2,034	.....	2,034	2,103	.....	2,103
Research, Engineering, and Development .....	12	.....	12	107	.....	107	121	.....	121
Trust Fund Share of FAA Operations .....	700	.....	700	3,868	.....	3,868	4,850	.....	4,850
<b>Total--Airport and Airway Trust Fund .....</b>	<b>1,288</b>	<b>.....</b>	<b>1,288</b>	<b>8,531</b>	<b>.....</b>	<b>8,531</b>	<b>9,333</b>	<b>.....</b>	<b>9,333</b>
Other .....	-44	54	-97	5	182	-177	-72	124	-196
<b>Total--Federal Aviation Administration .....</b>	<b>1,321</b>	<b>54</b>	<b>1,268</b>	<b>11,865</b>	<b>182</b>	<b>11,684</b>	<b>11,845</b>	<b>124</b>	<b>11,721</b>
Federal Highway Administration:									
Highway Trust Fund:									
Federal-Aid Highways .....	3,950	.....	3,950	27,667	.....	27,667	26,871	.....	26,871
Other .....	(**)	3	-3	16	12	4	18	19	(**)
Highway Infrastructure Investment, Recovery Act .....	66	.....	66	806	.....	806	2,537	.....	2,537
Other Programs .....	78	.....	78	6,965	.....	6,965	918	.....	918
<b>Total--Federal Highway Administration .....</b>	<b>4,095</b>	<b>3</b>	<b>4,092</b>	<b>35,454</b>	<b>12</b>	<b>35,442</b>	<b>30,345</b>	<b>19</b>	<b>30,326</b>
Federal Motor Carrier Safety Administration .....	40	.....	40	406	.....	406	396	.....	396
National Highway Traffic Safety Administration .....	55	.....	55	559	.....	559	570	.....	570
Federal Railroad Administration:									
Operating Subsidy Grants to the National Railroad Passenger Corporation .....	.....	.....	.....	343	.....	343	381	.....	381
Capital and Debt Service Grants to the National Railroad Passenger Corporation .....	52	.....	52	675	.....	675	797	.....	797
Capital Assistance for High Speed Rail Corridors and Intercity Passenger Rail Service .....	52	.....	52	390	.....	390	334	.....	334
Other .....	34	(**)	34	446	(**)	446	282	(**)	282
<b>Total--Federal Railroad Administration .....</b>	<b>139</b>	<b>(**)</b>	<b>139</b>	<b>1,855</b>	<b>(**)</b>	<b>1,855</b>	<b>1,794</b>	<b>(**)</b>	<b>1,794</b>

**Table 5. Outlays of the U.S. Government, June 2013 and Other Periods —Continued**

Classification	This Month			Current Fiscal Year to Date			Prior Fiscal Year to Date		
	Gross Outlays	Applicable Receipts	Outlays	Gross Outlays	Applicable Receipts	Outlays	Gross Outlays	Applicable Receipts	Outlays
<b>Department of Transportation:—Continued</b>									
Federal Transit Administration:									
Formula Grants.....	4	.....	4	103	.....	103	137	.....	137
Capital Investment Grants.....	94	.....	94	1,414	.....	1,414	1,652	.....	1,652
Transit Formula Grants.....	633	.....	633	5,579	.....	5,579	5,830	.....	5,830
Transit Capital Assistance, Recovery Act.....	52	.....	52	484	.....	484	852	.....	852
Other.....	41	.....	41	459	.....	459	250	.....	250
Total—Federal Transit Administration.....	824	.....	824	8,039	.....	8,039	8,720	.....	8,720
Maritime Administration.....	64	2	62	370	14	355	224	21	203
Other.....	28	2	26	334	20	314	258	17	242
Proprietary Receipts from the Public.....	.....	15	-15	.....	62	-62	.....	173	-173
Intrabudgetary Transactions:									
Payment from the General Fund, Highway Trust Fund.....	.....	.....	.....	-6,200	.....	-6,200	.....	.....	.....
Other.....	(**)	.....	(**)	-1	.....	-1	-1	.....	-1
Offsetting Governmental Receipts.....	.....	71	-71	.....	77	-77	.....	88	-88
Total—Department of Transportation.....	6,607	146	6,461	53,358	366	52,992	54,967	440	54,527
<b>Department of the Treasury:</b>									
Departmental Offices:									
Exchange Stabilization Fund.....	.....	5	-5	.....	102	-102	.....	162	-162
Grants for Specified Energy Property in Lieu of Tax Credit.....	489	.....	489	4,799	.....	4,799	3,368	.....	3,368
Housing and Economic Recovery Programs.....	.....	.....	.....	7	.....	7	18,668	.....	18,668
Troubled Asset Relief Programs.....	326	.....	326	3,524	.....	3,524	29,392	.....	29,392
Other.....	275	.....	275	1,574	.....	1,574	1,941	.....	1,941
Bureau of the Fiscal Service.....									
Payment to the Resolution Funding Corporation.....	.....	.....	.....	1,976	.....	1,976	1,976	.....	1,976
Financial Agent Services.....	39	.....	39	460	.....	460	455	.....	455
Interest Paid to Credit Financing Accounts.....	.....	.....	.....	2	.....	2	2	.....	2
Claims, Judgments, and Relief Acts.....	35	.....	35	5,055	.....	5,055	1,718	.....	1,718
Other.....	162	.....	162	713	(**)	713	2,168	(**)	2,168
Total—Bureau of the Fiscal Service.....	235	.....	235	8,207	(**)	8,207	6,319	(**)	6,319
Federal Financing Bank.....									
Alcohol and Tobacco Tax and Trade Bureau:	.....	.....	.....	.....	.....	.....	.....	.....	.....
Salaries and Expenses.....	6	.....	6	70	.....	70	78	.....	78
Internal Revenue Collections for Puerto Rico.....	29	.....	29	257	.....	257	298	.....	298
Bureau of Engraving and Printing.....	-14	.....	-14	13	.....	13	-5	.....	-5
United States Mint.....	300	333	-32	3,749	3,947	-197	3,030	3,165	-135
Bureau of the Public Debt.....	40	.....	40	194	.....	194	213	.....	213
Internal Revenue Service:									
Taxpayer Services.....	151	.....	151	1,816	.....	1,816	1,834	.....	1,834
Enforcement.....	349	.....	349	3,865	.....	3,865	4,047	.....	4,047
Operations Support.....	281	.....	281	2,980	.....	2,980	3,075	.....	3,075
Build America Bond Payments, Recovery Act.....	289	.....	289	3,046	.....	3,046	2,945	.....	2,945
Payment Where Earned Income Credit Exceeds Liability for Tax.....	522	.....	522	56,840	.....	56,840	54,475	.....	54,475
Payment Where Child Tax Credit Exceeds Liability for Tax.....	259	.....	259	21,233	.....	21,233	21,683	.....	21,683
Payment Where Tax Credits to Aid First Time Homebuyers Exceeds Liability for Tax.....	1	.....	1	14	.....	14	48	.....	48
Payment Where Making Work Pay Credit Exceeds Liability for Tax, Recovery Act.....	5	.....	5	-18	.....	-18	269	.....	269
Refunding Internal Revenue Collections, Interest.....	114	.....	114	2,407	.....	2,407	2,351	.....	2,351
Other.....	157	1	156	5,481	2	5,478	7,410	2	7,408
Total—Internal Revenue Service.....	2,128	1	2,127	97,664	2	97,662	98,137	2	98,134
Comptroller of the Currency.....	75	(**)	75	808	508	300	807	497	311
Interest on the Public Debt:									
Interest on Treasury Debt Securities (Gross):									
Public Issues (Accrual Basis).....	17,860	.....	17,860	184,112	.....	184,112	188,504	.....	188,504
Special Issues (Cash Basis).....	75,172	.....	75,172	161,150	.....	161,150	186,808	.....	186,808
Total—Interest on Treasury Debt Securities (Gross).....	93,032	.....	93,032	345,261	.....	345,261	375,312	.....	375,312
Total—Interest on the Public Debt.....	93,032	.....	93,032	345,261	.....	345,261	375,312	.....	375,312
Other.....	12	.....	12	79	.....	79	74	.....	74
Proprietary Receipts from the Public.....	.....	66,879	-66,879	.....	95,681	-95,681	.....	28,369	-28,369
Intrabudgetary Transactions.....	-197	.....	-197	-1,803	.....	-1,803	-1,818	.....	-1,818
Total—Department of the Treasury.....	96,863	67,217	29,646	463,957	100,240	363,717	535,597	32,194	503,403

**Table 5. Outlays of the U.S. Government, June 2013 and Other Periods —Continued**

Classification	[\$ millions]								
	This Month			Current Fiscal Year to Date			Prior Fiscal Year to Date		
	Gross Outlays	Applicable Receipts	Outlays	Gross Outlays	Applicable Receipts	Outlays	Gross Outlays	Applicable Receipts	Outlays
<b>Department of Veterans Affairs:</b>									
Joint DOD-VA Medical Facility Demonstration Fund.....	29	.....	29	256	.....	256	248	.....	248
<b>Veterans Health Administration:</b>									
Medical Services.....	3,222	.....	3,222	30,955	.....	30,955	29,777	.....	29,777
Medical Support and Compliance.....	390	.....	390	3,901	.....	3,901	3,715	.....	3,715
Medical Facilities.....	423	.....	423	4,005	.....	4,005	3,943	.....	3,943
Other.....	70	31	38	747	294	453	797	297	500
<b>Benefit Programs:</b>									
<b>Public Enterprise Funds:</b>									
Housing Accounts.....	(**)	2	-1	4	17	-13	4	9	-6
Other.....	71	120	-48	835	852	-17	931	910	22
Compensation and Pensions.....	874	.....	874	47,730	.....	47,730	43,618	.....	43,618
Readjustment Benefits.....	496	.....	496	9,746	.....	9,746	8,152	.....	8,152
Veterans Housing Benefit Program Fund.....	1,379	.....	1,379	1,424	.....	1,424	1,650	.....	1,650
<b>Insurance Funds:</b>									
National Service Life.....	79	.....	79	767	.....	767	805	.....	805
Veterans Special Life.....	13	55	-42	121	123	-2	120	130	-10
Other.....	29	.....	29	69	.....	69	56	.....	56
<b>Total--Benefit Programs.....</b>	<b>2,941</b>	<b>176</b>	<b>2,765</b>	<b>60,697</b>	<b>991</b>	<b>59,706</b>	<b>55,336</b>	<b>1,049</b>	<b>54,287</b>
<b>Departmental Administration:</b>									
Construction.....	110	.....	110	858	.....	858	944	.....	944
Information Technology Systems.....	278	.....	278	2,450	.....	2,450	2,523	.....	2,523
General Operating Expenses.....	201	.....	201	1,598	.....	1,598	1,581	(**)	1,580
Other.....	58	.....	58	741	.....	741	904	1	903
<b>Proprietary Receipts from the Public:</b>									
National Service Life.....	.....	4	-4	.....	42	-42	.....	62	-62
Other.....	.....	393	-393	.....	2,539	-2,539	.....	2,548	-2,548
Intrabudgetary Transactions.....	32	.....	32	6	.....	6	-10	.....	-10
<b>Total--Department of Veterans Affairs.....</b>	<b>7,753</b>	<b>603</b>	<b>7,150</b>	<b>106,214</b>	<b>3,865</b>	<b>102,348</b>	<b>99,759</b>	<b>3,956</b>	<b>95,802</b>
<b>Corps of Engineers:</b>									
Construction.....	148	.....	148	1,630	.....	1,630	1,951	.....	1,951
Operation and Maintenance.....	210	.....	210	2,074	.....	2,074	1,465	.....	1,465
Flood Control and Coastal Emergencies.....	38	.....	38	484	.....	484	932	.....	932
Harbor Maintenance Trust Fund.....	.....	.....	.....	.....	.....	.....	625	.....	625
Rivers and Harbors Contributed Funds.....	31	.....	31	300	.....	300	369	.....	369
Other.....	43	.....	43	1,019	.....	1,019	1,032	.....	1,032
Proprietary Receipts from the Public.....	.....	33	-33	.....	626	-626	.....	390	-390
Intrabudgetary Transactions.....	(**)	.....	(**)	1	.....	1	(**)	.....	(**)
<b>Total--Corps of Engineers.....</b>	<b>470</b>	<b>33</b>	<b>437</b>	<b>5,509</b>	<b>626</b>	<b>4,883</b>	<b>6,375</b>	<b>390</b>	<b>5,985</b>
<b>Other Defense Civil Programs:</b>									
<b>Military Retirement:</b>									
Payment to Military Retirement Fund.....	.....	.....	.....	67,733	.....	67,733	64,751	.....	64,751
Military Retirement Fund.....	398	.....	398	40,646	.....	40,646	39,566	.....	39,566
<b>Retiree Health Care:</b>									
<b>Payment to Department of Defense</b>									
Medicare-Eligible Retiree Health Care Fund.....	.....	.....	.....	6,142	.....	6,142	6,716	.....	6,716
<b>Department of Defense Medicare-Eligible Retiree Health Care Fund.....</b>									
Retiree Health Care Fund.....	581	.....	581	6,146	.....	6,146	6,611	.....	6,611
Educational Benefits.....	19	.....	19	307	.....	307	308	.....	308
Other.....	20	.....	20	211	.....	211	186	.....	186
Proprietary Receipts from the Public.....	.....	-1	1	.....	12	-12	.....	13	-13
Intrabudgetary Transactions.....	135	.....	135	-78,229	.....	-78,229	-77,779	.....	-77,779
<b>Total--Other Defense Civil Programs.....</b>	<b>1,152</b>	<b>-1</b>	<b>1,153</b>	<b>42,956</b>	<b>12</b>	<b>42,944</b>	<b>40,361</b>	<b>13</b>	<b>40,348</b>
<b>Environmental Protection Agency:</b>									
Science and Technology.....	53	.....	53	588	.....	588	615	.....	615
Environmental Programs and Management.....	189	.....	189	1,924	.....	1,924	2,036	.....	2,036
State and Tribal Assistance Grants.....	266	.....	266	3,613	.....	3,613	3,827	.....	3,827
Payment to the Hazardous Substance Superfund.....	406	.....	406	1,096	.....	1,096	1,075	.....	1,075
Hazardous Substance Superfund.....	90	.....	90	965	.....	965	1,033	.....	1,033
Other.....	12	(**)	12	191	27	163	191	22	169
Proprietary Receipts from the Public.....	.....	4	-4	.....	33	-33	.....	29	-29
Intrabudgetary Transactions.....	-406	.....	-406	-1,076	.....	-1,076	-1,058	.....	-1,058
Offsetting Governmental Receipts.....	.....	1	-1	.....	29	-29	.....	20	-20
<b>Total--Environmental Protection Agency.....</b>	<b>610</b>	<b>5</b>	<b>604</b>	<b>7,301</b>	<b>89</b>	<b>7,212</b>	<b>7,720</b>	<b>71</b>	<b>7,649</b>
<b>Executive Office of the President:</b>									
The White House.....	4	.....	4	40	.....	40	44	.....	44
Office of Management and Budget.....	6	.....	6	64	.....	64	67	.....	67
Unanticipated Needs.....	1	.....	1	9	.....	9	13	.....	13
Other.....	17	.....	17	169	.....	169	173	.....	173
Proprietary Receipts from the Public.....	.....	(**)	(**)	.....	(**)	(**)	.....	1	-1
Intrabudgetary Transactions.....	.....	.....	.....	(**)	.....	(**)	(**)	.....	(**)
<b>Total--Executive Office of the President.....</b>	<b>28</b>	<b>(**)</b>	<b>28</b>	<b>281</b>	<b>(**)</b>	<b>281</b>	<b>297</b>	<b>1</b>	<b>297</b>

**Table 5. Outlays of the U.S. Government, June 2013 and Other Periods —Continued**

Classification	This Month			Current Fiscal Year to Date			Prior Fiscal Year to Date		
	Gross Outlays	Applicable Receipts	Outlays	Gross Outlays	Applicable Receipts	Outlays	Gross Outlays	Applicable Receipts	Outlays
<b>General Services Administration:</b>									
Real Property Activities.....	-126	.....	-126	-257	.....	-257	1,125	.....	1,125
Supply and Technology Activities .....	42	.....	42	-32	.....	-32	-61	.....	-61
General Activities.....	10	.....	10	179	.....	179	185	.....	185
Proprietary Receipts from the Public.....	.....	30	-30	.....	106	-106	.....	214	-214
Intrabudgetary Transactions.....	(**)	.....	(**)	-5	.....	-5	-6	.....	-6
<b>Total--General Services Administration.....</b>	<b>-73</b>	<b>30</b>	<b>-103</b>	<b>-115</b>	<b>106</b>	<b>-221</b>	<b>1,242</b>	<b>214</b>	<b>1,029</b>
<b>International Assistance Programs:</b>									
Millennium Challenge Corporation.....	171	.....	171	1,031	.....	1,031	1,129	.....	1,129
<b>International Security Assistance:</b>									
Foreign Military Financing Program .....	132	.....	132	4,274	.....	4,274	4,923	.....	4,923
Economic Support Fund .....	561	.....	561	3,034	.....	3,034	4,046	.....	4,046
Other .....	33	6	27	684	89	595	943	92	851
<b>Total--International Security Assistance.....</b>	<b>726</b>	<b>6</b>	<b>720</b>	<b>7,991</b>	<b>89</b>	<b>7,902</b>	<b>9,913</b>	<b>92</b>	<b>9,820</b>
<b>Multilateral Assistance:</b>									
<b>Contribution to the International Development Association:</b>									
Association .....	1,351	.....	1,351	1,351	.....	1,351	1,492	.....	1,492
Other .....	583	.....	583	1,369	.....	1,369	1,534	.....	1,534
<b>Total--Multilateral Assistance.....</b>	<b>1,934</b>	.....	<b>1,934</b>	<b>2,720</b>	.....	<b>2,720</b>	<b>3,026</b>	.....	<b>3,026</b>
<b>Agency for International Development:</b>									
Development Assistance Program.....	155	.....	155	1,499	.....	1,499	1,194	.....	1,194
Assistance for Europe, Eurasia and Central Asia.....	39	.....	39	402	.....	402	388	.....	388
International Disaster Assistance.....	31	.....	31	854	.....	854	701	.....	701
Operating Expenses .....	157	.....	157	1,067	.....	1,067	947	.....	947
Other .....	82	9	73	709	255	454	458	271	187
Proprietary Receipts from the Public.....	.....	(**)	(**)	.....	168	-168	.....	54	-54
Intrabudgetary Transactions .....	-2	.....	-2	13	.....	13	-40	.....	-40
<b>Total--Agency for International Development.....</b>	<b>461</b>	<b>9</b>	<b>452</b>	<b>4,544</b>	<b>423</b>	<b>4,121</b>	<b>3,648</b>	<b>325</b>	<b>3,323</b>
<b>Overseas Private Investment Corporation:</b>									
Overseas Private Investment Corporation Accounts.....	17	1	16	69	142	-72	55	157	-102
Proprietary Receipts from the Public.....	.....	7	-7	.....	148	-148	.....	67	-67
<b>Total--Overseas Private Investment Corporation.....</b>	<b>17</b>	<b>8</b>	<b>9</b>	<b>69</b>	<b>290</b>	<b>-221</b>	<b>55</b>	<b>224</b>	<b>-169</b>
Peace Corps.....	26	(**)	26	251	1	251	278	(**)	278
International Monetary Programs.....	-42	25	-68	589	25	563	676	.....	676
<b>Military Sales Programs:</b>									
Foreign Military Sales Trust Fund .....	2,328	.....	2,328	18,896	.....	18,896	19,130	.....	19,130
Other .....	2	.....	2	3	39	-36	.....	100	-100
Proprietary Receipts from the Public.....	.....	2,425	-2,425	.....	19,539	-19,539	.....	18,813	-18,813
Other .....	1	(**)	1	73	1	71	82	1	81
<b>Total--International Assistance Programs.....</b>	<b>5,623</b>	<b>2,473</b>	<b>3,150</b>	<b>36,167</b>	<b>20,408</b>	<b>15,759</b>	<b>37,937</b>	<b>19,556</b>	<b>18,381</b>
<b>National Aeronautics and Space Administration:</b>									
Science.....	435	.....	435	3,451	.....	3,451	3,485	.....	3,485
Aeronautics.....	43	.....	43	412	.....	412	440	.....	440
Exploration.....	277	.....	277	3,049	.....	3,049	2,573	.....	2,573
Cross Agency Support.....	212	.....	212	2,044	.....	2,044	2,206	.....	2,206
Space Operations.....	242	.....	242	2,619	.....	2,619	2,883	.....	2,883
Other .....	69	.....	69	757	.....	757	467	.....	467
Proprietary Receipts from the Public.....	.....	1	-1	.....	8	-8	.....	2	-2
Intrabudgetary Transactions.....	(**)	.....	(**)	-3	.....	-3	6	.....	6
<b>Total--National Aeronautics and Space Administration.....</b>	<b>1,279</b>	<b>1</b>	<b>1,278</b>	<b>12,329</b>	<b>8</b>	<b>12,321</b>	<b>12,060</b>	<b>2</b>	<b>12,059</b>
<b>National Science Foundation:</b>									
Research and Related Activities.....	555	.....	555	4,133	.....	4,133	3,972	.....	3,972
Education and Human Resources .....	78	.....	78	609	.....	609	696	.....	696
Other .....	50	.....	50	455	.....	455	486	.....	486
Proprietary Receipts from the Public.....	.....	9	-9	.....	40	-40	.....	42	-42
<b>Total--National Science Foundation.....</b>	<b>683</b>	<b>9</b>	<b>674</b>	<b>5,197</b>	<b>40</b>	<b>5,157</b>	<b>5,154</b>	<b>42</b>	<b>5,112</b>
<b>Office of Personnel Management:</b>									
<b>Government Payment for Annuitants, Employees Health and Life Insurance Benefits:</b>									
Civil Service Retirement and Disability Fund .....	6,424	.....	6,424	57,790	.....	57,790	55,179	.....	55,179
Employees Life Insurance Fund .....	209	251	-42	2,115	2,857	-742	2,002	3,323	-1,322
Employees and Retired Employees Health Benefits Fund.....	3,534	3,655	-122	32,515	34,084	-1,569	31,848	33,299	-1,450
Other .....	23	.....	23	308	.....	308	7	.....	7
Proprietary Receipts from the Public.....	.....	1	-1	.....	15	-15	.....	16	-16
<b>Intrabudgetary Transactions:</b>									
Postal Service Contributions.....	-785	.....	-785	-1,578	.....	-1,578	-1,640	.....	-1,640
<b>Civil Service Retirement and Disability Fund:</b>									
Other .....	-4	.....	-4	-37	.....	-37	-38	.....	-38
<b>Total--Office of Personnel Management.....</b>	<b>10,284</b>	<b>3,907</b>	<b>6,377</b>	<b>99,252</b>	<b>36,955</b>	<b>62,297</b>	<b>95,380</b>	<b>36,638</b>	<b>58,742</b>



**Table 5. Outlays of the U.S. Government, June 2013 and Other Periods —Continued**

Classification	[ \$ millions ]			Current Fiscal Year to Date			Prior Fiscal Year to Date		
	Gross Outlays	Applicable Receipts	Outlays	Gross Outlays	Applicable Receipts	Outlays	Gross Outlays	Applicable Receipts	Outlays
<b>Small Business Administration:</b>									
Salaries and Expenses .....	67	.....	67	132	(**)	132	326	.....	326
Business Loans Program .....	31	(**)	30	1,188	2	1,187	2,817	17	2,801
Disaster Loans Program .....	8	(**)	8	529	1	529	376	1	375
Other .....	3	1	1	25	12	13	26	7	19
Proprietary Receipts from the Public .....	.....	(**)	(**)	.....	1,697	-1,697	.....	868	-868
Intrabudgetary Transactions .....	(**)	.....	(**)	(**)	.....	(**)	(**)	.....	(**)
<b>Total--Small Business Administration .....</b>	<b>108</b>	<b>2</b>	<b>106</b>	<b>1,875</b>	<b>1,711</b>	<b>164</b>	<b>3,546</b>	<b>893</b>	<b>2,652</b>
<b>Social Security Administration:</b>									
Payments to Social Security Trust Funds .....	-371	.....	-371	49,523	.....	49,523	106,165	.....	106,165
Supplemental Security Income Program .....	196	.....	196	41,988	.....	41,988	40,722	.....	40,722
<b>Federal Old-Age and Survivors Insurance Trust Fund (Off-Budget):</b>									
Benefit Payments .....	56,181	.....	56,181	494,469	.....	494,469	467,265	.....	467,265
Administrative Expenses .....	280	.....	280	2,624	.....	2,624	2,527	.....	2,527
Payment to Railroad Retirement Account .....	3,948	.....	3,948	3,948	.....	3,948	4,139	.....	4,139
<b>Total--FOASI Trust Fund .....</b>	<b>60,410</b>	<b>.....</b>	<b>60,410</b>	<b>501,041</b>	<b>.....</b>	<b>501,041</b>	<b>473,931</b>	<b>.....</b>	<b>473,931</b>
<b>Federal Disability Insurance Trust Fund (Off-Budget):</b>									
Benefit Payments .....	11,815	.....	11,815	104,439	.....	104,439	100,796	.....	100,796
Administrative Expenses .....	214	.....	214	2,008	.....	2,008	2,098	.....	2,098
Payment to Railroad Retirement Account .....	551	.....	551	551	.....	551	512	.....	512
<b>Total--FDI Trust Fund .....</b>	<b>12,580</b>	<b>.....</b>	<b>12,580</b>	<b>106,998</b>	<b>.....</b>	<b>106,998</b>	<b>103,406</b>	<b>.....</b>	<b>103,406</b>
Other .....	29	.....	29	231	.....	231	168	.....	168
<b>Proprietary Receipts from the Public:</b>									
On-Budget .....	.....	249	-249	.....	2,030	-2,030	.....	2,120	-2,120
Off-Budget .....	.....	5	-5	.....	98	-98	.....	91	-91
<b>Intragovernmental Transactions:</b>									
Off-Budget <sup>1</sup> .....	371	.....	371	-49,522	.....	-49,522	-106,163	.....	-106,163
<b>Total--Social Security Administration .....</b>	<b>73,215</b>	<b>254</b>	<b>72,961</b>	<b>650,260</b>	<b>2,128</b>	<b>648,131</b>	<b>618,229</b>	<b>2,211</b>	<b>616,018</b>
<b>Other Independent Agencies:</b>									
Broadcasting Board of Governors .....	51	(**)	51	522	-1	523	519	(**)	520
Bureau of Consumer Financial Protection .....	33	.....	33	255	(**)	255	171	(**)	171
Corporation for National and Community Service .....	70	(**)	70	705	(**)	705	731	1	730
Corporation for Public Broadcasting .....	.....	.....	.....	422	.....	422	444	.....	444
<b>District of Columbia:</b>									
Courts .....	23	.....	23	241	.....	241	242	.....	242
General and Special Payments .....	47	(**)	47	439	(**)	439	453	(**)	453
Equal Employment Opportunity Commission .....	27	1	27	250	2	248	265	2	263
Export-Import Bank of the United States .....	-55	39	-93	-795	42	-837	228	732	-504
<b>Federal Communications Commission:</b>									
Universal Service Fund .....	720	.....	720	6,921	.....	6,921	6,888	.....	6,888
Spectrum Auction Program Account .....	(**)	.....	(**)	(**)	.....	(**)	20	.....	20
Other .....	33	2	30	244	28	216	228	21	206
<b>Federal Deposit Insurance Corporation:</b>									
Deposit Insurance Fund .....	5,066	.....	5,066	3,918	-1,103	5,021	4,616	353	4,263
FSLIC Resolution Fund .....	1	(**)	1	187	6	180	55	57	-2
<b>Total--Federal Deposit Insurance Corporation .....</b>	<b>5,066</b>	<b>(**)</b>	<b>5,066</b>	<b>4,104</b>	<b>-1,097</b>	<b>5,201</b>	<b>4,671</b>	<b>410</b>	<b>4,261</b>
Federal Drug Control Programs .....	22	.....	22	187	.....	187	295	.....	295
Federal Housing Finance Agency .....	20	.....	20	177	.....	177	170	.....	170
Intelligence Community Management Account .....	5	.....	5	330	.....	330	485	.....	485
Legal Services Corporation .....	30	.....	30	260	.....	260	265	.....	265
National Archives and Records Administration .....	32	3	30	314	25	289	299	20	278
National Credit Union Administration .....	32	17	16	5,855	2,683	3,173	2,997	1,009	1,988
National Endowment for the Arts .....	10	(**)	10	107	(**)	106	115	1	115
National Endowment for the Humanities .....	14	(**)	14	106	1	106	112	1	111
Institute of Museum and Library Services .....	20	(**)	20	183	1	182	189	1	189
National Labor Relations Board .....	20	(**)	20	199	(**)	198	201	(**)	201
Nuclear Regulatory Commission .....	83	6	77	752	663	90	785	652	134
<b>Postal Service:</b>									
<b>Off-Budget:</b>									
Public Enterprise Funds .....	4,873	4,964	-90	54,517	57,196	-2,679	52,234	52,252	-17
Other .....	.....	.....	.....	255	.....	255	256	.....	256
Other .....	.....	.....	.....	78	.....	78	74	.....	74

**Table 5. Outlays of the U.S. Government, June 2013 and Other Periods —Continued**

Classification	This Month			Current Fiscal Year to Date			Prior Fiscal Year to Date		
	Gross Outlays	Applicable Receipts	Outlays	Gross Outlays	Applicable Receipts	Outlays	Gross Outlays	Applicable Receipts	Outlays
<b>Other Independent Agencies:—Continued</b>									
Railroad Retirement Board:									
Federal Windfall Subsidy .....	3	.....	3	32	.....	32	37	.....	37
Federal Payments to the Railroad Retirement Accounts.....	(**)	.....	(**)	518	.....	518	618	.....	618
Railroad Unemployment Insurance Trust Fund:									
Benefit Payments.....	4	.....	4	64	.....	64	61	.....	61
Transfer to Administrative Funds .....	1	.....	1	10	.....	10	11	.....	11
Rail Industry Pension Fund:									
Benefit Payments.....	415	.....	415	3,667	.....	3,667	3,568	.....	3,568
Advances from FOASDI Fund.....	-120	.....	-120	-1,074	.....	-1,074	-1,047	.....	-1,047
OASDI Certifications.....	120	.....	120	1,074	.....	1,074	1,047	.....	1,047
Transfer to Administrative Funds .....	3	.....	3	45	.....	45	50	.....	50
Other.....	(**)	.....	(**)	4	.....	4	1	.....	1
National Railroad Retirement Investment Trust:									
Administrative Expenses.....	(**)	.....	(**)	46	.....	46	49	.....	49
Transfers to the Railroad Retirement Trust Funds from the National Railroad Retirement Investment Trust.....	.....	.....	.....	1,138	.....	1,138	1,462	.....	1,462
Railroad Social Security Equivalent Benefit Account:									
Benefit Payments.....	669	.....	669	5,121	.....	5,121	4,990	.....	4,990
Transfer to Administrative Funds .....	1	.....	1	20	.....	20	22	.....	22
Other .....	7	.....	7	8	.....	8	7	.....	7
Proprietary Receipts from the Public.....	.....	17	-17	.....	2,666	-2,666	.....	169	-169
Intrabudgetary Transactions:									
Other.....	.....	.....	.....	-1,656	.....	-1,656	-2,080	.....	-2,080
Total--Railroad Retirement Board .....	-3,396	17	-3,413	4,519	2,666	1,852	4,146	169	3,977
Securities and Exchange Commission.....	108	(**)	108	530	1	529	414	(**)	413
Smithsonian Institution.....	74	.....	74	741	(**)	741	737	(**)	737
Tennessee Valley Authority .....	4,711	4,528	182	46,337	45,922	416	33,195	32,854	341
Other .....	266	-23	289	1,915	253	1,662	2,483	280	2,203
<b>Total--Other Independent Agencies .....</b>	<b>12,940</b>	<b>9,553</b>	<b>3,387</b>	<b>130,671</b>	<b>108,385</b>	<b>22,286</b>	<b>114,311</b>	<b>88,405</b>	<b>25,907</b>
<b>Undistributed Offsetting Receipts:</b>									
Other Interest.....	.....	(**)	(**)	.....	(**)	(**)	.....	(**)	(**)
Employer Share, Employee Retirement:									
Department of Health and Human Services:									
Federal Hospital Insurance Trust Fund:									
Federal Employer Contributions.....	-297	.....	-297	-2,670	.....	-2,670	-2,622	.....	-2,622
Postal Service Employer Contributions .....	-50	.....	-50	-442	.....	-442	-438	.....	-438
Department of State:									
Foreign Service Retirement and Disability Fund .....	-25	.....	-25	-247	.....	-247	-242	.....	-242
Other Defense Civil Programs:									
Military Retirement Fund.....	-1,759	.....	-1,759	-22,153	.....	-22,153	-21,909	.....	-21,909
Department of Defense Medicare-Eligible Retiree Health Care Fund .....									
.....	.....	.....	.....	-8,529	.....	-8,529	-11,145	.....	-11,145
Office of Personnel Management:									
Postal Service Contributions for Benefits Civil Service Retirement and Disability Fund .....									
.....	-1,879	.....	-1,879	-18,434	.....	-18,434	-19,170	.....	-19,170
Social Security Administration (Off-Budget):									
Federal Old-Age and Survivors Insurance Trust Fund:									
Federal Employer Contributions.....	-1,191	.....	-1,191	-10,242	.....	-10,242	-9,894	.....	-9,894
Federal Disability Insurance Trust Fund:									
Federal Employer Contributions.....	-202	.....	-202	-1,740	.....	-1,740	-1,677	.....	-1,677
Other .....	(**)	.....	(**)	-2	.....	-2	-1	.....	-1
Total--Employer Share, Employee Retirement.....	-5,402	.....	-5,402	-64,459	.....	-64,459	-67,099	.....	-67,099

**Table 5. Outlays of the U.S. Government, June 2013 and Other Periods —Continued**

Classification	This Month			Current Fiscal Year to Date			Prior Fiscal Year to Date		
	Gross Outlays	Applicable Receipts	Outlays	Gross Outlays	Applicable Receipts	Outlays	Gross Outlays	Applicable Receipts	Outlays
Undistributed Offsetting Receipts:—Continued									
Interest Received by Trust Funds:									
Judicial Branch:									
Judicial Survivors Annuity Fund.....	(**)	.....	(**)	-8	.....	-8	-6	.....	-6
Department of Health and Human Services:									
Federal Hospital Insurance Trust Fund.....	-4,654	.....	-4,654	-9,837	.....	-9,837	-11,207	.....	-11,207
Federal Supplementary Medical Insurance Trust Fund.....	-1,156	.....	-1,156	-2,472	.....	-2,472	-2,920	.....	-2,920
Department of Homeland Security:									
Oil Spill Liability Trust Fund.....	(**)	.....	(**)	5	.....	5	-23	.....	-23
Other.....	-2	.....	-2	-9	.....	-9	-11	.....	-11
Department of Labor:									
Unemployment Trust Fund.....	-284	.....	-284	-551	.....	-551	-446	.....	-446
Department of State:									
Foreign Service Retirement and Disability Fund.....	-341	.....	-341	-682	.....	-682	-726	.....	-726
Department of Transportation:									
Airport and Airway Trust Fund.....	-115	.....	-115	-227	.....	-227	-215	.....	-215
Department of Veterans Affairs:									
National Service Life Insurance Fund.....	-149	.....	-149	-315	.....	-315	-364	.....	-364
United States Government Life Insurance Fund.....	(**)	.....	(**)	-1	.....	-1	-1	.....	-1
Corps of Engineers.....	(**)	.....	(**)	-136	.....	-136	-11	.....	-11
Other Defense Civil Programs:									
Military Retirement Fund.....	326	.....	326	550	.....	550	-11,768	.....	-11,768
Educational Benefits Fund.....	1	.....	1	-54	.....	-54	-48	.....	-48
Armed Forces Retirement Home.....	(**)	.....	(**)	-2	.....	-2	-4	.....	-4
Environmental Protection Agency.....	(**)	.....	(**)	-37	.....	-37	-42	.....	-42
Office of Personnel Management:									
Civil Service Retirement and Disability Fund.....	-15,804	.....	-15,804	-32,083	.....	-32,083	-34,603	.....	-34,603
Social Security Administration (Off-Budget):									
Federal Old-Age and Survivors Insurance Trust Fund.....	-49,878	.....	-49,878	-99,968	.....	-99,968	-105,135	.....	-105,135
Federal Disability Insurance Trust Fund.....	-2,431	.....	-2,431	-5,476	.....	-5,476	-7,103	.....	-7,103
Independent Agencies:									
Railroad Retirement Board.....	30	.....	30	-7	.....	-7	-25	.....	-25
Other.....	-1	.....	-1	-9	.....	-9	-12	.....	-12
Other.....	(**)	.....	(**)	-103	.....	-103	-53	.....	-53
Total--Interest Received by Trust Funds.....	-74,458	.....	-74,458	-151,421	.....	-151,421	-174,722	.....	-174,722
Rents and Royalties on the Outer Continental Shelf Lands.....	.....	437	-437	.....	6,228	-6,228	.....	4,650	-4,650
Sale of Major Assets.....	.....	.....	.....	.....	2,588	-2,588	.....	3,996	-3,996
Total--Undistributed Offsetting Receipts.....	-79,860	437	-80,297	-215,880	8,816	-224,695	-241,821	8,646	-250,467
Total Outlays.....	293,903	123,777	170,126	3,028,474	431,506	2,596,968	3,061,394	333,077	2,728,317
Total On-Budget.....	269,371	118,808	150,562	2,532,610	374,212	2,158,399	2,661,539	280,735	2,380,804
Total Off-Budget.....	24,532	4,969	19,564	495,864	57,294	438,569	399,855	52,342	347,513
Total Surplus (+) or Deficit.....			+116,501			-509,825			-904,236
Total On-Budget.....			+69,830			-576,730			-990,886
Total Off-Budget.....			+46,672			+66,905			+86,650

**MEMORANDUM**

Receipts Offset Against Outlays (In Millions)

	Current Fiscal Year to Date	Comparable Period Prior Fiscal Year
Proprietary Receipts.....	252,655	172,896
Intrabudgetary Transactions.....	576,369	664,701
Governmental Receipts.....	6,577	6,403
Total Receipts Offset Against Outlays.....	835,602	844,000

<sup>1</sup>Includes FICA and SECA tax credits, non-contributory military service credits, special benefits for the aged, and credit for the unnegotiated OASI benefit checks.  
... No Transactions

(\*\*) Less than \$500,000  
Note: Details may not add to totals due to rounding.

**Table 6. Means of Financing the Deficit or Disposition of Surplus by the U.S. Government, June 2013 and Other Periods**

[\$ millions]

Assets and Liabilities Directly Related to Budget Off-Budget Activity	Net Transactions (-) denotes net reduction of either liability or asset accounts			Account Balances Current Fiscal Year		
	This Month	Fiscal Year to Date		Beginning of		Close of This Month
		This Year	Prior Year	This Year	This Month	
<b>Liability Accounts:</b>						
Borrowing from the Public:						
Treasury Securities, Issued Under General						
Financing Authorities:						
Debt Held by the Public .....	4,142	631,706	917,153	11,269,586	11,897,151	11,901,292
Intragovernmental Holdings .....	-4,643	40,372	147,544	4,796,656	4,841,671	4,837,028
Total Treasury Securities Outstanding .....	-502	672,079	1,064,697	16,066,241	16,738,822	16,738,320
Plus Premium on Treasury Securities .....	-345	4,481	7,823	32,809	37,634	37,289
Less Discount on Treasury Securities .....	2,782	3,099	165	75,337	75,654	78,436
Total Treasury Securities Net of Premium and Discount .....	-3,629	673,461	1,072,354	16,023,712	16,700,802	16,697,173
Agency Securities, Issued Under Special Financing Authorities (See Schedule B. for Other Agency Borrowing, See Schedule C) .....						
Total Federal Securities .....	193	567	-514	24,399	24,774	24,967
Total Federal Securities .....	-3,437	674,028	1,071,840	16,048,111	16,725,576	16,722,139
Deduct:						
Federal Securities Held As Investments of Government Accounts (See Schedule D) .....	-4,619	39,902	148,518	4,791,850	4,836,371	4,831,752
Less Discount on Federal Securities Held as Investments of Government Accounts .....	-76	-1,123	-845	23,592	22,544	22,469
Net Federal Securities Held As Investments of Government Accounts .....	-4,543	41,025	149,364	4,768,258	4,813,826	4,809,283
Total Borrowing from the Public .....	1,107	633,003	922,477	11,279,854	11,911,750	11,912,856
Accrued Interest Payable to the Public .....	17,017	2,998	10,042	57,255	43,236	60,253
Allocations of Special Drawing Rights .....	183	-1,350	-1,556	54,463	52,930	53,113
Deposit Funds .....	-14,928	15,872	3,347	12,721	43,521	28,593
Miscellaneous Liability Accounts (Includes Checks Outstanding Etc.) .....	-1,632	-1,578	481	11,338	11,392	9,760
Total Liability Accounts .....	1,748	648,944	934,791	11,415,632	12,062,828	12,064,576
<b>Asset Accounts (Deduct)</b>						
Cash and Monetary Assets:						
U.S. Treasury Operating Cash: <sup>1</sup>						
Federal Reserve Account .....	100,176	49,412	35,135	85,446	34,681	134,858
Short-term Cash Investments .....	.....	.....	-1,805	.....	.....	.....
Balance .....	100,176	49,412	33,330	85,446	34,681	134,858
Special Drawing Rights:						
Total Holdings .....	186	-1,351	-1,535	55,232	53,695	53,881
SDR Certificates Issued to Federal Reserve Banks .....	.....	.....	.....	-5,200	-5,200	-5,200
Balance .....	186	-1,351	-1,535	50,032	48,495	48,681
Reserve Position on the U.S. Quota in the IMF:						
U.S. Subscription to International Monetary Fund:						
Direct Quota Payments .....	.....	.....	.....	54,424	54,424	54,424
Maintenance of Value Adjustments .....	219	-1,610	-1,857	10,640	8,811	9,029
Letter of Credit Issued to IMF .....	548	-2,347	1,253	-41,463	-44,358	-43,810
Dollar Deposits with the IMF .....	3	2	-19	-158	-159	-156
Receivable/payable (-) for Interim Maintenance of Value Adjustments .....	-152	1,052	1,200	85	1,288	1,136
Balance .....	618	-2,903	577	23,527	20,006	20,624
Loans to International Monetary Fund .....	.....	-237	4,781	11,873	11,636	11,636
Other Cash and Monetary Assets .....	248	-187	-196	25,813	25,378	25,626
Total Cash and Monetary Assets .....	101,228	44,733	36,957	196,692	140,197	241,425
Non-Federal Securities of the National Railroad						
Retirement Investment Trust .....	-81	1,504	-1,392	22,282	23,867	23,786
Net Activity, Guaranteed Loan Financing (See Schedule E) .....	9,188	22,638	17,722	-9,834	3,616	12,804
Net Activity, Direct Loan Financing (See Schedule E) .....	6,912	68,456	-22,826	816,805	878,349	885,261
Miscellaneous Asset Accounts .....	767	1,553	95	-810	-24	743
Total Asset Accounts .....	118,014	138,884	30,555	1,025,135	1,046,005	1,164,019
Excess of Liabilities (+) or Assets (-) .....	-116,266	510,060	904,236	10,390,497	11,016,823	10,900,557
Transactions Not Applied to Current Year's Surplus or Deficit (See Schedule A for Details) .....						
Total Budget and Off-Budget Federal Entities (Financing of Deficit (+) or Disposition Of Surplus (-)) .....	-116,501	509,825	904,236	10,390,497	11,016,823	10,900,322

<sup>1</sup>Major sources of information used to determine Treasury's operating cash balance include Federal Reserve Banks, the Treasury Regional Finance Centers, the Internal Revenue Service Centers, the Bureau of the Public Debt and various electronic systems. Deposits are reflected as received and withdrawals are reflected as processed.

... No Transactions  
Note: Details may not add to totals due to rounding.

**Table 6. Schedule A-Analysis of Change in Excess of Liabilities of the U.S. Government, June 2013 and Other Periods**

Classification	[\$ millions]		
	This Month	Fiscal Year to Date	
		This Year	Prior Year
<b>Excess of Liabilities Beginning of Period:</b>			
Based on Composition of Unified Budget in Preceding Period .....	11,016,823	10,390,656	9,302,250
Adjustments During Current Fiscal Year for Changes in Composition of Unified Budget:			
Revisions by Federal Agencies to the Prior Budget Results .....		-160	-947
<b>Excess of Liabilities Beginning of Period (Current Basis).....</b>	<b>11,016,823</b>	<b>10,390,497</b>	<b>9,301,303</b>
<b>Budget Surplus (-) or Deficit:</b>			
Based on Composition of Unified Budget in Prior Fiscal Year.....	-116,501	509,825	904,236
<b>Total Surplus (-) or Deficit (Table 2).....</b>	<b>-116,501</b>	<b>509,825</b>	<b>904,236</b>
<b>Total-On-Budget (Table 2).....</b>	<b>-69,830</b>	<b>576,730</b>	<b>990,886</b>
<b>Total-Off-Budget (Table 2).....</b>	<b>-46,672</b>	<b>-66,905</b>	<b>-86,650</b>
<b>Transactions Not Applied to Current Year's Surplus or Deficit:</b>			
Other .....	235	235	.....
<b>Total-Transactions Not Applied to Current Year's Surplus or Deficit .....</b>	<b>235</b>	<b>235</b>	<b>.....</b>
<b>Excess of Liabilities Close of Period .....</b>	<b>10,900,557</b>	<b>10,900,557</b>	<b>10,205,539</b>

... No Transactions

Note: Details may not add to totals due to rounding.

**Table 6. Schedule B-Securities Issued by Federal Agencies Under Special Financing Authorities, June 2013 and Other Periods**

Classification	[\$ millions]					
	Net Transactions (-) denotes net reduction of liability accounts			Account Balances Current Fiscal Year		
	This Month	Fiscal Year to Date		Beginning of		Close of This Month
This Year		Prior Year	This Year	This Month		
<b>Agency Securities, Issued Under Special Financing Authorities:</b>						
Obligations Guaranteed by the United States, Issued By:						
Department of Housing and Urban Development:						
Federal Housing Administration .....	.....	.....	.....	19	19	19
Obligations Not Guaranteed by the United States, Issued By:						
Legislative Branch:						
Architect of the Capitol.....	1	(**)	(**)	128	126	127
Independent Agencies:						
Federal Communications Commission.....	.....	.....	.....	(**)	(**)	(**)
National Archives and Records Administration .....	.....	-8	-7	151	142	142
Tennessee Valley Authority .....	192	576	-506	24,103	24,487	24,678
<b>Total Agency Securities .....</b>	<b>193</b>	<b>567</b>	<b>-514</b>	<b>24,399</b>	<b>24,774</b>	<b>24,967</b>

... No Transactions

Note: Details may not add to totals due to rounding.

(\*\*) Less than \$500,000.

**Table 6. Schedule C (Memorandum)-Federal Agency Borrowing Financed Through the Issue of Treasury Securities, June 2013 and Other Periods**

Classification	[\$ millions]					
	Transactions			Account Balances Current Fiscal Year		
	This Month	Fiscal Year to Date		Beginning of		Close of This Month
This Year		Prior Year	This Year	This Month		
<b>Borrowing from the Treasury:</b>						
Department of Agriculture:						
Farm Service Agency:						
Commodity Credit Corporation.....	298	2,005	.....	772	2,479	2,777
Agricultural Credit Insurance Fund.....	-215	-113	-291	7,328	7,430	7,215
Farm Storage Facility Loans.....	-82	180	69	905	1,167	1,085
Emergency Boll Weevil Loan Fund.....	.....	.....	4	3	3	3
Rural Housing Service:						
Rural Housing Insurance.....	75	430	667	15,853	16,208	16,283
Rural Community Facility Loans Fund.....	31	441	570	4,483	4,893	4,924
Multifamily Housing Revitalization Loan Account.....	6	37	3	186	217	223
Rural Business - Cooperative Service:						
Rural Business and Industry Loans.....	(**)	-10	30	66	55	55
Rural Development Loan Fund.....	2	6	2	305	310	311
Rural Economic Development Loan Fund.....	1	16	7	110	126	126
Renewable Energy Guaranteed Loan Account.....	.....	-1	(**)	1	(**)	(**)
Rural Microenterprise Investment Loans.....	.....	3	3	13	17	17
Biorefinery Assistance Loan Account.....	.....	.....	-36	.....	.....	.....
Rural Utilities Service:						
Rural Water and Waste Disposal Fund.....	136	573	840	11,183	11,620	11,756
Rural Electrification and Telecommunications Fund.....	28	-181	759	12,161	11,952	11,981
Rural Telephone Bank.....	.....	-14	-5	363	349	349
Distance Learning and Telemedicine Program.....	10	200	260	1,051	1,240	1,250
Foreign Agricultural Service.....	.....	.....	.....	1,001	1,001	1,001
Department of Commerce:						
Departmental Management:						
Emergency Steel Guaranteed Loan Fund.....	3	13	2	2	12	15
National Oceanic and Atmospheric Administration:						
Fisheries Finance.....	(**)	22	39	552	573	574
Fishing Vessel Obligations.....	.....	.....	.....	(**)	(**)	(**)
State and Local Implementation Fund.....	.....	2	(**)	(**)	2	2
Department of Defense - Military Programs:						
Arms Initiative Loans.....	.....	.....	(**)	(**)	(**)	(**)
Family Housing Improvement Loans.....	9	184	107	948	1,123	1,132
Department of Education:						
College Housing and Academic Facilities Loans.....	.....	(**)	-7	44	44	44
Federal Direct Student Loans.....	53,509	165,451	150,910	591,674	703,616	757,125
Teach Grant Loans.....	17	89	78	370	442	459
Temporary Student Loan Purchase Authority.....	519	926	-50	79,026	79,433	79,952
Federal Family Education Loans.....	.....	.....	13,769	43,254	43,254	43,254
Department of Energy:						
Bonneville Power Administration Fund.....	73	469	600	3,421	3,817	3,890
Western Area Power Administration - Recovery Act.....	.....	-135	28	191	57	57
Advanced Technology Vehicles Manufacturing Loans.....	.....	.....	.....	4	4	4
Department of Health and Human Services:						
Health Education Assistance Loans.....	.....	.....	.....	1	1	1
Consumer Operated and Oriented Plan.....	.....	516	150	150	666	666
Department of Homeland Security:						
National Flood Insurance Fund.....	.....	6,250	.....	17,750	24,000	24,000
Disaster Assistance Loan Fund.....	1	1	.....	323	324	324
Department of Housing and Urban Development:						
Public and Indian Housing Programs:						
Low-Rent Public Housing - Loans and Other Expenses.....	.....	30	.....	20	50	50
Housing Programs:						
Emergency Homeowners' Relief Fund.....	.....	-2	-18	5	3	3
Federal Housing Administration.....	.....	.....	.....	11,527	11,527	11,527
Green Retrofit Program for Multifamily Housing-Recovery Act.....	.....	.....	.....	15	15	15

**Table 6. Schedule C (Memorandum)-Federal Agency Borrowing Financed Through the Issue of Treasury Securities, June 2013 and Other Periods**

Classification	[\$ millions]					
	Transactions			Account Balances Current Fiscal Year		
	This Month	Fiscal Year to Date		Beginning of		Close of This Month
This Year		Prior Year	This Year	This Month		
<b>Borrowing from the Treasury:--Continued</b>						
Department of the Interior:						
Helium Fund .....	.....	.....	.....	44	44	44
Bureau of Reclamation Loan Fund .....	(**)	(**)	(**)	36	36	36
Bureau of Indian Affairs .....	.....	4	-1	5	9	9
Assistance to American Samoa Loan Fund .....	.....	.....	.....	9	9	9
Department of Labor:						
Black Lung Disability Trust Fund.....	.....	.....	.....	5,245	5,245	5,245
Department of State:						
Repatriation Loans.....	.....	(**)	(**)	3	3	3
Department of Transportation:						
Federal Aviation Administration:						
Aircraft Purchase Loan Guarantee Program .....	.....	.....	(**)	.....	.....	.....
Federal Highway Administration:						
Transportation Infrastructure Finance and Innovation Fund.....	216	785	422	4,405	4,974	5,190
Federal Railroad Administration:						
Railroad Rehabilitation and Improvement Loan Fund .....	25	96	235	703	774	799
Other.....	.....	.....	.....	(**)	(**)	(**)
Maritime Administration:						
Ocean Freight Differential .....	9	-24	-83	47	14	24
Maritime Guaranteed Loan (Title XI) Fund.....	.....	.....	-35	37	37	37
Department of Treasury:						
Departmental Offices:						
Community Development Financial Institutions Fund .....	1	5	3	33	38	39
Housing and Economic Recovery Programs.....	.....	.....	-71,890	.....	.....	.....
Temporary Credit and Liquidity Program .....	.....	.....	2	13,802	13,802	13,802
Troubled Assets Insurance Financing Fund.....	.....	-760	-73	760	.....	.....
Troubled Asset Relief Program.....	.....	-31,709	-65,306	52,068	20,359	20,359
Small Business Lending Financing Fund .....	.....	.....	376	4,112	4,112	4,112
Federal Financing Bank Revolving Fund .....	433	4,512	7,301	57,134	61,214	61,647
Department of Veterans Affairs:						
Veterans Housing Benefit Program Fund.....	.....	169	1,278	773	942	942
Native American Veteran Housing Fund.....	.....	9	11	64	74	74
Vocational Rehabilitation Loan Fund .....	.....	3	3	1	4	4
Corps of Engineers:						
Washington Aqueduct.....	(**)	(**)	-1	4	4	4
Environmental Protection Agency:						
Abatement, Control, and Compliance Loan Program .....	(**)	(**)	.....	1	1	1
General Services Administration:						
Land Acquisition and Development Fund.....	.....	.....	(**)	.....	.....	.....
International Assistance Program:						
International Security Assistance:						
Foreign Military Loan Program.....	.....	.....	-11	.....	.....	.....
Military Debt Reduction.....	.....	.....	.....	34	34	34
Agency for International Development:						
International Debt Reduction .....	.....	.....	.....	478	478	478
Development Credit Authority Loan Fund .....	2	2	.....	(**)	(**)	2
Overseas Private Investment Corporation .....	75	450	281	2,241	2,616	2,691
International Monetary Programs.....	25	1,825	4,072	6,021	7,821	7,846
Small Business Administration:						
Business Loan Fund .....	19	-490	-2,279	1,919	1,410	1,429
Disaster Loan Fund .....	.....	1,111	-706	6,001	7,112	7,112
Independent Agencies:						
Export-Import Bank of the United States.....	187	5,079	3,941	11,301	16,194	16,381
Federal Communications Commission:						
Spectrum Auction Loan Fund .....	.....	(**)	-50	.....	(**)	(**)
National Credit Union Administration .....	.....	1,525	-300	3,200	4,725	4,725
Presidio Trust Fund .....	.....	.....	.....	50	50	50
Railroad Retirement Board:						
Social Security Equivalent Benefit Account.....	-3,399	-796	-1,080	3,402	6,005	2,606
Smithsonian Institution:						
John F. Kennedy Center Parking Facilities .....	.....	.....	.....	20	20	20
<b>Total Agency Borrowing from the Treasury</b>						
<b>Financed Through Treasury Securities Issued .....</b>	<b>52,014</b>	<b>159,185</b>	<b>44,600</b>	<b>979,021</b>	<b>1,086,192</b>	<b>1,138,206</b>

**Table 6. Schedule C (Memorandum)-Federal Agency Borrowing Financed Through the Issue of Treasury Securities, June 2013 and Other Periods**

Classification	[\$ millions]					
	Transactions			Account Balances Current Fiscal Year		
	This Month	Fiscal Year to Date		Beginning of		Close of This Month
This Year		Prior Year	This Year	This Month		
<b>Borrowing from the Federal Financing Bank:</b>						
Department of Agriculture:						
Rural Utilities Service:						
Rural Electrification and Telecommunications Fund .....	367	1,964	2,858	37,750	39,347	39,714
Department of Education:						
Historically Black College and University Capital Financing Fund .....	68	166	86	923	1,021	1,088
Department of Energy:						
Title 17 Innovative Technology Loans .....	145	2,624	4,082	12,108	14,587	14,732
Advanced Technology Vehicles Manufacturing .....	-151	-949	.....	.....	-798	-949
Department of Health and Human Services:						
Health Maintenance Organization Loan and Loan Guarantee Fund .....	.....	.....	.....	(**)	(**)	(**)
Department of Transportation:						
Railroad Rehabilitation and Improvement Loan Fund .....	(**)	(**)	(**)	1	1	1
Department of Veterans Affairs:						
Guaranteed Transitional Housing for Homeless Veterans .....	.....	(**)	(**)	5	5	5
General Services Administration:						
Federal Buildings Fund .....	-4	-59	-54	1,819	1,763	1,760
International Assistance Program:						
Foreign Military Financing Program .....	.....	-58	-55	188	131	131
Small Business Administration:						
Business Loan Fund .....	.....	(**)	(**)	(**)	.....	.....
Independent Agencies:						
Postal Service .....	.....	.....	-365	15,000	15,000	15,000
<b>Total Borrowing from the Federal Financing Bank .....</b>	<b>425</b>	<b>3,687</b>	<b>6,551</b>	<b>67,794</b>	<b>71,056</b>	<b>71,481</b>

Note: This table includes lending by the Federal Financing Bank accomplished by the purchase of agency financial assets, by the acquisition of agency debt securities, and by direct loans on behalf of an agency. The Federal Financing Bank borrows from Treasury and issues its own securities and in turn may loan these funds to agencies in lieu of agencies borrowing directly through Treasury or issuing their own securities.

... No Transactions  
(\*\*) Less than \$500,000  
Note: Details may not add to totals due to rounding.



This Page Left Blank Intentionally

---

**Table 6. Schedule D-Investments of Federal Government Accounts in Federal Securities, June 2013 and Other Periods**

[\$ millions]

Classification	Net Purchases or Sales (-)			Securities Held as Investments Current Fiscal Year		
	This Month	Fiscal Year to Date		Beginning of		Close of This Month
		This Year	Prior Year	This Year	This Month	
<b>Federal Funds:</b>						
Department of Agriculture.....	-9	53	15	142	204	195
Department of Commerce.....	-2	.....	.....	.....	2	.....
Department of Defense-Military Programs:						
Defense Cooperation Account.....	.....	.....	.....	8	8	8
Department of Energy.....	-32	655	627	53,969	54,656	54,624
Department of Health and Human Services.....	.....	3	2	2,096	2,098	2,098
Department of Housing and Urban Development:						
Housing Programs:						
Federal Housing Administration Fund.....	1,434	11,066	5,092	2,778	12,410	13,844
Government National Mortgage Association:						
Guarantees of Mortgage-Backed Securities.....	-7	-145	7	2,117	1,979	1,973
Department of the Interior.....	-73	755	424	6,613	7,440	7,368
Department of Labor.....	241	837	392	16,133	16,729	16,970
Department of Transportation.....	9	143	148	1,847	1,981	1,989
Department of the Treasury.....	-63	1,067	39	24,805	25,935	25,872
Department of Veterans Affairs:						
Veterans Reopened Insurance Fund.....	3	-18	-18	253	233	235
Servicemen's Group Life Insurance Fund.....	(**)	(**)	(**)	1	1	1
Other Defense Civil Programs:						
Uniformed Services Retiree Health Care Fund.....	-792	12,817	16,041	176,113	189,722	188,929
Office of Personnel Management:						
Postal Service Contributions.....	-3,816	-3,023	1,640	45,347	46,140	42,324
Independent Agencies:						
Federal Deposit Insurance Corporation:						
Deposit Insurance Fund.....	-5,068	-5,030	-4,266	37,602	37,639	32,572
FSLIC Resolution Fund.....	(**)	1	48	3,424	3,425	3,425
Federal Housing Finance Agency.....	-16	42	40	77	136	120
National Credit Union Administration.....	-18	-1,646	-2,252	12,792	11,163	11,146
Postal Service.....	63	825	-758	2,590	3,353	3,415
Tennessee Valley Authority.....	(**)	(**)	(**)	25	25	25
Other.....	-47	309	267	15,525	15,882	15,834
Other.....	-48	627	-317	10,018	10,692	10,645
Total Treasury Securities.....	-8,242	19,337	17,171	414,274	441,853	433,611
<b>Total Federal Funds.....</b>	<b>-8,242</b>	<b>19,337</b>	<b>17,171</b>	<b>414,274</b>	<b>441,853</b>	<b>433,611</b>
<b>Trust Funds:</b>						
Legislative Branch:						
Library of Congress.....	(**)	-17	1	43	27	26
United States Tax Court.....	.....	(**)	(**)	11	11	11
Other.....	(**)	2	2	32	34	34
Judicial Branch:						
Judicial Retirement Funds.....	-4	79	57	961	1,044	1,040
Department of Agriculture.....	-28	50	.....	.....	78	50
Department of Defense-Military Programs:						
Voluntary Separation Incentive Fund.....	-9	1	-5	312	322	313
Other.....	(**)	73	-16	833	906	906
Department of Health and Human Services:						
Federal Hospital Insurance Trust Fund.....	11,952	-11,639	-10,854	228,292	204,701	216,653
Federal Supplementary Medical Insurance Trust						
Fund.....	8,711	-149	-2,039	69,324	60,464	69,175
Other.....	(**)	-9	49	3,219	3,211	3,211

**Table 6. Schedule D-Investments of Federal Government Accounts in Federal Securities, June 2013 and Other Periods**

Classification	[\$ millions]					
	Net Purchases or Sales (-)			Securities Held as Investments Current Fiscal Year		
	This Month	Fiscal Year to Date		Beginning of		Close of This Month
This Year		Prior Year	This Year	This Month		
<b>Trust Funds:—Continued</b>						
Department of Homeland Security .....	14	432	256	4,499	4,917	4,931
Department of the Interior .....	-4	-29	-19	40	15	11
Department of Labor:						
Unemployment Trust Fund .....	-4,313	8,278	2,169	20,673	33,264	28,951
Other .....	-10	-29	-32	59	39	29
Department of State:						
Foreign Service Retirement and Disability Fund .....	292	437	496	16,893	17,038	17,330
Other .....	6	9	-1	35	38	44
Department of Transportation:						
Airport and Airway Trust Fund .....	-413	1,274	957	10,425	12,112	11,699
Highway Trust Fund .....	-2,985	-638	-3,046	9,970	12,317	9,332
Department of Treasury .....	-75	29	-80	1,428	1,532	1,457
Department of Veterans Affairs:						
General Post Fund, National Homes .....	14	33	1	63	82	96
National Service Life Insurance .....	74	-412	-377	6,912	6,426	6,500
United States Government Life Insurance Fund .....	(**)	-2	-3	13	10	10
Veterans Special Life Insurance Fund .....	41	1	11	1,953	1,913	1,955
Corps of Engineers .....	141	1,264	575	7,062	8,185	8,326
Other Defense Civil Programs:						
Military Retirement Fund .....	1,318	48,690	52,170	376,439	423,811	425,129
Other .....	-13	-196	-164	2,007	1,825	1,811
Environmental Protection Agency .....	305	291	226	4,510	4,496	4,801
National Aeronautics and Space Administration .....	(**)	(**)	(**)	15	15	15
Office of Personnel Management:						
Civil Service Retirement and Disability Fund:						
Treasury Securities .....	-58,303	-94,176	1,442	826,555	790,682	732,379
Employees Life Insurance Fund .....	42	532	1,325	41,250	41,739	41,781
Employees and Retired Employees Health Benefits Fund .....	122	1,560	1,459	21,261	22,699	22,821
Social Security Administration:						
Federal Old-Age and Survivors Insurance Trust						
Fund .....	47,072	85,532	106,075	2,586,697	2,625,157	2,672,229
Federal Disability Insurance Trust Fund .....	-284	-21,120	-19,378	132,345	111,509	111,225
Independent Agencies:						
Harry S. Truman Memorial Scholarship Trust Fund .....	(**)	(**)	6	53	54	54
Japan-United States Friendship Commission .....	.....	.....	(**)	38	38	38
Railroad Retirement Board:						
Treasury Securities .....	-29	65	29	2,403	2,497	2,468
Agency Securities .....	.....	1	.....	5	5	5
Other .....	-9	347	56	946	1,301	1,292
Total Treasury Securities .....	3,623	20,564	131,347	4,377,571	4,394,512	4,398,135
Total Agency Securities .....	.....	1	.....	5	5	5
<b>Total Trust Funds .....</b>	<b>3,623</b>	<b>20,565</b>	<b>131,347</b>	<b>4,377,575</b>	<b>4,394,517</b>	<b>4,398,141</b>
<b>Grand Total .....</b>	<b>-4,619</b>	<b>39,902</b>	<b>148,518</b>	<b>4,791,850</b>	<b>4,836,371</b>	<b>4,831,752</b>

... No Transactions  
 (\*\*) Less than \$500,000

Note: Investments are in Treasury securities unless otherwise noted.  
 Note: Details may not add to totals due to rounding.

**Table 6. Schedule E-Net Activity, Guaranteed and Direct Loan Financing, June 2013 and Other Periods**

[\$ millions]

Classification	Net Transactions (-) denotes net reduction of assets accounts			Account Balances Current Fiscal Year		
	This Month	Fiscal Year to Date		Beginning of		Close of This Month
		This Year	Prior Year	This Year	This Month	
<b>Guaranteed Loan Financing Activity:</b>						
Department of Agriculture:						
Farm Service Agency:						
Commodity Credit Corporation Export Fund .....	-10	-71	-117	418	358	348
Agricultural Credit Insurance Fund.....	19	21	91	-194	-191	-173
Natural Resource Conservation Demonstration Program:						
Agricultural Resource Conservation Demonstration Program .....	.....	.....	.....	(**)	(**)	(**)
Rural Housing Service:						
Rural Community Facility Loans .....	-1	-1	-11	-58	-59	-59
Rural Housing Insurance Fund .....	13	141	-332	-2,348	-2,219	-2,206
Rural Business-Cooperative Service:						
Rural Business and Industry Loans .....	12	40	-143	-456	-428	-416
Renewable Energy Guaranteed Loan Account .....	(**)	-6	-18	-33	-39	-39
Biorefinery Assistance Loan Account.....	.....	-1	-7	-72	-73	-73
Rural Utilities Service:						
Rural Water and Waste Disposal Fund.....	.....	(**)	(**)	-24	-24	-24
Department of Commerce:						
General Administration:						
Emergency Oil, Gas, and Steel Account.....	.....	.....	.....	5	5	5
National Oceanic and Atmospheric Administration:						
Fishing Vessel Obligations.....	.....	(**)	-1	(**)	(**)	(**)
Department of Defense-Military Programs.....	.....	(**)	.....	-15	-15	-15
Department of Education:						
Office of Student Financial Assistance:						
Federal Family Education Loans.....	8,388	6,123	11,681	27,768	25,503	33,891
Department of Energy:						
Title 17 Innovative Technology Loans.....	.....	5	-39	-161	-156	-156
Department of Health and Human Services:						
Health Resources and Services Administration:						
Health Center Loans.....	.....	.....	(**)	-3	-3	-3
Health Education Assistance Loans.....	(**)	2	7	-53	-51	-51
Department of Housing and Urban Development:						
Public and Indian Housing Programs:						
Indian Housing Loans .....	-2	5	-7	-58	-51	-53
Native Hawaiian Housing Loans .....	(**)	1	(**)	-2	-1	-1
Community Planning and Development:						
Community Development Loans .....	3	2	7	-95	-96	-94
Housing Programs:						
FHA-Mutual Mortgage Insurance Loans .....	2,299	17,751	7,204	-26,444	-10,992	-8,693
FHA-General and Special Risk Fund .....	150	1,642	910	-4,846	-3,353	-3,204
Home Ownership Preservation Entity Fund .....	(**)	(**)	(**)	-20	-20	-20
Government National Mortgage Association:						
Guarantees of Mortgaged-Backed Securities .....	-312	-1,575	185	6,418	5,156	4,844

**Table 6. Schedule E-Net Activity, Guaranteed and Direct Loan Financing, June 2013 and Other Periods**

Classification	[\$ millions]					
	Net Transactions (-) denotes net reduction of assets accounts			Account Balances Current Fiscal Year		
	This Month	Fiscal Year to Date		Beginning of		Close of This Month
This Year		Prior Year	This Year	This Month		
<b>Guaranteed Loan Financing Activity:—Continued</b>						
Department of the Interior:						
Bureau of Indian Affairs .....	(**)	(**)	21	-52	-52	-52
Department of Transportation:						
Office of the Secretary:						
Minority Business Resource Center Fund .....		(**)	(**)	(**)	(**)	(**)
Federal Highway Administration:						
Transportation Infrastructure Finance and Innovation Fund .....				(**)	(**)	(**)
Maritime Administration:						
Maritime Guaranteed Loan (Title XI) Fund .....	(**)	(**)	-124	-213	-213	-213
Department of the Treasury:						
Departmental Offices:						
Air Transportation Stabilization Fund .....				(**)	(**)	(**)
Troubled Assets Insurance Financing Fund .....	123	-766	-36	758	-131	-8
Troubled Asset Relief Program .....	-1	-4	-6	-11	-13	-15
Department of Veterans Affairs:						
Veterans Benefits Administration:						
Veterans Housing Benefit Program Fund .....	-1,381	-1,089	-621	-4,157	-3,865	-5,247
International Assistance Program:						
Agency for International Development:						
Loan Guarantees to Israel .....				-1,397	-1,397	-1,397
Urban and Environmental Credit Guaranteed Loans .....	1	2	1	-63	-62	-61
Microenterprise and Small Enterprise Development .....			(**)	(**)	(**)	(**)
Development Credit Authority Loan Fund .....	(**)	-4	-6	-49	-53	-53
Loan Guarantees to Egypt .....				-137	-137	-137
Tunisia Loan Fund .....				-30	-30	-30
Overseas Private Investment Corporation .....	-12	9	-32	-101	-80	-92
Small Business Administration:						
Business Loan Fund .....	-68	664	-982	-2,795	-2,064	-2,132
Independent Agencies:						
Export-Import Bank of the United States .....	-32	-253	98	-1,314	-1,535	-1,567
Net Activity, Guaranteed Loan Financing .....	<b>9,188</b>	<b>22,638</b>	<b>17,722</b>	<b>-9,834</b>	<b>3,616</b>	<b>12,804</b>

**Table 6. Schedule E-Net Activity, Guaranteed and Direct Loan Financing, June 2013 and Other Periods**

Classification	[\$ millions]					
	Net Transactions (-) denotes net reduction of assets accounts			Account Balances Current Fiscal Year		
	This Month	Fiscal Year to Date		Beginning of		Close of This Month
This Year		Prior Year	This Year	This Month		
<b>Direct Loan Financing Activity:</b>						
Department of Agriculture:						
Farm Service Agency:						
Agricultural Credit Insurance Fund.....	85	-243	-80	6,934	6,607	6,692
Farm Storage Facility Loans.....	24	21	37	727	724	748
Apple Loans Fund.....	.....	(**)	(**)	(**)	(**)	(**)
Emergency Boll Weevil Loan Fund.....	.....	.....	4	3	3	3
Rural Housing Service:						
Rural Community Facility Loans Fund.....	-16	251	403	4,076	4,343	4,327
Rural Housing Insurance Fund.....	-35	-416	-468	15,501	15,119	15,084
Multifamily Housing Revitalization Loan Account.....	3	18	1	168	182	185
Rural Business-Cooperative Service:						
Rural Business and Industry Loan Fund.....	(**)	-3	36	50	46	46
Rural Development Loan Fund.....	-1	-13	-10	298	286	285
Rural Economic Development Loan Fund.....	-2	5	1	102	109	107
Rural Microenterprise Investment Loans.....	(**)	3	4	13	16	16
Rural Utilities Service:						
Rural Water and Waste Disposal Loans.....	-2	-248	101	9,718	9,471	9,470
Rural Electrification and Telecommunications Fund.....	110	1,512	1,906	45,309	46,711	46,821
Rural Telephone Bank.....	-7	-53	-40	347	301	294
Distance Learning and Telemedicine Program.....	(**)	100	230	1,028	1,127	1,127
Rural Development Insurance Fund.....	.....	.....	.....	1,065	1,065	1,065
Foreign Agricultural Service:						
P.L. 480 Direct Loan Fund.....	-2	-80	-82	844	767	764
International Debt Reduction.....	-1	-10	-27	16	6	6
Department of Commerce:						
National Oceanic and Atmospheric Administration:						
Fisheries Finance.....	-4	-24	-18	552	532	528
Department of Defense-Military Programs.....	6	149	78	948	1,091	1,097
Department of Education:						
Office of Postsecondary Education:						
College Housing and Academic Facilities Loans.....	-1	-3	(**)	6	4	4
Historically Black College and University Capital Financing Fund.....	68	165	85	558	655	723
Office of Student Financial Assistance:						
Federal Direct Student Loans.....	11,356	89,819	88,412	525,881	604,344	615,700
Teach Grant Loans.....	20	80	54	343	403	423
Temporary Student Loan Purchase Authority.....	-2,126	-8,916	-4,892	115,220	108,429	106,304
Department of Energy:						
Advanced Technology Vehicles Manufacturing Loans.....	-148	-6	2,166	5,767	5,909	5,761
Title 17 Innovative Technology Loans.....	125	2,246	1,536	4,078	6,199	6,324
Department of Health and Human Services:						
Consumer Operated and Oriented Plan.....	75	285	32	57	267	342
Department of Homeland Security:						
Disaster Assistance Loan Fund.....	1	-6	-7	324	318	319
Department of Housing and Urban Development:						
Housing Programs:						
Emergency Homeowners' Relief Fund.....	(**)	(**)	1	2	2	2
FHA-Mutual Mortgage Insurance Loans.....	.....	(**)	(**)	-5	-5	-5
FHA-General and Special Risk Fund.....	.....	.....	.....	(**)	(**)	(**)
Green Retrofit Program for Multifamily Housing Fund.....	(**)	-3	-3	11	9	8

**Table 6. Schedule E-Net Activity, Guaranteed and Direct Loan Financing, June 2013 and Other Periods**

Classification	[\$ millions]					
	Net Transactions (-) denotes net reduction of assets accounts			Account Balances Current Fiscal Year		
	This Month	Fiscal Year to Date		Beginning of		Close of This Month
This Year		Prior Year	This Year	This Month		
<b>Direct Loan Financing Activity:—Continued</b>						
Department of the Interior:						
Bureau of Reclamation .....	(**)	-3	16	37	34	34
Bureau of Indian Affairs .....	(**)	-1	1	5	4	4
Assistance to American Samoa Loan Fund .....	.....	-1	-2	9	8	8
Department of State:						
Administration of Foreign Affairs:						
Repatriation Loans .....	(**)	(**)	-1	1	(**)	(**)
Department of Transportation:						
Federal Highway Administration:						
Transportation Infrastructure Finance and Innovation Fund .....	36	548	368	4,375	4,887	4,923
Tiger Tifia Loan Fund .....	.....	.....	(**)	(**)	(**)	(**)
Federal Railroad Administration:						
Railroad Rehabilitation and Improvement Loan Fund .....	14	61	161	691	738	752
Department of the Treasury:						
Departmental Offices:						
Community Development Financial Institutions Fund .....	(**)	(**)	-2	33	33	33
GSE Mortgage-Backed Securities Purchase Program .....	.....	.....	-65,730	3,908	3,908	3,908
Temporary Credit and Liquidity Program .....	-733	-4,417	-1,271	13,256	9,573	8,840
Troubled Asset Relief Program .....	-2,275	-17,733	-47,995	31,484	16,025	13,751
Small Business Lending Program .....	-38	-354	277	4,034	3,718	3,680
Financial Management Service .....	.....	.....	.....	(**)	(**)	(**)
Department of Veterans Affairs:						
Veterans Benefits Administration:						
Veterans Housing Benefit Program Fund .....	-56	-96	-804	661	622	566
Native American Veteran Housing Fund .....	-5	2	-8	59	65	60
Transitional Housing Loans .....	(**)	(**)	(**)	(**)	(**)	(**)
Vocational Rehabilitation Loan Fund .....	(**)	(**)	(**)	1	1	1
Environmental Protection Agency:						
Abatement, Control, and Compliance Loan Program .....	(**)	(**)	-2	(**)	(**)	(**)
International Assistance Program:						
International Security Assistance:						
Foreign Military Loan Program .....	.....	.....	-37	-27	-27	-27
Military Debt Reduction .....	.....	.....	.....	34	34	34
Agency for International Development:						
International Debt Reduction .....	.....	-25	-29	138	113	113
Overseas Private Investment Corporation .....	13	108	8	1,454	1,549	1,562
International Monetary Programs .....	217	1,840	-23	-54	1,569	1,786
Small Business Administration:						
Business Loan Fund .....	1	8	5	109	116	117
Disaster Loan Fund .....	-14	-174	-446	5,815	5,656	5,641
Independent Agencies:						
Export-Import Bank of the United States .....	222	4,064	3,244	10,848	14,690	14,912
Federal Communications Commission:						
Spectrum Auction Loan Fund .....	.....	-2	-18	-4	-6	-6
<b>Net Activity, Direct Loan Financing .....</b>	<b>6,912</b>	<b>68,456</b>	<b>-22,826</b>	<b>816,805</b>	<b>878,349</b>	<b>885,261</b>

Note: Federal credit programs provide benefits to the public in the form of direct loans and loan guarantees. This table reflects cash transactions and balances of the nonbudgetary financing fund accounts that result from the disbursement of loans, collection of fees, repayment of principle, sale of collateral, interest, and subsidy received from the credit program accounts at net present value in accordance with the Credit Reform Act of 1990. Unreimbursed costs such as administrative expenses and subsidy payments are reported on a cash basis and included within each program's budgetary totals in Table 5.

... No Transactions  
(\*\*) Less than \$500,000  
Note: Details may not add to totals due to rounding.

**Table 7. Receipts and Outlays of the U.S. Government by Month, Fiscal Year 2013**

[\$ millions]

Classification	Oct.	Nov.	Dec.	Jan.	Feb.	March	April	May	June	July	Aug.	Sept.	Fiscal Year to Date	Comparable Period Prior F.Y.
<b>Receipts:</b>														
Individual Income Taxes .....	102,039	75,027	135,331	155,967	32,227	54,627	240,204	78,439	118,306				992,168	840,471
Corporal Income Taxes.....	1,619	3,219	57,670	7,752	1,173	28,854	36,083	6,262	62,959				205,591	175,929
<b>Social Insurance And Retirement Receipts:</b>														
Employment and General Retirement .....	56,045	60,174	55,925	84,444	70,683	83,530	97,211	73,783	85,163				666,958	590,291
Unemployment Insurance.....	2,767	4,813	645	5,048	3,596	680	9,817	18,240	532				46,137	50,598
Other Retirement .....	296	330	292	279	273	332	281	314	277				2,674	2,813
Excise Taxes .....	6,662	6,848	6,559	6,352	5,051	7,363	6,922	6,893	6,719				59,369	55,713
Estate and Gift Taxes .....	1,143	893	1,178	1,130	1,027	1,126	5,888	1,333	1,233				14,953	10,508
Customs Duties .....	2,940	2,664	2,460	2,799	2,284	2,526	2,495	2,400	2,563				23,131	21,876
Miscellaneous Receipts .....	10,804	7,762	9,447	8,453	6,501	6,980	7,822	9,518	8,875				76,162	75,884
<b>Total--Receipts This Year .....</b>	<b>184,316</b>	<b>161,730</b>	<b>269,508</b>	<b>272,225</b>	<b>122,815</b>	<b>186,018</b>	<b>406,723</b>	<b>197,182</b>	<b>286,627</b>				<b>2,087,143</b>	.....
<b>(On-Budget).....</b>	<b>144,166</b>	<b>118,561</b>	<b>230,049</b>	<b>207,810</b>	<b>67,807</b>	<b>120,570</b>	<b>332,553</b>	<b>139,762</b>	<b>220,392</b>				<b>1,581,669</b>	.....
<b>(Off-Budget).....</b>	<b>40,150</b>	<b>43,169</b>	<b>39,459</b>	<b>64,415</b>	<b>55,008</b>	<b>65,448</b>	<b>74,170</b>	<b>57,420</b>	<b>66,235</b>				<b>505,474</b>	.....
<i>Total--Receipts Prior Year .....</i>	<i>163,072</i>	<i>152,402</i>	<i>239,963</i>	<i>234,319</i>	<i>103,413</i>	<i>171,215</i>	<i>318,807</i>	<i>180,713</i>	<i>260,177</i>				.....	<i>1,824,082</i>
<i>(On Budget).....</i>	<i>123,769</i>	<i>110,346</i>	<i>201,911</i>	<i>178,871</i>	<i>57,954</i>	<i>119,308</i>	<i>258,106</i>	<i>134,391</i>	<i>205,262</i>				.....	<i>1,389,918</i>
<i>(Off Budget).....</i>	<i>39,303</i>	<i>42,056</i>	<i>38,052</i>	<i>55,448</i>	<i>45,459</i>	<i>51,906</i>	<i>60,701</i>	<i>46,322</i>	<i>54,916</i>				.....	<i>434,163</i>
<b>Outlays:</b>														
Legislative Branch .....	442	371	354	380	328	338	399	363	310				3,286	3,412
Judicial Branch .....	573	623	563	563	545	738	542	616	501				5,262	5,294
<b>Department of Agriculture:</b>														
Commodity Credit Corporation and Foreign Agricultural Service.....	6,938	2,007	1,252	1,224	-23	-233	-45	-400	-543				10,176	8,968
Other .....	14,499	12,678	15,111	14,313	11,834	11,282	11,802	12,147	10,986				114,650	101,037
Department of Commerce.....	961	786	811	736	688	545	927	705	802				6,961	7,996
<b>Department of Defense:</b>														
<b>Military Programs:</b>														
Military Personnel .....	26,106	15,773	11,060	6,392	11,463	11,341	11,125	16,063	6,500				115,824	120,690
Operation and Maintenance.....	20,925	22,152	21,686	23,444	20,707	21,686	21,075	23,801	20,109				195,585	207,728
International Reconstruction and Other Assistance .....	(**)	(**)	(**)	(**)	(**)	(**)	(**)	(**)	2				4	15
Procurement.....	8,998	8,990	9,212	12,736	6,905	13,675	7,411	8,225	9,025				85,178	94,488
Research, Development, Test, and Evaluation.....	4,695	4,883	6,548	6,397	4,196	5,798	6,001	5,674	5,055				49,247	52,518
Military Construction .....	1,317	1,000	1,104	934	860	852	992	1,048	907				9,014	11,342
Family Housing.....	170	183	134	226	132	132	217	155	128				1,477	1,705
Revolving and Management Funds .....	550	988	177	484	-449	348	209	-24	-86				2,197	2,238
Other .....	-212	-184	218	271	-190	-217	-516	-665	641				-853	-377
<b>Total Military Programs .....</b>	<b>62,549</b>	<b>53,784</b>	<b>50,140</b>	<b>50,885</b>	<b>43,625</b>	<b>53,615</b>	<b>46,514</b>	<b>54,277</b>	<b>42,282</b>				<b>457,671</b>	<b>490,348</b>
Department of Education .....	3,853	5,722	6,054	-1,032	7,971	7,180	81	6,465	-9,296				26,998	39,248
Department of Energy.....	2,506	2,240	2,451	1,964	2,055	967	1,949	2,319	2,577				19,026	24,889
<b>Department of Health and Human Services:</b>														
National Institutes of Health .....	2,668	2,546	2,610	2,430	2,447	2,666	2,552	2,577	2,652				23,148	24,332
<b>Centers for Medicare And Medicaid Services:</b>														
Grants to States for Medicaid .....	23,259	20,896	21,766	21,792	20,553	20,970	22,970	24,370	21,516				198,091	188,292
Federal Hospital Ins. Trust Fund.....	21,946	28,201	15,197	22,534	22,638	22,532	22,553	28,897	19,516				204,015	200,880
Federal Supp. Med. Ins. Trust Fund .....	26,828	36,532	15,106	23,558	24,334	24,959	26,409	36,766	16,390				230,882	223,279
Other .....	19,098	24,139	15,436	19,631	20,298	20,661	28,044	24,419	19,537				191,261	188,311
Administration for Children and Families.....	4,315	4,390	4,049	4,553	3,865	4,433	3,956	4,041	3,685				37,288	36,740
Other .....	-21,802	-26,386	-18,635	-22,147	-23,758	-23,724	-31,165	-27,338	-30,261				-225,216	-215,605
Department of Homeland Security.....	4,858	5,352	5,613	5,866	5,146	5,532	4,519	4,321	3,812				45,018	36,222
Department of Housing and Urban Development .....	2,756	2,763	3,006	2,530	2,749	2,761	2,412	2,363	1,828				23,167	33,191
Department of the Interior .....	910	-892	913	851	789	879	940	726	1,552				6,669	9,414
Department of Justice.....	3,569	2,485	1,431	2,615	2,450	2,492	2,486	2,899	1,700				22,129	24,077
<b>Department of Labor:</b>														
Unemployment Trust Fund .....	6,660	6,128	6,417	7,800	6,340	6,012	6,420	5,885	5,250				56,912	75,247
Other .....	-1,167	1,523	1,230	1,136	176	1,275	1,283	135	705				6,296	6,640
Department of State.....	1,893	2,996	2,186	1,723	1,757	1,824	1,836	1,874	1,615				17,703	18,661
<b>Department of Transportation:</b>														
Highway Trust Fund.....	4,292	3,270	3,339	2,468	2,427	2,350	2,422	3,154	3,947				27,670	26,871
Other .....	3,197	2,523	3,369	2,623	2,360	2,739	3,152	2,844	2,513				25,322	27,656
<b>Department of the Treasury:</b>														
Interest on Treasury Debt Securities (Gross).....	12,923	25,069	95,737	17,817	16,882	23,472	35,952	24,378	93,032				345,261	375,312
Other .....	4,787	6,800	-2,065	3,101	52,350	-742	10,836	6,774	-63,386				18,455	128,091



**Table 7. Receipts and Outlays of the U.S. Government by Month, Fiscal Year 2013**

[\$ millions]

Classification	Oct.	Nov.	Dec.	Jan.	Feb.	March	April	May	June	July	Aug.	Sept.	Fiscal Year to Date	Comparable Period Prior F.Y.
<b>Outlays:—Continued</b>														
Department of Veterans Affairs:														
Compensation And Pensions.....	5,115	9,555	5,178	583	5,374	5,334	5,403	10,314	874				47,730	43,618
National Service Life.....	61	77	71	89	82	92	92	86	75				726	743
Other.....	6,220	6,180	5,379	5,672	5,263	6,906	5,840	6,231	6,201				53,892	51,441
Corps of Engineers.....	645	777	672	537	422	424	471	499	437				4,883	5,985
Other Defense Civil Programs.....	5,329	8,546	5,254	1,523	5,208	4,759	2,338	8,833	1,153				42,944	40,348
Environmental Protection.....	900	781	835	891	951	817	748	685	604				7,212	7,649
Executive Office of the President.....	26	30	31	29	32	37	34	34	28				281	297
General Services Administration.....	-25	-146	63	-60	-119	142	-191	219	-103				-221	1,029
International Assistance Program:														
International Security Assistance.....	440	1,366	471	347	1,349	1,312	431	1,468	720				7,902	9,820
Multilateral Assistance.....	122	139	4	17	4	100	88	313	1,934				2,720	3,026
Agency for International Development.....	490	659	197	370	428	360	443	722	452				4,121	3,323
Other.....	154	-82	952	-746	300	541	-117	-30	44				1,016	2,211
National Aeronautics and Space Administration.....	1,334	1,397	1,846	980	1,281	1,455	1,172	1,580	1,278				12,321	12,059
National Science Foundation.....	650	594	669	370	607	593	402	598	674				5,157	5,112
Office of Personnel Management.....	7,520	6,837	6,390	7,416	6,886	6,537	7,535	6,799	6,377				62,297	58,742
Small Business Administration.....	95	93	101	123	98	117	-687	115	106				164	2,652
Social Security Administration:														
Federal Old-Age and Survivors Ins.														
Trust Fund (Off-Budget).....	53,772	54,089	54,625	55,127	55,723	55,794	55,310	56,191	60,410				501,041	473,931
Federal Disability Ins. Trust														
Fund (Off-Budget).....	11,361	11,398	12,024	11,805	11,777	12,196	11,865	11,993	12,580				106,998	103,406
Other.....	4,526	8,432	4,469	248	4,411	4,511	4,568	8,956	-28				40,092	38,680
Independent Agencies:														
Fed. Deposit Ins. Corp:														
Deposit Insurance Fund.....	316	30	165	202	77	-754	-815	734	5,066				5,021	4,263
FSLIC Resolution Fund.....	182	(**)	(**)	(**)	-2	1	-2	(**)	1				180	-2
Postal Service:														
Off-Budget:														
Public Enterprise Funds.....	-1,074	-669	-607	-723	6	835	-26	-331	-90				-2,679	-17
Other.....	125	.....	(**)	.....	.....	.....	.....	131	.....				255	256
Other.....	78	.....	(**)	.....	.....	.....	.....	.....	.....				78	74
Tennessee Valley Authority.....	-818	906	384	61	-220	-232	78	73	182				416	341
Other Independent Agencies.....	4,621	3,943	2,097	2,401	1,667	2,156	1,855	2,046	-1,772				19,014	20,993
Undistributed Offsetting Receipts:														
Employer Share, Employee Retirement.....	-20,646	-5,620	-5,178	-5,336	-5,290	-5,765	-5,440	-5,781	-5,402				-64,459	-67,099
Interest Received by Trust Funds.....	11,141	-1,422	-75,680	-1,930	-166	-1,138	-6,231	-1,537	-74,458				-151,421	-174,722
Rents and Royalties on Outer														
Continental Shelf Lands.....	-1,661	-592	-567	-567	-621	-104	-1,075	-604	-437				-6,228	-4,650
Sale of Major Assets.....	.....	.....	-2,588	.....	.....	.....	.....	.....	.....				-2,588	-3,996
Other.....	.....	(**)	(**)	(**)	(**)	.....	(**)	(**)	(**)				(**)	(**)
<b>Totals This Year:</b>														
Total Outlays.....	304,311	333,841	270,699	269,342	326,354	292,548	293,834	335,914	170,126				2,596,968	.....
(On-Budget).....	255,939	278,998	267,740	212,018	260,700	226,200	236,743	269,499	150,562				2,158,399	.....
(Off-Budget).....	48,372	54,844	2,959	57,324	65,653	66,348	57,091	66,415	19,564				438,569	.....
Total-Surplus (+) or Deficit (-).....	-119,995	-172,112	-1,191	+2,883	-203,539	-106,530	+112,889	-138,732	+116,501				-509,825	.....
(On-Budget).....	-111,774	-160,437	-37,691	-4,207	-192,894	-105,630	+95,810	-129,737	+69,830				-576,730	.....
(Off-Budget).....	-8,222	-11,675	+36,500	+7,091	-10,645	-900	+17,079	-8,995	+46,672				+66,905	.....
Total Borrowing from the Public.....	142,335	142,218	29,338	-20,938	261,952	95,355	27,899	-46,263	1,107				633,003	922,477
Total-Outlays Prior Year.....	261,539	289,704	325,930	261,726	335,090	369,372	259,690	305,348	319,919				.....	2,728,317
(On-Budget).....	214,770	238,285	328,868	217,653	281,056	315,494	215,365	251,615	317,698				.....	2,380,804
(Off-Budget).....	46,768	51,419	-2,939	44,073	54,034	53,878	44,325	53,733	2,221				.....	347,513
Total-Surplus (+) or Deficit (-) Prior Year.....	-98,466	-137,302	-85,967	-27,407	-231,677	-198,157	+59,117	-124,636	-59,741				.....	-904,236
(On-Budget).....	-91,001	-127,939	-126,957	-38,782	-223,102	-196,185	+42,741	-117,224	-112,436				.....	-990,886
(Off-Budget).....	-7,465	-9,363	+40,991	+11,375	-8,575	-1,971	+16,376	-7,411	+52,695				.....	+86,650

... No Transactions  
 (\*\*) Less than \$500,000

Note: Details may not add to totals due to rounding.

**Table 8. Trust Fund Impact on Budget Results and Investment Holdings as of June 30, 2013**

Classification	[\$ millions]						Securities Held as Investments		
	This Month			Fiscal Year to Date			Current Fiscal Year		
	Receipts	Outlays	Excess	Receipts	Outlays	Excess	Beginning of This Year	Close of This Month	Close of This Month
<b>Trust Receipts, Outlays, and Investments Held:</b>									
Airport and Airway .....	776	1,302	-526	9,096	8,651	445	10,425	12,112	11,699
Black Lung Disability.....	3	19	-16	368	177	191	.....	.....	.....
Federal Disability Insurance.....	12,198	12,580	-382	85,871	106,998	-21,127	132,345	111,509	111,225
Federal Employees Life and Health.....	.....	-164	164	.....	-2,311	2,311	62,511	64,438	64,602
Federal Employees Retirement .....	18,393	6,507	11,886	54,445	58,524	-4,080	844,419	808,776	750,760
Federal Hospital Insurance.....	32,474	19,717	12,757	193,469	205,163	-11,694	228,292	204,701	216,653
Federal Old-Age and Survivors Insurance .....	107,373	60,410	46,963	586,649	501,041	85,608	2,586,697	2,625,157	2,672,229
Federal Supplementary Medical Insurance.....	25,544	16,390	9,154	228,970	230,882	-1,912	69,324	60,464	69,175
Hazardous Substance Superfund.....	408	90	318	1,144	965	178	3,250	3,180	3,490
Highways.....	1,531	4,666	-3,135	30,949	34,127	-3,177	9,970	12,317	9,332
Military Advances.....	2,425	2,328	98	19,539	18,896	644	.....	.....	.....
Military Retirement.....	1,433	398	1,035	89,336	40,646	48,690	376,439	423,811	425,129
Railroad Retirement.....	4,355	1,095	3,260	12,399	10,044	2,355	2,408	2,503	2,473
Unemployment .....	1,034	5,254	-4,220	79,056	56,985	22,071	20,673	33,264	28,951
Veterans Life Insurance.....	153	37	115	357	769	-411	8,878	8,349	8,465
All Other Trust .....	620	657	-37	6,277	4,037	2,240	21,944	23,936	23,957
<b>Total Trust Fund Receipts and Outlays and Investments Held from Table 6-D .....</b>	<b>208,719</b>	<b>131,285</b>	<b>77,434</b>	<b>1,397,927</b>	<b>1,275,595</b>	<b>122,332</b>	<b>4,377,575</b>	<b>4,394,517</b>	<b>4,398,141</b>
Less: Interfund Transactions.....	120,032	120,032	.....	642,422	642,422	.....			
Trust Fund Receipts and Outlays on the Basis of Tables 4 & 5 .....	88,687	11,253	77,434	755,505	633,173	122,332			
<b>Total Federal Fund Receipts and Outlays.....</b>	<b>198,126</b>	<b>159,059</b>	<b>39,067</b>	<b>1,332,389</b>	<b>1,964,547</b>	<b>-632,158</b>			
Less: Interfund Transactions.....	186	186	.....	751	751	.....			
Federal Fund Receipts and Outlays on the Basis of Table 4 & 5.....	197,940	158,873	39,067	1,331,638	1,963,796	-632,158			
<b>Net Budget Receipts &amp; Outlays .....</b>	<b>286,627</b>	<b>170,126</b>	<b>116,501</b>	<b>2,087,143</b>	<b>2,596,968</b>	<b>-509,825</b>			

Note: Interfund receipts and outlays are transactions between Federal funds and trust funds such as Federal payments and contributions, and interest and profits on investments in Federal securities. They have no net effect on overall budget receipts and outlays since the receipt side of such transactions is offset against budget outlays. In this table, Interfund receipts are shown as an adjustment to arrive at total receipts and outlays of trust funds respectively.

... No Transactions  
 Note: Details may not add to totals due to rounding.

**Table 9. Summary of Receipts by Source, and Outlays by Function of the U.S. Government, June 2013 and Other Periods**

Classification	[\$ millions]		
	This Month	Fiscal Year to Date	Comparable Period Prior Fiscal Year
<b>Receipts</b>			
Individual Income Taxes .....	118,306	992,168	840,471
Corporation Income Taxes.....	62,959	205,591	175,929
<b>Social Insurance and Retirement Receipts:</b>			
Employment and General Retirement.....	85,163	666,958	590,291
Unemployment Insurance .....	532	46,137	50,598
Other Retirement .....	277	2,674	2,813
Excise Taxes .....	6,719	59,369	55,713
Estate and Gift Taxes .....	1,233	14,953	10,508
Customs Duties .....	2,563	23,131	21,876
Miscellaneous Receipts .....	8,875	76,162	75,884
<b>Total.....</b>	<b>286,627</b>	<b>2,087,143</b>	<b>1,824,082</b>
<b>Net Outlays</b>			
National Defense .....	44,252	478,458	512,535
International Affairs.....	4,731	33,678	37,321
General Science, Space, and Technology.....	2,340	20,929	20,700
Energy .....	1,679	8,873	11,405
Natural Resources and Environment .....	2,695	27,231	28,731
Agriculture .....	503	30,075	17,962
Commerce and Housing Credit.....	-62,346	-89,738	35,428
Transportation .....	7,530	64,901	66,816
Community and Regional Development.....	2,133	26,511	20,302
Education, Training, Employment and Social Services.....	-7,407	50,788	66,101
Health .....	29,251	267,488	260,807
Medicare.....	21,541	368,394	363,079
Income Security.....	25,064	424,626	434,265
Social Security.....	72,996	608,021	577,266
Veterans Benefits and Services.....	7,161	102,756	96,215
Administration of Justice.....	4,154	40,589	43,494
General Government .....	1,812	19,367	16,649
Net Interest.....	17,876	187,295	194,987
Undistributed Offsetting Receipts .....	-5,839	-73,274	-75,745
<b>Total.....</b>	<b>170,126</b>	<b>2,596,968</b>	<b>2,728,317</b>

Note: Details may not add to totals due to rounding.

# Explanatory Notes

## 1. Flow of Data into Monthly Treasury Statement

The *Monthly Treasury Statement (MTS)* is assembled from data in the central accounting system. The major sources of data include monthly accounting reports by Federal entities and disbursing officers, and daily reports from the Federal Reserve banks. These reports detail accounting transactions affecting receipts and outlays of the Federal Government and off-budget Federal entities, and their related effect on the assets and liabilities of the U.S. Government. Information is presented in the *MTS* on a modified cash basis.

## 2. Notes on Receipts

Receipts included in the report are classified into the following major categories: (1) budget receipts and (2) offsetting collections (also called applicable receipts). Budget receipts are collections from the public that result from the exercise of the Government's sovereign or governmental powers, excluding receipts offset against outlays. These collections, also called governmental receipts, consist mainly of tax receipts (including social insurance taxes), receipts from court fines, certain licenses, and deposits of earnings by the Federal Reserve System. Refunds of receipts are treated as deductions from gross receipts.

Offsetting collections are from other Government accounts or the public that are of a business-type or market-oriented nature. They are classified into two major categories: (1) offsetting collections credited to appropriations or fund accounts, and (2) offsetting receipts (i.e., amounts deposited in receipt accounts). Collections credited to appropriation or fund accounts normally can be used without appropriation action by Congress. These occur in two instances: (1) when authorized by law, amounts collected for materials or services are treated as reimbursements to appropriations and (2) in the three types of revolving funds (public enterprise, intra governmental, and trust); collections are netted against spending, and outlays are reported as the net amount.

Offsetting receipts in receipt accounts cannot be used without being appropriated. They are subdivided into two categories: (1) proprietary receipts - these collections are from the public and they are offset against outlays by agency and by function, and (2) intra governmental funds - these are payments into receipt accounts from Governmental appropriation or fund accounts. The transactions may be intrabudgetary when the payment and receipt both occur within the budget or from receipts from off-budget Federal entities in those cases where payment is made by a Federal entity whose budget authority and outlays are excluded from the budget totals.

Intrabudgetary transactions are subdivided into three categories: (1) interfund transactions, where the payments are from one fund group (either Federal funds or trust funds) to a receipt account in the other fund group; (2) Federal intrafund transactions, where the payments and receipts both occur within the Federal fund group; and (3) trust intrafund transactions, where the payments and receipts both occur within the trust fund group.

Offsetting receipts are generally deducted from budget authority and outlays by function, by subfunction, or by agency. There are four types of receipts, however, that are deducted from budget totals as undistributed offsetting receipts. They are: (1) agencies' payments (including payments by off-budget Federal entities) as employers into employees retirement funds, (2) interest received by trust funds, (3) rents and royalties on the Outer Continental Shelf lands, and (4) other interest (i.e., interest collected on Outer Continental Shelf money in deposit funds when such money is transferred into the budget).

## 3. Notes on Outlays

Outlays are generally accounted for on the basis of checks issued, electronic funds transferred, or cash payments made. Certain outlays do not require issuance of cash or checks. An example is charges made against appropriations for that part of employees' salaries withheld for taxes or savings bond allotments - these are counted as payments to the employee and credits for whatever purpose the money was withheld. Outlays are stated net of offsetting collections (including receipts of revolving and management funds) and of refunds. Interest on the public debt (public issues) is recognized on the accrual basis. Federal credit programs subject to the Federal Credit Reform Act of 1990 use the cash

basis of accounting and are divided into two components. The portion of the credit activities that involve a cost to the Government (mainly subsidies) is included within the budget program accounts. The remaining portion of the credit activities are in non-budget financing accounts. Outlays of off-budget Federal entities are excluded by law from budget totals. However, they are shown separately and combined with the on-budget outlays to display total Federal outlays.

## 4. Processing

The data on payments and collections are reported by account symbol into the central accounting system. In turn, the data are extracted from this system for use in the preparation of the *MTS*.

There are two major checks which are conducted to assure consistency of the data reported:

1. Verification of payment data. The monthly payment activity reported by Federal entities on the Statements of Transactions is compared to the payment activity of Federal entities as reported by disbursing officers.
2. Verification of collection data. Reported collections appearing on Statements of Transactions are compared to deposits as reported by Federal Reserve Banks.

## 5. Other Sources of Information About Federal Government Financial Activities

- *A Glossary of Terms Used in the Federal Budget Process, 2005* (Available from the U.S. Government Accountability Office, at <http://www.gao.gov/new.items/do5734sp.pdf>/September, or by calling 202-512-6000. This glossary provides a basic reference document of standardized definitions of terms used by the Federal Government in the budget making process.
- *Daily Treasury Statement* (Available on the internet at <http://www.fms.treas.gov/dts/>). The *Daily Treasury Statement* is published each working day of the Federal Government and provides data on the cash and debt operations of the Treasury.
- *Monthly Statement of the Public Debt of the United States* (Available on the internet at <http://www.treasurydirect.gov/govt/reports/pd/mspd/nspd.htm>). This publication provides detailed information concerning the public debt.
- *Treasury Bulletin* (Available from GPO, Washington, D.C. 20401 on a subscription or single copy and on the internet at <http://fms.treas.gov/bulletin/index.html>). Quarterly, contains a mix of narrative, tables, and charts on Treasury issues, Federal financial operations, international statistics, and special reports.
- *Budget of the United States Government, Fiscal Year 20\_\_* (Available from GPO, Washington, D.C. 20401 on a subscription basis only and on the internet at <http://www.access.gpo.gov/usbudget>). This publication is a single volume which provides budget information and contains:
  - *Appendix, The Budget of the United States Government, FY 20\_\_*
  - *The United States Budget in Brief, FY 20\_\_*
  - *Analytical Perspectives*
  - *Historical Tables*
- *Combined Statement of Receipts, Outlays, and Balances of the United States Government* (Available from Financial Management Services, U.S. Department of Treasury, Washington, D.C. 20227 and on the internet at <http://fms.treas.gov/annualreport/index.html>). This report includes budgetary results at the summary level and presents individual receipt and appropriation accounts at the detail level.

**Scheduled Release**

**The release date for the July 2013 Statement  
will be 2:00 p.m. EST August 12, 2013.**

Internet service subscribers can access the current issue of the Monthly Treasury Statement through the  
Financial Management Service's website:

<http://www.fms.treas.gov/mts/index.html>