

# Monthly Treasury Statement

## Receipts and Outlays of the United States Government

For Fiscal Year 2021 Through April 30, 2021, and Other Periods





## Highlight

April receipts were \$197 billion higher than last year. In 2021, the due date for final payment of individual non-withheld taxes was deferred from April until May; in 2020 the due date for final and quarterly estimated payments for individual and corporate taxes was deferred from April until July.

Outlays for military active duty and retirement, veterans benefits, Supplemental Security Income, and Medicare payments to health maintenance organizations and prescription drug plans accelerated into April, because May 1, 2021, the normal payment date, fell on a non-business day.

## Contents

Summary.....	Page 5
Receipts.....	Page 10
Outlays.....	Page 11
Means of Financing.....	Page 25
Receipts/Outlays by Month.....	Page 35
Federal Trust Funds/ Securities.....	Page 37
Receipts by Source/Outlays by Function.....	Page 38
Explanatory Notes.....	Page 39

## Introduction

The *Monthly Treasury Statement of Receipts and Outlays of the United States Government (MTS)* is prepared by the Bureau of the Fiscal Service, Department of the Treasury and, after approval by the Fiscal Assistant Secretary of the Treasury, is normally released on the 8th workday of the month following the reporting month. The publication is based on data provided by Federal entities, disbursing officers, and Federal Reserve banks.

### AUDIENCE

The *MTS* is published to meet the needs of those responsible for or interested in the cash position of the Treasury, those who are responsible or interested in the Government's budget results; and individuals and businesses whose operations depend upon or are related to the Government's financial operations.

### DISCLOSURE STATEMENT

This statement summarizes the financial activities of the Federal Government and off-budget Federal entities conducted in accordance with the Budget of the U.S. Government, i.e., receipts and outlays of funds, the surplus or deficit, and the means of financing the deficit or disposing of the surplus. Information is presented on a modified cash basis; receipts are accounted for on the basis of collections; refunds of receipts are treated as deductions from gross receipts; revolving and management fund receipts, reimbursements and refunds of monies previously expended are treated as deductions from gross outlays; and interest on the public debt (public issues) is recognized on the accrual basis. Major information sources include accounting data reported by Federal entities, disbursing officers, and Federal Reserve banks.

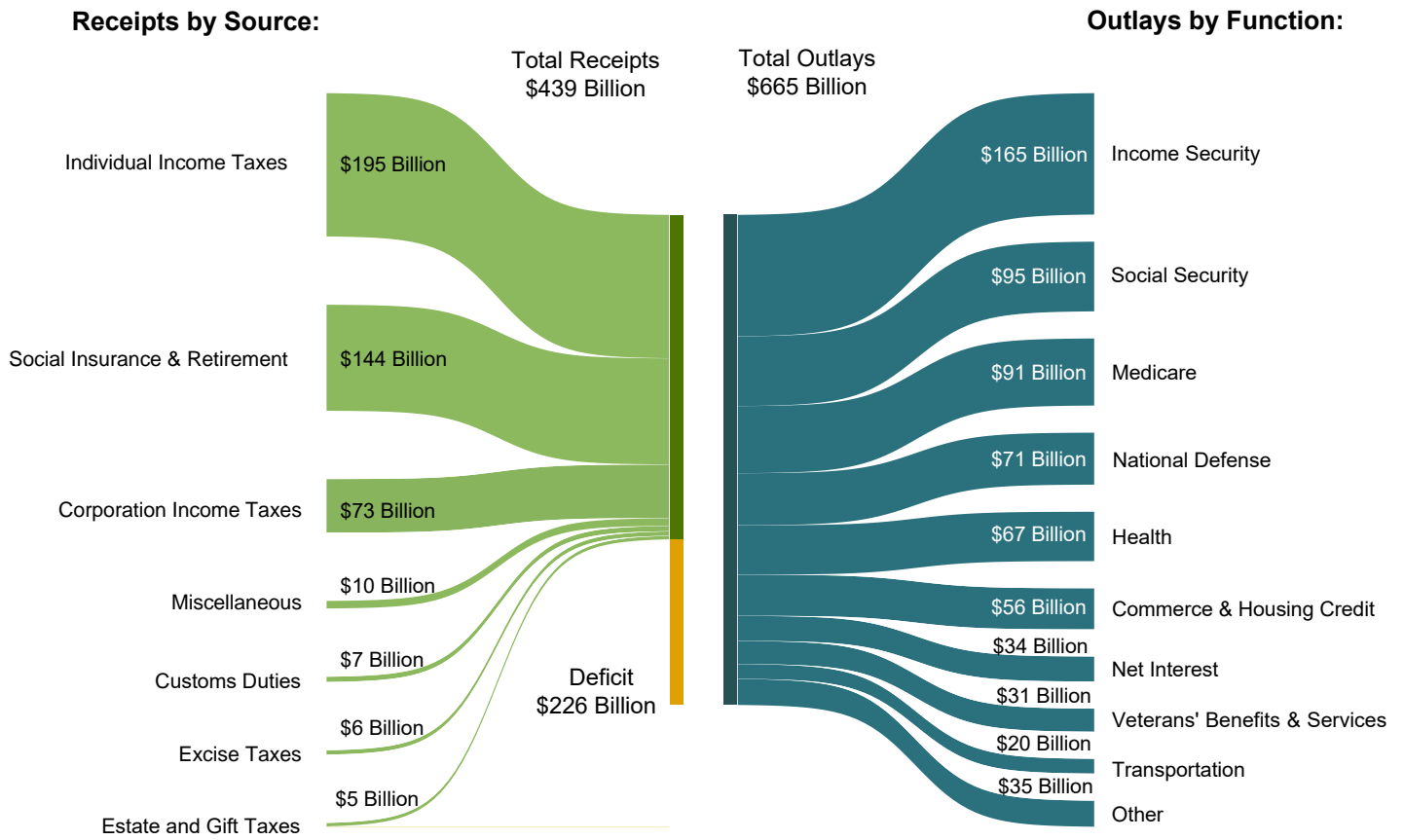
### TRIAD OF PUBLICATIONS

The *MTS* is part of a triad of Treasury financial reports. The *Daily Treasury Statement* is published each working day of the Federal Government. It provides data on the cash and debt operations of the Treasury based upon reporting of the Treasury account balances by Federal Reserve banks. The *MTS* is a report of Government receipts and outlays, based on agency reporting. The *Combined Statement of Receipts, Outlays, and Balances of the United States Government* is the official publication of the detailed receipts and outlays of the Government. It is published annually in accordance with legislative mandates given to the Secretary of the Treasury.

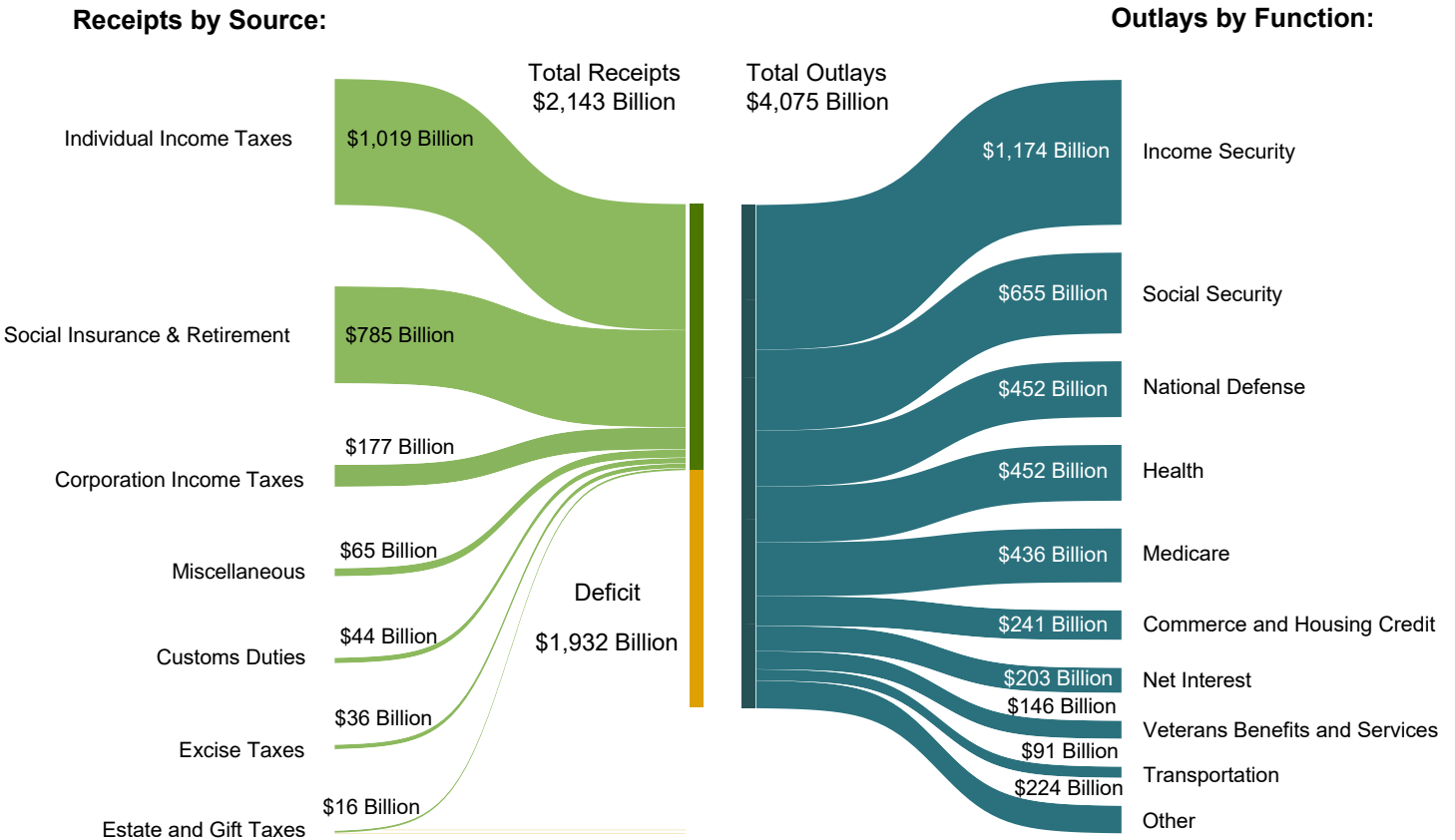
### DATA SOURCES AND INFORMATION

The Explanatory Notes section of this publication provides information concerning the flow of data into the *MTS* and sources of information relevant to the *MTS*.

**Figure 1. Receipts, Outlays, and Surplus/Deficit for April 2021**



**Figure 2. Cumulative Receipts, Outlays, and Surplus/Deficit through Fiscal Year 2021**



**Table 1. Summary of Receipts, Outlays, and the Deficit/Surplus of the U.S. Government, Fiscal Years 2020 and 2021, by Month**

[\$ millions]			
Period	Receipts	Outlays	Deficit/Surplus (-)
<b>FY 2020</b>			
October	245,521	379,988	134,467
November	225,185	434,024	208,838
December	335,805	349,091	13,286
January	372,288	404,883	32,595
February	187,951	423,229	235,278
March	236,766	355,754	118,988
April	241,863	979,885	738,022
May	173,861	572,614	398,754
June	240,829	1,104,903	864,074
July	563,496	626,487	62,992
August	223,221	423,233	200,012
September	373,169	497,780	124,611
<b>Year-to-Date</b>	<b>3,419,955</b>	<b>6,551,872</b>	<b>3,131,917</b>
<b>FY 2021</b>			
October	237,697	521,768	284,071
November	219,553	364,819	145,266
December	346,119	489,682	143,562
January	384,651	547,483	162,832
February	248,314	559,236	310,922
March	267,614	927,217	659,603
April	439,186	664,766	225,579
<b>Year-to-Date</b>	<b>2,143,134</b>	<b>4,074,970</b>	<b>1,931,836</b>

1 Outlays increased by \$11 million due to additional reporting by the General Services Administration.

Note: Details may not add to totals due to rounding.

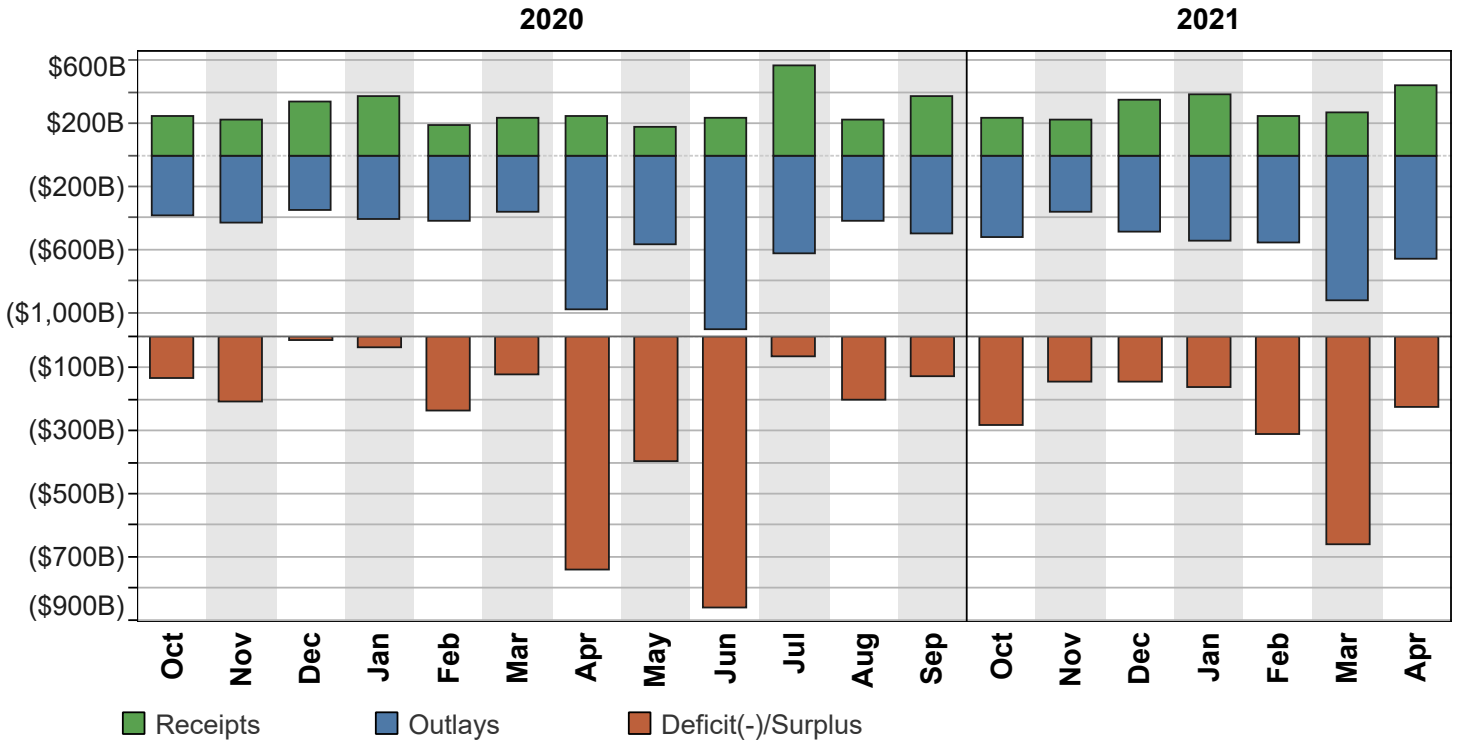
**Table 2. Summary of Budget and Off-Budget Results and Financing of the U.S. Government, April 2021 and Other Periods**

[\$ millions]					
Classification	This Month	Current Fiscal Year to Date	Budget Estimates Full Fiscal Year <sup>1</sup>	Comparable Prior Period Year to Date (2020)	Budget Estimates Next Fiscal Year (2022) <sup>1</sup>
<b>Total On-Budget and Off-Budget Results:</b>					
Total Receipts	439,186	2,143,134	3,863,293	1,845,379	4,085,664
On-Budget Receipts	336,905	1,568,424	2,852,257	1,285,216	3,020,952
Off-Budget Receipts	102,281	574,711	1,011,036	560,164	1,064,712
Total Outlays	664,766	4,074,970	4,829,359	3,326,854	5,005,418
On-Budget Outlays	577,910	3,493,582	3,811,118	2,776,915	3,920,492
Off-Budget Outlays	86,856	581,388	1,018,241	549,940	1,084,926
Total Surplus (+) or Deficit (-)	-225,579	-1,931,836	-966,066	-1,481,475	-919,754
On-Budget Surplus (+) or Deficit (-)	-241,004	-1,925,158	-958,861	-1,491,699	-899,540
Off-Budget Surplus (+) or Deficit (-)	+15,425	-6,677	-7,205	+10,224	-20,214
Total On-Budget and Off-Budget Financing	225,579	1,931,836	966,066	1,481,475	919,754
<b>Means of Financing:</b>					
Borrowing from the Public	65,521	1,027,420	1,030,904	2,247,575	978,663
Reduction of Operating Cash, Increase (-)	151,234	810,963	.....	-797,552	.....
By Other Means	8,824	93,452	-64,838	31,451	-58,909

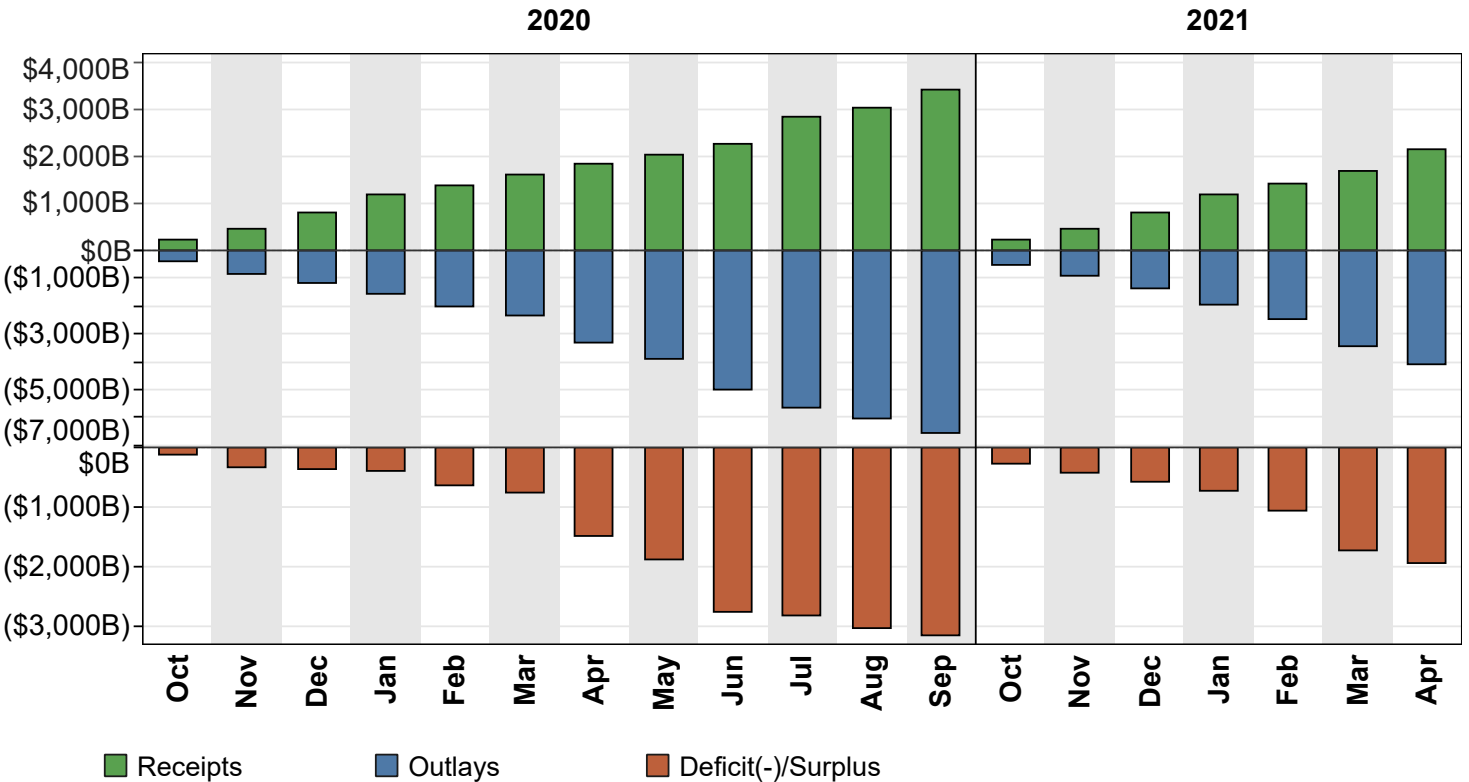
1 These estimates are based on the FY 2021 Budget, released by the Office of Management and Budget on February 10, 2020.

Note: Details may not add to totals due to rounding.  
... No Transactions

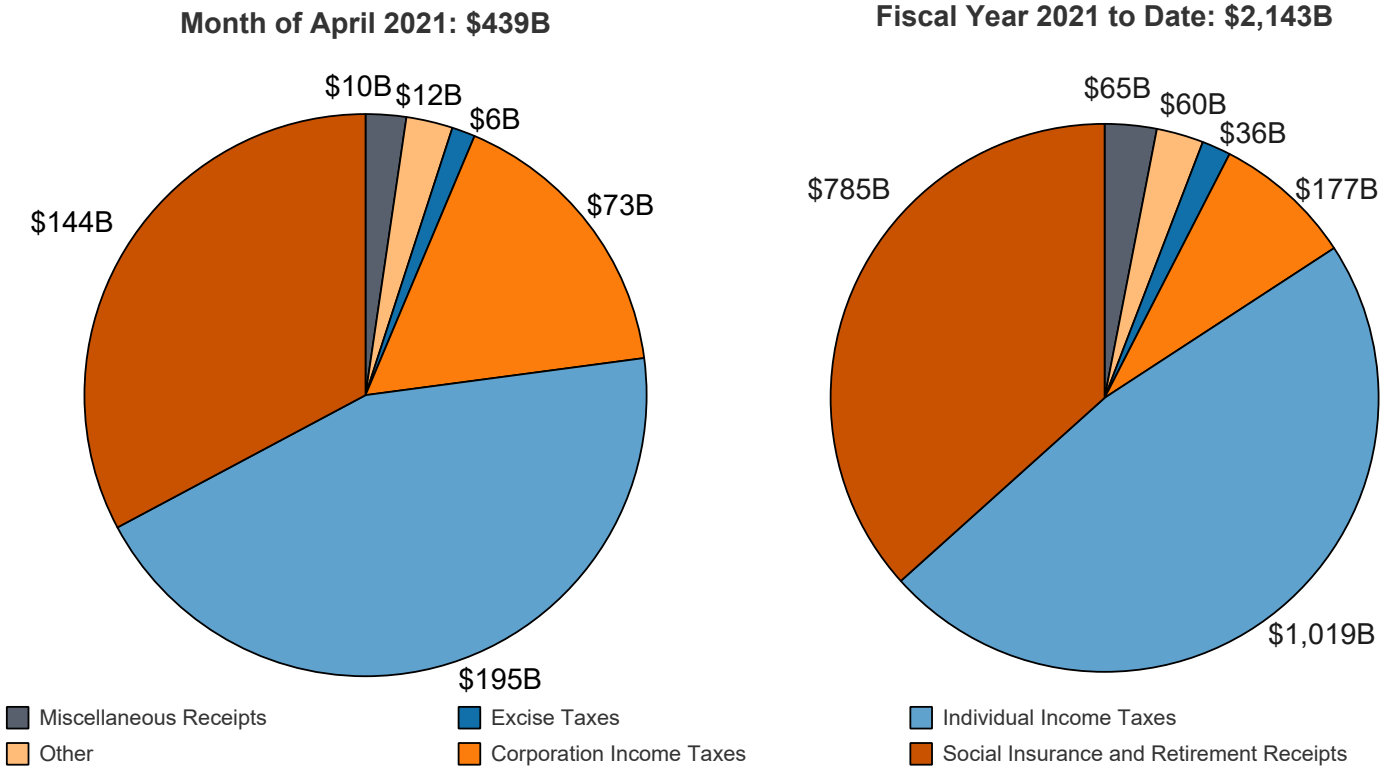
**Figure 3. Monthly Receipts, Outlays, and Budget Deficit/Surplus of the U.S. Government, Fiscal Years 2020 and 2021**



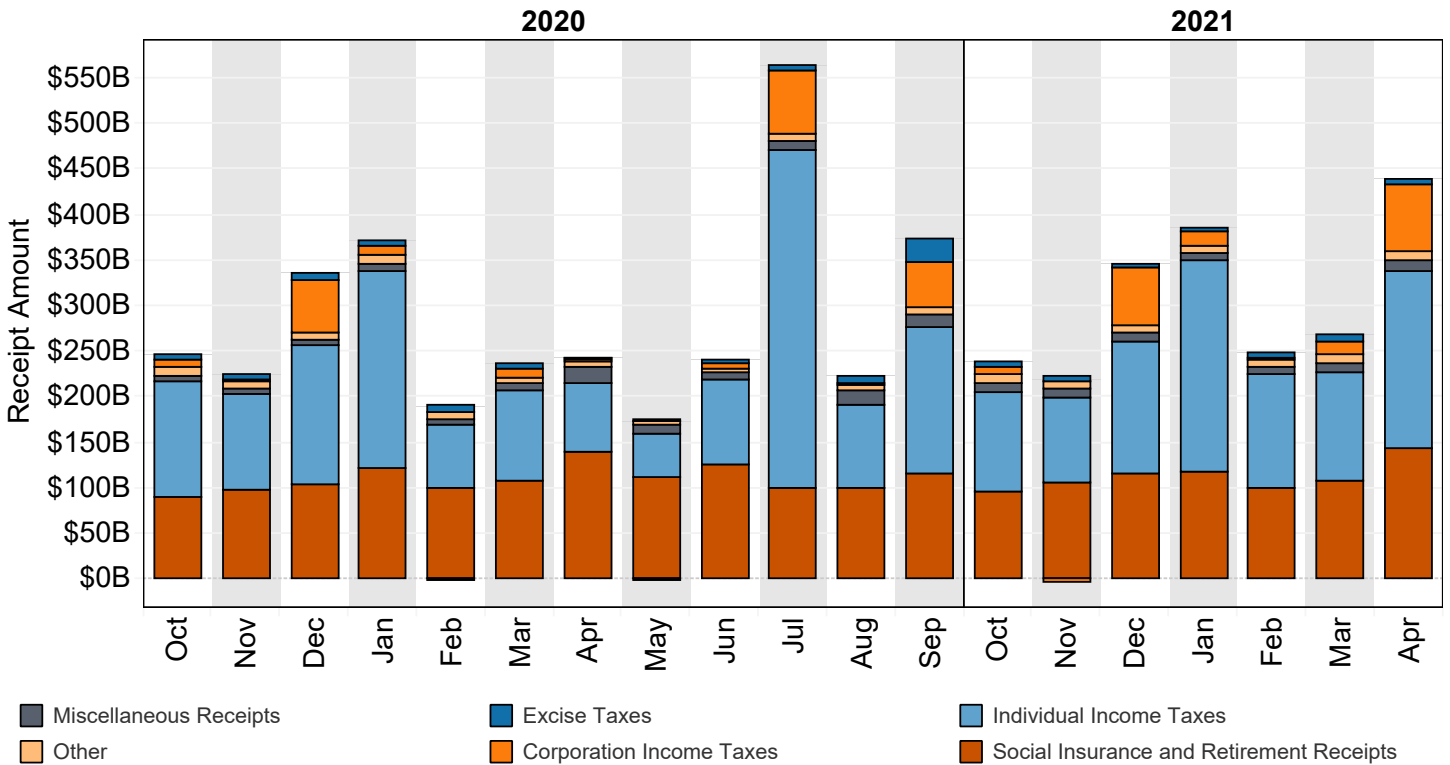
**Figure 4. Monthly Receipts, Outlays, and Budget Deficit/Surplus of the U.S. Government, Cumulative, Fiscal Years 2020 and 2021**



**Figure 5. Receipts of the U.S. Government, by Source, Fiscal Year 2021**



**Figure 6. Monthly Receipts of the U.S. Government, by Source, Fiscal Years 2020 and 2021**

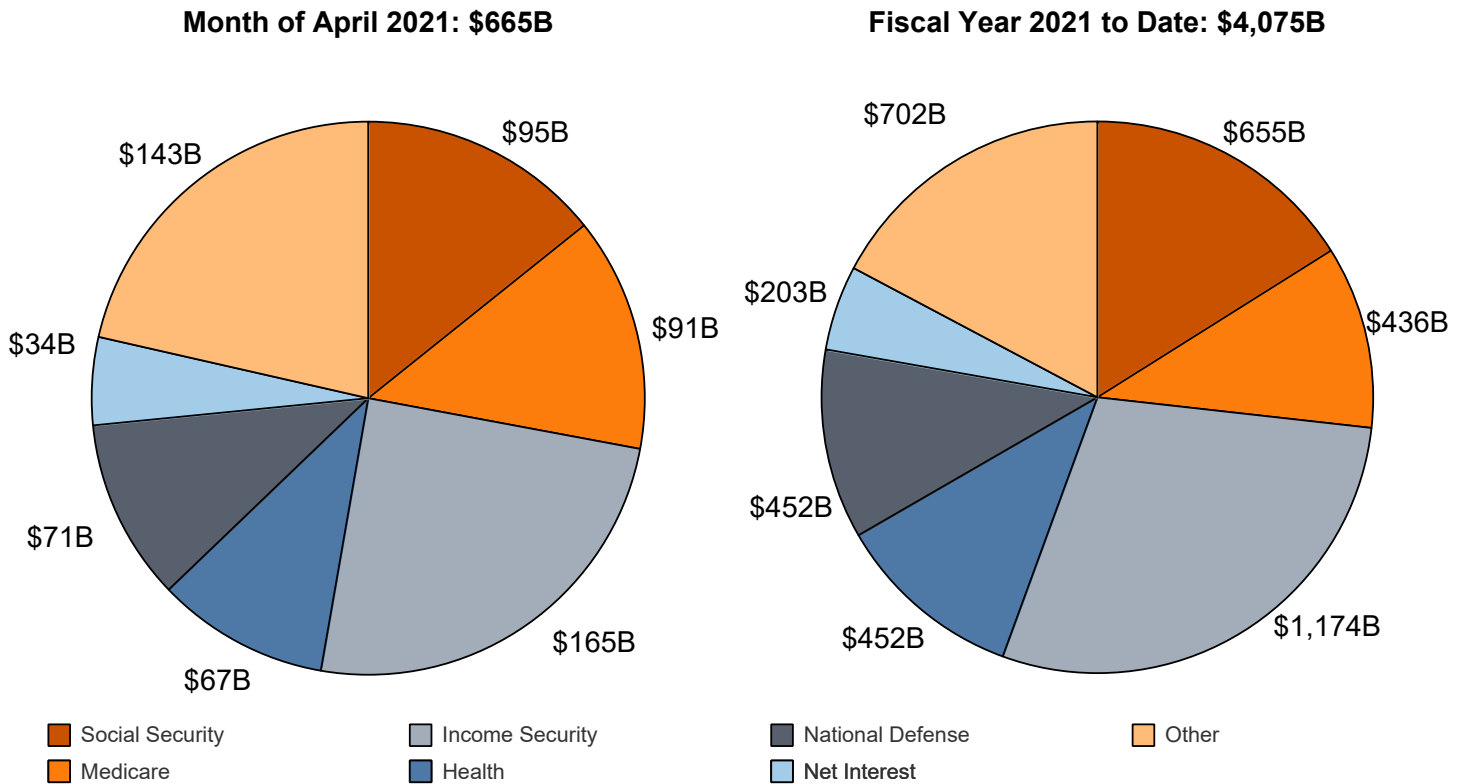


"Other" Includes: Customs Duties and Estate and Gift Taxes

\*Disclaimer: Other category is subject to change due to negative balances held.

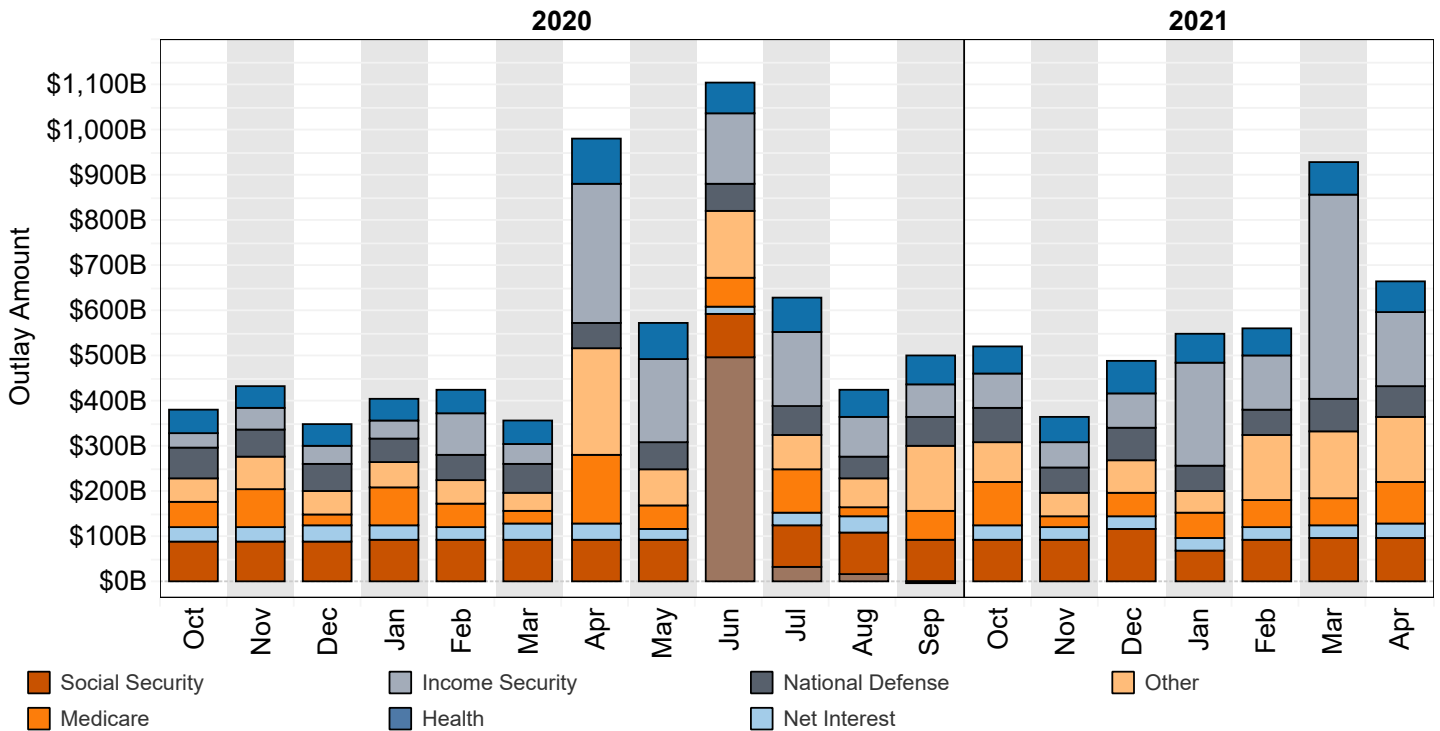
Note: Details may not add to totals due to rounding

**Figure 7. Outlays of the U.S. Government, by Source, Fiscal Year 2021**



\*Disclaimer: Other category is subject to change due to negative balances held.

**Figure 8. Monthly Outlays of the U.S. Government, by Source, Fiscal Years 2020 and 2021**



"Other" Includes: Administration of Justice, Agriculture, Community and Regional Development, Education, Training, Employment, and Social Services, Energy, General Government, General Science, Space, and Technology, International Affairs, Natural Resources and Environment, Transportation, Undistributed Offsetting Receipts, Veterans' Benefits and Services.

Note: Details may not add to totals due to rounding



**Table 3. Summary of Receipts and Outlays of the U.S. Government, April 2021 and Other Periods**

[\$ millions]				
Classification	This Month	Current Fiscal Year to Date	Comparable Prior Period Year to Date	Budget Estimates Full Fiscal Year <sup>1</sup>
<b>Budget Receipts</b>				
Individual Income Taxes	194,650	1,019,362	844,717	1,931,678
Corporation Income Taxes	72,769	177,148	88,194	284,093
Social Insurance and Retirement Receipts:				
Employment and General Retirement (Off-Budget)	102,281	574,711	560,164	1,011,036
Employment and General Retirement (On-Budget)	31,117	180,822	174,550	313,944
Unemployment Insurance	10,030	26,389	20,258	43,033
Other Retirement	546	3,304	2,953	5,581
Excise Taxes	5,889	36,388	40,328	87,206
Estate and Gift Taxes	4,576	16,055	9,802	21,641
Customs Duties	7,128	43,766	43,279	53,811
Miscellaneous Receipts	10,200	65,189	61,135	111,270
<b>Total Receipts</b>	<b>439,186</b>	<b>2,143,134</b>	<b>1,845,379</b>	<b>3,863,293</b>
<b>(On-Budget)</b>	<b>336,905</b>	<b>1,568,424</b>	<b>1,285,216</b>	<b>2,852,257</b>
<b>(Off-Budget)</b>	<b>102,281</b>	<b>574,711</b>	<b>560,164</b>	<b>1,011,036</b>
<b>Budget Outlays</b>				
Legislative Branch	394	3,064	3,078	5,795
Judicial Branch	819	4,960	4,856	8,993
Department of Agriculture	22,233	139,579	98,954	129,215
Department of Commerce	745	8,842	9,296	12,245
Department of Defense--Military Programs	67,179	430,605	403,459	729,329
Department of Education	10,297	62,391	48,957	78,962
Department of Energy	3,347	20,569	18,689	35,484
Department of Health and Human Services	157,717	875,568	869,273	1,371,719
Department of Homeland Security	8,246	54,712	34,512	60,330
Department of Housing and Urban Development	2,051	24,319	27,655	52,394
Department of the Interior	955	8,289	9,344	16,153
Department of Justice	3,561	21,956	22,152	41,133
Department of Labor	39,056	251,921	68,542	38,267
Department of State	2,444	18,513	18,603	26,454
Department of Transportation	9,432	57,006	46,698	88,706
Department of the Treasury:				
Interest on Treasury Debt Securities (Gross)	45,537	274,170	310,456	575,782
Other	90,121	721,599	506,270	114,876
Department of Veterans Affairs	31,255	146,319	123,453	235,288
Corps of Engineers	632	4,989	5,456	5,590
Other Defense Civil Programs	8,244	42,467	37,581	65,316
Environmental Protection Agency	803	4,817	5,298	7,533
Executive Office of the President	45	255	227	430
General Services Administration	-62	<sup>2</sup> -520	217	107,484
International Assistance Programs	1,327	13,700	14,873	34,717
National Aeronautics and Space Administration	1,818	13,170	12,150	23,846
National Science Foundation	564	3,874	3,996	8,003
Office of Personnel Management	9,074	62,325	62,939	0
Small Business Administration	56,920	240,587	14,764	871
Social Security Administration	104,071	693,450	664,708	1,214,807
Independent Agencies	2,439	10,868	19,630	26,451
Alyce Spotted Bear and Walter Soboleff Commission on Native Children	.....	(**)	.....	.....
Allowances	.....	.....	.....	-7,136
Undistributed Offsetting Receipts:				
Interest	-7,816	-60,938	-72,587	-140,551
Other	-8,680	-78,457	-66,645	-139,127
<b>Total Outlays</b>	<b>664,766</b>	<b>4,074,970</b>	<b>3,326,854</b>	<b>4,829,359</b>
<b>(On-Budget)</b>	<b>577,910</b>	<b>3,493,582</b>	<b>2,776,915</b>	<b>3,811,118</b>
<b>(Off-Budget)</b>	<b>86,856</b>	<b>581,388</b>	<b>549,940</b>	<b>1,018,241</b>
<b>Surplus (+) or Deficit (-)</b>	<b>-225,579</b>	<b>-1,931,836</b>	<b>-1,481,475</b>	<b>-966,066</b>
<b>(On-Budget)</b>	<b>-241,004</b>	<b>-1,925,158</b>	<b>-1,491,699</b>	<b>-958,861</b>
<b>(Off-Budget)</b>	<b>+15,425</b>	<b>-6,677</b>	<b>+10,224</b>	<b>-7,205</b>

1 These estimates are based on the FY 2021 Budget, released by the Office of Management and Budget on February 10, 2020.

2 Outlays increased by \$11 million due to additional reporting for the month of March 2021.

Note: Details may not add to totals due to rounding.

... No Transactions

(\*\*) Less than absolute value of \$500,000

**Table 4. Receipts of the U.S. Government, April 2021 and Other Periods**

[\$ millions]

Classification	This Month			Current Fiscal Year to Date			Prior Fiscal Year to Date		
	Gross Receipts	Refunds (Deduct)	Receipts	Gross Receipts	Refunds (Deduct)	Receipts	Gross Receipts	Refunds (Deduct)	Receipts
<b>Individual Income Taxes</b>									
Withheld	124,090			862,347			827,738		
Presidential Election Campaign Fund	6			14			15		
Other	117,079			329,833			175,097		
<b>Total -- Individual Income Taxes</b>	<b>241,174</b>	<b>46,525</b>	<b>194,650</b>	<b>1,192,194</b>	<b>172,832</b>	<b>1,019,362</b>	<b>1,002,850</b>	<b>158,133</b>	<b>844,717</b>
<b>Corporation Income Taxes</b>									
	<b>76,057</b>	<b>3,288</b>	<b>72,769</b>	<b>206,941</b>	<b>29,794</b>	<b>177,148</b>	<b>112,431</b>	<b>24,236</b>	<b>88,194</b>
<b>Social Insurance and Retirement Receipts:</b>									
Employment and General Retirement:									
Federal Old-Age and Survivors Insurance Trust Fund:									
Federal Insurance Contributions Act Taxes	69,463	.....	69,463	462,723	3,310	459,413	450,057	.....	450,057
Self-Employment Contributions Act Taxes	17,970	.....	17,970	27,760	.....	27,760	27,320	.....	27,320
Adjustments Attributable to Prior Years-FICA	.....	.....	.....	4,019	.....	4,019	1,516	.....	1,516
Adjustments Attributable to Prior Years-SECA	.....	.....	.....	45	.....	45	-121	.....	-121
<b>Total -- Federal Old-Age and Survivors Insurance Trust Fund</b>	<b>87,433</b>	<b>.....</b>	<b>87,433</b>	<b>494,548</b>	<b>3,310</b>	<b>491,238</b>	<b>478,772</b>	<b>.....</b>	<b>478,772</b>
Federal Disability Insurance Trust Fund:									
Federal Insurance Contributions Act Taxes	11,796	.....	11,796	78,576	562	78,014	76,425	.....	76,425
Self-Employment Contributions Act Taxes	3,052	.....	3,052	4,715	.....	4,715	4,637	.....	4,637
Adjustments Attributable to Prior Years-FICA	.....	.....	.....	731	.....	731	372	.....	372
Adjustments Attributable to Prior Years-SECA	.....	.....	.....	13	.....	13	-42	.....	-42
<b>Total -- Federal Disability Insurance Trust Fund</b>	<b>14,848</b>	<b>.....</b>	<b>14,848</b>	<b>84,035</b>	<b>562</b>	<b>83,473</b>	<b>81,392</b>	<b>.....</b>	<b>81,392</b>
Federal Hospital Insurance Trust Fund:									
Federal Insurance Contributions Act Taxes	22,664	.....	22,664	163,850	.....	163,850	158,764	.....	158,764
Self-Employment Contributions Act Taxes	7,997	.....	7,997	12,633	.....	12,633	12,295	.....	12,295
Adjustments Attributable to Prior Years-FICA	.....	.....	.....	1,221	.....	1,221	267	.....	267
Adjustments Attributable to Prior Years-SECA	.....	.....	.....	100	.....	100	-17	.....	-17
<b>Total -- Federal Hospital Insurance Trust Fund</b>	<b>30,661</b>	<b>.....</b>	<b>30,661</b>	<b>177,804</b>	<b>.....</b>	<b>177,804</b>	<b>171,309</b>	<b>.....</b>	<b>171,309</b>
Railroad Retirement:									
Rail Pension and Supplemental Annuity	244	(**)	244	1,647	5	1,642	1,774	66	1,709
Social Security Equivalent Account	211	(**)	211	1,382	5	1,377	1,599	67	1,532
<b>Total -- Employment and General Retirement</b>	<b>133,398</b>	<b>(**)</b>	<b>133,398</b>	<b>759,414</b>	<b>3,882</b>	<b>755,533</b>	<b>734,846</b>	<b>132</b>	<b>734,714</b>
Unemployment Insurance:									
Deposits by States	6,644	.....	6,644	21,137	.....	21,137	14,782	.....	14,782
Federal Unemployment Taxes	3,363	23	3,340	5,259	70	5,189	5,486	80	5,406
Railroad Unemployment Taxes	45	.....	45	63	.....	63	70	.....	70
<b>Total -- Unemployment Insurance</b>	<b>10,052</b>	<b>23</b>	<b>10,030</b>	<b>26,459</b>	<b>70</b>	<b>26,389</b>	<b>20,338</b>	<b>80</b>	<b>20,258</b>
Other Retirement:									
Federal Employees' Retirement--Employee Share	544	.....	544	3,289	.....	3,289	2,935	.....	2,935
Non-Federal Employees Retirement	3	.....	3	15	.....	15	18	.....	18
<b>Total -- Other Retirement</b>	<b>546</b>	<b>.....</b>	<b>546</b>	<b>3,304</b>	<b>.....</b>	<b>3,304</b>	<b>2,953</b>	<b>.....</b>	<b>2,953</b>
<b>Total -- Social Insurance and Retirement Receipts</b>	<b>143,997</b>	<b>23</b>	<b>143,974</b>	<b>789,178</b>	<b>3,952</b>	<b>785,226</b>	<b>758,137</b>	<b>213</b>	<b>757,925</b>
<b>Excise Taxes:</b>									
Miscellaneous Excise Taxes	5,779	1,282	4,497	18,463	4,655	13,808	12,917	5,318	7,599
Airport and Airway Trust Fund	1,150	2	1,148	4,296	8	4,288	9,678	7	9,671
Highway Trust Fund	291	38	253	18,377	203	18,175	23,135	201	22,934
Black Lung Disability Trust Fund	-9	.....	-9	118	.....	118	123	.....	123
<b>Total -- Excise Taxes</b>	<b>7,210</b>	<b>1,321</b>	<b>5,889</b>	<b>41,254</b>	<b>4,866</b>	<b>36,388</b>	<b>45,853</b>	<b>5,526</b>	<b>40,328</b>
<b>Estate and Gift Taxes</b>									
	<b>4,722</b>	<b>146</b>	<b>4,576</b>	<b>16,670</b>	<b>614</b>	<b>16,055</b>	<b>10,187</b>	<b>385</b>	<b>9,802</b>
<b>Customs Duties</b>									
	<b>7,731</b>	<b>603</b>	<b>7,128</b>	<b>48,212</b>	<b>4,446</b>	<b>43,766</b>	<b>46,512</b>	<b>3,233</b>	<b>43,279</b>
<b>Miscellaneous Receipts:</b>									
Deposit of Earnings, Federal Reserve System	7,244	.....	7,244	48,508	.....	48,508	41,014	.....	41,014
Universal Service Fund	823	.....	823	5,313	.....	5,313	5,160	.....	5,160
All Other	2,134	1	2,134	11,375	6	11,368	14,986	25	14,961
<b>Total -- Miscellaneous Receipts</b>	<b>10,201</b>	<b>1</b>	<b>10,200</b>	<b>65,196</b>	<b>6</b>	<b>65,189</b>	<b>61,160</b>	<b>25</b>	<b>61,135</b>
<b>Total -- Receipts</b>	<b>491,093</b>	<b>51,907</b>	<b>439,186</b>	<b>2,359,644</b>	<b>216,509</b>	<b>2,143,134</b>	<b>2,037,130</b>	<b>191,750</b>	<b>1,845,379</b>
<b>Total -- On-Budget</b>	<b>388,812</b>	<b>51,907</b>	<b>336,905</b>	<b>1,781,061</b>	<b>212,637</b>	<b>1,568,424</b>	<b>1,476,966</b>	<b>191,750</b>	<b>1,285,216</b>
<b>Total -- Off-Budget</b>	<b>102,281</b>	<b>.....</b>	<b>102,281</b>	<b>578,582</b>	<b>3,872</b>	<b>574,711</b>	<b>560,164</b>	<b>.....</b>	<b>560,164</b>

Note: Details may not add to totals due to rounding.

(\*\*) Less than absolute value of \$500,000

... No Transactions

**Table 5. Outlays of the U.S. Government, April 2021 and Other Periods**

[\$ millions]

Classification	This Month			Current Fiscal Year to Date			Prior Fiscal Year to Date		
	Gross Outlays	Applicable Receipts	Outlays	Gross Outlays	Applicable Receipts	Outlays	Gross Outlays	Applicable Receipts	Outlays
<b>Legislative Branch:</b>									
Senate	81	(**)	81	585	(**)	585	566	1	565
House of Representatives	118	(**)	118	875	1	874	879	2	878
Joint Items	3	.....	3	16	.....	16	11	.....	11
Capitol Police	41	.....	41	289	.....	289	269	.....	269
Congressional Budget Office	4	.....	4	31	.....	31	31	.....	31
Architect of the Capitol	55	(**)	55	456	(**)	456	440	2	438
Library of Congress	51	(**)	51	413	2	411	414	5	409
Government Publishing Office	-22	.....	-22	-3	.....	-3	48	.....	48
Government Accountability Office	46	.....	46	359	.....	359	354	.....	354
United States Tax Court	5	.....	5	33	.....	33	31	.....	31
Other Legislative Branch Agencies	12	.....	12	43	.....	43	81	.....	81
Proprietary Receipts from the Public	.....	1	-1	.....	24	-24	.....	30	-30
Intrabudgetary Transactions	(**)	.....	(**)	-6	.....	-6	-7	.....	-7
Offsetting Governmental Receipts	.....	.....	.....	.....	.....	.....	.....	(**)	(**)
<b>Total--Legislative Branch</b>	<b>395</b>	<b>1</b>	<b>394</b>	<b>3,092</b>	<b>28</b>	<b>3,064</b>	<b>3,118</b>	<b>40</b>	<b>3,078</b>
<b>Judicial Branch:</b>									
Supreme Court of the United States	11	.....	11	65	.....	65	58	.....	58
Courts of Appeals, District Courts, and Other Judicial Services	842	.....	842	5,262	.....	5,262	5,142	.....	5,142
Other	38	.....	38	505	.....	505	460	.....	460
Proprietary Receipts from the Public	.....	-403	403	.....	82	-82	.....	95	-95
Intrabudgetary Transactions	-475	.....	-475	-791	.....	-791	-709	.....	-709
<b>Total--Judicial Branch</b>	<b>416</b>	<b>-403</b>	<b>819</b>	<b>5,042</b>	<b>82</b>	<b>4,960</b>	<b>4,951</b>	<b>95</b>	<b>4,856</b>
<b>Department of Agriculture:</b>									
Agricultural Research Service	124	.....	124	854	.....	854	796	.....	796
National Institute of Food and Agriculture:									
Research and Education Activities	70	.....	70	414	.....	414	373	.....	373
Extension Activities	37	.....	37	266	.....	266	265	.....	265
Other	10	.....	10	67	.....	67	63	.....	63
Animal and Plant Health Inspection Service	118	.....	118	831	.....	831	805	.....	805
Food Safety and Inspection Service	84	.....	84	602	.....	602	602	.....	602
Agricultural Marketing Service	157	.....	157	1,210	.....	1,210	869	.....	869
Risk Management Agency:									
Administrative and Operating Expenses	5	.....	5	35	.....	35	37	.....	37
Federal Crop Insurance Corporation Fund	-97	-330	232	7,207	2,196	5,011	10,002	2,810	7,192
Farm Service Agency:									
Salaries and Expenses	152	.....	152	511	.....	511	515	.....	515
USDA Supplemental Assistance	(**)	.....	(**)	(**)	.....	(**)	2	.....	2
Agricultural Disaster Relief Fund	(**)	.....	(**)	(**)	.....	(**)	(**)	.....	(**)
Commodity Credit Corporation	347	726	-379	15,825	4,214	11,611	23,198	4,343	18,856
Tobacco Trust Fund	(**)	.....	(**)	(**)	.....	(**)	.....	.....	.....
Agricultural Credit Insurance Fund	5	-35	40	323	22	301	349	27	323
Other	44	.....	44	94	.....	94	124	.....	124
<b>Total--Farm Service Agency</b>	<b>547</b>	<b>691</b>	<b>-144</b>	<b>16,754</b>	<b>4,236</b>	<b>12,517</b>	<b>24,188</b>	<b>4,369</b>	<b>19,819</b>
Natural Resources Conservation Service:									
Conservation Operations	88	.....	88	495	.....	495	489	.....	489
Farm Security and Rural Investment Programs	154	.....	154	2,116	.....	2,116	2,255	.....	2,255
Other	32	.....	32	234	.....	234	146	.....	146
Rural Development	64	.....	64	-52	.....	-52	-47	.....	-47
Rural Housing Service:									
Rural Housing Insurance Fund	7	31	-24	467	231	236	487	270	217
Rental Assistance Program	104	.....	104	805	.....	805	706	.....	706
Other	16	.....	16	103	.....	103	103	.....	103
Rural Utilities Service:									
Rural Electrification and Telecommunications Fund	4	1	3	334	44	290	1,242	74	1,168
Other	49	2	46	365	32	333	356	33	323
Foreign Agricultural Service	135	.....	135	1,237	.....	1,237	1,226	.....	1,226
Food and Nutrition Service:									
Supplemental Nutrition Assistance Program	10,642	.....	10,642	66,193	.....	66,193	38,267	.....	38,267
Child Nutrition Programs	2,453	.....	2,453	14,696	.....	14,696	15,547	.....	15,547
Special Supplemental Nutrition Program for Women, Infants, and Children (WIC)	379	.....	379	2,840	.....	2,840	3,084	.....	3,084
Other	101	.....	101	715	.....	715	360	.....	360
<b>Total--Food and Nutrition Service</b>	<b>13,576</b>	<b>.....</b>	<b>13,576</b>	<b>84,445</b>	<b>.....</b>	<b>84,445</b>	<b>57,258</b>	<b>.....</b>	<b>57,258</b>

**Table 5. Outlays of the U.S. Government, April 2021 and Other Periods - Continued**

[\$ millions]

Classification	This Month			Current Fiscal Year to Date			Prior Fiscal Year to Date		
	Gross Outlays	Applicable Receipts	Outlays	Gross Outlays	Applicable Receipts	Outlays	Gross Outlays	Applicable Receipts	Outlays
<b>Department of Agriculture: - Continued</b>									
Forest Service:									
National Forest System	130	.....	130	1,065	.....	1,065	1,054	.....	1,054
Capital Improvement and Maintenance	13	.....	13	139	.....	139	263	.....	263
Wildland Fire Management	166	.....	166	2,089	.....	2,089	1,047	.....	1,047
Forest Service Permanent Appropriations	206	.....	206	282	.....	282	314	.....	314
Other	124	.....	124	744	.....	744	424	.....	424
<b>Total--Forest Service</b>	<b>639</b>	<b>.....</b>	<b>639</b>	<b>4,319</b>	<b>.....</b>	<b>4,319</b>	<b>3,101</b>	<b>.....</b>	<b>3,101</b>
Other	6,839	-45	6,884	24,077	3	24,074	1,806	22	1,784
Proprietary Receipts from the Public	(**)	217	-217	(**)	925	-925	(**)	803	-803
Intrabudgetary Transactions	38	.....	38	62	.....	62	205	.....	205
<b>Total--Department of Agriculture</b>	<b>22,801</b>	<b>568</b>	<b>22,233</b>	<b>147,247</b>	<b>7,668</b>	<b>139,579</b>	<b>107,336</b>	<b>8,382</b>	<b>98,954</b>
<b>Department of Commerce:</b>									
Economic Development Administration	76	.....	76	446	.....	446	196	.....	196
Bureau of the Census	158	.....	158	2,294	.....	2,294	3,221	.....	3,221
International Trade Administration	76	.....	76	323	.....	323	289	.....	289
National Oceanic and Atmospheric Administration	437	11	426	3,300	13	3,287	3,399	5	3,394
National Institute of Standards and Technology	96	.....	96	671	.....	671	635	.....	635
National Telecommunications and Information Administration	6	(**)	6	1,491	(**)	1,491	1,373	(**)	1,373
Other	-87	7	-94	378	42	335	233	43	190
Proprietary Receipts from the Public	.....	-2	2	.....	3	-3	.....	3	-3
Intrabudgetary Transactions	-1	.....	-1	(**)	.....	(**)	1	.....	1
Offsetting Governmental Receipts	.....	(**)	(**)	.....	1	-1	.....	1	-1
<b>Total--Department of Commerce</b>	<b>761</b>	<b>17</b>	<b>745</b>	<b>8,902</b>	<b>60</b>	<b>8,842</b>	<b>9,349</b>	<b>53</b>	<b>9,296</b>
<b>Department of Defense--Military Programs:</b>									
Military Personnel:									
Department of the Army	7,587	.....	7,587	42,127	.....	42,127	35,898	.....	35,898
Department of the Navy	5,811	.....	5,811	34,057	.....	34,057	30,419	.....	30,419
Department of the Air Force	4,957	.....	4,957	26,358	.....	26,358	23,593	.....	23,593
Defense Agencies	.....	.....	.....	9,845	.....	9,845	8,505	.....	8,505
<b>Total--Military Personnel</b>	<b>18,355</b>	<b>.....</b>	<b>18,355</b>	<b>112,387</b>	<b>.....</b>	<b>112,387</b>	<b>98,415</b>	<b>.....</b>	<b>98,415</b>
Operation and Maintenance:									
Department of the Army	5,978	.....	5,978	42,169	.....	42,169	43,159	.....	43,159
Department of the Navy	6,427	.....	6,427	39,566	.....	39,566	37,976	.....	37,976
Department of the Air Force	5,879	.....	5,879	37,210	.....	37,210	35,057	.....	35,057
Defense Agencies	6,832	.....	6,832	45,924	.....	45,924	43,626	.....	43,626
<b>Total--Operation and Maintenance</b>	<b>25,117</b>	<b>.....</b>	<b>25,117</b>	<b>164,870</b>	<b>.....</b>	<b>164,870</b>	<b>159,819</b>	<b>.....</b>	<b>159,819</b>
International Reconstruction and Other Assistance:									
Department of the Army	.....	.....	.....	1	.....	1	(**)	.....	(**)
Procurement:									
Department of the Army	1,901	.....	1,901	14,829	.....	14,829	13,872	.....	13,872
Department of the Navy	4,996	.....	4,996	33,437	.....	33,437	30,951	.....	30,951
Department of the Air Force	6,963	.....	6,963	29,327	.....	29,327	31,221	.....	31,221
Defense Agencies	703	.....	703	5,587	.....	5,587	5,277	.....	5,277
<b>Total--Procurement</b>	<b>14,563</b>	<b>.....</b>	<b>14,563</b>	<b>83,180</b>	<b>.....</b>	<b>83,180</b>	<b>81,320</b>	<b>.....</b>	<b>81,320</b>
Research, Development, Test, and Evaluation:									
Department of the Army	1,504	.....	1,504	8,516	.....	8,516	7,205	.....	7,205
Department of the Navy	1,577	.....	1,577	11,623	.....	11,623	10,436	.....	10,436
Department of the Air Force	2,636	.....	2,636	27,070	.....	27,070	24,970	.....	24,970
Defense Agencies	2,150	.....	2,150	14,480	.....	14,480	13,568	.....	13,568
<b>Total--Research, Development, Test, and Evaluation</b>	<b>7,867</b>	<b>.....</b>	<b>7,867</b>	<b>61,689</b>	<b>.....</b>	<b>61,689</b>	<b>56,178</b>	<b>.....</b>	<b>56,178</b>
Military Construction:									
Department of the Army	107	.....	107	947	.....	947	1,298	.....	1,298
Department of the Navy	305	.....	305	1,575	.....	1,575	980	.....	980
Department of the Air Force	125	.....	125	1,104	.....	1,104	993	.....	993
Defense Agencies	227	.....	227	1,822	.....	1,822	1,713	.....	1,713
<b>Total--Military Construction</b>	<b>764</b>	<b>.....</b>	<b>764</b>	<b>5,448</b>	<b>.....</b>	<b>5,448</b>	<b>4,985</b>	<b>.....</b>	<b>4,985</b>
Family Housing:									
Department of the Army	45	.....	45	313	.....	313	255	.....	255
Department of the Navy	32	.....	32	209	.....	209	152	.....	152
Department of the Air Force	34	.....	34	196	.....	196	199	.....	199
Defense Agencies	4	.....	4	33	.....	33	26	(**)	25
Revolving and Management Funds:									

**Table 5. Outlays of the U.S. Government, April 2021 and Other Periods - Continued**

[\$ millions]

Classification	This Month			Current Fiscal Year to Date			Prior Fiscal Year to Date		
	Gross Outlays	Applicable Receipts	Outlays	Gross Outlays	Applicable Receipts	Outlays	Gross Outlays	Applicable Receipts	Outlays
<b>Department of Defense--Military Programs: - Continued</b>									
Department of the Navy	(**)	.....	(**)	17	.....	17	49	.....	49
Defense Agencies:									
Working Capital Fund	290	.....	290	2,742	.....	2,742	2,903	.....	2,903
Other	-9	.....	-9	-32	.....	-32	64	.....	64
Allowances	.....	.....	.....	(**)	.....	(**)	9	.....	9
Trust Funds:									
Department of the Army	1	.....	1	6	.....	6	8	.....	8
Department of the Navy	2	.....	2	13	.....	13	14	.....	14
Department of the Air Force	5	.....	5	22	.....	22	2	.....	2
Defense Agencies	70	.....	70	255	.....	255	237	.....	237
Proprietary Receipts from the Public:									
Department of the Army	.....	-253	253	.....	-236	236	.....	29	-29
Department of the Navy	.....	11	-11	.....	142	-142	.....	15	-15
Department of the Air Force	.....	-5	5	.....	42	-42	.....	177	-177
Defense Agencies	.....	203	-203	.....	743	-743	.....	321	-321
Intrabudgetary Transactions:									
Department of the Army	-4	.....	-4	7	.....	7	-28	.....	-28
Department of the Navy	-3	.....	-3	-23	.....	-23	-12	.....	-12
Department of the Air Force	(**)	.....	(**)	-18	.....	-18	-10	.....	-10
Defense Agencies	(**)	.....	(**)	-20	.....	-20	-79	.....	-79
Offsetting Governmental Receipts:									
Department of the Army	.....	.....	.....	.....	1	-1	.....	4	-4
Defense Agencies	.....	.....	.....	.....	.....	.....	.....	500	-500
<b>Total--Department of Defense--Military Programs</b>	<b>67,134</b>	<b>-45</b>	<b>67,179</b>	<b>431,296</b>	<b>691</b>	<b>430,605</b>	<b>404,505</b>	<b>1,047</b>	<b>403,459</b>
<b>Department of Education:</b>									
Office of Elementary and Secondary Education:									
Accelerating Achievement and Ensuring Equity	1,601	.....	1,601	9,016	.....	9,016	9,771	.....	9,771
Impact Aid	147	.....	147	1,294	.....	1,294	1,385	.....	1,385
Education Improvement Programs	459	.....	459	2,615	.....	2,615	2,884	.....	2,884
Other	4,774	.....	4,774	16,088	.....	16,088	995	.....	995
<b>Total--Office of Elementary and Secondary Education</b>	<b>6,980</b>	<b>.....</b>	<b>6,980</b>	<b>29,013</b>	<b>.....</b>	<b>29,013</b>	<b>15,034</b>	<b>.....</b>	<b>15,034</b>
Office of Innovation and Improvement	77	.....	77	453	.....	453	509	.....	509
Office of English Language Acquisition	73	.....	73	388	.....	388	453	.....	453
Office of Special Education and Rehabilitative Services:									
Special Education	1,056	.....	1,056	7,386	.....	7,386	7,754	.....	7,754
Rehabilitation Services and Disability Research	207	.....	207	1,650	.....	1,650	1,977	.....	1,977
Special Institutions for Persons with Disabilities	24	.....	24	158	.....	158	151	.....	151
Office of Vocational and Adult Education	146	.....	146	1,000	.....	1,000	994	.....	994
Office of Postsecondary Education:									
Higher Education	200	.....	200	1,343	.....	1,343	1,367	.....	1,367
Other	87	(**)	87	1,908	2	1,906	206	2	205
<b>Total--Office of Postsecondary Education</b>	<b>286</b>	<b>(**)</b>	<b>286</b>	<b>3,251</b>	<b>2</b>	<b>3,249</b>	<b>1,573</b>	<b>2</b>	<b>1,572</b>
Office of Federal Student Aid:									
Student Financial Assistance	1,337	.....	1,337	16,879	.....	16,879	17,898	.....	17,898
Student Aid Administration	163	.....	163	1,065	.....	1,065	959	.....	959
Federal Student Loan Reserve Fund	-54	.....	-54	-54	.....	-54	.....	.....	.....
Federal Direct Student Loans	.....	.....	.....	2,728	.....	2,728	5,245	.....	5,245
Federal Family Education Loans	-8	.....	-8	-55	.....	-55	-142	.....	-142
Other	(**)	(**)	(**)	36	1	34	16	4	12
<b>Total--Office of Federal Student Aid</b>	<b>1,438</b>	<b>(**)</b>	<b>1,438</b>	<b>20,599</b>	<b>1</b>	<b>20,598</b>	<b>23,976</b>	<b>4</b>	<b>23,972</b>
Institute of Education Sciences	46	.....	46	306	.....	306	340	.....	340
Departmental Management	52	.....	52	359	.....	359	329	.....	329
Other	13	.....	13	202	.....	202	169	.....	169
Proprietary Receipts from the Public	.....	28	-28	.....	2,388	-2,388	.....	4,317	-4,317
Intrabudgetary Transactions	-72	.....	-72	18	.....	18	20	.....	20
<b>Total--Department of Education</b>	<b>10,325</b>	<b>28</b>	<b>10,297</b>	<b>64,783</b>	<b>2,391</b>	<b>62,391</b>	<b>53,279</b>	<b>4,322</b>	<b>48,957</b>
<b>Department of Energy:</b>									
National Nuclear Security Administration:									
Naval Reactors	105	.....	105	788	.....	788	804	.....	804
Weapons Activities	1,358	.....	1,358	7,397	.....	7,397	6,590	.....	6,590
Defense Nuclear Nonproliferation	171	.....	171	1,071	.....	1,071	1,194	.....	1,194
Other	36	.....	36	243	.....	243	248	.....	248

**Table 5. Outlays of the U.S. Government, April 2021 and Other Periods - Continued**

[\$ millions]

Classification	This Month			Current Fiscal Year to Date			Prior Fiscal Year to Date		
	Gross Outlays	Applicable Receipts	Outlays	Gross Outlays	Applicable Receipts	Outlays	Gross Outlays	Applicable Receipts	Outlays
<b>Department of Energy: - Continued</b>									
Environmental and Other Defense Activities:									
Defense Environmental Cleanup	503	.....	503	3,689	.....	3,689	3,635	.....	3,635
Other Defense Activities	72	.....	72	537	.....	537	540	.....	540
Defense Nuclear Waste Disposal	(**)	.....	(**)	(**)	.....	(**)	1	.....	1
Energy Programs:									
Science	548	.....	548	3,877	.....	3,877	3,543	.....	3,543
Energy Supply	171	.....	171	1,094	.....	1,094	1,061	.....	1,061
Energy Efficiency and Renewable Energy	193	.....	193	1,253	.....	1,253	1,211	.....	1,211
Fossil Energy Research and Development	59	.....	59	394	.....	394	375	.....	375
Uranium Enrichment Decontamination and Decommissioning Fund	74	.....	74	456	.....	456	456	.....	456
Advanced Technology Vehicles Manufacturing Loan Program	15	.....	15	17	.....	17	2	.....	2
Title 17 Innovative Technology Loan Guarantee Program	298	.....	298	312	.....	312	128	.....	128
Other	137	45	92	844	97	747	705	69	636
Total--Energy Programs	1,496	45	1,451	8,247	97	8,150	7,481	69	7,412
Power Marketing Administration	268	335	-67	2,357	2,339	18	2,333	2,301	31
Departmental Administration	-12	.....	-12	175	.....	175	100	.....	100
Proprietary Receipts from the Public	.....	121	-121	.....	579	-579	.....	971	-971
Intrabudgetary Transactions	-148	.....	-148	-921	.....	-921	-895	.....	-895
<b>Total--Department of Energy</b>	<b>3,848</b>	<b>501</b>	<b>3,347</b>	<b>23,584</b>	<b>3,015</b>	<b>20,569</b>	<b>22,031</b>	<b>3,342</b>	<b>18,689</b>
<b>Department of Health and Human Services:</b>									
Food and Drug Administration	534	1	533	2,342	5	2,338	1,850	6	1,844
Health Resources and Services Administration	1,175	.....	1,175	8,279	.....	8,279	6,951	.....	6,951
Indian Health Service	1,620	.....	1,620	6,026	.....	6,026	4,970	.....	4,970
Centers for Disease Control and Prevention	936	.....	936	5,829	.....	5,829	4,750	.....	4,750
National Institutes of Health	3,495	.....	3,495	22,534	.....	22,534	21,409	.....	21,409
Substance Abuse and Mental Health Services Administration	501	.....	501	3,333	.....	3,333	3,043	.....	3,043
Agency for Healthcare Research and Quality	27	.....	27	198	.....	198	199	.....	199
Centers for Medicare and Medicaid Services:									
Grants to States for Medicaid	45,768	.....	45,768	295,725	.....	295,725	252,914	.....	252,914
Payments to Health Care Trust Funds	36,093	.....	36,093	258,925	.....	258,925	215,770	.....	215,770
Children's Health Insurance Fund	905	.....	905	9,105	.....	9,105	9,474	.....	9,474
State Grants and Demonstrations	39	.....	39	165	.....	165	197	.....	197
Federal Hospital Insurance Trust Fund:									
Benefit Payments	38,417	.....	38,417	212,901	.....	212,901	283,479	.....	283,479
Administrative Expenses	362	.....	362	2,015	.....	2,015	2,036	.....	2,036
Total--Federal Hospital Insurance Trust Fund	38,779	.....	38,779	214,916	.....	214,916	285,515	.....	285,515
Health Care Fraud and Abuse Control	130	.....	130	1,145	.....	1,145	1,108	.....	1,108
Federal Supplementary Medical Insurance Trust Fund:									
Benefit Payments	48,060	.....	48,060	242,722	.....	242,722	221,754	.....	221,754
Administrative Expenses	390	.....	390	2,406	.....	2,406	2,633	.....	2,633
Medicare Prescription Drugs:									
Benefit Payments	17,360	.....	17,360	65,666	.....	65,666	50,634	.....	50,634
Total--Federal Supplementary Medical Insurance Trust Fund	65,811	.....	65,811	310,794	.....	310,794	275,021	.....	275,021
Other	279	.....	279	4,369	.....	4,369	3,675	.....	3,675
Total--Centers for Medicare and Medicaid Services	187,805	.....	187,805	1,095,144	.....	1,095,144	1,043,674	.....	1,043,674
Administration for Children and Families:									
Temporary Assistance for Needy Families	1,356	.....	1,356	8,932	.....	8,932	10,250	.....	10,250
Contingency Fund	30	.....	30	279	.....	279	373	.....	373
Payments to States for Child Support Enforcement and Family Support Programs	332	.....	332	1,920	.....	1,920	2,235	.....	2,235
Low Income Home Energy Assistance	401	.....	401	2,724	.....	2,724	2,609	.....	2,609
Refugee and Entrant Assistance	544	.....	544	1,546	.....	1,546	1,083	.....	1,083
Child Care Entitlement to States	231	.....	231	1,801	.....	1,801	1,803	.....	1,803
Payments to States for the Child Care and Development Block Grant	1,242	.....	1,242	4,949	.....	4,949	2,985	.....	2,985
Social Services Block Grant	223	.....	223	877	.....	877	1,041	.....	1,041
Children and Families Services Programs	1,172	.....	1,172	7,742	.....	7,742	7,350	.....	7,350
Payments to States for Foster Care and Adoption Assistance	851	.....	851	5,443	.....	5,443	5,007	.....	5,007
Other	57	.....	57	288	.....	288	330	.....	330
Total--Administration for Children and Families	6,437	.....	6,437	36,501	.....	36,501	35,065	.....	35,065

**Table 5. Outlays of the U.S. Government, April 2021 and Other Periods - Continued**

[\$ millions]

Classification	This Month			Current Fiscal Year to Date			Prior Fiscal Year to Date		
	Gross Outlays	Applicable Receipts	Outlays	Gross Outlays	Applicable Receipts	Outlays	Gross Outlays	Applicable Receipts	Outlays
<b>Department of Health and Human Services: - Continued</b>									
Administration for Community Living	212	.....	212	1,575	.....	1,575	1,358	.....	1,358
Departmental Management	4,690	.....	4,690	43,824	.....	43,824	41,499	.....	41,499
Other	103	.....	103	545	.....	545	577	.....	577
Proprietary Receipts from the Public	.....	13,693	-13,693	.....	91,198	-91,198	.....	79,822	-79,822
Intrabudgetary Transactions:									
Payments for Health Insurance for the Aged:									
Federal Supplementary Medical Insurance Trust Fund	-32,062	.....	-32,062	-250,883	.....	-250,883	-208,175	.....	-208,175
Payments for Tax and Other Credits:									
Federal Hospital Insurance Trust Fund	-4,035	.....	-4,035	-8,066	.....	-8,066	-7,601	.....	-7,601
Other	-26	.....	-26	-412	.....	-412	-467	.....	-467
<b>Total--Department of Health and Human Services</b>	<b>171,411</b>	<b>13,694</b>	<b>157,717</b>	<b>966,770</b>	<b>91,203</b>	<b>875,568</b>	<b>949,101</b>	<b>79,828</b>	<b>869,273</b>
<b>Department of Homeland Security:</b>									
Departmental Management and Operations	153	.....	153	1,162	.....	1,162	949	.....	949
Citizenship and Immigration Services	321	.....	321	2,424	.....	2,424	2,571	.....	2,571
United States Secret Service	243	.....	243	1,527	.....	1,527	1,430	.....	1,430
Transportation Security Administration	604	.....	604	4,230	.....	4,230	4,046	.....	4,046
Immigration and Customs Enforcement	632	.....	632	4,734	.....	4,734	4,745	.....	4,745
U.S. Customs and Border Protection	1,833	1	1,832	10,510	7	10,503	9,789	18	9,771
United States Coast Guard	1,242	.....	1,242	7,313	.....	7,313	6,658	.....	6,658
National Protection and Programs Directorate	147	.....	147	1,062	.....	1,062	1,078	.....	1,078
Federal Emergency Management Agency:									
State and Local Programs	(**)	.....	(**)	4	.....	4	150	.....	150
Firefighter Assistance Grants	4	.....	4	36	.....	36	81	.....	81
Disaster Relief	4,048	.....	4,048	26,082	.....	26,082	8,106	.....	8,106
National Flood Insurance Fund	132	202	-69	1,060	981	79	1,327	948	379
Other	169	.....	169	823	.....	823	735	.....	735
<b>Total--Federal Emergency Management Agency</b>	<b>4,353</b>	<b>202</b>	<b>4,152</b>	<b>28,006</b>	<b>981</b>	<b>27,025</b>	<b>10,399</b>	<b>948</b>	<b>9,451</b>
Science and Technology	57	.....	57	427	.....	427	476	.....	476
Domestic Nuclear Detection Office	40	.....	40	219	.....	219	148	.....	148
Other	45	.....	45	317	.....	317	293	.....	293
Proprietary Receipts from the Public	.....	213	-213	.....	865	-865	.....	544	-544
Intrabudgetary Transactions	-7	.....	-7	177	.....	177	90	.....	90
Offsetting Governmental Receipts	.....	1,001	-1,001	.....	5,542	-5,542	.....	6,650	-6,650
<b>Total--Department of Homeland Security</b>	<b>9,663</b>	<b>1,417</b>	<b>8,246</b>	<b>62,108</b>	<b>7,396</b>	<b>54,712</b>	<b>42,672</b>	<b>8,160</b>	<b>34,512</b>
<b>Department of Housing and Urban Development:</b>									
Public and Indian Housing Programs:									
Tenant Based Rental Assistance	2,292	.....	2,292	14,825	.....	14,825	13,579	.....	13,579
Housing Certificate Fund	1	.....	1	17	.....	17	98	.....	98
Public Housing Capital Fund	147	.....	147	1,326	.....	1,326	1,356	.....	1,356
Public Housing Operating Fund	408	.....	408	3,023	.....	3,023	2,594	.....	2,594
Revitalization of Severely Distressed Public Housing (Hope VI)	(**)	.....	(**)	(**)	.....	(**)	3	.....	3
Native American Housing Block Grant	115	.....	115	480	.....	480	365	.....	365
Other	12	.....	12	81	.....	81	106	.....	106
<b>Total--Public and Indian Housing Programs</b>	<b>2,976</b>	<b>.....</b>	<b>2,976</b>	<b>19,753</b>	<b>.....</b>	<b>19,753</b>	<b>18,101</b>	<b>.....</b>	<b>18,101</b>
Community Planning and Development:									
Housing Opportunities for Persons with AIDS	23	.....	23	195	.....	195	165	.....	165
Community Development Fund	539	.....	539	3,570	.....	3,570	3,004	.....	3,004
Home Investment Partnership Program	65	.....	65	492	.....	492	478	.....	478
Neighborhood Stabilization Program	1	.....	1	9	.....	9	11	.....	11
Homeless Assistance Grants	233	.....	233	1,594	.....	1,594	1,288	.....	1,288
Other	19	.....	19	147	.....	147	136	.....	136
<b>Total--Community Planning and Development</b>	<b>879</b>	<b>.....</b>	<b>879</b>	<b>6,006</b>	<b>.....</b>	<b>6,006</b>	<b>5,082</b>	<b>.....</b>	<b>5,082</b>
Housing Programs:									
Credit Accounts:									
FHA-Mutual Mortgage Insurance Fund, Program Account	11	.....	11	71	.....	71	64	.....	64
FHA-Mutual Mortgage Insurance Capital Reserve Account	-3,080	.....	-3,080	-9,701	.....	-9,701	-3,753	.....	-3,753
FHA-Mutual Mortgage and Cooperative Housing Insurance Fund, Liquidating Account	(**)	1	(**)	2	(**)	2	10	7	2
FHA-General and Special Risk Fund, Liquidating Account	31	56	-25	81	186	-105	90	141	-51
Housing for the Elderly or Handicapped Fund, Liquidating Account	(**)	10	-10	1	86	-85	-71	31	-102

**Table 5. Outlays of the U.S. Government, April 2021 and Other Periods - Continued**

[\$ millions]

Classification	This Month			Current Fiscal Year to Date			Prior Fiscal Year to Date		
	Gross Outlays	Applicable Receipts	Outlays	Gross Outlays	Applicable Receipts	Outlays	Gross Outlays	Applicable Receipts	Outlays
<b>Department of Housing and Urban Development: - Continued</b>									
HUD Project-Based Rental Assistance	1,119	.....	1,119	7,812	.....	7,812	7,370	.....	7,370
Housing for the Elderly	58	.....	58	446	.....	446	424	.....	424
Housing for Persons with Disabilities	18	.....	18	120	.....	120	114	.....	114
Other Assisted Housing Programs	5	.....	5	39	.....	39	37	.....	37
Other	8	2	6	33	6	27	36	23	13
<b>Total--Housing Programs</b>	<b>-1,830</b>	<b>69</b>	<b>-1,899</b>	<b>-1,096</b>	<b>278</b>	<b>-1,374</b>	<b>4,320</b>	<b>203</b>	<b>4,117</b>
Government National Mortgage Association:									
Guarantees of Mortgage-Backed Securities	-7	(**)	-7	-18	(**)	-18	-94	1	-95
Management and Administration	156	.....	156	1,153	.....	1,153	1,043	.....	1,043
Other	13	.....	13	106	.....	106	108	.....	108
Proprietary Receipts from the Public:									
FHA-General and Special Risk Fund	.....	66	-66	.....	582	-582	.....	349	-349
Other	.....	(**)	(**)	.....	714	-714	.....	340	-340
Intrabudgetary Transactions	(**)	.....	(**)	-1	.....	-1	-4	.....	-4
Offsetting Governmental Receipts	.....	1	-1	.....	10	-10	.....	9	-9
<b>Total--Department of Housing and Urban Development</b>	<b>2,187</b>	<b>136</b>	<b>2,051</b>	<b>25,903</b>	<b>1,584</b>	<b>24,319</b>	<b>28,557</b>	<b>902</b>	<b>27,655</b>
<b>Department of the Interior:</b>									
Land and Minerals Management:									
Bureau of Land Management:									
Management of Lands and Resources	98	.....	98	670	.....	670	664	.....	664
Other	43	8	35	219	42	177	241	34	208
Bureau of Ocean Energy Management	15	.....	15	82	.....	82	78	.....	78
Office of Surface Mining Reclamation and Enforcement	29	.....	29	654	.....	654	1,723	.....	1,723
<b>Total--Land and Minerals Management</b>	<b>185</b>	<b>8</b>	<b>177</b>	<b>1,624</b>	<b>42</b>	<b>1,582</b>	<b>2,707</b>	<b>34</b>	<b>2,673</b>
Water and Science:									
Bureau of Reclamation:									
Water and Related Resources	65	.....	65	538	.....	538	627	.....	627
Other	38	12	25	387	254	133	394	132	263
Central Utah Project	1	.....	1	23	.....	23	25	.....	25
United States Geological Survey	67	.....	67	699	.....	699	676	.....	676
<b>Total--Water and Science</b>	<b>171</b>	<b>12</b>	<b>158</b>	<b>1,647</b>	<b>254</b>	<b>1,392</b>	<b>1,722</b>	<b>132</b>	<b>1,591</b>
Fish and Wildlife and Parks:									
United States Fish and Wildlife Service	220	.....	220	1,694	.....	1,694	1,784	.....	1,784
National Park Service	254	(**)	254	1,948	1	1,947	1,974	.....	1,974
<b>Total--Fish and Wildlife and Parks</b>	<b>474</b>	<b>(**)</b>	<b>474</b>	<b>3,642</b>	<b>1</b>	<b>3,641</b>	<b>3,759</b>	.....	<b>3,759</b>
Indian Affairs:									
Bureau of Indian Affairs and Bureau of Indian Education	211	(**)	211	1,232	(**)	1,232	2,148	(**)	2,148
<b>Total--Indian Affairs</b>	<b>211</b>	<b>(**)</b>	<b>211</b>	<b>1,232</b>	<b>(**)</b>	<b>1,232</b>	<b>2,148</b>	<b>(**)</b>	<b>2,148</b>
Departmental Offices:									
Mineral Leasing and Associated Payments	166	.....	166	951	.....	951	1,031	.....	1,031
Other	27	.....	27	400	.....	400	498	.....	498
Insular Affairs	26	.....	26	212	.....	212	225	.....	225
Office of the Special Trustee for American Indians	8	.....	8	56	.....	56	63	.....	63
Department-Wide Programs	107	.....	107	929	.....	929	531	.....	531
<b>Total--Departmental Offices</b>	<b>333</b>	.....	<b>333</b>	<b>2,549</b>	.....	<b>2,549</b>	<b>2,349</b>	.....	<b>2,349</b>
Other	573	.....	573	1,341	.....	1,341	614	.....	614
Proprietary Receipts from the Public	.....	969	-969	.....	3,359	-3,359	.....	3,617	-3,617
Intrabudgetary Transactions	-1	.....	-1	-75	(**)	-75	-171	(**)	-172
<b>Total--Department of the Interior</b>	<b>1,944</b>	<b>990</b>	<b>955</b>	<b>11,960</b>	<b>3,656</b>	<b>8,305</b>	<b>13,127</b>	<b>3,783</b>	<b>9,344</b>
<b>Department of Justice:</b>									
General Administration	70	.....	70	825	.....	825	477	.....	477
Legal Activities and U.S. Marshals:									
General Legal Activities	252	.....	252	1,595	.....	1,595	1,320	.....	1,320
United States Attorneys	158	.....	158	1,279	.....	1,279	1,275	.....	1,275
United States Marshals Service	128	.....	128	843	.....	843	832	.....	832
Assets Forfeiture Fund	68	.....	68	1,132	.....	1,132	1,791	.....	1,791
Other	209	.....	209	1,447	.....	1,447	1,439	.....	1,439
Federal Bureau of Investigation	798	.....	798	5,864	.....	5,864	5,588	.....	5,588
Drug Enforcement Administration	219	.....	219	1,678	.....	1,678	1,613	.....	1,613
Bureau of Alcohol, Tobacco, Firearms, and Explosives	119	.....	119	809	.....	809	778	.....	778
Federal Prison System	634	40	593	4,619	214	4,404	4,642	189	4,453
Office of Justice Programs:									



**Table 5. Outlays of the U.S. Government, April 2021 and Other Periods - Continued**

[\$ millions]

Classification	This Month			Current Fiscal Year to Date			Prior Fiscal Year to Date		
	Gross Outlays	Applicable Receipts	Outlays	Gross Outlays	Applicable Receipts	Outlays	Gross Outlays	Applicable Receipts	Outlays
<b>Department of Justice: - Continued</b>									
State and Local Law Enforcement Assistance	108	.....	108	721	.....	721	1,117	.....	1,117
Community Oriented Policing Services	19	.....	19	86	.....	86	94	.....	94
Crime Victims Fund	225	.....	225	1,366	.....	1,366	1,525	.....	1,525
Other	101	.....	101	365	.....	365	444	.....	444
Other	53	.....	53	445	.....	445	496	.....	496
Proprietary Receipts from the Public	.....	18	-18	.....	348	-348	.....	438	-438
Intrabudgetary Transactions	548	.....	548	8	.....	8	-224	.....	-224
Offsetting Governmental Receipts	.....	88	-88	.....	564	-564	.....	429	-429
<b>Total--Department of Justice</b>	<b>3,708</b>	<b>147</b>	<b>3,561</b>	<b>23,083</b>	<b>1,126</b>	<b>21,956</b>	<b>23,208</b>	<b>1,056</b>	<b>22,152</b>
<b>Department of Labor:</b>									
Employment and Training Administration:									
Training and Employment Services	300	.....	300	1,883	.....	1,883	1,943	.....	1,943
Office of Job Corps	125	.....	125	905	.....	905	954	.....	954
Community Service Employment for Older Americans	32	.....	32	221	.....	221	230	.....	230
Federal Unemployment Benefits and Allowances	19	.....	19	123	.....	123	185	.....	185
Federal Additional Unemployment Compensation Program-Recovery Act	19,944	.....	19,944	90,780	.....	90,780	26,907	.....	26,907
State Unemployment Insurance and Employment Service Operations	17	.....	17	-13	.....	-13	-25	.....	-25
Payments to the Unemployment Trust Fund	.....	.....	.....	153,452	.....	153,452	69,443	.....	69,443
Program Administration	8	.....	8	56	.....	56	62	.....	62
Unemployment Trust Fund:									
Federal-State Unemployment Insurance:									
State Unemployment Benefits	17,477	.....	17,477	150,652	.....	150,652	37,521	.....	37,521
State Administrative Expenses	610	.....	610	4,129	.....	4,129	2,126	.....	2,126
Federal Administrative Expenses	28	.....	28	372	.....	372	362	.....	362
Other	(**)	.....	(**)	14	.....	14	2	.....	2
<b>Total--Unemployment Trust Fund</b>	<b>18,116</b>	<b>.....</b>	<b>18,116</b>	<b>155,167</b>	<b>.....</b>	<b>155,167</b>	<b>40,010</b>	<b>.....</b>	<b>40,010</b>
Other	27	.....	27	377	.....	377	.....	.....	.....
<b>Total--Employment and Training Administration</b>	<b>38,588</b>	<b>.....</b>	<b>38,588</b>	<b>402,951</b>	<b>.....</b>	<b>402,951</b>	<b>139,710</b>	<b>.....</b>	<b>139,710</b>
Pension Benefit Guaranty Corporation	581	958	-376	3,987	5,140	-1,153	3,803	7,304	-3,501
Office of Workers' Compensation Programs:									
Special Benefits	230	.....	230	-823	.....	-823	-906	.....	-906
Energy Employees Occupational Illness Compensation Fund	169	.....	169	965	.....	965	984	.....	984
Special Benefits for Disabled Coal Miners	6	.....	6	34	.....	34	37	.....	37
Black Lung Disability Trust Fund	16	.....	16	117	.....	117	125	.....	125
Other	44	.....	44	219	.....	219	208	.....	208
Wage and Hour Division	25	.....	25	172	.....	172	158	.....	158
Occupational Safety and Health Administration	49	.....	49	334	.....	334	338	.....	338
Mine Safety and Health Administration	34	.....	34	216	.....	216	212	.....	212
Bureau of Labor Statistics	41	.....	41	315	.....	315	312	.....	312
Departmental Management	-32	.....	-32	168	.....	168	272	.....	272
Other	26	.....	26	192	.....	192	191	.....	191
Proprietary Receipts from the Public	.....	1	-1	.....	4	-4	.....	4	-4
Intrabudgetary Transactions	240	.....	240	-151,781	.....	-151,781	-69,596	.....	-69,596
<b>Total--Department of Labor</b>	<b>40,015</b>	<b>958</b>	<b>39,056</b>	<b>257,065</b>	<b>5,144</b>	<b>251,921</b>	<b>75,851</b>	<b>7,309</b>	<b>68,542</b>
<b>Department of State:</b>									
Administration of Foreign Affairs:									
Diplomatic and Consular Programs	707	.....	707	5,729	.....	5,729	5,204	.....	5,204
Educational and Cultural Exchange Programs	43	.....	43	308	.....	308	416	.....	416
Embassy Security, Construction, and Maintenance	154	.....	154	-90	.....	-90	1,353	.....	1,353
Payment to Foreign Service Retirement and Disability Fund	.....	.....	.....	159	.....	159	288	.....	288
Foreign Service Retirement and Disability Fund	85	.....	85	595	.....	595	584	.....	584
Other	415	.....	415	1,498	.....	1,498	2,220	.....	2,220
<b>Total--Administration of Foreign Affairs</b>	<b>1,404</b>	<b>.....</b>	<b>1,404</b>	<b>8,198</b>	<b>.....</b>	<b>8,198</b>	<b>10,065</b>	<b>.....</b>	<b>10,065</b>
International Organizations and Conferences	315	.....	315	1,724	.....	1,724	2,632	.....	2,632
Global Health and Child Survival	549	.....	549	7,229	.....	7,229	5,566	.....	5,566
Migration and Refugee Assistance	382	.....	382	1,756	.....	1,756	1,436	.....	1,436
International Narcotics Control and Law Enforcement	74	.....	74	594	.....	594	580	.....	580
Andean Counterdrug Programs	.....	.....	.....	.....	.....	.....	(**)	.....	(**)
Other	53	.....	53	335	.....	335	319	.....	319
Proprietary Receipts from the Public	.....	220	-220	.....	980	-980	.....	1,640	-1,640
Intrabudgetary Transactions	-113	.....	-113	-343	.....	-343	-354	.....	-354
<b>Total--Department of State</b>	<b>2,665</b>	<b>220</b>	<b>2,444</b>	<b>19,493</b>	<b>980</b>	<b>18,513</b>	<b>20,244</b>	<b>1,640</b>	<b>18,603</b>

**Table 5. Outlays of the U.S. Government, April 2021 and Other Periods - Continued**

[\$ millions]

Classification	This Month			Current Fiscal Year to Date			Prior Fiscal Year to Date		
	Gross Outlays	Applicable Receipts	Outlays	Gross Outlays	Applicable Receipts	Outlays	Gross Outlays	Applicable Receipts	Outlays
<b>Department of Transportation:</b>									
Office of the Secretary	44	.....	44	567	.....	567	362	.....	362
Federal Aviation Administration:									
Operations	58	.....	58	252	.....	252	66	.....	66
Airport and Airway Trust Fund:									
Grants-In-Aid for Airports	492	.....	492	3,005	.....	3,005	1,674	.....	1,674
Facilities and Equipment	208	.....	208	1,480	.....	1,480	1,599	.....	1,599
Research, Engineering, and Development	12	.....	12	76	.....	76	83	.....	83
Trust Fund Share of FAA Operations	769	.....	769	5,972	.....	5,972	6,042	.....	6,042
Total--Airport and Airway Trust Fund	1,481	.....	1,481	10,533	.....	10,533	9,398	.....	9,398
Other	17	-10	27	16,347	14	16,333	10,381	35	10,346
Total--Federal Aviation Administration	1,557	-10	1,566	27,133	14	27,118	19,845	35	19,810
Federal Highway Administration:									
Highway Trust Fund:									
Federal-Aid Highways	2,738	.....	2,738	22,463	.....	22,463	23,346	.....	23,346
Other	4	.....	4	5	.....	5	3	.....	3
Other Programs	558	.....	558	15,253	.....	15,253	1,040	.....	1,040
Total--Federal Highway Administration	3,300	.....	3,300	37,720	.....	37,720	24,390	.....	24,390
Federal Motor Carrier Safety Administration	42	.....	42	326	.....	326	367	.....	367
National Highway Traffic Safety Administration	65	.....	65	642	.....	642	586	.....	586
Federal Railroad Administration:									
Capital and Debt Service Grants to the National Railroad Passenger Corporation									
.....	.....	.....	.....	.....	.....	.....	1	.....	1
Other	2,217	.....	2,217	4,884	.....	4,884	3,193	-47	3,241
Total--Federal Railroad Administration	2,217	.....	2,217	4,884	.....	4,884	3,195	-47	3,242
Federal Transit Administration:									
Formula Grants	(**)	.....	(**)	13	.....	13	2	.....	2
Capital Investment Grants	160	.....	160	1,069	.....	1,069	1,093	.....	1,093
Transit Formula Grants	598	.....	598	4,296	.....	4,296	5,511	.....	5,511
Other	1,327	.....	1,327	7,436	.....	7,436	855	.....	855
Total--Federal Transit Administration	2,085	.....	2,085	12,815	.....	12,815	7,460	.....	7,460
Maritime Administration	147	(**)	146	364	1	362	250	1	249
Other	37	8	29	304	30	274	350	29	322
Proprietary Receipts from the Public	.....	3	-3	.....	28	-28	.....	61	-61
Intrabudgetary Transactions:									
Payment from the General Fund, Highway Trust Fund									
.....	.....	.....	-13,600	.....	-13,600	.....	.....	.....	.....
Other	-1	.....	-1	-14,001	.....	-14,001	-10,000	.....	-10,000
Offsetting Governmental Receipts	.....	59	-59	.....	73	-73	.....	29	-29
<b>Total--Department of Transportation</b>	<b>9,493</b>	<b>61</b>	<b>9,432</b>	<b>57,152</b>	<b>146</b>	<b>57,006</b>	<b>46,805</b>	<b>108</b>	<b>46,698</b>
<b>Department of the Treasury:</b>									
Departmental Offices:									
Exchange Stabilization Fund	.....	1,654	-1,654	47	1,671	-1,624	10,039	194	9,845
Housing and Economic Recovery Programs	.....	.....	.....	(**)	.....	(**)	1	.....	1
Troubled Asset Relief Program	39	.....	39	274	.....	274	522	.....	522
ESF - Economic Stabilization Program	60	.....	60	224	.....	224	(**)	.....	(**)
Air Carrier Worker Support	9,001	.....	9,001	22,632	.....	22,632	12,547	.....	12,547
Coronavirus Relief Fund	755	.....	755	755	.....	755	141,912	.....	141,912
Emergency Capital Investment Program	(**)	.....	(**)	(**)	.....	(**)	.....	.....	.....
Emergency Rental Assistance	(**)	.....	(**)	24,985	.....	24,985	.....	.....	.....
Transportation Services	(**)	.....	(**)	(**)	.....	(**)	.....	.....	.....
Other	-175	.....	-175	690	.....	690	883	.....	883
Bureau of the Fiscal Service:									
Payment to the Resolution Funding Corporation									
.....	244	.....	244	1,152	.....	1,152	1,793	.....	1,793
Financial Agent Services	80	.....	80	521	.....	521	473	.....	473
Claims, Judgements, and Relief Acts	124	.....	124	6,601	.....	6,601	1,527	.....	1,527
Other	25	(**)	24	826	(**)	826	1,624	1	1,624
Total--Bureau of the Fiscal Service	472	(**)	472	9,099	(**)	9,099	5,417	1	5,417
Federal Financing Bank									
.....	-75	.....	-75	-1,017	.....	-1,017	-909	.....	-909
Alcohol and Tobacco Tax and Trade Bureau:									
Salaries and Expenses	11	.....	11	71	.....	71	69	.....	69
Internal Revenue Collections for Puerto Rico	41	.....	41	289	.....	289	263	.....	263
Bureau of Engraving and Printing	-3	.....	-3	57	.....	57	33	.....	33

**Table 5. Outlays of the U.S. Government, April 2021 and Other Periods - Continued**

[\$ millions]

Classification	This Month			Current Fiscal Year to Date			Prior Fiscal Year to Date		
	Gross Outlays	Applicable Receipts	Outlays	Gross Outlays	Applicable Receipts	Outlays	Gross Outlays	Applicable Receipts	Outlays
<b>Department of the Treasury: - Continued</b>									
United States Mint	418	343	76	3,159	3,478	-319	1,543	1,781	-238
Internal Revenue Service:									
Taxpayer Services	224	.....	224	1,750	.....	1,750	1,457	.....	1,457
Enforcement	376	.....	376	2,843	.....	2,843	2,732	.....	2,732
Operations Support	388	.....	388	2,657	.....	2,657	2,631	.....	2,631
Build America Bond Payments, Recovery Act	476	.....	476	2,124	.....	2,124	1,435	.....	1,435
Refundable Premium Tax Credits and Cost Sharing Reductions	4,381	.....	4,381	32,066	.....	32,066	28,810	.....	28,810
Payment Where Earned Income Credit Exceeds Liability for Tax	9,972	.....	9,972	43,114	.....	43,114	50,934	.....	50,934
Payment Where Child Tax Credit Exceeds Liability for Tax	5,299	.....	5,299	23,798	.....	23,798	24,803	.....	24,803
Payment Where American Opportunity Tax Credit Exceeds Liability for Tax	814	.....	814	2,947	.....	2,947	2,292	.....	2,292
Refunding Internal Revenue Collections, Interest	205	.....	205	1,645	.....	1,645	1,366	.....	1,366
Other	59,885	(**)	59,885	557,420	(**)	557,420	224,213	(**)	224,213
<b>Total--Internal Revenue Service</b>	<b>82,019</b>	<b>(**)</b>	<b>82,019</b>	<b>670,364</b>	<b>(**)</b>	<b>670,363</b>	<b>340,673</b>	<b>(**)</b>	<b>340,673</b>
Comptroller of the Currency	78	2	77	632	584	48	632	544	88
Interest on the Public Debt:									
Interest on Treasury Debt Securities (Gross):									
Public Issues (Accrual Basis)	33,565	.....	33,565	203,058	.....	203,058	227,623	.....	227,623
Special Issues (Cash Basis)	11,972	.....	11,972	71,112	.....	71,112	82,834	.....	82,834
<b>Total--Interest on Treasury Debt Securities (Gross)</b>	<b>45,537</b>	.....	<b>45,537</b>	<b>274,170</b>	.....	<b>274,170</b>	<b>310,456</b>	.....	<b>310,456</b>
<b>Total--Interest on the Public Debt</b>	<b>45,537</b>	.....	<b>45,537</b>	<b>274,170</b>	.....	<b>274,170</b>	<b>310,456</b>	.....	<b>310,456</b>
Other	11	.....	11	77	.....	77	71	.....	71
Proprietary Receipts from the Public	.....	230	-230	.....	3,174	-3,174	.....	3,512	-3,512
Intrabudgetary Transactions	-303	.....	-303	-1,830	.....	-1,830	-1,397	.....	-1,397
<b>Total--Department of the Treasury</b>	<b>137,887</b>	<b>2,228</b>	<b>135,659</b>	<b>1,004,676</b>	<b>8,908</b>	<b>995,768</b>	<b>822,757</b>	<b>6,031</b>	<b>816,726</b>
<b>Department of Veterans Affairs:</b>									
Joint DOD-VA Medical Facility Demonstration Fund	50	.....	50	285	.....	285	263	.....	263
Veterans Health Administration:									
Veterans Choice Fund, Veterans Health Administration	13	.....	13	-79	.....	-79	124	.....	124
Medical Services	8,237	.....	8,237	48,975	.....	48,975	41,955	.....	41,955
Medical Support and Compliance	872	.....	872	4,755	.....	4,755	4,327	.....	4,327
Medical Facilities	620	.....	620	3,904	.....	3,904	3,679	.....	3,679
Other	124	45	79	783	290	493	763	262	500
Benefits Programs:									
Public Enterprise Funds:									
Housing Accounts	(**)	1	-1	-1	4	-4	(**)	5	-5
Other	17	58	-40	138	916	-778	481	940	-459
Compensation and Pensions	18,495	.....	18,495	74,989	.....	74,989	62,942	.....	62,942
Readjustment Benefits	1,577	.....	1,577	8,291	.....	8,291	8,300	.....	8,300
Veterans Housing Benefit Program Fund	18	.....	18	27	.....	27	90	.....	90
Insurance Funds:									
National Service Life	49	.....	49	344	.....	344	375	.....	375
Veterans Special Life	18	1	17	128	29	100	119	34	86
Other	11	.....	11	74	.....	74	64	.....	64
<b>Total--Benefits Programs</b>	<b>20,185</b>	<b>59</b>	<b>20,126</b>	<b>83,990</b>	<b>948</b>	<b>83,042</b>	<b>72,372</b>	<b>979</b>	<b>71,393</b>
Departmental Administration:									
Construction	87	.....	87	679	.....	679	564	.....	564
Information Technology Systems	718	.....	718	3,242	.....	3,242	2,838	.....	2,838
General Operating Expenses	599	.....	599	2,567	(**)	2,567	2,006	(**)	2,006
Other	297	.....	297	1,761	.....	1,761	1,284	.....	1,284
Proprietary Receipts from the Public:									
National Service Life	.....	2	-2	.....	15	-15	.....	15	-15
Other	.....	440	-440	.....	3,292	-3,292	.....	5,471	-5,471
Intrabudgetary Transactions	-1	.....	-1	2	.....	2	6	.....	6
<b>Total--Department of Veterans Affairs</b>	<b>31,800</b>	<b>545</b>	<b>31,255</b>	<b>150,865</b>	<b>4,546</b>	<b>146,319</b>	<b>130,181</b>	<b>6,728</b>	<b>123,453</b>
<b>Corps of Engineers:</b>									
Construction	194	.....	194	1,606	.....	1,606	1,561	.....	1,561
Operation and Maintenance	-341	.....	-341	1,569	.....	1,569	2,114	.....	2,114
Flood Control and Coastal Emergencies	40	.....	40	399	.....	399	472	.....	472
Harbor Maintenance Trust Fund	684	.....	684	684	.....	684	607	.....	607

**Table 5. Outlays of the U.S. Government, April 2021 and Other Periods - Continued**

[\$ millions]

Classification	This Month			Current Fiscal Year to Date			Prior Fiscal Year to Date		
	Gross Outlays	Applicable Receipts	Outlays	Gross Outlays	Applicable Receipts	Outlays	Gross Outlays	Applicable Receipts	Outlays
<b>Corps of Engineers: - Continued</b>									
Rivers and Harbors Contributed Funds	45	.....	45	304	.....	304	326	.....	326
Other	52	.....	52	928	.....	928	787	.....	787
Proprietary Receipts from the Public	.....	45	-45	.....	504	-504	.....	411	-411
Intrabudgetary Transactions	3	.....	3	3	.....	3	(**)	.....	(**)
<b>Total--Corps of Engineers</b>	<b>677</b>	<b>45</b>	<b>632</b>	<b>5,493</b>	<b>504</b>	<b>4,989</b>	<b>5,867</b>	<b>411</b>	<b>5,456</b>
<b>Other Defense Civil Programs:</b>									
Military Retirement:									
Payment to Military Retirement Fund	.....	.....	.....	98,106	.....	98,106	91,873	.....	91,873
Military Retirement Fund	10,094	.....	10,094	41,484	.....	41,484	36,212	.....	36,212
Retiree Health Care:									
Payment to Department of Defense Medicare-Eligible Retiree Health Care Fund	.....	.....	.....	6,983	.....	6,983	6,637	.....	6,637
Department of Defense Medicare-Eligible Retiree Health Care Fund	1,337	.....	1,337	7,077	.....	7,077	6,815	.....	6,815
Educational Benefits	16	.....	16	107	.....	107	132	.....	132
Other	21	.....	21	197	.....	197	178	.....	178
Proprietary Receipts from the Public	.....	2	-2	.....	20	-20	.....	14	-14
Intrabudgetary Transactions	-3,223	.....	-3,223	-111,467	.....	-111,467	-104,252	.....	-104,252
<b>Total--Other Defense Civil Programs</b>	<b>8,246</b>	<b>2</b>	<b>8,244</b>	<b>42,487</b>	<b>20</b>	<b>42,467</b>	<b>37,595</b>	<b>14</b>	<b>37,581</b>
<b>Environmental Protection Agency:</b>									
Science and Technology	54	.....	54	441	.....	441	439	.....	439
Environmental Programs and Management	295	.....	295	1,594	.....	1,594	1,458	.....	1,458
State and Tribal Assistance Grants	360	.....	360	2,124	.....	2,124	2,625	.....	2,625
Payment to the Hazardous Substance Superfund	.....	.....	.....	1,153	.....	1,153	1,077	.....	1,077
Hazardous Substance Superfund	94	.....	94	795	.....	795	889	.....	889
Other	29	2	26	58	46	11	98	46	52
Proprietary Receipts from the Public	.....	26	-26	.....	117	-117	.....	162	-162
Intrabudgetary Transactions	1	.....	1	-1,167	.....	-1,167	-1,063	.....	-1,063
Offsetting Governmental Receipts	.....	3	-3	.....	18	-18	.....	15	-15
<b>Total--Environmental Protection Agency</b>	<b>834</b>	<b>31</b>	<b>803</b>	<b>4,997</b>	<b>181</b>	<b>4,817</b>	<b>5,522</b>	<b>223</b>	<b>5,298</b>
<b>Executive Office of the President:</b>									
The White House	7	.....	7	36	.....	36	35	.....	35
Office of Management and Budget	11	.....	11	64	.....	64	60	.....	60
Unanticipated Needs	4	.....	4	14	.....	14	10	.....	10
Other	24	.....	24	141	.....	141	162	.....	162
Proprietary Receipts from the Public	.....	(**)	(**)	.....	(**)	(**)	.....	(**)	(**)
Intrabudgetary Transactions	(**)	(**)	(**)	(**)	(**)	(**)	-40	.....	-40
<b>Total--Executive Office of the President</b>	<b>45</b>	<b>(**)</b>	<b>45</b>	<b>255</b>	<b>(**)</b>	<b>255</b>	<b>227</b>	<b>(**)</b>	<b>227</b>
<b>General Services Administration:</b>									
Real Property Activities	-53	.....	-53	-433	.....	-433	255	.....	255
Supply and Technology Activities	-59	.....	-59	-223	.....	-223	-155	.....	-155
General Activities	44	.....	44	206	.....	206	155	.....	155
Proprietary Receipts from the Public	.....	-8	8	.....	63	-63	.....	30	-30
Intrabudgetary Transactions	-2	.....	-2	-6	.....	-6	-8	.....	-8
<b>Total--General Services Administration</b>	<b>-70</b>	<b>-8</b>	<b>-62</b>	<b>-457</b>	<b>63</b>	<b>-520</b>	<b>247</b>	<b>30</b>	<b>217</b>
<b>International Assistance Programs:</b>									
Millennium Challenge Corporation	47	.....	47	371	.....	371	344	.....	344
International Security Assistance:									
Foreign Military Financing Program	46	.....	46	4,437	.....	4,437	5,418	.....	5,418
Economic Support Fund	267	.....	267	1,789	.....	1,789	2,476	.....	2,476
Other	54	.....	54	493	(**)	493	769	7	762
<b>Total--International Security Assistance</b>	<b>367</b>	.....	<b>367</b>	<b>6,719</b>	<b>(**)</b>	<b>6,719</b>	<b>8,662</b>	<b>7</b>	<b>8,655</b>
Multilateral Assistance:									
Contribution to the International Development Association	.....	.....	.....	1,001	.....	1,001	1,097	.....	1,097
Other	4	.....	4	701	.....	701	918	.....	918
<b>Total--Multilateral Assistance</b>	<b>4</b>	.....	<b>4</b>	<b>1,702</b>	.....	<b>1,702</b>	<b>2,015</b>	.....	<b>2,015</b>
Agency for International Development:									
Development Assistance Program	201	.....	201	1,258	.....	1,258	1,410	.....	1,410
Assistance for Europe, Eurasia and Central Asia	48	.....	48	339	.....	339	379	.....	379
International Disaster Assistance	247	.....	247	2,998	.....	2,998	2,410	.....	2,410
Operating Expenses	57	.....	57	848	.....	848	851	.....	851

**Table 5. Outlays of the U.S. Government, April 2021 and Other Periods - Continued**

[\$ millions]

Classification	This Month			Current Fiscal Year to Date			Prior Fiscal Year to Date		
	Gross Outlays	Applicable Receipts	Outlays	Gross Outlays	Applicable Receipts	Outlays	Gross Outlays	Applicable Receipts	Outlays
<b>International Assistance Programs: - Continued</b>									
Other	81	.....	81	580	(**)	580	258	110	148
Proprietary Receipts from the Public	.....	2	-2	.....	32	-32	.....	33	-33
Intrabudgetary Transactions	4	.....	4	(**)	.....	(**)	-3	.....	-3
Total--Agency for International Development	637	2	635	6,022	32	5,990	5,305	143	5,162
<b>Overseas Private Investment Corporation:</b>									
Overseas Private Investment Corporation Accounts	(**)	.....	(**)	5	.....	5	37	41	-4
Proprietary Receipts from the Public	.....	.....	.....	.....	.....	.....	.....	57	-57
Total--Overseas Private Investment Corporation	(**)	.....	(**)	5	.....	5	37	98	-62
Peace Corps	27	(**)	27	219	2	217	296	1	295
<b>Military Sales Program:</b>									
Foreign Military Sales Trust Fund	2,792	.....	2,792	20,463	.....	20,463	21,347	.....	21,347
Other	-12	2	-14	-56	67	-123	79	3	76
Proprietary Receipts from the Public	.....	2,491	-2,491	.....	21,427	-21,427	.....	22,903	-22,903
Other	29	69	-40	230	448	-218	111	168	-57
<b>Total--International Assistance Programs</b>	<b>3,891</b>	<b>2,564</b>	<b>1,327</b>	<b>35,677</b>	<b>21,977</b>	<b>13,700</b>	<b>38,196</b>	<b>23,323</b>	<b>14,873</b>
<b>National Aeronautics and Space Administration:</b>									
Science	536	.....	536	3,826	.....	3,826	3,855	.....	3,855
Aeronautics	73	.....	73	448	.....	448	494	.....	494
Exploration	461	.....	461	3,753	.....	3,753	2,872	.....	2,872
Cross Agency Support	274	.....	274	1,781	.....	1,781	1,541	.....	1,541
Space Operations	349	.....	349	2,448	.....	2,448	2,492	.....	2,492
Other	124	.....	124	917	.....	917	915	.....	915
Proprietary Receipts from the Public	.....	(**)	(**)	.....	1	-1	.....	20	-20
Intrabudgetary Transactions	(**)	.....	(**)	-1	.....	-1	(**)	.....	(**)
<b>Total--National Aeronautics and Space Administration</b>	<b>1,818</b>	<b>(**)</b>	<b>1,818</b>	<b>13,172</b>	<b>1</b>	<b>13,170</b>	<b>12,170</b>	<b>20</b>	<b>12,150</b>
<b>National Science Foundation:</b>									
Research and Related Activities	443	.....	443	3,036	.....	3,036	3,107	.....	3,107
Education and Human Resources	68	.....	68	495	.....	495	543	.....	543
Other	54	.....	54	356	.....	356	366	.....	366
Proprietary Receipts from the Public	.....	1	-1	.....	13	-13	.....	20	-20
<b>Total--National Science Foundation</b>	<b>565</b>	<b>1</b>	<b>564</b>	<b>3,887</b>	<b>13</b>	<b>3,874</b>	<b>4,016</b>	<b>20</b>	<b>3,996</b>
<b>Office of Personnel Management:</b>									
Government Payment for Annuity, Employees Health and Life Insurance Benefits									
Life Insurance Benefits	1,147	.....	1,147	7,858	.....	7,858	7,586	.....	7,586
Postal Service Retiree Health Benefits Fund	338	.....	338	2,342	.....	2,342	2,255	.....	2,255
Civil Service Retirement and Disability Fund	7,947	.....	7,947	53,858	.....	53,858	53,188	.....	53,188
Employees Life Insurance Fund	392	355	37	2,192	2,795	-603	1,877	2,197	-319
Employees and Retired Employees Health Benefits Fund	4,988	5,400	-413	33,942	34,689	-747	33,636	32,815	821
Other	78	.....	78	226	.....	226	35	.....	35
Proprietary Receipts from the Public	.....	53	-53	.....	54	-54	.....	1	-1
Intrabudgetary Transactions:									
Postal Service Contributions	-5	.....	-5	-533	.....	-533	-605	.....	-605
Civil Service Retirement and Disability Fund:									
Other	-3	.....	-3	-22	.....	-22	-21	.....	-21
<b>Total--Office of Personnel Management</b>	<b>14,882</b>	<b>5,808</b>	<b>9,074</b>	<b>99,862</b>	<b>37,537</b>	<b>62,325</b>	<b>97,952</b>	<b>35,013</b>	<b>62,939</b>
<b>Small Business Administration:</b>									
Salaries and Expenses	161	.....	161	915	.....	915	-500	(**)	-500
Business Loans Program	55,897	(**)	55,898	237,286	1	237,285	8,059	1	8,059
Disaster Loans Program	217	(**)	217	1,582	(**)	1,582	1,679	(**)	1,678
Other	649	2	647	833	12	821	6,820	12	6,808
Proprietary Receipts from the Public	.....	3	-3	.....	15	-15	.....	1,281	-1,281
Intrabudgetary Transactions	(**)	.....	(**)	(**)	.....	(**)	(**)	.....	(**)
<b>Total--Small Business Administration</b>	<b>56,924</b>	<b>4</b>	<b>56,920</b>	<b>240,615</b>	<b>28</b>	<b>240,587</b>	<b>16,058</b>	<b>1,294</b>	<b>14,764</b>
<b>Social Security Administration:</b>									
Payments to Social Security Trust Funds	6,733	.....	6,733	24,100	.....	24,100	29,368	.....	29,368
Supplemental Security Income Program	9,618	.....	9,618	39,710	.....	39,710	35,357	.....	35,357
Federal Old-Age and Survivors Insurance Trust Fund (Off-Budget):									
Benefit Payments	82,130	.....	82,130	568,717	.....	568,717	542,767	.....	542,767
Administrative Expenses	394	.....	394	2,278	.....	2,278	2,169	.....	2,169
<b>Total--Federal Old-Age and Survivors Insurance Trust Fund (Off-Budget)</b>	<b>82,525</b>	<b>.....</b>	<b>82,525</b>	<b>570,994</b>	<b>.....</b>	<b>570,994</b>	<b>544,936</b>	<b>.....</b>	<b>544,936</b>

**Table 5. Outlays of the U.S. Government, April 2021 and Other Periods - Continued**

[\$ millions]

Classification	This Month			Current Fiscal Year to Date			Prior Fiscal Year to Date		
	Gross Outlays	Applicable Receipts	Outlays	Gross Outlays	Applicable Receipts	Outlays	Gross Outlays	Applicable Receipts	Outlays
<b>Social Security Administration: - Continued</b>									
Federal Disability Insurance Trust Fund (Off-Budget):									
Benefit Payments	11,854	.....	11,854	82,419	.....	82,419	84,590	.....	84,590
Administrative Expenses	283	.....	283	1,552	.....	1,552	1,453	.....	1,453
<b>Total--Federal Disability Insurance Trust Fund (Off-Budget)</b>	<b>12,138</b>	<b>.....</b>	<b>12,138</b>	<b>83,971</b>	<b>.....</b>	<b>83,971</b>	<b>86,043</b>	<b>.....</b>	<b>86,043</b>
Other	28	.....	28	125	.....	125	97	.....	97
Proprietary Receipts from the Public:									
On-Budget	.....	236	-236	.....	1,333	-1,333	.....	1,613	-1,613
Off-Budget	.....	2	-2	.....	18	-18	.....	114	-114
Intrabudgetary Transactions:									
Off-Budget <sup>4</sup>	-6,733	.....	-6,733	-24,099	.....	-24,099	-29,367	.....	-29,367
<b>Total--Social Security Administration</b>	<b>104,308</b>	<b>237</b>	<b>104,071</b>	<b>694,801</b>	<b>1,352</b>	<b>693,450</b>	<b>666,435</b>	<b>1,727</b>	<b>664,708</b>
<b>Independent Agencies:</b>									
Broadcasting Board of Governors	97	(**)	97	472	(**)	472	438	(**)	438
Bureau of Consumer Financial Protection	45	.....	45	382	.....	382	279	(**)	279
Corporation for National and Community Service	75	(**)	75	522	(**)	522	559	(**)	559
Corporation for Public Broadcasting	175	.....	175	640	.....	640	540	.....	540
District of Columbia:									
Courts	31	.....	31	184	.....	184	189	.....	189
General and Special Payments	67	22	45	514	66	448	471	62	409
Equal Employment Opportunity Commission	40	1	39	243	2	241	230	1	229
Export-Import Bank of the United States	1	.....	1	21	(**)	21	64	1	63
Federal Communications Commission:									
Universal Service Fund	678	.....	678	5,143	.....	5,143	4,661	.....	4,661
Other	183	2	181	1,367	16	1,350	1,199	17	1,182
Federal Deposit Insurance Corporation:									
Deposit Insurance Fund	175	.....	175	-3,432	.....	-3,432	-1,647	.....	-1,647
FSLIC Resolution Fund	(**)	(**)	(**)	(**)	(**)	(**)	1	9	-8
<b>Total--Federal Deposit Insurance Corporation</b>	<b>175</b>	<b>(**)</b>	<b>175</b>	<b>-3,432</b>	<b>(**)</b>	<b>-3,432</b>	<b>-1,646</b>	<b>9</b>	<b>-1,655</b>
Federal Drug Control Programs	22	.....	22	204	.....	204	185	.....	185
Federal Housing Finance Agency	30	.....	30	187	.....	187	167	.....	167
Institute of Museum and Library Services	19	(**)	19	144	(**)	144	128	(**)	128
Intelligence Community Management Account	49	.....	49	297	.....	297	326	.....	326
Legal Services Corporation	78	.....	78	310	.....	310	377	.....	377
National Archives and Records Administration	42	(**)	42	252	6	246	253	17	236
National Credit Union Administration	384	1,277	-892	1,880	3,817	-1,937	536	1,890	-1,355
National Endowment for the Arts	18	(**)	18	102	1	102	96	1	95
National Endowment for the Humanities	13	(**)	13	112	(**)	112	82	(**)	82
National Labor Relations Board	29	(**)	29	165	(**)	165	158	(**)	158
Nuclear Regulatory Commission	88	124	-36	523	478	45	524	368	156
Postal Service:									
Off-Budget:									
Public Enterprise Funds	7,150	6,394	756	61,587	63,170	-1,583	52,196	53,687	-1,491
Other	.....	.....	.....	267	.....	267	267	.....	267
Other	.....	.....	.....	55	.....	55	57	.....	57
Railroad Retirement Board:									
Federal Windfall Subsidy	1	.....	1	7	.....	7	9	.....	9
Federal Payments to the Railroad Retirement Accounts	231	.....	231	626	.....	626	521	.....	521
Railroad Unemployment Insurance Trust Fund:									
Benefit Payments	14	.....	14	121	.....	121	84	.....	84
Transfer To Administrative Funds	2	.....	2	10	.....	10	11	.....	11
Other	9	.....	9	34	.....	34	.....	.....	.....
Rail Industry Pension Fund:									
Benefit Payments	467	.....	467	3,268	.....	3,268	3,253	.....	3,253
OASDI Certifications	(**)	.....	(**)	-1	.....	-1	-1	.....	-1
Transfer to Administrative Funds	9	.....	9	54	.....	54	57	.....	57
Other	(**)	.....	(**)	(**)	.....	(**)	32	.....	32
National Railroad Retirement Investment Trust:									
Administrative Expenses	11	.....	11	34	.....	34	37	.....	37
Transfers to the Railroad Retirement Trust Funds from the National Railroad Retirement Investment Trust	167	.....	167	1,789	.....	1,789	1,250	.....	1,250
Railroad Social Security Equivalent Benefit Account:									

**Table 5. Outlays of the U.S. Government, April 2021 and Other Periods - Continued**

[\$ millions]

Classification	This Month			Current Fiscal Year to Date			Prior Fiscal Year to Date		
	Gross Outlays	Applicable Receipts	Outlays	Gross Outlays	Applicable Receipts	Outlays	Gross Outlays	Applicable Receipts	Outlays
<b>Independent Agencies: - Continued</b>									
Benefit Payments	628	.....	628	4,396	.....	4,396	4,406	.....	4,406
Transfer To Administrative Funds	3	.....	3	16	.....	16	19	.....	19
Other	8	.....	8	6	.....	6	-20	.....	-20
Proprietary Receipts from the Public	.....	760	-760	.....	3,988	-3,988	.....	-2,027	2,027
Intrabudgetary Transactions:									
Other	-398	.....	-398	-2,408	.....	-2,408	-1,771	.....	-1,771
Total--Railroad Retirement Board	1,150	760	390	7,953	3,988	3,964	7,886	-2,027	9,913
Securities and Exchange Commission	239	(**)	239	405	1	404	453	1	452
Smithsonian Institution	90	.....	90	691	(**)	691	694	(**)	694
Tennessee Valley Authority	3,000	3,095	-95	23,323	23,892	-569	33,234	33,620	-386
Other	178	35	143	2,196	403	1,793	3,116	440	2,676
<b>Total--Independent Agencies</b>	<b>14,147</b>	<b>11,709</b>	<b>2,439</b>	<b>106,708</b>	<b>95,840</b>	<b>10,868</b>	<b>107,719</b>	<b>88,089</b>	<b>19,630</b>
<b>Undistributed Offsetting Receipts:</b>									
Other Interest	(**)	.....	(**)	(**)	(**)	(**)	(**)	(**)	-1
Employer Share, Employee Retirement:									
Department of Health and Human Services:									
Federal Hospital Insurance Trust Fund:									
Federal Employer Contributions	-361	.....	-361	-2,443	.....	-2,443	-2,314	.....	-2,314
Postal Service Employer Contributions	-48	.....	-48	-354	.....	-354	-387	.....	-387
Department of State:									
Foreign Service Retirement and Disability Fund	-30	.....	-30	-221	.....	-221	-214	.....	-214
Other Defense Civil Programs:									
Military Retirement Fund	-2,121	.....	-2,121	-24,498	.....	-24,498	-20,963	.....	-20,963
Department of Defense Medicare-Eligible Retiree Health Care Fund									
Care Fund	.....	.....	.....	-8,622	.....	-8,622	-8,050	.....	-8,050
Office of Personnel Management:									
Civil Service Retirement and Disability Fund	-3,984	.....	-3,984	-24,545	.....	-24,545	-21,164	.....	-21,164
Social Security Administration:									
Federal Old-Age and Survivors Insurance Trust Fund:									
Federal Employer Contributions	-1,480	.....	-1,480	-9,546	.....	-9,546	-9,171	.....	-9,171
Federal Disability Insurance Trust Fund:									
Federal Employer Contributions	-251	.....	-251	-1,621	.....	-1,621	-1,557	.....	-1,557
Other	(**)	.....	(**)	-3	.....	-3	-2	.....	-2
Total--Employer Share, Employee Retirement	-8,275	.....	-8,275	-71,853	.....	-71,853	-63,823	.....	-63,823
Interest Received by Trust Funds:									
Judicial Branch:									
Judicial Survivors Annuity Fund	-2	.....	-2	-12	.....	-12	-11	.....	-11
Department of Health and Human Services:									
Federal Hospital Insurance Trust Fund	-23	.....	-23	-1,230	.....	-1,230	-3,784	.....	-3,784
Federal Supplementary Medical Insurance Trust Fund	-96	.....	-96	-964	.....	-964	-1,447	.....	-1,447
Department of Homeland Security:									
Oil Spill Liability Trust Fund	-5	.....	-5	-40	.....	-40	-55	.....	-55
Other	(**)	.....	(**)	-15	.....	-15	-24	.....	-24
Department of Labor:									
Unemployment Trust Fund	-22	.....	-22	-681	.....	-681	-1,102	.....	-1,102
Department of State:									
Foreign Service Retirement and Disability Fund	(**)	.....	(**)	-239	.....	-239	-267	.....	-267
Department of Transportation:									
Airport and Airway Trust Fund	-1	.....	-1	-109	.....	-109	-194	.....	-194
Department of Veterans Affairs:									
National Service Life Insurance Fund	-1	.....	-1	-33	.....	-33	-45	.....	-45
United States Government Life Insurance Fund	(**)	.....	(**)	(**)	.....	(**)	(**)	.....	(**)
Corps of Engineers	-11	.....	-11	-50	.....	-50	-101	.....	-101
Other Defense Civil Programs:									
Military Retirement Fund	-7,525	.....	-7,525	-8,712	.....	-8,712	-12,646	.....	-12,646
Educational Benefits Fund	-3	.....	-3	-19	.....	-19	-12	.....	-12
Armed Forces Retirement Home	(**)	.....	(**)	(**)	.....	(**)	-1	.....	-1
Environmental Protection Agency	(**)	.....	(**)	-39	.....	-39	-72	.....	-72
Office of Personnel Management:									
Civil Service Retirement and Disability Fund	-15	.....	-15	-11,671	.....	-11,671	-12,721	.....	-12,721
Social Security Administration:									
Federal Old-Age and Survivors Insurance Trust Fund	-89	.....	-89	-35,624	.....	-35,624	-38,187	.....	-38,187
Federal Disability Insurance Trust Fund	-7	.....	-7	-1,353	.....	-1,353	-1,420	.....	-1,420
Independent Agencies:									
Railroad Retirement Board	-4	.....	-4	-26	.....	-26	-65	.....	-65
Other	(**)	.....	(**)	-7	.....	-7	-26	.....	-26

**Table 5. Outlays of the U.S. Government, April 2021 and Other Periods - Continued**

[\$ millions]

Classification	This Month			Current Fiscal Year to Date			Prior Fiscal Year to Date		
	Gross Outlays	Applicable Receipts	Outlays	Gross Outlays	Applicable Receipts	Outlays	Gross Outlays	Applicable Receipts	Outlays
<b>Undistributed Offsetting Receipts: - Continued</b>									
Other	-14	.....	-14	-114	.....	-114	-407	.....	-407
Total--Interest Received by Trust Funds	-7,816	.....	-7,816	-60,938	.....	-60,938	-72,587	.....	-72,587
Rents and Royalties on the Outer Continental Shelf Lands	.....	406	-406	.....	2,144	-2,144	.....	2,822	-2,822
Spectrum Auction Proceeds	.....	.....	.....	-4,476	.....	-4,476	.....	.....	.....
<b>Total--Undistributed Offsetting Receipts</b>	<b>-16,091</b>	<b>406</b>	<b>-16,496</b>	<b>-137,267</b>	<b>2,144</b>	<b>-139,411</b>	<b>-136,410</b>	<b>2,822</b>	<b>-139,232</b>
<b>Total Outlays</b>	<b>706,628</b>	<b>41,862</b>	<b>664,766</b>	<b>4,373,253</b>	<b>298,283</b>	<b>4,074,970</b>	<b>3,612,662</b>	<b>285,808</b>	<b>3,326,854</b>
<b>Total On-Budget</b>	<b>613,377</b>	<b>35,467</b>	<b>577,910</b>	<b>3,728,678</b>	<b>235,095</b>	<b>3,493,582</b>	<b>3,008,922</b>	<b>232,008</b>	<b>2,776,915</b>
<b>Total Off-Budget</b>	<b>93,252</b>	<b>6,395</b>	<b>86,856</b>	<b>644,576</b>	<b>63,188</b>	<b>581,388</b>	<b>603,740</b>	<b>53,800</b>	<b>549,940</b>
<b>Total Surplus (+) or Deficit (-)</b>			<b>-225,579</b>			<b>-1,931,836</b>			<b>-1,481,475</b>
<b>Total On-Budget</b>			<b>-241,004</b>			<b>-1,925,158</b>			<b>-1,491,699</b>
<b>Total Off-Budget</b>			<b>+15,425</b>			<b>-6,677</b>			<b>+10,224</b>

**MEMORANDUM**

Receipts Offset Against Outlays (In Millions)

	Current Fiscal Year to Date	Comparable Period Prior Fiscal Year
Proprietary Receipts	139,177	130,625
Intrabudgetary Transactions	717,912	573,677
Governmental Receipts	11,136	7,505
<b>Total Receipts Offset Against Outlays</b>	<b>868,225</b>	<b>711,807</b>

- 1 Includes \$58 billion for Economic Impact Payments to individuals and families.
- 2 Includes \$544 billion for Economic Impact Payments to individuals and families.
- 3 Applicable Receipts decreased by \$11 million due to additional reporting for the month of March 2021.
- 4 Includes FICA and SECA tax credits, non-contributory military service credits,

special benefits for the aged and credit for the unnegotiated OASI benefit checks.  
 Note: Details may not add to totals due to rounding.  
 ... No Transactions  
 (\*\*) Less than absolute value of \$500,000



**Table 6. Means of Financing the Deficit or Disposition of Surplus by the U.S. Government, April 2021 and Other Periods**

[\$ millions]

Assets and Liabilities Directly Related to Budget Off-Budget Activity	Net Transactions (-) denotes net reduction of either liability or asset accounts			Account Balances Current Fiscal Year		
	This Month	Fiscal Year to Date		Beginning of		Close of This Month
		This Year	Prior Year	This Year	This Month	
<b>Liability Accounts:</b>						
Borrowing from the Public:						
Treasury Securities, Issued Under General Financing Authorities:						
Debt Held by the Public	69,117	1,037,103	2,244,526	21,018,951	21,986,938	22,056,054
Intragovernmental Holdings	-26,972	192,220	10,244	5,926,439	6,145,632	6,118,659
Total Treasury Securities Outstanding	42,144	1,229,323	2,254,770	26,945,391	28,132,570	28,174,714
Plus Premium on Treasury Securities	1,531	6,586	8,297	45,620	50,675	52,206
Less Discount on Treasury Securities	6,173	18,251	4,426	110,053	122,130	128,303
Total Treasury Securities Net of Premium and Discount	37,502	1,217,659	2,258,642	26,880,958	28,061,114	28,098,616
Agency Securities, Issued Under Special Financing Authorities (See Schedule B; for Other Agency Borrowing, See Schedule C)						
Total Federal Securities	-74	-397	-345	20,151	19,828	19,755
	37,428	1,217,262	2,258,296	26,901,109	28,080,943	28,118,371
Deduct:						
Federal Securities Held as Investments of Government Accounts (See Schedule D)						
Less Discount on Federal Securities Held as Investments of Government Accounts	-27,635	190,308	8,969	5,907,764	6,125,707	6,098,072
Net Federal Securities Held as Investments of Government Accounts	458	466	-1,753	25,727	25,735	26,193
	-28,093	189,842	10,721	5,882,037	6,099,972	6,071,879
Total Borrowing from the Public	65,521	1,027,420	2,247,575	21,019,071	21,980,970	22,046,492
Accrued Interest Payable to the Public	12,557	10,565	12,402	70,656	68,663	81,220
Allocations of Special Drawing Rights	663	1,004	109	49,709	50,050	50,713
Uninvested Balances, Deposit Funds	3,778	82,347	5,943	32,151	110,719	114,498
Miscellaneous Liability Accounts (Includes Checks Outstanding Etc.)	-15,617	14,067	20,926	25,940	55,623	40,007
<b>Total Liability Accounts</b>	<b>66,903</b>	<b>1,135,402</b>	<b>2,286,955</b>	<b>21,197,527</b>	<b>22,266,026</b>	<b>22,332,929</b>
<b>Asset Accounts (Deduct)</b>						
Cash and Monetary Assets:						
U.S. Treasury Operating Cash:						
Federal Reserve Account <sup>2</sup>	-151,234	-810,963	797,552	1,781,679	1,121,951	970,716
Balance	-151,234	-810,963	797,552	1,781,679	1,121,951	970,716
Special Drawing Rights:						
Total Holdings	690	1,059	218	51,733	52,102	52,792
SDR Certificates Issued to Federal Reserve Banks	.....	.....	.....	-5,200	-5,200	-5,200
Balance	690	1,059	218	46,533	46,902	47,592
Reserve Position on the U.S. Quota in the IMF:						
U.S. Subscription to International Monetary Fund:						
Direct Quota Payments	.....	.....	.....	111,629	111,629	111,629
Maintenance of Value Adjustments	1,559	2,358	257	5,191	5,991	7,550
Letter of Credit Issued to IMF	125	996	1,337	-82,546	-81,675	-81,550
Dollar Deposits with the IMF	8	-15	25	-365	-387	-380
Receivable/Payable (-) for Interim Maintenance of Value Adjustments	-1,127	-1,718	-203	-2,698	-3,289	-4,416
Balance	564	1,621	1,416	31,211	32,269	32,832
Loans to International Monetary Fund	.....	-619	-698	1,770	1,151	1,151
Other Cash and Monetary Assets	205	-60	-514	26,236	25,971	26,176
Total Cash and Monetary Assets	-149,776	-808,962	797,973	1,887,429	1,228,243	1,078,467
Non-Federal Securities of the National Railroad Retirement Investment Trust						
Net Activity, Guaranteed Loan Financing (See Schedule E)	627	1,986	-3,008	24,358	25,717	26,344
Net Activity, Direct Loan Financing (See Schedule E)	-10,113	31,174	-3,966	-466,713	-425,425	-435,539
Miscellaneous Asset Accounts	1,814	-20,956	13,148	1,613,268	1,590,499	1,592,312
	-797	919	1,310	-677	1,038	242
<b>Total Asset Accounts</b>	<b>-158,245</b>	<b>-795,838</b>	<b>805,457</b>	<b>3,057,664</b>	<b>2,420,071</b>	<b>2,261,826</b>
<b>Excess of Liabilities (+) or Assets (-)</b>	<b>225,148</b>	<b>1,931,240</b>	<b>1,481,498</b>	<b>18,139,863</b>	<b>19,845,955</b>	<b>20,071,103</b>
Transactions Not Applied to Current Year's Surplus or Deficit (See Schedule A for Details)	431	594	-24	.....	163	594
<b>Total Budget and Off-Budget Federal Entities (Financing of Deficit (+) or Disposition of Surplus (-))</b>	<b>225,579</b>	<b>1,931,836</b>	<b>1,481,475</b>	<b>18,139,863</b>	<b>19,846,118</b>	<b>20,071,697</b>

1 Balance increased by \$11 million due to additional reporting by the General Services Administration for the month of March 2021.

2 Major sources of information used to determine Treasury's operating cash balance include Federal Reserve Banks, Treasury Regional Finance Centers, Internal Revenue Service Centers, various electronic systems, and information on the

Public Debt. Information is presented on a modified cash basis. Deposits are reflected as received and withdrawals are reflected as processed.

Note: Details may not add to totals due to rounding.

... No Transactions

**Table 6. Schedule A-Analysis of Change in Excess of Liabilities of the U.S. Government, April 2021 and Other Periods**

[\$ millions]

Classification	This Month	Fiscal Year to Date	
		This Year	Prior Year
<b>Excess of Liabilities Beginning of Period:</b>			
Based on Composition of Unified Budget in Preceding Period	19,845,944	18,139,863	14,950,418
Adjustments During Current Fiscal Year for Changes in Composition of Unified Budget:			
Revisions by Federal Agencies to the Prior Budget Results	11	.....	58,380
Excess of Liabilities Beginning of Period (Current Basis)	19,845,955	18,139,863	15,008,798
<b>Budget Surplus (-) or Deficit:</b>			
Based on Composition of Unified Budget in Prior Fiscal Year	225,579	1,931,836	1,481,475
Total Surplus (-) or Deficit (Table 2)	225,579	1,931,836	1,481,475
Total-On-Budget (Table 2)	241,004	1,925,159	1,491,699
Total-Off-Budget (Table 2)	-15,425	6,677	-10,224
<b>Transactions Not Applied to Current Year's Surplus or Deficit:</b>			
Premium/Discount on Buyback of U.S. Treasury Securities	(**)	(**)	(**)
Other	-431	-594	24
Total-Transactions Not Applied to Current Year's Surplus or Deficit	-431	-594	24
<b>Excess of Liabilities Close of Period</b>	<b>20,071,103</b>	<b>20,071,103</b>	<b>16,490,297</b>

Note: Details may not add to totals due to rounding.

(\*\*) Less than absolute value of \$500,000

... No Transactions

**Table 6. Schedule B-Securities Issued by Federal Agencies Under Special Financing Authorities, April 2021 and Other Periods**

[\$ millions]

Classification	Net Transactions (-) denotes net reduction of liability accounts			Account Balances Current Fiscal Year		
	This Month	Fiscal Year to Date		Beginning of		Close of This Month
		This Year	Prior Year	This Year	This Month	
<b>Agency Securities, Issued Under Special Financing Authorities:</b>						
Obligations Guaranteed by the United States, Issued By:						
Department of Housing and Urban Development:						
Federal Housing Administration	.....	.....	.....	19	19	19
Obligations Not Guaranteed by the United States, Issued By:						
Legislative Branch:						
Architect of the Capitol	(**)	-6	-5	58	51	52
Independent Agencies:						
Federal Communications Commission	.....	.....	.....	(**)	(**)	(**)
National Archives and Records Administration	.....	.....	.....	(**)	(**)	(**)
Tennessee Valley Authority	-74	-391	-340	20,075	19,758	19,684
<b>Total Agency Securities</b>	<b>-74</b>	<b>-397</b>	<b>-345</b>	<b>20,151</b>	<b>19,828</b>	<b>19,755</b>

Note: Details may not add to totals due to rounding.

(\*\*) Less than absolute value of \$500,000

... No Transactions

**Table 6. Schedule C (Memorandum)-Federal Agency Borrowing Financed Through the Issue of Treasury Securities, April 2021 and Other Periods**

Classification	[\$ millions]					
	Transactions			Account Balances Current Fiscal Year		
	This Month	Fiscal Year to Date		Beginning of		Close of This Month
This Year		Prior Year	This Year	This Month		
<b>Borrowing from the US Treasury:</b>						
Department of Agriculture:						
Farm Service Agency:						
Commodity Credit Corporation	-157	-16,078	-4,367	27,609	11,688	11,531
Agricultural Credit Insurance Fund	317	276	249	14,721	14,680	14,997
Farm Storage Facility Loans	2	53	69	1,242	1,293	1,295
Apple Loans Fund	.....	.....	.....	(**)	(**)	(**)
Emergency Boll Weevil Loan Fund	.....	-3	-1	3	(**)	(**)
Rural Housing Service:						
Rural Housing Insurance	83	-1,697	-561	18,838	17,059	17,141
Rural Community Facility Loans Fund	36	208	80	11,096	11,269	11,305
Multifamily Housing Revitalization Loan Account	3	-55	23	549	491	494
Rural Business - Cooperative Service:						
Rural Business and Industry Loans	.....	-19	-59	63	44	44
Rural Development Loan Fund	1	-21	-16	300	278	279
Rural Economic Development Loan Fund	6	-10	-23	218	202	208
Renewable Energy Guaranteed Loan Account	.....	.....	-1	1	1	1
Rural Microenterprise Investment Loans	(**)	-3	-1	44	41	41
Biorefinery Assistance Loan Account	.....	(**)	-2	5	5	5
Rural Utilities Service:						
Rural Water and Waste Disposal Fund	54	-348	-3	14,002	13,600	13,653
Rural Electrification and Telecommunications Fund	17	-721	-418	6,679	5,941	5,959
Rural Telephone Bank	.....	-16	-29	89	72	72
Distance Learning and Telemedicine Program	5	-140	-189	626	482	487
Foreign Agricultural Service	.....	.....	.....	363	363	363
Department of Commerce:						
National Oceanic and Atmospheric Administration:						
Fisheries Finance	4	69	15	388	453	458
Department of Defense--Military Programs:						
Family Housing Improvement Loans	.....	24	.....	1,663	1,686	1,686
Department of Education:						
College Housing and Academic Facilities Loans	.....	(**)	(**)	14	13	13
Historically Black College and University Capital Financing Fund	.....	(**)	.....	50	50	50
Federal Direct Student Loans	.....	77,214	82,681	1,175,642	1,252,856	1,252,856
Teach Grant Loans	.....	26	80	711	737	737
Temporary Student Loan Purchase Authority	.....	-344	-250	33,252	32,908	32,908
Federal Family Education Loans	.....	.....	6,682	40,202	40,202	40,202
Department of Energy:						
Bonneville Power Administration Fund	-42	-139	490	5,649	5,552	5,510
Western Area Power Administration - Recovery Act	.....	.....	.....	76	76	76
Advanced Technology Vehicles Manufacturing Loans	-34	182	.....	180	397	362
Title 17 Innovative Technology Loans	-81	106	67	727	914	833
Department of Health and Human Services:						
Consumer Operated and Oriented Plan	.....	.....	.....	149	149	149
Consumer Operated and Oriented Plan Program Contingency Fund	.....	.....	.....	58	58	58
Department of Homeland Security:						
National Flood Insurance Fund	.....	.....	.....	20,525	20,525	20,525
Disaster Assistance Loan Fund	16	28	1	71	83	98
Department of Housing and Urban Development:						
Public and Indian Housing Programs:						
Low-Rent Public Housing - Loans and Other Expenses	.....	.....	.....	19	19	19
Native Hawaiian Housing Loans	.....	(**)	1	1	1	1
Housing Programs:						
Federal Housing Administration	.....	.....	14,336	51,817	51,817	51,817
Home Ownership Preservation Equity Fund	.....	.....	.....	6	6	6
Green Retrofit Program for Multifamily Housing-Recovery Act	.....	.....	.....	10	10	10
Department of the Interior:						
Bureau of Indian Affairs and Bureau of Indian Education	.....	.....	.....	2	2	2
Bureau of Reclamation Loan Fund	.....	.....	.....	28	28	28
Assistance to American Samoa Loan Fund	.....	(**)	(**)	8	8	8

**Table 6. Schedule C (Memorandum)-Federal Agency Borrowing Financed Through the Issue of Treasury Securities, April 2021 and Other Periods - Continued**

Classification	[ \$ millions ]					
	Transactions			Account Balances Current Fiscal Year		
	This Month	Fiscal Year to Date		Beginning of		Close of This Month
This Year		Prior Year	This Year	This Month		
<b>Borrowing from the US Treasury: - Continued</b>						
Department of Labor:						
Black Lung Disability Trust Fund	.....	-110	110	4,752	4,642	4,642
Department of State:						
Repatriation Loans	.....	2	3	5	7	7
Department of Transportation:						
Federal Highway Administration:						
Transportation Infrastructure Finance and Innovation Fund	34	443	907	15,155	15,563	15,598
Federal Railroad Administration:						
Railroad Rehabilitation and Improvement Loan Fund	.....	(**)	250	1,403	1,403	1,403
Other	.....	.....	.....	(**)	(**)	(**)
Minority Business Resource Center Fund	.....	.....	.....	(**)	(**)	(**)
Maritime Administration:						
Maritime Guaranteed Loan (Title XI) Fund	.....	.....	.....	125	125	125
Maritime Guaranteed Loan (Title XI) FFB Financing Account	.....	.....	1	.....	.....	.....
Department of the Treasury:						
Departmental Offices:						
Community Development Financial Institutions Fund	(**)	3	3	102	105	105
Temporary Credit and Liquidity Program	.....	.....	.....	2,357	2,357	2,357
Troubled Asset Relief Program	.....	.....	-2	22	22	22
Small Business Lending Financing Fund	.....	.....	.....	47	47	47
ESF - Economic Stabilization Program	71	-62,258	.....	87,102	24,774	24,845
Federal Financing Bank Revolving Fund	-2,791	-2,687	7,170	71,373	71,477	68,686
Department of Veterans Affairs:						
Veterans Housing Benefit Program Fund	.....	548	50	503	1,051	1,051
Native American Veteran Housing Fund	9	6	4	80	78	87
Vocational Rehabilitation Loan Fund	.....	2	2	1	3	3
Corps of Engineers:						
Washington Aqueduct	.....	(**)	(**)	(**)	.....	.....
Environmental Protection Agency:						
Water Infrastructure Finance and Innovation Loan Program	18	174	165	222	377	395
International Assistance Programs:						
International Security Assistance:						
Foreign Military Loan Program	.....	.....	.....	1,756	1,756	1,756
Agency for International Development:						
Development Credit Authority Loan Fund	.....	.....	-8	.....	.....	.....
Overseas Private Investment Corporation	.....	.....	-3,829	.....	.....	.....
United States International Development Finance Corporation	128	2,357	4,318	4,678	6,907	7,035
Small Business Administration:						
Business Loan Fund	17	26	146	2,528	2,537	2,554
Disaster Loan Fund	.....	16,782	26,118	173,646	190,428	190,428
Independent Agencies:						
Export-Import Bank of the United States	(**)	2	.....	15,388	15,390	15,390
Postal Service	.....	8,649	.....	.....	8,649	8,649
Presidio Trust	.....	.....	.....	45	45	45
Railroad Retirement Board:						
Social Security Equivalent Benefit Account	398	3,015	2,541	4,384	7,001	7,399
Smithsonian Institution:						
John F. Kennedy Center Parking Facilities	.....	.....	.....	20	20	20
Other:						
Borrowing from the US Treasury - Other	(**)	(**)	(**)	(**)	(**)	(**)
<b>Total Borrowing from the US Treasury</b>	<b>-1,888</b>	<b>25,546</b>	<b>136,803</b>	<b>1,813,390</b>	<b>1,840,824</b>	<b>1,838,936</b>
<b>Borrowing from the Federal Financing Bank:</b>						
Department of Agriculture:						
Rural Utilities Service:						
Rural Electrification and Telecommunications Fund	202	1,148	1,901	46,652	47,599	47,800
Department of Education:						
Historically Black College and University Capital Financing Fund	4	-1,483	22	1,502	15	18
Department of Energy:						
Advanced Technology Vehicles Manufacturing Loans	.....	-295	-295	1,027	732	732
Title 17 Innovative Technology Loans	-14	286	783	14,421	14,721	14,707

**Table 6. Schedule C (Memorandum)-Federal Agency Borrowing Financed Through the Issue of Treasury Securities, April 2021 and Other Periods - Continued**

Classification	Transactions			Account Balances Current Fiscal Year		
	This Month	Fiscal Year to Date		Beginning of		Close of This Month
		This Year	Prior Year	This Year	This Month	
<b>Borrowing from the Federal Financing Bank: - Continued</b>						
Department of Health and Human Services:						
Health Maintenance Organization Loan and Loan Guarantee Fund	.....	.....	.....	(**)	(**)	(**)
Department of Housing and Urban Development:						
Housing Programs:						
Federal Housing Administration	12	167	294	2,364	2,518	2,531
Department of Transportation:						
Maritime Administration:						
Maritime Guaranteed Loan (Title XI) FFB Financing Account	-4	-11	186	326	319	315
Department of the Treasury:						
Departmental Offices:						
Community Development Financial Institutions Fund	9	32	55	1,155	1,178	1,187
Department of Veterans Affairs:						
Guaranteed Transitional Housing Loans for Homeless Veterans	.....	(**)	(**)	4	4	4
Independent Agencies:						
Postal Service	-3,000	-3,000	3,400	14,000	14,000	11,000
<b>Total Borrowing from the Federal Financing Bank</b>	<b>-2,791</b>	<b>-3,157</b>	<b>6,345</b>	<b>81,451</b>	<b>81,085</b>	<b>78,294</b>

Note: Details may not add to totals due to rounding.

Note: This table includes lending by the Federal Financing Bank accomplished by the purchase of agency financial assets, by the acquisition of agency debt securities, and by direct loans on behalf of an agency. The Federal Financing Bank borrows from Treasury and issues its own securities and in turn may loan

these funds to agencies in lieu of agencies borrowing directly through Treasury or issuing their own securities.

... No Transactions

(\*\*) Less than absolute value of \$500,000

**Table 6. Schedule D-Investments of Federal Government Accounts in Federal Securities, April 2021 and Other Periods**

[\$ millions]

Classification	Net Purchases or Sales (-)			Securities Held as Investments Current Fiscal Year		
	This Month	Fiscal Year to Date		Beginning of		Close of This Month
		This Year	Prior Year	This Year	This Month	
<b>Federal Funds:</b>						
Department of Agriculture	.....	12	12	238	250	250
Department of Commerce	2	2	2	.....	.....	2
Department of Defense--Military Programs:						
Defense Cooperation Account	(**)	(**)	(**)	8	8	8
Department of Energy	-8	306	421	56,008	56,322	56,314
Department of Health and Human Services	.....	15,979	11,006	.....	15,979	15,979
Department of Homeland Security	-662	-132	-342	1,645	2,175	1,513
Department of Housing and Urban Development:						
Housing Programs:						
Federal Housing Administration Fund	1,858	7,151	3,298	67,937	73,230	75,088
Government National Mortgage Association:						
Guarantees of Mortgage-Backed Securities	(**)	2,324	-7,335	8,525	10,849	10,849
Department of the Interior	482	2,296	663	10,350	12,164	12,646
Department of Justice	(**)	(**)	7	168	168	168
Department of Labor	1,233	2,700	3,438	45,575	47,041	48,274
Department of State:						
Foreign Service Retirement and Disability Fund	1	7	6	33	39	39
Other	.....	(**)	(**)	12	12	12
Department of Transportation	450	8	-575	2,353	1,911	2,361
Department of the Treasury	1,601	1,865	-9,917	12,472	12,736	14,337
Department of Veterans Affairs:						
Veterans Reopened Insurance Fund	-2	-10	-11	66	58	56
Servicemen'S Group Life Insurance Fund	41	771	453	1,262	1,993	2,033
Other Defense Civil Programs:						
Uniformed Services Retiree Health Care Fund	1,868	14,762	16,396	268,894	281,788	283,656
International Assistance Programs	23	111	75	6,165	6,253	6,276
Office of Personnel Management:						
Postal Service Contributions	-334	-1,809	-1,650	41,868	40,392	40,059
Independent Agencies:						
Federal Deposit Insurance Corporation:						
Deposit Insurance Fund	-194	3,342	1,510	108,949	112,485	112,291
FSLIC Resolution Fund	(**)	(**)	9	881	882	882
Federal Housing Finance Agency	90	131	127	98	139	229
National Credit Union Administration	880	1,864	1,343	17,791	18,775	19,655
Postal Service	-3,765	7,014	4,840	14,991	25,770	22,004
Tennessee Valley Authority	.....	.....	-25	.....	.....	.....
Other						
Treasury Securities	-31	-262	-422	11,325	11,094	11,062
Other	342	-1,634	1,376	3,913	1,937	2,280
Total Treasury Securities	3,875	56,798	24,705	681,526	734,448	738,323
<b>Total Federal Funds</b>	<b>3,875</b>	<b>56,798</b>	<b>24,705</b>	<b>681,526</b>	<b>734,448</b>	<b>738,323</b>
<b>Trust Funds:</b>						
Legislative Branch:						
Library of Congress	(**)	10	1	25	35	35
United States Tax Court	(**)	(**)	(**)	13	13	13
Other	-1	4	3	31	36	35
Judicial Branch:						
Judicial Retirement Funds	-7	198	181	1,443	1,648	1,640
Department of Agriculture	.....	.....	.....	6	6	6
Department of Commerce	1	4,491	-1,158	7,666	12,156	12,157
Department of Defense--Military Programs:						
Voluntary Separation Incentive Fund	-1	-2	13	75	74	73
Other	-46	-137	-118	1,795	1,704	1,658
Department of Health and Human Services:						
Federal Supplementary Medical Insurance Trust Fund	-23,951	66,232	-21,173	87,477	177,660	153,709
Other	-2,356	-15,091	-68,683	137,733	124,998	122,642
Department of Homeland Security	61	342	101	9,400	9,681	9,742
Department of the Interior	-5	(**)	80	104	109	104
Department of Labor:						
Unemployment Trust Fund	-12,992	-8,354	-11,597	50,515	55,152	42,160
Other	1	11	-2	47	57	58
Department of State:						

**Table 6. Schedule D-Investments of Federal Government Accounts in Federal Securities, April 2021 and Other Periods - Continued**  
 [\$ millions]

Classification	Net Purchases or Sales (-)			Securities Held as Investments Current Fiscal Year		
	This Month	Fiscal Year to Date		Beginning of		Close of This Month
		This Year	Prior Year	This Year	This Month	
<b>Trust Funds - Continued</b>						
Foreign Service Retirement and Disability Fund	-52	47	209	19,981	20,080	20,028
Other	-4	1	-1	46	51	47
Department of Transportation:						
Airport and Airway Trust Fund	-62	9,120	599	7,900	17,082	17,020
Highway Trust Fund	-3,965	6,358	-5,087	12,081	22,403	18,439
Department of the Treasury	234	186	155	3,727	3,679	3,913
Department of Veterans Affairs:						
General Post Fund, National Homes	.....	-1	(**)	112	111	111
National Service Life Insurance	-47	-296	-312	1,946	1,697	1,650
United States Government Life Insurance Fund	(**)	(**)	(**)	2	2	2
Veterans Special Life Insurance Fund	-18	-100	-85	1,222	1,140	1,122
Corps of Engineers	-586	202	311	9,288	10,076	9,490
Other Defense Civil Programs:						
Military Retirement Fund	-903	89,326	98,754	916,264	1,006,493	1,005,590
Other	-8	-45	-69	1,143	1,105	1,098
Environmental Protection Agency	-100	624	465	5,828	6,552	6,452
National Aeronautics and Space Administration	.....	1	-1	15	16	16
Office of Personnel Management:						
Civil Service Retirement and Disability Fund						
Treasury Securities	-3,399	-14,345	-16,363	962,083	951,138	947,738
Employees Life Insurance Fund	-37	593	292	49,129	49,759	49,722
Employees and Retired Employees Health Benefits Fund	409	711	-863	28,331	28,633	29,042
Social Security Administration:						
Federal Old-Age and Survivors Insurance Trust Fund	13,407	-10,527	9,415	2,811,213	2,787,279	2,800,686
Federal Disability Insurance Trust Fund	2,756	2,652	-291	97,209	97,106	99,862
Independent Agencies:						
Harry S Truman Scholarship Foundation	.....	-4	-10	34	30	30
Japan-United States Friendship Commission	.....	3	.....	33	36	36
Railroad Retirement Board						
Treasury Securities	54	799	-452	1,736	2,481	2,535
Agency Securities	.....	.....	.....	1	1	1
Other						
Treasury Securities	107	503	-49	585	982	1,089
Total Treasury Securities	-31,510	133,510	-15,737	5,226,238	5,391,258	5,359,748
Total Agency Securities	.....	.....	.....	1	1	1
<b>Total Trust Funds</b>	<b>-31,510</b>	<b>133,510</b>	<b>-15,737</b>	<b>5,226,239</b>	<b>5,391,259</b>	<b>5,359,749</b>
<b>Grand Total</b>	<b>-27,635</b>	<b>190,308</b>	<b>8,969</b>	<b>5,907,764</b>	<b>6,125,707</b>	<b>6,098,072</b>

Note: Details may not add to totals due to rounding.

Note: Investments are in Treasury securities unless otherwise noted.

... No Transactions

(\*\*) Less than absolute value of \$500,000

**Table 6. Schedule E-Net Activity, Guaranteed and Direct Loan Financing, April 2021 and Other Periods**  
 [\$ millions]

Classification	Net Transactions (-) denotes net reduction of asset accounts			Account Balances Current Fiscal Year		
	This Month	Fiscal Year to Date		Beginning of		Close of This Month
		This Year	Prior Year	This Year	This Month	
<b>Guaranteed Loan Financing Activity:</b>						
Department of Agriculture:						
Farm Service Agency:						
Commodity Credit Corporation Export Fund	-2	-6	-33	161	157	155
Agricultural Credit Insurance Fund	-3	-2	-3	-208	-207	-211
Natural Resources Conservation Service:						
Agricultural Resource Conservation Demonstration Program	.....	.....	.....	(**)	(**)	(**)
Rural Housing Service:						
Rural Community Facility Loans	3	3	1	-31	-30	-28
Rural Housing Insurance Fund	-25	-172	10	-135	-282	-307
Rural Business - Cooperative Service:						
Rural Business and Industry Loans	-10	-64	-16	-105	-159	-169
Renewable Energy Guaranteed Loan Account	-2	-7	-3	-35	-40	-42
Biorefinery Assistance Loan Account	-36	-37	-1	-38	-39	-75
Rural Utilities Service:						
Rural Water and Waste Disposal Fund	(**)	(**)	(**)	-25	-25	-25
Department of Commerce:						
General Administration:						
Emergency Oil, Gas, and Steel Account	.....	.....	.....	5	5	5
Department of Defense--Military Programs						
.....						
Department of Education:						
Office of Student Financial Assistance:						
Federal Family Education Loans	-329	-2,082	-1,118	21,245	19,491	19,163
Department of Energy:						
Title 17 Innovative Technology Loans	33	67	-51	-184	-150	-117
Department of Health and Human Services:						
Health Resources and Services Administration:						
Health Center Loans	.....	(**)	.....	-1	-1	-1
Health Education Assistance Loans	.....	.....	.....	-70	-70	-70
Department of Housing and Urban Development:						
Public and Indian Housing Programs:						
Indian Housing Loans	(**)	-7	-5	-123	-130	-130
Native Hawaiian Housing Loans	(**)	(**)	(**)	-3	-3	-3
Community Planning and Development:						
Community Development Loans	.....	(**)	9	-5	-6	-6
Housing Programs:						
FHA-Mutual Mortgage Insurance Loans	2,307	4,831	1,256	32,402	34,926	37,233
FHA-General and Special Risk Fund	151	933	931	2,328	3,110	3,261
Home Ownership Preservation Entity Fund	(**)	(**)	(**)	1	1	(**)
Government National Mortgage Association:						
Guarantees of Mortgage-Backed Securities	-156	-1,033	-1,049	6,350	5,473	5,317
Department of the Interior:						
Bureau of Indian Affairs and Bureau of Indian Education	-1	-10	-3	-85	-94	-95
Department of Transportation:						
Office of the Secretary:						
Minority Business Resource Center Fund	.....	.....	.....	(**)	(**)	(**)
Federal Highway Administration:						
Transportation Infrastructure Finance and Innovation Fund	.....	.....	.....	(**)	(**)	(**)
Maritime Administration:						
Maritime Guaranteed Loan (Title XI) Fund	(**)	(**)	1	11	10	11
Department of the Treasury:						
Departmental Offices:						
Air Transportation Stabilization Fund	.....	.....	.....	(**)	(**)	(**)
Troubled Assets Insurance Financing Fund	.....	.....	.....	(**)	(**)	(**)
Troubled Asset Relief Program	.....	.....	(**)	-1	-1	-1
Department of Veterans Affairs:						
Veterans Benefits Administration:						
Veterans Housing Benefit Program Fund	-94	-609	2,119	-8,103	-8,617	-8,712
International Assistance Programs:						
Agency for International Development:						



**Table 6. Schedule E-Net Activity, Guaranteed and Direct Loan Financing, April 2021 and Other Periods - Continued**

[\$ millions]

Classification	Net Transactions (-) denotes net reduction of asset accounts			Account Balances Current Fiscal Year		
	This Month	Fiscal Year to Date		Beginning of		Close of This Month
		This Year	Prior Year	This Year	This Month	
<b>Guaranteed Loan Financing Activity: - Continued</b>						
Ukraine Export Credit Insurance Fund	.....	.....	.....	-910	-910	-910
Loan Guarantees to Israel	.....	.....	.....	-1,083	-1,083	-1,083
Urban and Environmental Credit Guaranteed Loans	.....	.....	2	-38	-38	-38
Microenterprise and Small Enterprise Development	.....	.....	.....	(**)	(**)	(**)
Development Credit Authority Loan Fund	.....	.....	2	-99	-99	-99
Tunisia Loan Fund	.....	.....	.....	-1,175	-1,175	-1,175
Overseas Private Investment Corporation	.....	.....	23	278	278	278
United States International Development Finance Corporation	20	100	6	-5	75	95
Microenterprise and Small Enterprise Development	.....	.....	.....	(**)	(**)	(**)
Urban and Environmental Credit	(**)	2	(**)	4	6	6
Small Business Administration:						
Business Loan Fund	-12,245	28,458	-6,033	-516,704	-476,001	-488,246
Independent Agencies:						
Export-Import Bank of the United States	241	497	-12	-277	-22	220
<b>Net Activity, Guaranteed Loan Financing</b>	<b>-10,149</b>	<b>30,861</b>	<b>-3,966</b>	<b>-466,713</b>	<b>-425,702</b>	<b>-435,852</b>
<b>Direct Loan Financing Activity:</b>						
Department of Agriculture:						
Farm Service Agency:						
Agricultural Credit Insurance Fund	107	211	384	13,003	13,108	13,214
Farm Storage Facility Loans	5	90	43	866	951	956
Apple Loans Fund	.....	.....	.....	(**)	(**)	(**)
Emergency Boll Weevil Loan Fund	.....	-2	-2	2	(**)	(**)
Rural Housing Service:						
Rural Community Facility Loans Fund	-53	403	295	10,145	10,601	10,548
Rural Housing Insurance Fund	-81	-536	-319	15,588	15,133	15,052
Multifamily Housing Revitalization Loan Account	1	6	29	478	483	484
Rural Business - Cooperative Service:						
Rural Business and Industry Loan Fund	(**)	-1	(**)	(**)	-1	-1
Rural Development Loan Fund	-1	-18	-12	274	257	256
Rural Economic Development Loan Fund	3	3	-10	184	184	187
Rural Microenterprise Investment Loans	(**)	-1	(**)	40	39	39
Rural Utilities Service:						
Rural Water and Waste Disposal Loans	-51	-305	-185	12,163	11,910	11,858
Rural Electrification and Telecommunications Fund	163	1,058	1,762	49,609	50,504	50,667
Rural Telephone Bank	-1	-11	-11	74	63	62
Distance Learning and Telemedicine Program	-1	-45	-44	459	415	414
Rural Development Insurance Fund	.....	.....	.....	1,065	1,065	1,065
Foreign Agricultural Service:						
P.L. 480 Direct Loan Fund	-2	-48	-57	335	289	287
International Debt Reduction	(**)	-1	-4	-72	-73	-73
Department of Commerce:						
National Oceanic and Atmospheric Administration:						
Fisheries Finance	-4	-22	-13	387	369	365
Department of Defense--Military Programs	-7	-26	-52	1,659	1,640	1,633
Department of Education:						
Office of Postsecondary Education:						
College Housing and Academic Facilities Loans	(**)	(**)	(**)	3	3	3
Historically Black College and University Capital Financing Fund	4	-1,459	21	1,330	-133	-129
Office of Student Financial Assistance:						
Federal Direct Student Loans	2,015	37,215	16,042	1,147,309	1,182,509	1,184,524
Teach Grant Loans	3	3	17	670	669	672
Temporary Student Loan Purchase Authority	-167	-1,225	-3,263	48,326	47,268	47,101
Department of Energy:						
Advanced Technology Vehicles Manufacturing Loans	-14	-93	-315	1,174	1,095	1,081
Title 17 Innovative Technology Loans	-217	408	751	14,293	14,918	14,701
Department of Health and Human Services:						
Consumer Operated and Oriented Plan	.....	-15	-9	118	103	103
Consumer Operated and Oriented Plan Program Contingency Fund	.....	-1	(**)	56	55	55
Department of Homeland Security:						

**Table 6. Schedule E-Net Activity, Guaranteed and Direct Loan Financing, April 2021 and Other Periods - Continued**

[\$ millions]

Classification	Net Transactions (-) denotes net reduction of asset accounts			Account Balances Current Fiscal Year		
	This Month	Fiscal Year to Date		Beginning of		Close of This Month
		This Year	Prior Year	This Year	This Month	
<b>Direct Loan Financing Activity: - Continued</b>						
Disaster Assistance Loan Fund	15	22	-7	34	41	56
Department of Housing and Urban Development:						
Housing Programs:						
Emergency Homeowners' Relief Fund	(**)	(**)	(**)	-1	-2	-2
FHA-Mutual Mortgage Insurance Loans	.....	.....	.....	(**)	(**)	(**)
FHA-General and Special Risk Fund	14	190	321	2,402	2,577	2,592
Green Retrofit Program for Multifamily Housing Fund	(**)	-2	-4	7	5	5
Department of the Interior:						
Bureau of Reclamation	.....	.....	-3	29	29	29
Bureau of Indian Affairs and Bureau of Indian Education	(**)	(**)	(**)	2	1	1
Assistance to American Samoa Loan Fund	-1	-1	.....	8	8	7
Department of State:						
Administration of Foreign Affairs:						
Repatriation Loans	(**)	-4	-1	2	-2	-2
Department of Transportation:						
Federal Highway Administration:						
Transportation Infrastructure Finance and Innovation Fund	-498	-1,433	-3,984	14,984	14,049	13,552
Tiger Tifia Loan Fund	.....	-1	-1	62	61	61
Federal Railroad Administration:						
Railroad Rehabilitation and Improvement Loan Fund	-1	-59	189	1,310	1,252	1,251
Maritime Administration:						
Maritime Guaranteed Loan (Title XI) FFB Financing Account	-4	-11	186	317	310	306
Department of the Treasury:						
Departmental Offices:						
Community Development Financial Institutions Fund	10	34	54	1,255	1,280	1,289
GSE Mortgage-Backed Securities Purchase Program	.....	.....	.....	4,613	4,613	4,613
Temporary Credit and Liquidity Program	-58	-873	-933	2,200	1,386	1,328
Troubled Asset Relief Program	.....	-4	-3	19	15	15
Small Business Lending Program	-3	-9	-4	45	39	36
ESF - Economic Stabilization Program	-590	-62,936	.....	87,102	24,756	24,166
Bureau of the Fiscal Service	.....	.....	.....	(**)	(**)	(**)
Department of Veterans Affairs:						
Veterans Benefits Administration:						
Veterans Housing Benefit Program Fund	-8	-39	20	406	376	367
Native American Veteran Housing Fund	-1	-5	-2	69	65	63
Transitional Housing Loans	(**)	(**)	(**)	(**)	(**)	(**)
Vocational Rehabilitation Loan Fund	(**)	(**)	(**)	(**)	(**)	(**)
Environmental Protection Agency:						
Water Infrastructure Finance and Innovation Loan Program	18	162	164	222	366	384
International Assistance Programs:						
International Security Assistance:						
Foreign Military Loan Program	.....	-405	-405	1,724	1,319	1,319
Military Debt Reduction	.....	.....	.....	(**)	(**)	(**)
Agency for International Development:						
International Debt Reduction	.....	.....	-26	-172	-172	-172
Overseas Private Investment Corporation	.....	.....	42	2,902	2,902	2,902
International Monetary Programs	.....	.....	.....	-278	-278	-278
United States International Development Finance Corporation	141	1,722	-91	652	2,233	2,374
International Debt Reduction	.....	.....	.....	-9	-9	-9
Small Business Administration:						
Business Loan Fund	1	-23	-20	202	178	179
Disaster Loan Fund	1,140	7,515	4,662	162,429	168,804	169,944
Independent Agencies:						
Export-Import Bank of the United States	-242	-1,385	-2,054	11,197	10,054	9,812
Federal Communications Commission:						
Spectrum Auction Loan Fund	(**)	(**)	.....	(**)	(**)	(**)
<b>Net Activity, Direct Loan Financing</b>	<b>1,632</b>	<b>-21,957</b>	<b>13,148</b>	<b>1,613,268</b>	<b>1,589,679</b>	<b>1,591,311</b>

Note: Details may not add to totals due to rounding.

Note: Federal credit programs provide benefits to the public in the form of direct loans and loan guarantees. This table reflects cash transactions and balances of the nonbudgetary financing fund accounts that result from the disbursement of loans, collection of fees, repayment of principal, sale of collateral, interest, and subsidy received from the credit program accounts at

net present value in accordance with the Credit Reform Act of 1990. Unreimbursed costs such as administrative expenses and subsidy payments are reported on a cash basis and included within each program's budgetary totals in Table 5.

... No Transactions

(\*\*) Less than absolute value of \$500,000

**Table 7. Receipts and Outlays of the U.S. Government by Month, Fiscal Year 2021**

[\$ millions]

Classification	Oct.	Nov.	Dec.	Jan.	Feb.	March	April	May	June	July	Aug.	Sept.	Fiscal Year to Date	Comparable Period Prior F.Y.
<b>Receipts:</b>														
Individual Income Taxes	108,748	93,775	144,481	231,569	125,827	120,314	194,650						1,019,362	844,717
Corporation Income Taxes	9,152	-3,192	62,920	16,463	3,780	15,255	72,769						177,148	88,194
<b>Social Insurance and Retirement Receipts:</b>														
Employment and General Retirement	93,455	101,445	111,189	115,570	95,323	105,153	133,398						755,533	734,714
Unemployment Insurance	1,891	3,810	3,666	2,172	3,681	1,139	10,030						26,389	20,258
Other Retirement	522	466	477	429	434	431	546						3,304	2,953
Excise Taxes	4,747	5,602	5,333	3,479	4,904	6,434	5,889						36,388	40,328
Estate and Gift Taxes	2,149	1,839	2,212	1,680	1,152	2,448	4,576						16,055	9,802
Customs Duties	6,156	5,965	6,047	5,871	6,323	6,275	7,128						43,766	43,279
Miscellaneous Receipts	10,878	9,843	9,794	7,419	6,891	10,165	10,200						65,189	61,135
<b>Total--Receipts This Year</b>	<b>237,697</b>	<b>219,553</b>	<b>346,119</b>	<b>384,651</b>	<b>248,314</b>	<b>267,614</b>	<b>439,186</b>						<b>2,143,134</b>	<b>.....</b>
<b>(On-Budget)</b>	<b>168,234</b>	<b>144,274</b>	<b>264,479</b>	<b>295,313</b>	<b>173,852</b>	<b>185,367</b>	<b>336,905</b>						<b>1,568,424</b>	<b>.....</b>
<b>(Off-Budget)</b>	<b>69,463</b>	<b>75,279</b>	<b>81,640</b>	<b>89,338</b>	<b>74,462</b>	<b>82,248</b>	<b>102,281</b>						<b>574,711</b>	<b>.....</b>
<i>Total--Receipts Prior Year</i>	<i>245,521</i>	<i>225,185</i>	<i>335,805</i>	<i>372,288</i>	<i>187,951</i>	<i>236,766</i>	<i>241,863</i>						<i>.....</i>	<i>1,845,379</i>
<i>(On-Budget)</i>	<i>181,095</i>	<i>155,648</i>	<i>259,671</i>	<i>281,546</i>	<i>112,136</i>	<i>153,068</i>	<i>142,052</i>						<i>.....</i>	<i>1,285,216</i>
<i>(Off-Budget)</i>	<i>64,426</i>	<i>69,537</i>	<i>76,135</i>	<i>90,742</i>	<i>75,815</i>	<i>83,698</i>	<i>99,811</i>						<i>.....</i>	<i>560,164</i>
<b>Outlays:</b>														
Legislative Branch	505	468	416	449	391	442	394						3,064	3,078
Judicial Branch	810	684	656	639	648	703	819						4,960	4,856
<b>Department of Agriculture:</b>														
Commodity Credit Corporation	7,742	2,379	2,228	344	-301	-401	-379						11,611	18,856
Foreign Agricultural Service	121	349	128	25	311	168	135						1,237	1,226
Other	23,995	16,512	18,616	14,316	14,250	16,566	22,477						126,731	78,872
Department of Commerce	1,282	1,400	2,495	985	940	995	745						8,842	9,296
<b>Department of Defense--Military Programs:</b>														
Military Personnel	34,709	8,378	16,869	9,044	12,524	12,508	18,355						112,387	98,415
Operation and Maintenance	22,969	22,978	24,228	20,963	22,607	26,008	25,117						164,870	159,819
<b>International Reconstruction and Other Assistance</b>														
	(**)	.....	.....	1	.....	.....	.....						1	(**)
Procurement	9,329	10,322	13,028	13,229	9,534	13,174	14,563						83,180	81,320
Research, Development, Test, and Evaluation	7,952	8,251	10,443	7,559	5,964	13,654	7,867						61,689	56,178
Military Construction	1,020	753	847	560	679	826	764						5,448	4,985
Family Housing	86	96	120	99	95	142	114						751	631
Revolving and Management Funds	204	1,038	1,488	-203	-425	343	281						2,727	3,015
Other	261	-286	-23	-387	-116	-15	118						-448	-905
<b>Total Department of Defense--Military Programs</b>	<b>76,530</b>	<b>51,529</b>	<b>67,000</b>	<b>50,864</b>	<b>50,862</b>	<b>66,640</b>	<b>67,179</b>						<b>430,605</b>	<b>403,459</b>
Department of Education	7,709	7,076	6,696	9,566	9,101	11,947	10,297						62,391	48,957
Department of Energy	3,235	2,457	3,255	2,540	2,512	3,223	3,347						20,569	18,689
<b>Department of Health and Human Services:</b>														
National Institutes of Health	3,015	3,371	3,211	3,001	3,140	3,302	3,495						22,534	21,409
<b>Centers for Medicare and Medicaid Services:</b>														
Grants to States for Medicaid	41,626	37,583	44,283	41,274	39,758	45,434	45,768						295,725	252,914
Federal Hospital Insurance Trust Fund	38,636	16,163	30,308	30,581	29,678	30,771	38,779						214,916	285,515
Federal Supplementary Medical Insurance Trust Fund	68,707	17,538	39,510	38,290	40,364	40,573	65,811						310,794	275,021
Other	42,745	31,596	38,814	31,342	55,707	36,057	37,447						273,709	230,223
Administration for Children and Families	5,045	4,708	5,474	4,246	4,690	5,899	6,437						36,501	35,065
Other	-41,865	-35,111	-38,719	-29,102	-58,017	-35,778	-40,019						-278,611	-230,875
Department of Homeland Security	13,079	7,684	6,879	5,945	5,830	7,050	8,246						54,712	34,512
Department of Housing and Urban Development	3,876	3,965	3,817	3,373	4,336	2,900	2,051						24,319	27,655
Department of the Interior	1,208	906	1,654	1,182	1,024	1,376	955						8,305	9,344
Department of Justice	2,597	3,290	3,152	3,660	3,061	2,636	3,561						21,956	22,152
<b>Department of Labor:</b>														
Unemployment Trust Fund	23,688	22,657	25,095	19,202	22,077	24,333	18,116						155,167	40,010
Other	-836	4,172	4,856	17,112	22,914	27,595	20,940						96,754	28,532
Department of State	3,493	2,422	2,727	2,082	1,326	4,019	2,444						18,513	18,603
<b>Department of Transportation:</b>														
Highway Trust Fund	4,135	3,597	3,734	2,345	2,964	2,951	2,742						22,468	23,350
Other	3,809	4,177	6,162	3,695	6,015	3,991	6,690						34,539	23,348
<b>Department of the Treasury:</b>														
Interest on Treasury Debt Securities (Gross)	20,076	32,744	79,625	27,266	32,282	36,639	45,537						274,170	310,456

**Table 7. Receipts and Outlays of the U.S. Government by Month, Fiscal Year 2021 - Continued**

[\$ millions]

Classification	Oct.	Nov.	Dec.	Jan.	Feb.	March	April	May	June	July	Aug.	Sept.	Fiscal Year to Date	Comparable Period Prior F.Y.
<b>Outlays: - Continued</b>														
Other	16,213	10,663	8,220	175,802	47,650	372,930	90,121						721,599	506,270
<b>Department of Veterans Affairs:</b>														
Compensation and Pensions	17,831	622	17,968	1,087	9,393	9,594	18,495						74,989	62,942
National Service Life	42	36	48	52	48	57	47						329	360
Other	12,051	8,190	10,033	8,318	9,254	10,442	12,713						71,001	60,152
Corps of Engineers	847	617	1,089	589	610	605	632						4,989	5,456
Other Defense Civil Programs	11,663	487	10,623	1,577	4,688	5,186	8,244						42,467	37,581
Environmental Protection Agency	813	687	686	596	601	632	803						4,817	5,298
Executive Office of the President	44	33	33	33	35	30	45						255	227
General Services Administration	56	-234	334	-411	-286	84	-62						-520	217
<b>International Assistance Programs:</b>														
International Security Assistance	312	1,484	515	328	3,241	471	367						6,719	8,655
Multilateral Assistance	25	8	310	2	223	1,130	4						1,702	2,015
Agency for International Development	471	1,236	756	487	1,455	949	635						5,990	5,162
Other	227	97	-368	-1,930	999	-57	321						-712	-959
National Aeronautics and Space Administration	1,993	1,818	2,403	1,355	1,606	2,178	1,818						13,170	12,150
National Science Foundation	600	565	517	497	559	571	564						3,874	3,996
Office of Personnel Management	8,888	8,743	8,868	9,271	8,119	9,362	9,074						62,325	62,939
Small Business Administration	2,476	670	595	2,426	90,968	86,532	56,920						240,587	14,764
<b>Social Security Administration:</b>														
Federal Old-Age and Survivors Insurance Trust Fund (Off-Budget)	80,821	80,563	99,288	63,344	82,093	82,361	82,525						570,994	544,936
Federal Disability Insurance Trust Fund (Off-Budget)	12,131	11,815	17,993	5,964	11,958	11,973	12,138						83,971	86,043
Other	9,403	341	9,393	262	4,891	4,787	9,409						38,484	33,729
<b>Independent Agencies:</b>														
Deposit Insurance Fund	629	-565	-1,543	69	-590	-1,605	175						-3,432	-1,647
FSLIC Resolution Fund	(**)	(**)	(**)	(**)	(**)	(**)	(**)						(**)	-8
<b>Postal Service:</b>														
<b>Off-Budget:</b>														
Public Enterprise Funds	1,162	-458	-1,805	-449	176	-964	756						-1,583	-1,491
Other	7	46	5	209	.....	.....	.....						267	267
Other	.....	.....	.....	55	.....	.....	.....						55	57
Tennessee Valley Authority	-57	115	-3	-227	-228	-74	-95						-569	-386
Other	3,092	3,733	1,117	1,763	3,330	1,492	1,603						16,130	22,838
<b>Undistributed Offsetting Receipts:</b>														
Employer Share, Employee Retirement	-26,054	-7,683	-7,677	-7,379	-7,455	-7,329	-8,275						-71,853	-63,823
Interest Received by Trust Funds	11,168	-2,848	-51,432	-1,300	-5,196	-3,513	-7,816						-60,938	-72,587
Rents and Royalties on the Outer Continental Shelf Lands	-47	-278	-353	-129	-292	-639	-406						-2,144	-2,822
Other	.....	(**)	(**)	(**)	-4,476	(**)	(**)						-4,476	-1
<b>Totals This Year:</b>														
<b>Total Outlays</b>	<b>521,768</b>	<b>364,819</b>	<b>489,682</b>	<b>547,483</b>	<b>559,236</b>	<b>927,217</b>	<b>664,766</b>						<b>4,074,970</b>	<b>.....</b>
<b>(On-Budget)</b>	<b>439,355</b>	<b>274,627</b>	<b>412,233</b>	<b>487,184</b>	<b>466,710</b>	<b>835,564</b>	<b>577,910</b>						<b>3,493,582</b>	<b>.....</b>
<b>(Off-Budget)</b>	<b>82,413</b>	<b>90,192</b>	<b>77,449</b>	<b>60,299</b>	<b>92,526</b>	<b>91,653</b>	<b>86,856</b>						<b>581,388</b>	<b>.....</b>
<b>Total-Surplus (+) or Deficit (-)</b>	<b>-284,071</b>	<b>-145,266</b>	<b>-143,562</b>	<b>-162,832</b>	<b>-310,922</b>	<b>-659,603</b>	<b>-225,579</b>						<b>-1,931,836</b>	<b>.....</b>
<b>(On-Budget)</b>	<b>-271,120</b>	<b>-130,354</b>	<b>-147,753</b>	<b>-191,871</b>	<b>-292,858</b>	<b>-650,197</b>	<b>-241,004</b>						<b>-1,925,158</b>	<b>.....</b>
<b>(Off-Budget)</b>	<b>-12,950</b>	<b>-14,913</b>	<b>4,191</b>	<b>29,039</b>	<b>-18,064</b>	<b>-9,405</b>	<b>15,425</b>						<b>-6,677</b>	<b>.....</b>
<b>Total Borrowing from the Public</b>	<b>78,616</b>	<b>251,250</b>	<b>284,064</b>	<b>11,544</b>	<b>110,206</b>	<b>226,219</b>	<b>65,521</b>						<b>1,027,420</b>	<b>2,247,575</b>
<i>Total-Outlays Prior Year</i>	<i>379,988</i>	<i>434,024</i>	<i>349,091</i>	<i>404,883</i>	<i>423,229</i>	<i>355,754</i>	<i>979,885</i>						<i>.....</i>	<i>3,326,854</i>
<i>(On-Budget)</i>	<i>300,962</i>	<i>345,901</i>	<i>302,065</i>	<i>326,440</i>	<i>334,290</i>	<i>266,410</i>	<i>900,847</i>						<i>.....</i>	<i>2,776,915</i>
<i>(Off-Budget)</i>	<i>79,026</i>	<i>88,122</i>	<i>47,026</i>	<i>78,443</i>	<i>88,939</i>	<i>89,344</i>	<i>79,038</i>						<i>.....</i>	<i>549,940</i>
<i>Total-Surplus (+) or Deficit (-) Prior Year</i>	<i>-134,467</i>	<i>-208,838</i>	<i>-13,286</i>	<i>-32,595</i>	<i>-235,278</i>	<i>-118,988</i>	<i>-738,022</i>						<i>.....</i>	<i>-1,481,475</i>
<i>(On-Budget)</i>	<i>-119,867</i>	<i>-190,253</i>	<i>-42,394</i>	<i>-44,894</i>	<i>-222,155</i>	<i>-113,342</i>	<i>-758,795</i>						<i>.....</i>	<i>-1,491,699</i>
<i>(Off-Budget)</i>	<i>-14,600</i>	<i>-18,585</i>	<i>29,108</i>	<i>12,299</i>	<i>-13,124</i>	<i>-5,646</i>	<i>20,773</i>						<i>.....</i>	<i>10,224</i>

Note: Details may not add to totals due to rounding.

(\*\*) Less than absolute value of \$500,000

... No Transactions

**Table 8. Trust Fund Impact on Budget Results and Investment Holdings as of April 30, 2021**

[\$ millions]

Classification	This Month			Fiscal Year to Date			Securities Held as Investments Current Fiscal Year		
	Receipts	Outlays	Excess	Receipts	Outlays	Excess	Beginning of		Close of
							This Year	This Month	
<b>Trust Receipts, Outlays, and Investments Held:</b>									
Airport and Airway	1,148	1,500	-352	20,797	12,998	7,799	7,900	17,082	17,020
Black Lung Disability	-8	16	-24	119	117	2	.....	.....	.....
Federal Disability Insurance	14,911	12,138	2,774	86,562	83,971	2,591	97,209	97,106	99,862
Federal Employees Life and Health	.....	-375	375	.....	-1,350	1,350	77,459	78,392	78,764
Federal Employees Retirement	4,584	8,059	-3,475	40,447	54,564	-14,117	983,520	972,878	969,420
Federal Hospital Insurance	36,987	38,909	-1,922	200,946	216,060	-15,115	.....	.....	.....
Federal Old-Age and Survivors Insurance	95,932	82,525	13,407	560,410	570,994	-10,584	2,811,213	2,787,279	2,800,686
Federal Supplementary Medical Insurance	43,939	65,811	-21,872	331,775	310,794	20,981	87,477	177,660	153,709
Hazardous Substance Superfund	20	94	-74	1,308	795	513	4,933	5,561	5,471
Highways	253	3,428	-3,175	31,782	27,585	4,197	12,081	22,403	18,439
Military Advances	2,491	2,792	-301	21,427	20,463	964	.....	.....	.....
Military Retirement	9,646	10,094	-448	131,316	41,484	89,832	916,264	1,006,493	1,005,590
Railroad Retirement	1,618	1,287	331	9,445	9,548	-103	1,737	2,482	2,536
Unemployment	9,812	18,131	-8,319	178,851	155,298	23,552	50,515	55,152	42,160
Veterans Life Insurance	3	66	-63	48	444	-395	3,170	2,838	2,774
All Other Trust	621	1,218	-598	9,503	3,429	6,074	172,760	165,932	163,319
<b>Total Trust Fund Receipts and Outlays and Investments Held from Table 6-D</b>	<b>221,955</b>	<b>245,692</b>	<b>-23,737</b>	<b>1,624,735</b>	<b>1,507,194</b>	<b>117,542</b>	<b>5,226,239</b>	<b>5,391,259</b>	<b>5,359,749</b>
Less: Interfund Transactions	76,059	76,059	.....	814,508	814,508	.....	.....	.....	.....
Trust Fund Receipts and Outlays on the Basis of Tables 4 & 5	145,896	169,633	-23,737	810,227	692,686	117,542			
<b>Total Federal Fund Receipts and Outlays</b>	<b>293,373</b>	<b>495,215</b>	<b>-201,842</b>	<b>1,333,334</b>	<b>3,382,711</b>	<b>-2,049,377</b>			
Less: Interfund Transactions	83	83	.....	426	426	.....			
Federal Fund Receipts and Outlays on the Basis of Table 4 & 5	293,290	495,133	-201,842	1,332,907	3,382,285	-2,049,377			
<b>Net Budget Receipts &amp; Outlays</b>	<b>439,186</b>	<b>664,766</b>	<b>-225,579</b>	<b>2,143,134</b>	<b>4,074,970</b>	<b>-1,931,836</b>			

Note: Details may not add to totals due to rounding.

Note: Interfund receipts and outlays are transactions between Federal funds and trust funds such as Federal payments and contributions, and interest and profits on investments in Federal securities. They have no net effect on overall budget

receipts and outlays since the receipt side of such transactions is offset against budget outlays. In this table, Interfund receipts are shown as an adjustment to arrive at total receipts and outlays of trust funds respectively.  
... No Transactions

**Table 9. Summary of Receipts by Source, and Outlays by Function of the U.S. Government, April 2021 and Other Periods**

[\$ millions]

Classification	This Month	Fiscal Year to Date	Comparable Period Prior Fiscal Year
<b>Receipts</b>			
Individual Income Taxes	194,650	1,019,362	844,717
Corporation Income Taxes	72,769	177,148	88,194
Social Insurance and Retirement Receipts:			
Employment and General Retirement	133,398	755,533	734,714
Unemployment Insurance	10,030	26,389	20,258
Other Retirement	546	3,304	2,953
Excise Taxes	5,889	36,388	40,328
Estate and Gift Taxes	4,576	16,055	9,802
Customs Duties	7,128	43,766	43,279
Miscellaneous Receipts	10,200	65,189	61,135
<b>Total</b>	<b>439,186</b>	<b>2,143,134</b>	<b>1,845,379</b>
<b>Net Outlays</b>			
National Defense	70,580	452,327	424,318
International Affairs	2,387	31,831	44,406
General Science, Space, and Technology	2,858	20,477	19,216
Energy	572	3,642	3,833
Natural Resources and Environment	2,460	24,092	24,395
Agriculture	7,291	43,812	31,029
Commerce and Housing Credit	55,840	241,079	22,864
Transportation	20,059	90,726	68,803
Community and Regional Development	5,615	35,314	17,378
Education, Training, Employment, and Social Services	14,456	84,162	69,158
Health	67,024	452,186	400,187
Medicare	91,104	436,062	482,025
Income Security	164,880	1,174,099	601,102
Social Security	94,663	654,968	630,867
Veterans Benefits and Services	31,312	146,489	123,614
Administration of Justice	5,810	41,812	41,535
General Government	2,549	16,981	153,358
Net Interest	33,985	203,381	235,410
Undistributed Offsetting Receipts	-8,680	-78,472	-66,644
<b>Total</b>	<b>664,766</b>	<b>4,074,970</b>	<b>3,326,854</b>

Note: Details may not add to totals due to rounding.

# Explanatory Notes

## 1. Flow of Data into Monthly Treasury Statement

The *Monthly Treasury Statement (MTS)* is assembled from data in the central accounting system. The major sources of data include monthly accounting reports by Federal entities and disbursing officers, and daily reports from the Federal Reserve banks. These reports detail accounting transactions affecting receipts and outlays of the Federal Government and off-budget Federal entities, and their related effect on the assets and liabilities of the U.S. Government. Information is presented in the *MTS* on a modified cash basis.

## 2. Notes on Receipts

Receipts included in the report are classified into the following major categories: (1) budget receipts and (2) offsetting collections (also called applicable receipts). Budget receipts are collections from the public that result from the exercise of the Government's sovereign or governmental powers, excluding receipts offset against outlays. These collections, also called governmental receipts, consist mainly of tax receipts (including social insurance taxes), receipts from court fines, certain licenses, and deposits of earnings by the Federal Reserve System. Refunds of receipts are treated as deductions from gross receipts.

Offsetting collections are from other Government accounts or the public that are of a business-type or market-oriented nature. They are classified into two major categories: (1) offsetting collections credited to appropriations or fund accounts, and (2) offsetting receipts (i.e., amounts deposited in receipt accounts). Collections credited to appropriation or fund accounts normally can be used without appropriation action by Congress. These occur in two instances: (1) when authorized by law, amounts collected for materials or services are treated as reimbursements to appropriations and (2) in the three types of revolving funds (public enterprise, intra governmental, and trust); collections are netted against spending, and outlays are reported as the net amount.

Offsetting receipts in receipt accounts cannot be used without being appropriated. They are subdivided into two categories: (1) proprietary receipts - these collections are from the public and they are offset against outlays by agency and by function, and (2) intra governmental funds - these are payments into receipt accounts from Governmental appropriation or fund accounts. The transactions may be intrabudgetary when the payment and receipt both occur within the budget or from receipts from off-budget Federal entities in those cases where payment is made by a Federal entity whose budget authority and outlays are excluded from the budget totals.

Intrabudgetary transactions are subdivided into three categories: (1) interfund transactions, where the payments are from one fund group (either Federal funds or trust funds) to a receipt account in the other fund group; (2) Federal intrafund transactions, where the payments and receipts both occur within the Federal fund group; and (3) trust intrafund transactions, where the payments and receipts both occur within the trust fund group.

Offsetting receipts are generally deducted from budget authority and outlays by function, by subfunction, or by agency. There are four types of receipts, however, that are deducted from budget totals as undistributed offsetting receipts. They are: (1) agencies' payments (including payments by off-budget Federal entities) as employers into employees retirement funds, (2) interest received by trust funds, (3) rents and royalties on the Outer Continental Shelf lands, and (4) other interest (i.e., interest collected on Outer Continental Shelf money in deposit funds when such money is transferred into the budget).

## 3. Notes on Outlays

Outlays are generally accounted for on the basis of checks issued, electronic funds transferred, or cash payments made. Certain outlays do not require issuance of cash or checks. An example is charges made against appropriations for that part of employees' salaries withheld for taxes or savings bond allotments - these are counted as payments to the employee and credits for whatever purpose the money was withheld. Outlays are stated net of offsetting collections (including receipts of revolving and management funds) and of refunds. Interest on the public debt (public issues) is recognized on the accrual basis. Federal credit programs subject to the Federal Credit Reform Act of 1990 use the cash

basis of accounting and are divided into two components. The portion of the credit activities that involve a cost to the Government (mainly subsidies) is included within the budget program accounts. The remaining portion of the credit activities are in non-budget financing accounts. Outlays of off-budget Federal entities are excluded by law from budget totals. However, they are shown separately and combined with the on-budget outlays to display total Federal outlays.

## 4. Processing

The data on payments and collections are reported by account symbol into the central accounting system. In turn, the data are extracted from this system for use in the preparation of the *MTS*.

There are two major checks which are conducted to assure consistency of the data reported:

1. Verification of payment data. The monthly payment activity reported by Federal entities on the Statements of Transactions is compared to the payment activity of Federal entities as reported by disbursing officers.
2. Verification of collection data. Reported collections appearing on Statements of Transactions are compared to deposits as reported by Federal Reserve Banks.

## 5. Other Sources of Information About Federal Government Financial Activities

- *A Glossary of Terms Used in the Federal Budget Process, 2005* (Available from the U.S. Government Accountability Office, at calling 202-512-6000. This glossary provides a basic reference document of standardized definitions of terms used by the Federal Government in the budget making process).
- *Daily Treasury Statement* (Available on the internet at <http://www.fms.treas.gov/dts/>). The *Daily Treasury Statement* is published each working day of the Federal Government and provides data on the cash and debt operations of the Treasury.
- *Monthly Statement of the Public Debt of the United States* (Available on the internet at <http://www.treasurydirect.gov/govt/reports/pd/mspd/mspd.htm>). This publication provides detailed information concerning the public debt.
- *Treasury Bulletin* (Available from GPO, Washington, D.C. 20401 on a subscription or single copy and on the internet at <https://fiscal.treasury.gov/reports-statements/treasury-bulletin/>). Quarterly, contains a mix of narrative, tables, and charts on Treasury issues, Federal financial operations, international statistics, and special reports.
- *Budget of the United States Government, Fiscal Year 20\_\_* (Available from GPO, Washington, D.C. 20401 on a subscription basis only and on the internet at <http://www.access.gpo.gov/usbudget>). This publication is a single volume which provides budget information and contains:
  - *Appendix, The Budget of the United States Government, FY 20\_\_*
  - *The United States Budget in Brief, FY 20\_\_*
  - *Analytical Perspectives*
  - *Historical Tables*
- *Combined Statement of Receipts, Outlays, and Balances of the United States Government* (Available from Bureau of the Fiscal Service, U.S. Department of Treasury, Washington, D.C. 20227 and on the internet at [http://www.fiscal.treasury.gov/fsreports/rpt/combStmt/combStmt\\_home.htm](http://www.fiscal.treasury.gov/fsreports/rpt/combStmt/combStmt_home.htm)). This report includes budgetary results at the summary level and presents individual receipt and appropriation accounts at the detail level.

**Scheduled Release**

**The release date for the May 2021 Statement  
will be 2:00 p.m. EST June 10, 2021.**

Internet service subscribers can access the current issue of the Monthly Treasury Statement through the  
Bureau of the Fiscal Service's website:

[http://www.fiscal.treasury.gov/fsreports/rpt/mthTreasStmnt/mthTreasStmnt\\_home.htm](http://www.fiscal.treasury.gov/fsreports/rpt/mthTreasStmnt/mthTreasStmnt_home.htm)