



# Monthly Treasury Statement

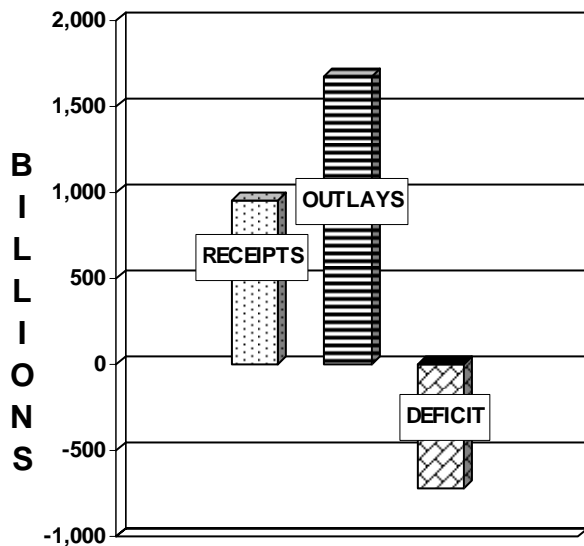
of Receipts and Outlays  
of the United States Government

For Fiscal Year 2010 Through **March 31, 2010**, and Other Periods

## Highlight

This month's publication has been realigned to the *FY 2011 Budget*, released by the Office of Management and Budget on February 1, 2010.

RECEIPTS, OUTLAYS, AND SURPLUS/DEFICIT  
THROUGH MARCH 2010



### Contents

- Summary, page 2
- Receipts, page 6
- Outlays, page 7
- Means of financing, page 20
- Receipts/outlays by month, page 28
- Federal trust funds/securities, page 30
- Receipts by source/outlays by function, page 30
- Explanatory notes, page 31

Compiled and Published by

Department of the Treasury  
Financial Management Service



# Introduction

The *Monthly Treasury Statement of Receipts and Outlays of the United States Government (MTS)* is prepared by the Financial Management Service, Department of the Treasury, and after approval by the Fiscal Assistant Secretary of the Treasury; is normally released on the 8th workday of the month following the reporting month. The publication is based on data provided by Federal entities, disbursing officers, and Federal Reserve banks.

## AUDIENCE

The *MTS* is published to meet the needs of those responsible for or interested in the cash position of the Treasury, those who are responsible or interested in the Government's budget results; and individuals and businesses whose operations depend upon or are related to the Government's financial operations.

## DISCLOSURE STATEMENT

This statement summarizes the financial activities of the Federal Government and off-budget Federal entities conducted in accordance with the Budget of the U.S. Government, i.e., receipts and outlays of funds, the surplus or deficit, and the means of financing the deficit or disposing of the surplus. Information is presented on a modified cash basis; receipts are accounted for on the basis of collections; refunds of receipts are treated as deductions from gross receipts; revolving and

management fund receipts, reimbursements and refunds of monies previously expended are treated as deductions from gross outlays; and interest on the public debt (public issues) is recognized on the accrual basis. Major information sources include accounting data reported by Federal entities, disbursing officers, and Federal Reserve banks.

## TRIAD OF PUBLICATIONS

The *MTS* is part of a triad of Treasury financial reports. The *Daily Treasury Statement* is published each working day of the Federal Government. It provides data on the cash and debt operations of the Treasury based upon reporting of the Treasury account balances by Federal Reserve banks. The *MTS* is a report of Government receipts and outlays, based on agency reporting. The *Combined Statement of Receipts, Outlays, and Balances of the United States Government* is the official publication of the detailed receipts and outlays of the Government. It is published annually in accordance with legislative mandates given to the Secretary of the Treasury.

## DATA SOURCES AND INFORMATION

The Explanatory Notes section of this publication provides information concerning the flow of data into the *MTS* and sources of information relevant to the *MTS*.

**Table 1. Summary of Receipts, Outlays, and the Deficit/Surplus of the U.S. Government, Fiscal Years 2009 and 2010, by Month**

[\$ millions]			
Period	Receipts	Outlays	Deficit/Surplus (-)
<b>FY 2009</b>			
October.....	164,829	320,360	155,531
November.....	144,769	269,970	125,201
December.....	237,786	289,540	51,754
January.....	226,090	289,548	63,457
February.....	87,312	281,171	193,859
March.....	128,926	320,514	191,589
April.....	266,206	287,113	20,907
May.....	117,217	306,868	189,651
June.....	215,340	309,671	94,332
July.....	151,481	332,160	180,680
August.....	145,529	249,084	103,555
September.....	218,880	264,088	45,207
Year-to-Date.....	<b>1,104,365</b>	<b>1,520,088</b>	<b>1,415,722</b>
<b>FY 2010</b>			
October.....	135,294	311,657	176,363
November.....	133,564	253,851	120,287
December.....	218,919	310,328	91,410
January.....	205,240	247,874	42,634
February.....	107,521	328,429	220,909
March.....	153,358	218,745	65,387
Year-to-Date.....	<b>953,896</b>	<b>1,670,885</b>	<b>716,990</b>

<sup>1</sup>The receipt, outlay and deficit figures differ from the *FY 2011 Budget*, released by the Office of Management and Budget on February 1, 2010. The deficit figure differs by \$3,036 million, due mainly to revisions in the data following the release of the Final Monthly Treasury Statement.

Note: Details may not add to totals due to rounding.

**Table 2. Summary of Budget and Off-Budget Results and Financing of the U.S. Government, March 2010 and Other Periods**

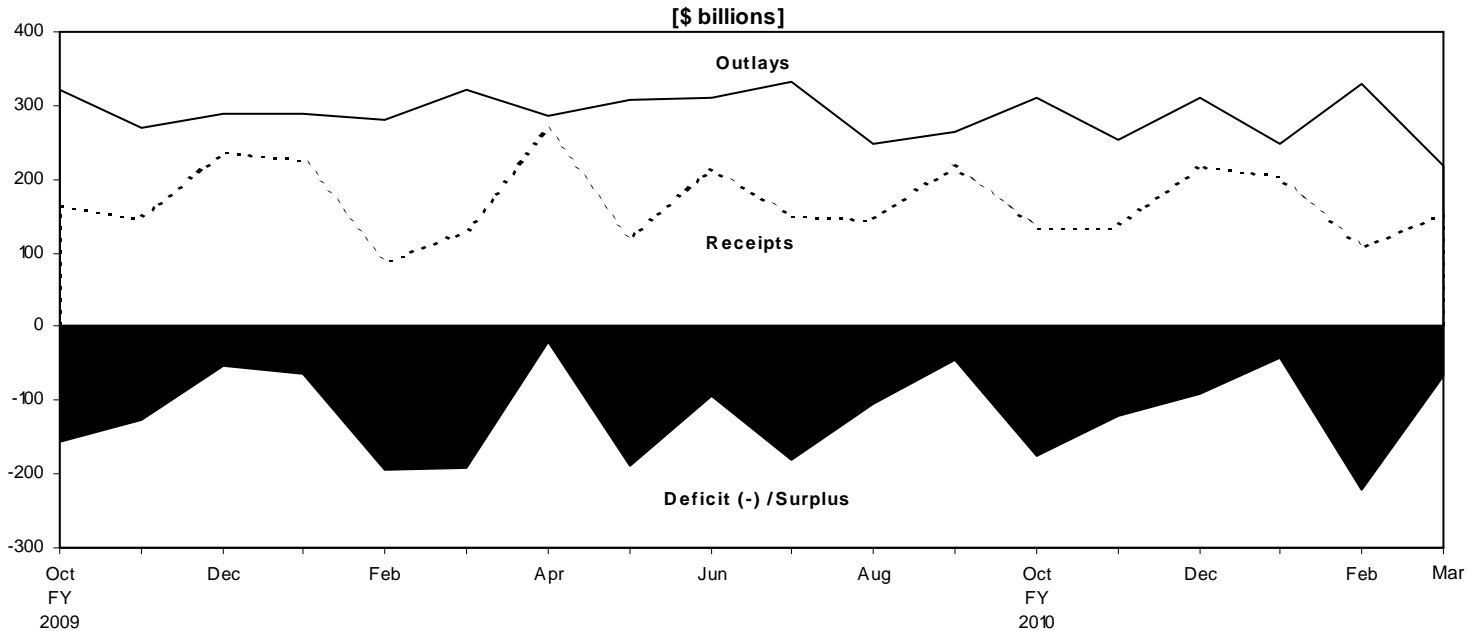
Classification	[\$ millions]				
	This Month	Current Fiscal Year to Date	Budget Estimates Full Fiscal Year <sup>1</sup>	Prior Fiscal Year to Date (2009)	Budget Estimates Next Fiscal Year (2011) <sup>1</sup>
<b>Total On-Budget and Off-Budget Results:</b>					
Total Receipts.....	153,358	953,896	2,165,119	989,712	2,567,181
On-Budget Receipts.....	103,165	648,716	1,529,936	670,394	1,893,113
Off-Budget Receipts.....	50,193	305,179	635,183	319,317	674,068
Total Outlays.....	218,745	1,670,885	3,720,701	1,771,103	3,833,860
On-Budget Outlays.....	162,696	1,401,780	3,163,742	1,523,165	3,255,667
Off-Budget Outlays.....	56,049	269,105	556,959	247,938	578,193
Total Surplus (+) or Deficit (-).....	-65,387	-716,990	-1,555,582	-781,391	-1,266,679
On-Budget Surplus (+) or Deficit (-).....	-59,531	-753,064	-1,633,806	-852,770	-1,362,554
Off-Budget Surplus (+) or Deficit (-).....	-5,856	+36,074	+78,224	+71,379	+95,875
Total On-Budget and Off-Budget Financing.....	65,387	716,990	1,555,582	781,391	1,266,679
<b>Means of Financing:</b>					
Borrowing from the Public.....	352,933	739,470	1,752,946	1,026,310	1,200,671
Reduction of Operating Cash, Increase (-).....	-176,714	56,763	5,265	102,782	200,000
By Other Means.....	-110,832	-79,244	-202,629	-347,701	-133,992

<sup>1</sup>These estimates are based on the *FY 2011 Budget*, released by the Office of Management and Budget on February 1, 2010.

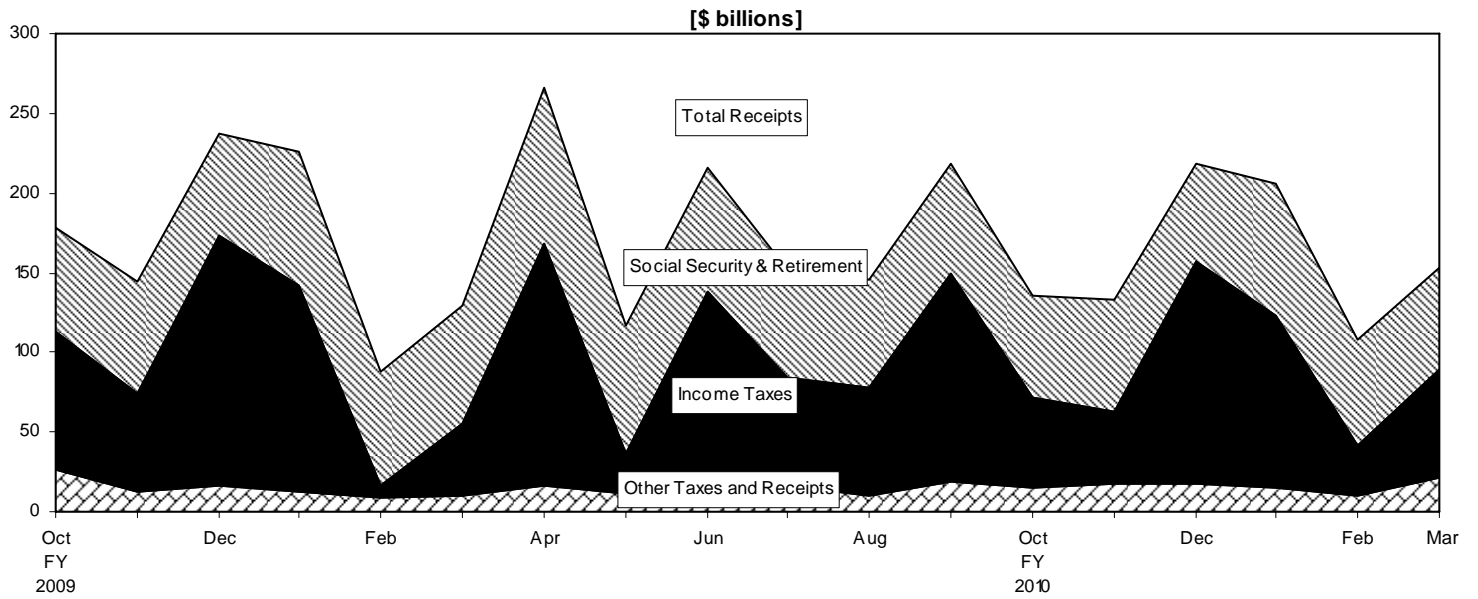
Note: Details may not add to totals due to rounding.

... No Transactions

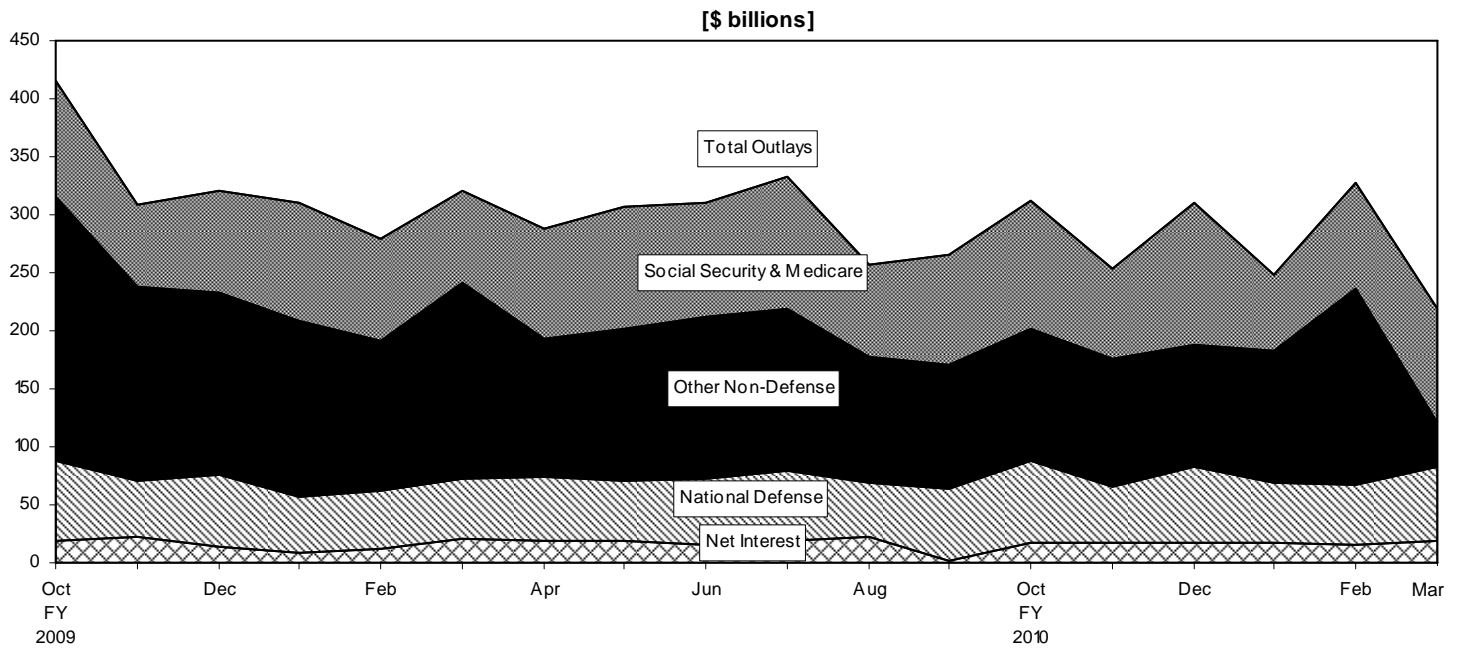
**Figure 1. Monthly Receipts, Outlays, and Budget Deficit/Surplus of the U.S. Government, Fiscal Years 2009 and 2010**



**Figure 2. Monthly Receipts of the U.S. Government, by Source, Fiscal Years 2009 and 2010**



**Figure 3. Monthly Outlays of the U.S. Government, by Function, Fiscal Years 2009 and 2010**



**Table 3. Summary of Receipts and Outlays of the U.S. Government, March 2010 and Other Periods**

Classification	[\$ millions]			
	This Month	Current Fiscal Year to Date	Comparable Prior Period Year to Date	Budget Estimates Full Fiscal Year <sup>1</sup>
<b>Budget Receipts</b>				
Individual Income Taxes .....	59,503	393,506	429,701	935,771
Corporation Income Taxes.....	8,578	53,969	56,236	156,741
Social Insurance and Retirement Receipts:				
Employment and General Retirement (Off-Budget) .....	50,193	305,179	319,317	635,183
Employment and General Retirement (On-Budget) .....	13,081	90,665	98,531	184,637
Unemployment Insurance .....	693	10,780	10,059	51,496
Other Retirement .....	318	2,046	2,077	4,440
Excise Taxes .....	6,782	29,588	28,701	73,204
Estate and Gift Taxes .....	2,829	9,344	12,106	17,011
Customs Duties .....	1,942	11,632	12,185	23,787
Miscellaneous Receipts .....	9,438	47,184	20,797	94,849
Allowances .....	.....	.....	.....	-12,000
<b>Total Receipts .....</b>	<b>153,358</b>	<b>953,896</b>	<b>989,712</b>	<b>2,165,119</b>
(On-Budget).....	103,165	648,716	670,394	1,529,936
(Off-Budget).....	50,193	305,179	319,317	635,183
<b>Budget Outlays</b>				
Legislative Branch .....	399	2,398	2,445	5,423
Judicial Branch .....	588	3,451	3,241	7,159
Department of Agriculture.....	13,117	72,142	64,472	142,016
Department of Commerce.....	1,250	5,446	5,280	16,714
Department of Defense-Military .....	61,429	335,359	316,873	692,031
Department of Education.....	9,001	53,515	33,800	106,944
Department of Energy.....	2,478	13,552	10,960	38,278
Department of Health and Human Services.....	75,628	417,673	379,765	868,762
Department of Homeland Security.....	4,042	22,266	27,560	52,903
Department of Housing and Urban Development .....	4,947	24,910	22,789	62,518
Department of the Interior.....	1,013	6,422	5,233	12,042
Department of Justice.....	2,373	14,682	13,051	30,333
Department of Labor.....	17,103	90,195	55,229	209,265
Department of State.....	2,382	11,563	10,436	25,726
Department of Transportation.....	5,173	35,102	31,054	90,944
Department of the Treasury:				
Interest on Treasury Debt Securities (Gross).....	20,787	201,929	168,592	425,127
Other .....	-85,750	9,420	236,236	77,853
Department of Veterans Affairs.....	9,856	53,767	46,132	124,565
Corps of Engineers.....	746	4,635	3,442	10,536
Other Defense Civil Programs .....	4,671	27,065	31,882	54,317
Environmental Protection Agency.....	1,040	4,660	3,958	11,301
Executive Office of the President.....	99	293	357	715
General Services Administration.....	176	130	283	1,782
International Assistance Program .....	543	10,197	6,719	23,899
National Aeronautics and Space Administration .....	1,699	8,881	8,927	19,123
National Science Foundation.....	504	3,005	2,723	7,819
Office of Personnel Management .....	6,869	37,800	36,170	71,603
Small Business Administration.....	126	5,366	1,695	5,978
Social Security Administration .....	62,321	370,883	346,510	768,975
Other Independent Agencies .....	792	-36,067	40,240	8,427
Allowances .....	.....	.....	.....	18,750
Undistributed Offsetting Receipts:				
Interest.....	-781	-92,562	-85,261	-191,396
Other .....	-5,873	-47,194	-59,690	-79,731
<b>Total Outlays .....</b>	<b>218,745</b>	<b>1,670,885</b>	<b>1,771,103</b>	<b>3,720,701</b>
(On-Budget).....	162,696	1,401,780	1,523,165	3,163,742
(Off-Budget).....	56,049	269,105	247,938	556,959
<b>Surplus (+) or Deficit (-).....</b>	<b>-65,387</b>	<b>-716,990</b>	<b>-781,391</b>	<b>-1,555,582</b>
(On-Budget).....	-59,531	-753,064	-852,770	-1,633,806
(Off-Budget).....	-5,856	+36,074	+71,379	+78,224

<sup>1</sup>These estimates are based on the *FY 2011 Budget*, released by the Office of Management and Budget on February 1, 2010.

... No Transactions

Note: Details may not add to totals due to rounding.

**Table 4. Receipts of the U.S. Government, March 2010 and Other Periods**

Classification	[\$ millions]								
	This Month			Current Fiscal Year to Date			Prior Fiscal Year to Date		
	Gross Receipts	Refunds (Deduct)	Receipts	Gross Receipts	Refunds (Deduct)	Receipts	Gross Receipts	Refunds (Deduct)	Receipts
<b>Individual Income Taxes:</b>									
Withheld.....	1101,735			461,023			485,211		
Presidential Election Campaign Fund.....	9			19			22		
Other.....	18,980			80,853			93,905		
<b>Total--Individual Income Taxes.....</b>	<b>110,724</b>	<b>51,220</b>	<b>59,503</b>	<b>541,895</b>	<b>148,389</b>	<b>393,506</b>	<b>579,139</b>	<b>149,437</b>	<b>429,701</b>
<b>Corporation Income Taxes.....</b>	<b>30,622</b>	<b>22,044</b>	<b>8,578</b>	<b>112,029</b>	<b>58,060</b>	<b>53,969</b>	<b>102,224</b>	<b>45,988</b>	<b>56,236</b>
<b>Social Insurance and Retirement Receipts:</b>									
<b>Employment and General Retirement:</b>									
<b>Federal Old-Age and Survivors Ins. Trust Fund:</b>									
Federal Insurance Contributions Act Taxes.....	145,358		45,358	263,668		263,668	270,264		270,264
Self-Employment Contributions Act Taxes.....	1,679		679	7,131		7,131	7,471		7,471
Adjustments Attributable to Prior Years.....	1,312		-3,129	-9,916		-9,916	-4,770		-4,770
<b>Total--FOASI Trust Fund.....</b>	<b>42,908</b>		<b>42,908</b>	<b>260,883</b>		<b>260,883</b>	<b>272,965</b>		<b>272,965</b>
<b>Federal Disability Insurance Trust Fund:</b>									
Federal Insurance Contributions Act Taxes.....	17,702		7,702	44,772		44,772	45,894		45,894
Self-Employment Contributions Act Taxes.....	115		115	1,211		1,211	1,268		1,268
Adjustments Attributable to Prior Years.....	1,532		-532	-1,687		-1,687	-809		-809
<b>Total--FDI Trust Fund.....</b>	<b>7,285</b>		<b>7,285</b>	<b>44,296</b>		<b>44,296</b>	<b>46,353</b>		<b>46,353</b>
<b>Federal Hospital Insurance Trust Fund:</b>									
Federal Insurance Contributions Act Taxes.....	113,601		13,601	89,008		89,008	93,073		93,073
Self-Employment Contributions Act Taxes.....	1,349		349	3,066		3,066	3,214		3,214
Adjustments Attributable to Prior Years.....	1,314		-1,314	-3,735		-3,735	-211		-211
<b>Total--FHI Trust Fund.....</b>	<b>12,636</b>		<b>12,636</b>	<b>88,339</b>		<b>88,339</b>	<b>96,076</b>		<b>96,076</b>
<b>Railroad Retirement :</b>									
Rail Pension and Supplemental Annuity.....	234	(**)	234	1,137	(**)	1,137	1,182	(**)	1,182
Social Security Equivalent Account.....	211	(**)	211	1,190	(**)	1,190	1,274	(**)	1,274
<b>Total--Employment and General Retirement.....</b>	<b>63,274</b>	<b>(**)</b>	<b>63,274</b>	<b>395,845</b>	<b>(**)</b>	<b>395,845</b>	<b>417,849</b>	<b>(**)</b>	<b>417,848</b>
<b>Unemployment Insurance:</b>									
Deposits by States.....	643		643	8,914		8,914	8,040		8,040
Federal Unemployment Tax Act Taxes.....	58	8	50	1,849	26	1,823	2,003	31	1,973
Railroad Unemployment Taxes.....	(**)		(**)	43		43	46		46
<b>Total--Unemployment Insurance.....</b>	<b>702</b>	<b>8</b>	<b>693</b>	<b>10,806</b>	<b>26</b>	<b>10,780</b>	<b>10,090</b>	<b>31</b>	<b>10,059</b>
<b>Other Retirement:</b>									
Federal Employees Retirement - Employee Share.....	315		315	2,029		2,029	2,058		2,058
Non-Federal Employees Retirement.....	3		3	18		18	19		19
<b>Total--Other Retirement.....</b>	<b>318</b>		<b>318</b>	<b>2,046</b>		<b>2,046</b>	<b>2,077</b>		<b>2,077</b>
<b>Total--Social Insurance and Retirement Receipts.....</b>	<b>64,293</b>	<b>8</b>	<b>64,285</b>	<b>408,698</b>	<b>26</b>	<b>408,671</b>	<b>430,015</b>	<b>31</b>	<b>429,985</b>
<b>Excise Taxes:</b>									
Miscellaneous Excise Taxes.....	3,519	215	3,304	13,908	3,827	10,081	9,178	703	8,474
Airport and Airway Trust Fund.....	789		789	4,411	4	4,407	4,762	71	4,692
Highway Trust Fund.....	2,639		2,639	15,166	342	14,824	15,617	355	15,263
Black Lung Disability Trust Fund.....	50		50	277		277	273		273
<b>Total--Excise Taxes.....</b>	<b>6,997</b>	<b>215</b>	<b>6,782</b>	<b>33,762</b>	<b>4,173</b>	<b>29,588</b>	<b>29,830</b>	<b>1,129</b>	<b>28,701</b>
<b>Estate and Gift Taxes.....</b>	<b>2,916</b>	<b>87</b>	<b>2,829</b>	<b>9,834</b>	<b>490</b>	<b>9,344</b>	<b>12,780</b>	<b>674</b>	<b>12,106</b>
<b>Customs Duties.....</b>	<b>2,046</b>	<b>104</b>	<b>1,942</b>	<b>12,143</b>	<b>511</b>	<b>11,632</b>	<b>12,716</b>	<b>531</b>	<b>12,185</b>
<b>Miscellaneous Receipts:</b>									
Deposits of Earnings by Federal Reserve Banks.....	7,428		7,428	37,716		37,716	11,971		11,971
Universal Service Fund.....	783		783	4,344		4,344	4,118		4,118
All Other.....	1,283	56	1,227	5,287	162	5,125	4,760	52	4,708
<b>Total -- Miscellaneous Receipts.....</b>	<b>9,493</b>	<b>56</b>	<b>9,438</b>	<b>47,346</b>	<b>162</b>	<b>47,184</b>	<b>20,849</b>	<b>52</b>	<b>20,797</b>
<b>Total -- Receipts.....</b>	<b>227,093</b>	<b>73,735</b>	<b>153,358</b>	<b>1,165,706</b>	<b>211,810</b>	<b>953,896</b>	<b>1,187,554</b>	<b>197,842</b>	<b>989,712</b>
<b>Total -- On-Budget.....</b>	<b>176,900</b>	<b>73,735</b>	<b>103,165</b>	<b>860,527</b>	<b>211,810</b>	<b>648,716</b>	<b>868,236</b>	<b>197,842</b>	<b>670,394</b>
<b>Total -- Off-Budget.....</b>	<b>50,193</b>		<b>50,193</b>	<b>305,179</b>		<b>305,179</b>	<b>319,317</b>		<b>319,317</b>

<sup>1</sup>In accordance with the Social Security Act as amended: "Individual income taxes, Withheld" have been increased and "Federal Insurance Contribution Act Taxes" correspondingly decreased by \$5,578 million to correct estimates for the quarter ending March, 2009. "Individual income taxes, Other" have been decreased and "Self-Employment Contribution Act Taxes" correspondingly increased by \$604 million to correct estimates for calendar year 2007 and prior.

... No Transactions  
 (\*\*) Less than \$500,000  
 Note: Details may not add to totals due to rounding.

**Table 5. Outlays of the U.S. Government, March 2010 and Other Periods**

Classification	[\$ millions]								
	This Month			Current Fiscal Year to Date			Prior Fiscal Year to Date		
	Gross Outlays	Applicable Receipts	Outlays	Gross Outlays	Applicable Receipts	Outlays	Gross Outlays	Applicable Receipts	Outlays
<b>Legislative Branch:</b>									
Senate .....	85	(**)	84	466	1	465	433	1	432
House of Representatives.....	125	(**)	125	730	1	729	671	1	670
Joint Items .....	1	.....	1	8	.....	8	11	.....	11
Capitol Police.....	28	.....	28	167	.....	167	149	.....	149
Congressional Budget Office.....	4	.....	4	23	.....	23	20	.....	20
Architect of the Capitol.....	49	(**)	49	257	1	255	247	2	245
Library of Congress .....	54	1	54	395	4	391	549	4	545
Government Printing Office.....	8	.....	8	53	.....	53	78	.....	78
Government Accountability Office.....	40	.....	40	276	.....	276	257	.....	257
United States Tax Court.....	5	.....	5	25	.....	25	25	.....	25
Other Legislative Branch Agencies.....	7	.....	7	33	.....	33	38	.....	38
Proprietary Receipts from the Public.....	.....	4	-4	.....	14	-14	.....	9	-9
Intrabudgetary Transactions .....	-2	.....	-2	-13	.....	-13	-16	.....	-16
<b>Total--Legislative Branch.....</b>	<b>405</b>	<b>6</b>	<b>399</b>	<b>2,419</b>	<b>21</b>	<b>2,398</b>	<b>2,462</b>	<b>17</b>	<b>2,445</b>
<b>Judicial Branch:</b>									
Supreme Court of the United States .....	6	.....	6	49	.....	49	45	.....	45
Courts of Appeals, District Courts, and Other									
Judicial Services.....	572	.....	572	3,700	.....	3,700	3,160	.....	3,160
Other .....	15	.....	15	187	.....	187	108	.....	108
Proprietary Receipts from the Public.....	.....	4	-4	.....	53	-53	.....	70	-70
Intrabudgetary Transactions .....	-1	.....	-1	-431	.....	-431	-2	.....	-2
<b>Total--Judicial Branch.....</b>	<b>592</b>	<b>4</b>	<b>588</b>	<b>3,505</b>	<b>53</b>	<b>3,451</b>	<b>3,311</b>	<b>70</b>	<b>3,241</b>
<b>Department of Agriculture:</b>									
Agricultural Research Service.....	90	.....	90	595	.....	595	605	.....	605
National Institute of Food and Agriculture:									
Research and Education Activities.....	47	.....	47	257	.....	257	308	.....	308
Extension Activities.....	31	.....	31	179	.....	179	196	.....	196
Other .....	6	.....	6	38	.....	38	25	.....	25
Animal and Plant Health Inspection Service .....	91	.....	91	575	.....	575	560	.....	560
Food Safety and Inspection Service .....	73	.....	73	480	.....	480	454	.....	454
Agricultural Marketing Service .....	48	.....	48	550	.....	550	693	.....	693
Risk Management Agency:									
Administrative and Operating Expenses.....	6	.....	6	36	.....	36	34	.....	34
Federal Crop Insurance Corporation Fund.....	2,821	20	2,800	5,351	2,368	2,983	8,546	3,626	4,920
Farm Service Agency:									
Salaries and Expenses.....	166	.....	166	445	.....	445	693	.....	693
USDA Disaster Assistance .....	1	.....	1	271	.....	271	.....	.....	.....
Agricultural Disaster Relief Fund.....	272	.....	272	622	.....	622	.....	.....	.....
Commodity Credit Corporation .....	1,070	1,272	-202	16,157	4,444	11,713	17,925	4,880	13,045
Tobacco Trust Fund.....	232	.....	232	470	.....	470	658	.....	658
Agricultural Credit Insurance Fund.....	21	18	3	406	149	257	83	170	-87
Other .....	7	.....	7	58	.....	58	126	.....	126
<b>Total--Farm Service Agency.....</b>	<b>1,771</b>	<b>1,291</b>	<b>480</b>	<b>18,430</b>	<b>4,593</b>	<b>13,836</b>	<b>19,485</b>	<b>5,050</b>	<b>14,435</b>
Natural Resources Conservation Service:									
Conservation Operations .....	66	.....	66	405	.....	405	398	.....	398
Farm Security and Rural Investment Programs .....	131	.....	131	924	.....	924	947	.....	947
Other .....	34	.....	34	190	.....	190	134	.....	134
Rural Development.....	70	.....	70	-123	.....	-123	128	.....	128
Rural Housing Service:									
Rural Housing Insurance Fund .....	41	63	-22	715	366	349	322	411	-89
Rental Assistance Program .....	91	.....	91	506	.....	506	482	.....	482
Other .....	19	.....	19	121	.....	121	93	.....	93
Rural Utilities Service:									
Rural Electrification and Telecommunications Fund .....	142	67	75	235	1,314	-1,079	281	1,151	-870
Other .....	53	13	40	340	109	231	310	115	195
Foreign Agricultural Service.....	-147	.....	-147	728	.....	728	1,215	.....	1,215
Food and Nutrition Service:									
Supplemental Nutrition Assistance Program.....	6,159	.....	6,159	34,270	.....	34,270	24,508	.....	24,508
Child Nutrition Programs.....	1,953	.....	1,953	9,383	.....	9,383	8,561	.....	8,561
Special Supplemental Nutrition Program for									
Women, Infants, and Children (WIC) .....	545	.....	545	3,229	.....	3,229	3,312	.....	3,312
Other .....	62	.....	62	290	.....	290	333	.....	333
<b>Total--Food and Nutrition Service.....</b>	<b>8,719</b>	.....	<b>8,719</b>	<b>47,172</b>	.....	<b>47,172</b>	<b>36,714</b>	.....	<b>36,714</b>
Forest Service:									
National Forest System.....	126	.....	126	756	.....	756	708	.....	708
Capital Improvement and Maintenance .....	42	.....	42	293	.....	293	227	.....	227
Wildland Fire Management .....	129	.....	129	868	.....	868	1,008	.....	1,008
Forest Service Permanent Appropriations .....	12	.....	12	536	.....	536	576	.....	576
Other .....	45	.....	45	434	.....	434	428	.....	428
<b>Total--Forest Service.....</b>	<b>355</b>	.....	<b>355</b>	<b>2,888</b>	.....	<b>2,888</b>	<b>2,947</b>	.....	<b>2,947</b>
Other .....	82	6	76	682	28	654	529	24	505
Proprietary Receipts from the Public.....	.....	63	-63	.....	346	-346	.....	375	-375
Intrabudgetary Transactions .....	(**)	.....	(**)	-7	.....	-7	-181	.....	-181
<b>Total--Department of Agriculture.....</b>	<b>14,640</b>	<b>1,523</b>	<b>13,117</b>	<b>81,266</b>	<b>9,124</b>	<b>72,142</b>	<b>75,225</b>	<b>10,753</b>	<b>64,472</b>

**Table 5. Outlays of the U.S. Government, March 2010 and Other Periods - Continued**

Classification	[\$ millions]								
	This Month			Current Fiscal Year to Date			Prior Fiscal Year to Date		
	Gross Outlays	Applicable Receipts	Outlays	Gross Outlays	Applicable Receipts	Outlays	Gross Outlays	Applicable Receipts	Outlays
<b>Department of Commerce:</b>									
Economic Development Administration .....	25	(**)	25	148	(**)	147	115	1	115
Bureau of the Census .....	674	.....	674	2,022	.....	2,022	1,038	.....	1,038
International Trade Administration .....	75	.....	75	237	.....	237	181	.....	181
National Oceanic and Atmospheric Administration .....	435	(**)	435	2,448	5	2,443	2,194	5	2,189
National Institute of Standards and Technology.....	66	.....	66	420	.....	420	387	.....	387
National Telecommunication and Information Administration.....	2	.....	2	56	.....	56	1,188	.....	1,188
Other .....	-10	6	-16	128	26	102	232	11	221
Proprietary Receipts from the Public.....	.....	-10	10	.....	-15	15	.....	29	-29
Intrabudgetary Transactions .....	-20	.....	-20	5	.....	5	-10	.....	-10
<b>Total--Department of Commerce .....</b>	<b>1,246</b>	<b>-3</b>	<b>1,250</b>	<b>5,462</b>	<b>17</b>	<b>5,446</b>	<b>5,325</b>	<b>45</b>	<b>5,280</b>
<b>Department of Defense--Military:</b>									
<b>Military Personnel:</b>									
Department of the Army.....	5,470	.....	5,470	36,795	.....	36,795	34,248	.....	34,248
Department of the Navy.....	3,951	.....	3,951	24,593	.....	24,593	23,488	.....	23,488
Department of the Air Force.....	2,780	.....	2,780	18,505	.....	18,505	17,380	.....	17,380
Defense Agencies.....	.....	.....	.....	4,516	.....	4,516	3,745	.....	3,745
<b>Total--Military Personnel .....</b>	<b>12,201</b>	<b>.....</b>	<b>12,201</b>	<b>84,410</b>	<b>.....</b>	<b>84,410</b>	<b>78,860</b>	<b>.....</b>	<b>78,860</b>
<b>Operation and Maintenance:</b>									
Department of the Army.....	10,577	.....	10,577	50,126	.....	50,126	46,765	.....	46,765
Department of the Navy.....	4,763	.....	4,763	25,544	.....	25,544	25,234	.....	25,234
Department of the Air Force.....	4,995	.....	4,995	27,037	.....	27,037	25,439	.....	25,439
Defense Agencies.....	5,968	.....	5,968	30,766	.....	30,766	27,686	.....	27,686
<b>Total--Operation and Maintenance .....</b>	<b>26,303</b>	<b>.....</b>	<b>26,303</b>	<b>133,473</b>	<b>.....</b>	<b>133,473</b>	<b>125,125</b>	<b>.....</b>	<b>125,125</b>
<b>International Reconstruction and Other Assistance:</b>									
Department of the Army.....	(**)	.....	(**)	10	.....	10	15	.....	15
<b>Procurement:</b>									
Department of the Army.....	4,360	.....	4,360	22,578	.....	22,578	21,951	.....	21,951
Department of the Navy.....	3,939	.....	3,939	21,122	.....	21,122	18,915	.....	18,915
Department of the Air Force.....	2,883	.....	2,883	18,947	.....	18,947	17,905	.....	17,905
Defense Agencies.....	568	.....	568	3,147	.....	3,147	3,337	.....	3,337
<b>Total--Procurement.....</b>	<b>11,750</b>	<b>.....</b>	<b>11,750</b>	<b>65,795</b>	<b>.....</b>	<b>65,795</b>	<b>62,109</b>	<b>.....</b>	<b>62,109</b>
<b>Research, Development, Test, and Evaluation:</b>									
Department of the Army.....	1,160	.....	1,160	5,471	.....	5,471	6,009	.....	6,009
Department of the Navy.....	2,004	.....	2,004	9,609	.....	9,609	9,828	.....	9,828
Department of the Air Force.....	3,844	.....	3,844	13,114	.....	13,114	13,783	.....	13,783
Defense Agencies.....	2,042	.....	2,042	10,089	.....	10,089	10,534	.....	10,534
<b>Total--Research, Development, Test, and Evaluation.....</b>	<b>9,050</b>	<b>.....</b>	<b>9,050</b>	<b>38,283</b>	<b>.....</b>	<b>38,283</b>	<b>40,154</b>	<b>.....</b>	<b>40,154</b>
<b>Military Construction:</b>									
Department of the Army.....	532	.....	532	2,879	.....	2,879	2,123	.....	2,123
Department of the Navy.....	234	.....	234	1,328	.....	1,328	804	.....	804
Department of the Air Force.....	129	.....	129	703	.....	703	635	.....	635
Defense Agencies.....	901	.....	901	4,974	.....	4,974	4,438	.....	4,438
<b>Total--Military Construction .....</b>	<b>1,796</b>	<b>.....</b>	<b>1,796</b>	<b>9,884</b>	<b>.....</b>	<b>9,884</b>	<b>7,999</b>	<b>.....</b>	<b>7,999</b>
<b>Family Housing:</b>									
Department of the Army.....	53	(**)	52	346	3	343	355	1	354
Department of the Navy.....	32	.....	32	195	.....	195	237	.....	237
Department of the Air Force.....	91	.....	91	518	.....	518	578	.....	578
Defense Agencies.....	43	6	37	450	23	427	158	.....	158
<b>Revolving and Management Funds:</b>									
Department of the Navy.....	153	.....	153	952	.....	952	1,042	.....	1,042
<b>Defense Agencies:</b>									
Working Capital Fund .....	68	.....	68	1,330	.....	1,330	653	.....	653
Other.....	24	.....	24	5	.....	5	107	.....	107
Allowances .....	5	.....	5	12	.....	12	-9	.....	-9
<b>Trust Funds:</b>									
Department of the Army.....	1	.....	1	3	.....	3	2	.....	2
Department of the Navy.....	2	.....	2	10	.....	10	14	.....	14
Department of the Air Force.....	(**)	.....	(**)	1	(**)	1	5	1	5
Defense Agencies.....	15	.....	15	86	.....	86	92	.....	92
<b>Proprietary Receipts from the Public:</b>									
Department of the Army.....	.....	39	-39	.....	30	-30	.....	98	-98
Department of the Navy.....	.....	8	-8	.....	61	-61	.....	228	-228
Department of the Air Force.....	.....	-1	1	.....	-8	8	.....	-17	17
Defense Agencies.....	.....	26	-26	.....	327	-327	.....	297	-297
<b>Intrabudgetary Transactions:</b>									
Department of the Army.....	-36	.....	-36	68	.....	68	-79	.....	-79
Department of the Navy.....	-10	.....	-10	29	.....	29	-5	.....	-5
Department of the Air Force.....	-27	.....	-27	77	.....	77	72	.....	72
Defense Agencies.....	-6	.....	-6	-143	.....	-143	3	.....	3
<b>Offsetting Governmental Receipts:</b>									
Department of the Army.....	.....	1	-1	.....	2	-2	.....	5	-5
Defense Agencies.....	.....	(**)	(**)	.....	(**)	(**)	.....	(**)	(**)
<b>Total--Department of Defense--Military .....</b>	<b>61,507</b>	<b>78</b>	<b>61,429</b>	<b>335,797</b>	<b>438</b>	<b>335,359</b>	<b>317,486</b>	<b>613</b>	<b>316,873</b>



**Table 5. Outlays of the U.S. Government, March 2010 and Other Periods - Continued**

Classification	[\$ millions]								
	This Month			Current Fiscal Year to Date			Prior Fiscal Year to Date		
	Gross Outlays	Applicable Receipts	Outlays	Gross Outlays	Applicable Receipts	Outlays	Gross Outlays	Applicable Receipts	Outlays
<b>Department of Education:</b>									
Office of Elementary and Secondary Education:									
Accelerating Achievement and Ensuring Equity.....	2,465	.....	2,465	10,058	.....	10,058	7,350	.....	7,350
Impact Aid.....	183	.....	183	1,005	.....	1,005	640	.....	640
Education Improvement Programs.....	538	.....	538	2,544	.....	2,544	2,539	.....	2,539
State Fiscal Stabilization Fund, Recovery Act.....	2,753	.....	2,753	12,136	.....	12,136	.....	.....	.....
Other.....	8	.....	8	52	.....	52	50	.....	50
Total--Office of Elementary and Secondary Education.....	5,947	.....	5,947	25,794	.....	25,794	10,579	.....	10,579
Office of Innovation and Improvement.....	94	.....	94	506	.....	506	494	.....	494
Office of Safe and Drug-Free Schools.....	76	.....	76	376	.....	376	375	.....	375
Office of English Language Acquisition.....	57	.....	57	311	.....	311	326	.....	326
Office of Special Education and Rehabilitative Services:									
Special Education.....	1,613	.....	1,613	9,032	.....	9,032	6,492	.....	6,492
Rehabilitation Services and Disability Research.....	320	.....	320	1,710	.....	1,710	1,634	.....	1,634
Special Institutions for Persons with Disabilities.....	22	.....	22	105	.....	105	83	.....	83
Office of Vocational and Adult Education.....	156	.....	156	928	.....	928	983	.....	983
Office of Postsecondary Education:									
Higher Education.....	203	.....	203	1,149	.....	1,149	1,047	.....	1,047
Other.....	16	1	15	117	8	110	99	9	89
Total--Office of Postsecondary Education.....	218	1	217	1,267	8	1,259	1,146	9	1,137
Office of Federal Student Aid:									
Student Financial Assistance.....	2,997	.....	2,997	18,166	.....	18,166	11,887	.....	11,887
Academic Competitiveness-Smart Grant Program.....	96	.....	96	548	.....	548	375	.....	375
Student Aid Administration.....	79	.....	79	380	.....	380	351	.....	351
Federal Student Loan Reserve Fund.....	-635	.....	-635	-635	.....	-635	-391	.....	-391
Federal Direct Student Loans.....	(**)	.....	(**)	(**)	.....	(**)	18	.....	18
Federal Family Education Loans.....	218	.....	218	104	.....	104	-217	.....	-217
Total--Office of Federal Student Aid.....	2,755	.....	2,755	18,562	.....	18,562	12,022	.....	12,022
Institute of Education Sciences.....	43	.....	43	263	.....	263	270	.....	270
Departmental Management.....	56	.....	56	280	.....	280	274	.....	274
Hurricane Education Recovery.....	2	.....	2	14	.....	14	41	.....	41
Proprietary Receipts from the Public.....	.....	2,354	-2,354	.....	5,639	-5,639	.....	930	-930
Intrabudgetary Transactions.....	-2	.....	-2	15	.....	15	19	.....	19
Total--Department of Education.....	11,355	2,355	9,001	59,163	5,647	53,515	34,739	939	33,800
<b>Department of Energy:</b>									
National Nuclear Security Administration:									
Naval Reactors.....	74	.....	74	478	.....	478	403	.....	403
Weapons Activities.....	478	.....	478	2,938	.....	2,938	3,070	.....	3,070
Defense Nuclear Nonproliferation.....	121	.....	121	733	.....	733	809	.....	809
Other.....	32	.....	32	216	.....	216	200	.....	200
Environmental and Other Defense Activities:									
Defense Environmental Cleanup.....	755	.....	755	3,768	.....	3,768	2,955	.....	2,955
Other Defense Activities.....	127	.....	127	642	.....	642	435	.....	435
Defense Nuclear Waste Disposal.....	7	.....	7	36	.....	36	85	.....	85
Other.....	.....	.....	.....	(*)	.....	(*)	(*)	.....	(*)
Energy Programs:									
Science.....	424	.....	424	2,504	.....	2,504	2,049	.....	2,049
Energy Supply.....	92	.....	92	587	.....	587	624	.....	624
Energy Efficiency and Renewable Energy.....	406	.....	406	1,723	.....	1,723	632	.....	632
Fossil Energy Research and Development.....	55	.....	55	326	.....	326	255	.....	255
Uranium Enrichment Decontamination and Decommissioning Fund.....	57	.....	57	365	.....	365	253	.....	253
Advancement Technology Vehicles Manufacturing Loan Program.....	91	.....	91	318	.....	318	(**)	.....	(**)
Title 17 Innovative Technology Loan Guarantee Program.....	4	.....	4	19	.....	19	-13	.....	-13
Other.....	105	2	103	622	28	595	635	18	617
Total--Energy Programs.....	1,235	2	1,233	6,466	28	6,438	4,435	18	4,417
Power Marketing Administration.....	273	292	-19	1,576	1,549	26	1,548	1,584	-36
Departmental Administration.....	19	.....	19	144	.....	144	154	.....	154
Proprietary Receipts from the Public.....	.....	125	-125	.....	805	-805	.....	756	-756
Intrabudgetary Transactions.....	-223	.....	-223	-1,062	.....	-1,062	-775	.....	-775
Total--Department of Energy.....	2,898	419	2,478	15,934	2,382	13,552	13,319	2,358	10,960

**Table 5. Outlays of the U.S. Government, March 2010 and Other Periods - Continued**

Classification	[\$ millions]								
	This Month			Current Fiscal Year to Date			Prior Fiscal Year to Date		
	Gross Outlays	Applicable Receipts	Outlays	Gross Outlays	Applicable Receipts	Outlays	Gross Outlays	Applicable Receipts	Outlays
<b>Department of Health and Human Services:</b>									
Food and Drug Administration .....	186	1	185	1,020	4	1,016	897	3	893
Health Resources and Services Administration .....	783	1	782	13,928	5	3,923	3,452	5	3,447
Indian Health Services .....	300	.....	300	2,689	.....	2,689	1,654	.....	1,654
Centers for Disease Control and Prevention .....	556	.....	556	13,453	.....	3,453	3,012	.....	3,012
National Institutes of Health .....	2,837	.....	2,837	15,431	.....	15,431	14,578	.....	14,578
Substance Abuse and Mental Health Services Administration .....	343	.....	343	1,551	.....	1,551	1,576	.....	1,576
Agency for Healthcare Research and Quality .....	-47	.....	-47	59	.....	59	-31	.....	-31
Centers for Medicare and Medicaid Services:									
Grants to States for Medicaid .....	23,306	.....	23,306	133,120	.....	133,120	115,828	.....	115,828
Payments to Health Care Trust Funds .....	17,749	.....	17,749	107,522	.....	107,522	98,495	.....	98,495
Children's Health Insurance Fund .....	739	.....	739	3,885	.....	3,885	3,549	.....	3,549
State Grants and Demonstrations .....	37	.....	37	266	.....	266	244	.....	244
Federal Hospital Insurance Trust Fund:									
Benefit Payments .....	21,820	.....	21,820	119,626	.....	119,626	113,449	.....	113,449
Administrative Expenses .....	158	.....	158	1,046	.....	1,046	1,147	.....	1,147
Total--FHI Trust Fund .....	21,978	.....	21,978	120,672	.....	120,672	114,595	.....	114,595
Health Care Fraud and Abuse Control .....	201	.....	201	558	.....	558	376	.....	376
Federal Supplementary Medical Insurance Trust Fund:									
Benefit Payments .....	17,597	.....	17,597	99,980	.....	99,980	96,925	.....	96,925
Administrative Expenses .....	222	.....	222	1,349	.....	1,349	1,277	.....	1,277
Medicare Prescription Drugs:									
Benefit Payments .....	4,612	.....	4,612	29,841	.....	29,841	25,634	.....	25,634
Administrative Expenses .....	46	.....	46	82	.....	82	27	.....	27
Total--FSMI Trust Fund .....	22,478	.....	22,478	131,252	.....	131,252	123,863	.....	123,863
Other .....	1	.....	1	98	.....	98	140	.....	140
Total--Centers for Medicare and Medicaid Services .....	86,489	.....	86,489	497,374	.....	497,374	457,091	.....	457,091
Administration for Children and Families:									
Temporary Assistance for Needy Families .....	2,017	.....	2,017	9,385	.....	9,385	9,737	.....	9,737
Contingency Fund .....	422	.....	422	1,210	.....	1,210	322	.....	322
Payments to States for Child Support Enforcement and Family Support Programs .....	347	.....	347	1,876	.....	1,876	1,708	.....	1,708
Low Income Home Energy Assistance .....	638	.....	638	2,930	.....	2,930	2,826	.....	2,826
Refugee and Entrant Assistance .....	65	.....	65	346	.....	346	304	.....	304
Child Care Entitlement to States .....	419	.....	419	1,429	.....	1,429	1,606	.....	1,606
Payments to States for the Child Care and Development Block Grant .....	420	.....	420	1,539	.....	1,539	918	.....	918
Social Services Block Grant .....	151	.....	151	949	.....	949	874	.....	874
Children and Families Services Programs .....	940	.....	940	15,230	.....	5,230	4,510	.....	4,510
Payments to States for Foster Care and Adoption Assistance .....	628	.....	628	3,515	.....	3,515	3,347	.....	3,347
Other .....	22	.....	22	162	.....	162	203	.....	203
Total--Administration for Children and Families .....	6,068	.....	6,068	28,571	.....	28,571	26,355	.....	26,355
Administration on Aging .....	160	.....	160	773	.....	773	738	.....	738
Departmental Management .....	1,225	.....	1,225	3,962	.....	3,962	1,071	.....	1,071
Other .....	86	.....	86	1,365	.....	365	291	.....	291
Proprietary Receipts from the Public .....	.....	5,555	-5,555	.....	34,141	-34,141	.....	32,678	-32,678
Intrabudgetary Transactions:									
Payments for Health Insurance for the Aged:									
Federal Supplementary Medical Insurance Trust Fund .....	-17,564	.....	-17,564	-103,751	.....	-103,751	-95,866	.....	-95,866
Payments for Tax and Other Credits:									
Federal Hospital Insurance Trust Fund .....	-186	.....	-186	-3,765	.....	-3,765	-2,631	.....	-2,631
Other .....	-53	.....	-53	162	.....	162	264	.....	264
Total--Department of Health and Human Services .....	81,184	5,556	75,628	451,823	34,149	417,673	412,451	32,686	379,765
<b>Department of Homeland Security:</b>									
Departmental Management and Operations .....	116	.....	116	534	.....	534	494	.....	494
Citizenship and Immigration Services .....	213	.....	213	1,241	.....	1,241	1,196	.....	1,196
United States Secret Service .....	121	.....	121	792	.....	792	843	.....	843
Transportation Security Administration .....	475	.....	475	2,348	.....	2,348	2,511	.....	2,511
Immigration and Customs Enforcement .....	455	.....	455	2,755	.....	2,755	2,477	.....	2,477
Customs and Border Protection .....	1,024	.....	1,024	5,610	.....	5,610	6,223	.....	6,223
United States Coast Guard .....	811	1	810	4,822	6	4,816	4,804	5	4,799
National Protection and Programs Directorate .....	139	.....	139	557	.....	557	522	.....	522
Federal Emergency Management Administration:									
State and Local Programs .....	267	.....	267	1,359	.....	1,359	730	.....	730
Firefighter Assistance Grants .....	49	.....	49	213	.....	213	244	.....	244
Disaster Relief .....	602	.....	602	3,164	.....	3,164	5,788	.....	5,788
National Flood Insurance Fund .....	93	157	-64	293	635	-342	2,940	360	2,579
Other .....	136	.....	136	677	.....	677	708	.....	708
Total--Federal Emergency Management Administration .....	1,148	157	991	5,707	635	5,071	10,410	360	10,049
Science and Technology .....	95	.....	95	447	.....	447	476	.....	476
Domestic Nuclear Detection Office .....	37	.....	37	226	.....	226	213	.....	213
Other .....	48	.....	48	218	.....	218	201	.....	201
Proprietary Receipts from the Public .....	.....	94	-94	.....	146	-146	.....	38	-38
Intrabudgetary Transactions .....	-15	.....	-15	24	.....	24	109	.....	109
Offsetting Governmental Receipts .....	.....	374	-374	.....	2,228	-2,228	.....	2,518	-2,518
Total--Department of Homeland Security .....	4,668	626	4,042	25,282	3,016	22,266	30,481	2,921	27,560

**Table 5. Outlays of the U.S. Government, March 2010 and Other Periods - Continued**

Classification	[\$ millions]								
	This Month			Current Fiscal Year to Date			Prior Fiscal Year to Date		
	Gross Outlays	Applicable Receipts	Outlays	Gross Outlays	Applicable Receipts	Outlays	Gross Outlays	Applicable Receipts	Outlays
<b>Department of Housing and Urban Development:</b>									
Public and Indian Housing Programs:									
Tenant Based Rental Assistance.....	1,671	.....	1,671	8,644	.....	8,644	7,698	.....	7,698
Housing Certificate Fund.....	105	.....	105	673	.....	673	817	.....	817
Project-Based Rental Assistance.....	708	.....	708	4,096	.....	4,096	3,661	.....	3,661
Public Housing Capital Fund.....	968	.....	968	2,754	.....	2,754	1,570	.....	1,570
Public Housing Operating Fund.....	404	.....	404	2,335	.....	2,335	2,263	.....	2,263
Revitalization of Severely Distressed									
Public Housing (Hope VI).....	17	.....	17	94	.....	94	138	.....	138
Native American Housing Block Grant.....	57	.....	57	355	.....	355	244	.....	244
Other.....	-377	.....	-377	-448	.....	-448	-46	(**)	-46
<b>Total--Public and Indian Housing Programs.....</b>	<b>3,553</b>	<b>.....</b>	<b>3,553</b>	<b>18,505</b>	<b>.....</b>	<b>18,505</b>	<b>16,346</b>	<b>(**)</b>	<b>16,346</b>
Community Planning and Development:									
Housing Opportunities for Persons with AIDS.....	30	.....	30	142	.....	142	143	.....	143
Community Development Fund.....	679	.....	679	3,562	.....	3,562	3,626	.....	3,626
Home Investment Partnership Program.....	241	.....	241	1,111	.....	1,111	927	.....	927
Neighborhood Stabilization Program.....	154	.....	154	596	.....	596	.....	.....	.....
Homeless Assistance Grants.....	190	.....	190	935	.....	935	753	.....	753
Other.....	11	.....	11	52	(**)	52	45	(**)	45
<b>Total--Community Planning and Development.....</b>	<b>1,306</b>	<b>.....</b>	<b>1,306</b>	<b>6,398</b>	<b>(**)</b>	<b>6,398</b>	<b>5,494</b>	<b>(**)</b>	<b>5,494</b>
Housing Programs:									
Credit Accounts:									
FHA-Mutual Mortgage Insurance Fund, Program Account.....	6	.....	6	28	.....	28	22	.....	22
FHA-Mutual Mortgage Insurance Capital Reserve Account.....	-150	.....	-150	-1,267	.....	-1,267	-667	.....	-667
FHA-Mutual Mortgage and Cooperative Housing									
Insurance Fund, Liquidating Account.....	6	1	5	16	2	14	8	(**)	8
FHA-General and Special Risk Fund, Program Account.....	3	.....	3	25	.....	25	28	.....	28
FHA-General and Special Risk Fund, Liquidating Account.....	9	30	-21	41	90	-49	8	33	-25
Housing for the Elderly or Handicapped Fund,									
Liquidating Account.....	(**)	47	-47	1	307	-306	(**)	392	-392
Home Ownership Preservation Equity Fund.....	-9	.....	-9	-8	.....	-8	4	.....	4
Housing for the Elderly.....	81	.....	81	466	.....	466	489	.....	489
Housing for Persons with Disabilities.....	70	.....	70	403	.....	403	424	.....	424
Other Assisted Housing Programs.....	4	.....	4	25	.....	25	25	.....	25
Other.....	12	1	11	24	10	14	9	10	(**)
<b>Total--Housing Programs.....</b>	<b>32</b>	<b>79</b>	<b>-48</b>	<b>-246</b>	<b>408</b>	<b>-655</b>	<b>350</b>	<b>435</b>	<b>-85</b>
Government National Mortgage Association:									
Guarantees of Mortgage-Backed Securities.....	14	19	-5	43	122	-80	29	-151	180
Management and Administration.....	157	.....	157	840	.....	840	810	.....	810
Other.....	28	.....	28	135	.....	135	119	.....	119
Proprietary Receipts from the Public:									
GNMA, Guarantees of Mortgage-Backed Securities.....	.....	.....	.....	.....	13	-13	.....	.....	.....
FHA-General and Special Risk Fund.....	.....	28	-28	.....	161	-161	.....	51	-51
Other.....	.....	8	-8	.....	45	-45	.....	17	-17
Intrabudgetary Transactions.....	-6	.....	-6	-14	.....	-14	-5	.....	-5
Offsetting Governmental Receipts.....	.....	(**)	(**)	.....	1	-1	.....	2	-2
<b>Total--Department of Housing and Urban Development.....</b>	<b>5,082</b>	<b>136</b>	<b>4,947</b>	<b>25,661</b>	<b>752</b>	<b>24,910</b>	<b>23,142</b>	<b>353</b>	<b>22,789</b>
<b>Department of the Interior:</b>									
Land and Minerals Management:									
Bureau of Land Management:									
Management of Lands and Resources.....	56	.....	56	430	.....	430	427	.....	427
Other.....	54	16	38	404	54	350	339	52	287
Minerals Management Service.....	171	.....	171	941	.....	941	1,267	.....	1,267
Office of Surface Mining Reclamation and Enforcement.....	30	.....	30	371	.....	371	290	.....	290
<b>Total--Land and Minerals Management.....</b>	<b>313</b>	<b>16</b>	<b>296</b>	<b>2,146</b>	<b>54</b>	<b>2,092</b>	<b>2,322</b>	<b>52</b>	<b>2,270</b>
Water and Science:									
Bureau of Reclamation:									
Water and Related Resources.....	85	.....	85	578	.....	578	319	.....	319
Other.....	39	24	16	320	149	171	219	148	71
United States Geological Survey.....	92	.....	92	540	.....	540	527	.....	527
Other.....	1	.....	1	45	.....	45	42	.....	42
<b>Total--Water and Science.....</b>	<b>218</b>	<b>24</b>	<b>194</b>	<b>1,482</b>	<b>149</b>	<b>1,333</b>	<b>1,106</b>	<b>148</b>	<b>958</b>
Fish and Wildlife and Parks:									
United States Fish and Wildlife Service.....	227	.....	227	1,225	.....	1,225	1,088	.....	1,088
National Park Service.....	258	.....	258	1,529	.....	1,529	1,460	.....	1,460
<b>Total--Fish and Wildlife and Parks.....</b>	<b>484</b>	<b>.....</b>	<b>484</b>	<b>2,754</b>	<b>.....</b>	<b>2,754</b>	<b>2,548</b>	<b>.....</b>	<b>2,548</b>
Bureau of Indian Affairs and									
Bureau of Indian Education.....	214	(**)	214	1,531	5	1,526	1,115	1	1,115
Departmental Offices:									
Insular Affairs.....	19	.....	19	205	.....	205	174	.....	174
Office of the Special Trustee									
for American Indians.....	45	.....	45	244	.....	244	240	.....	240
Department-Wide Programs.....	137	.....	137	634	.....	634	686	.....	686
Other.....	22	.....	22	112	.....	112	92	.....	92
Proprietary Receipts from the Public.....	.....	418	-418	.....	2,360	-2,360	.....	2,983	-2,983
Intrabudgetary Transactions.....	20	.....	20	-118	.....	-118	133	.....	133
<b>Total--Department of the Interior.....</b>	<b>1,471</b>	<b>458</b>	<b>1,013</b>	<b>8,990</b>	<b>2,568</b>	<b>6,422</b>	<b>8,416</b>	<b>3,184</b>	<b>5,233</b>

**Table 5. Outlays of the U.S. Government, March 2010 and Other Periods - Continued**

Classification	[\$ millions]								
	This Month			Current Fiscal Year to Date			Prior Fiscal Year to Date		
	Gross Outlays	Applicable Receipts	Outlays	Gross Outlays	Applicable Receipts	Outlays	Gross Outlays	Applicable Receipts	Outlays
<b>Department of Justice:</b>									
General Administration .....	219	.....	219	1,117	.....	1,117	948	.....	948
Legal Activities and United States Marshals:									
General Legal Activities .....	99	.....	99	462	.....	462	355	.....	355
United States Attorneys .....	144	.....	144	968	.....	968	886	.....	886
United States Marshals Service .....	-34	.....	-34	483	.....	483	518	.....	518
Assets Forfeiture Fund .....	155	.....	155	516	.....	516	495	.....	495
Other .....	57	.....	57	279	.....	279	248	.....	248
Federal Bureau of Investigation .....	584	.....	584	3,690	.....	3,690	3,145	.....	3,145
Drug Enforcement Administration .....	191	.....	191	1,086	.....	1,086	1,116	.....	1,116
Bureau of Alcohol, Tobacco, Firearms, and Explosives .....	116	.....	116	569	.....	569	505	.....	505
Federal Prison System .....	531	28	503	3,293	168	3,125	3,054	162	2,892
Office of Justice Programs:									
State and Local Law Enforcement Assistance .....	132	.....	132	1,419	.....	1,419	800	.....	800
Community Oriented Policing Services .....	30	.....	30	186	.....	186	125	.....	125
Crime Victims Fund .....	60	.....	60	335	.....	335	305	.....	305
Other .....	101	.....	101	570	.....	570	603	.....	603
Other .....	62	.....	62	331	.....	331	293	.....	293
Proprietary Receipts from the Public .....	.....	-6	6	.....	26	-26	.....	21	-21
Intrabudgetary Transactions .....	-12	.....	-12	-191	.....	-191	43	.....	43
Offsetting Governmental Receipts .....	.....	40	-40	.....	236	-236	.....	205	-205
<b>Total--Department of Justice .....</b>	<b>2,436</b>	<b>62</b>	<b>2,373</b>	<b>15,112</b>	<b>430</b>	<b>14,682</b>	<b>13,439</b>	<b>388</b>	<b>13,051</b>
<b>Department of Labor:</b>									
Employment and Training Administration:									
Training and Employment Services .....	433	.....	433	2,583	.....	2,583	1,764	.....	1,764
Office of Job Corps .....	215	.....	215	872	.....	872	795	.....	795
Community Service Employment for Older Americans .....	46	.....	46	326	.....	326	266	.....	266
Federal Unemployment Benefits and Allowances .....	39	.....	39	271	.....	271	217	.....	217
Federal Additional Unemployment Compensation Program-Recovery Act .....	1,230	.....	1,230	6,411	.....	6,411	473	.....	473
State Unemployment Insurance and Employment Service Operations .....	384	.....	384	839	.....	839	-4	.....	-4
Payments to the Unemployment Trust Fund .....	.....	.....	.....	21,095	.....	21,095	.....	.....	.....
Advances to the Unemployment Trust Fund and Other Funds .....	.....	.....	.....	.....	.....	.....	20	.....	20
Program Administration .....	15	.....	15	64	.....	64	46	.....	46
Unemployment Trust Fund:									
Federal-State Unemployment Insurance:									
State Unemployment Benefits .....	14,889	.....	14,889	76,631	.....	76,631	44,600	.....	44,600
State Administrative Expenses .....	498	.....	498	2,274	.....	2,274	1,853	.....	1,853
Federal Administrative Expenses .....	36	.....	36	146	.....	146	253	.....	253
Other .....	(**)	.....	(**)	1	.....	1	1	.....	1
<b>Total--Unemployment Trust Fund .....</b>	<b>15,423</b>	<b>.....</b>	<b>15,423</b>	<b>79,052</b>	<b>.....</b>	<b>79,052</b>	<b>46,708</b>	<b>.....</b>	<b>46,708</b>
Other .....	146	.....	146	21,943	.....	21,943	2	.....	2
<b>Total--Employment and Training Administration .....</b>	<b>17,931</b>	<b>.....</b>	<b>17,931</b>	<b>133,456</b>	<b>.....</b>	<b>133,456</b>	<b>50,287</b>	<b>.....</b>	<b>50,287</b>
Pension Benefit Guaranty Corporation .....	478	507	-29	2,713	3,171	-458	2,352	2,390	-37
Employment Standards Administration .....	29	.....	29	219	.....	219	216	.....	216
Office of Workers' Compensation Programs:									
Special Benefits .....	-854	.....	-854	-1,256	.....	-1,256	690	.....	690
Energy Employees Occupational Illness Compensation Fund .....									
.....	80	.....	80	487	.....	487	575	.....	575
Special Benefits for Disabled Coal Miners .....	18	.....	18	111	.....	111	124	.....	124
Black Lung Disability Trust Fund .....	25	.....	25	143	.....	143	9,157	.....	9,157
Other .....	22	.....	22	120	.....	120	153	.....	153
Occupational Safety and Health Administration .....	42	.....	42	248	.....	248	247	.....	247
Mine Safety and Health Administration .....	43	.....	43	179	.....	179	165	.....	165
Bureau of Labor Statistics .....	76	.....	76	266	.....	266	238	.....	238
Departmental Management .....	81	.....	81	356	.....	356	240	.....	240
Other .....	14	.....	14	76	.....	76	80	.....	80
Proprietary Receipts from the Public .....	.....	1	-1	.....	10	-10	.....	17	-17
Intrabudgetary Transactions .....	-374	.....	-374	-43,742	.....	-43,742	-6,889	.....	-6,889
<b>Total--Department of Labor .....</b>	<b>17,611</b>	<b>508</b>	<b>17,103</b>	<b>93,376</b>	<b>3,181</b>	<b>90,195</b>	<b>57,636</b>	<b>2,407</b>	<b>55,229</b>
<b>Department of State:</b>									
Administration of Foreign Affairs:									
Diplomatic and Consular Programs .....	542	.....	542	3,877	.....	3,877	2,966	.....	2,966
Educational and Cultural Exchange Programs .....	41	.....	41	236	.....	236	223	.....	223
Embassy Security, Construction, and Maintenance .....	7	.....	7	972	.....	972	644	.....	644
Payment to Foreign Service Retirement and Disability Fund .....	.....	.....	.....	159	.....	159	68	.....	68
Foreign Service Retirement and Disability Fund .....	71	.....	71	415	.....	415	404	.....	404
Other .....	-20	.....	-20	-171	.....	-171	174	.....	174
<b>Total--Administration of Foreign Affairs .....</b>	<b>640</b>	<b>.....</b>	<b>640</b>	<b>5,488</b>	<b>.....</b>	<b>5,488</b>	<b>4,479</b>	<b>.....</b>	<b>4,479</b>
International Organizations and Conferences .....	1,103	.....	1,103	2,418	.....	2,418	2,540	.....	2,540
Global Health and Child Survival .....	299	.....	299	2,035	.....	2,035	1,313	.....	1,313
Migration and Refugee Assistance .....	33	.....	33	659	.....	659	708	.....	708
International Narcotics Control and Law Enforcement .....	174	.....	174	611	.....	611	683	.....	683
Andean Counterdrug Programs .....	19	.....	19	150	.....	150	236	.....	236
Other .....	85	.....	85	401	.....	401	583	.....	583
Proprietary Receipts from the Public .....	.....	3	-3	.....	3	-3	.....	2	-2
Intrabudgetary Transactions .....	33	.....	33	-196	.....	-196	-103	.....	-103
<b>Total--Department of State .....</b>	<b>2,384</b>	<b>3</b>	<b>2,382</b>	<b>11,565</b>	<b>3</b>	<b>11,563</b>	<b>10,439</b>	<b>2</b>	<b>10,436</b>

**Table 5. Outlays of the U.S. Government, March 2010 and Other Periods - Continued**

Classification	[\$ millions]								
	This Month			Current Fiscal Year to Date			Prior Fiscal Year to Date		
	Gross Outlays	Applicable Receipts	Outlays	Gross Outlays	Applicable Receipts	Outlays	Gross Outlays	Applicable Receipts	Outlays
<b>Department of Transportation:</b>									
Office of the Secretary .....	-16	.....	-16	41	.....	41	131	.....	131
Federal Aviation Administration:									
Operations .....	267	.....	267	1,411	.....	1,411	1,021	.....	1,021
Airport and Airway Trust Fund:									
Grants-In-Aid for Airports .....	258	.....	258	2,141	.....	2,141	1,953	.....	1,953
Facilities and Equipment .....	208	.....	208	1,243	.....	1,243	1,158	.....	1,158
Research, Engineering, and Development .....	14	.....	14	59	.....	59	64	.....	64
Trust Fund Share of FAA Operations .....	650	.....	650	3,281	.....	3,281	3,401	.....	3,401
Total--Airport and Airway Trust Fund .....	1,129	.....	1,129	6,724	.....	6,724	6,576	.....	6,576
Other .....	-35	40	-74	-21	98	-119	-55	55	-110
Total--Federal Aviation Administration .....	1,362	40	1,322	8,115	98	8,016	7,542	55	7,487
Federal Highway Administration:									
Highway Trust Fund:									
Federal-Aid Highways .....	1,855	.....	1,855	13,832	.....	13,832	16,745	.....	16,745
Other .....	1	1	1	28	1	27	35	9	27
Highway Infrastructure Investment, Recovery Act .....	572	.....	572	4,718	.....	4,718	2	.....	2
Other Programs .....	110	.....	110	427	.....	427	504	.....	504
Total--Federal Highway Administration .....	2,538	1	2,538	19,004	1	19,003	17,286	9	17,278
Federal Motor Carrier Safety Administration .....	43	.....	43	262	.....	262	255	.....	255
National Highway Traffic Safety Administration .....	66	.....	66	515	.....	515	378	.....	378
Federal Railroad Administration:									
Operating Subsidy Grants to the National Railroad Passenger Corporation .....									
Capital and Debt Service Grants to the National Railroad Passenger Corporation .....	49	.....	49	482	.....	482	387	.....	387
Capital Assistance for High Speed Rail Corridors and Intercity Passenger Rail Service, Recovery Act .....	1	.....	1	1	.....	1	.....	.....	.....
Other .....	28	1	27	313	3	311	101	3	98
Total--Federal Railroad Administration .....	78	1	77	1,135	3	1,133	702	3	700
Federal Transit Administration:									
Formula Grants .....	27	.....	27	226	.....	226	436	.....	436
Capital Investment Grants .....	242	.....	242	1,064	.....	1,064	1,039	.....	1,039
Formula and Bus Grants .....	518	.....	518	3,404	.....	3,404	3,214	.....	3,214
Transit Capital Assistance, Recovery Act .....	255	.....	255	1,033	.....	1,033	.....	.....	.....
Other .....	40	.....	40	184	.....	184	113	.....	113
Total--Federal Transit Administration .....	1,082	.....	1,082	5,912	.....	5,912	4,803	.....	4,803
Maritime Administration .....	73	9	64	388	325	63	312	322	-10
Other .....	30	(**)	30	210	5	204	102	5	96
Proprietary Receipts from the Public .....	.....	32	-32	.....	39	-39	.....	60	-60
Intrabudgetary Transactions .....	-1	.....	-1	-8	.....	-8	14	.....	14
Offsetting Governmental Receipts .....	.....	.....	.....	.....	1	-1	.....	18	-18
Total--Department of Transportation .....	5,255	82	5,173	35,573	471	35,102	31,525	471	31,054
<b>Department of the Treasury:</b>									
Departmental Offices:									
Exchange Stabilization Fund .....	.....	7	-7	.....	142	-142	3,630	2,841	789
Grants for Specified Energy Property in Lieu of Tax Credit .....	236	.....	236	1,702	.....	1,702	.....	.....	.....
Housing and Economic Recovery Programs .....	15,300	.....	15,300	30,306	.....	30,306	59,800	.....	59,800
Troubled Asset Relief Programs .....	-2,782	.....	-2,782	5,915	.....	5,915	114,700	.....	114,700
Other .....	148	.....	148	1,074	.....	1,074	549	.....	549
Financial Management Service:									
Payment to the Resolution Funding Corporation .....	.....	.....	.....	1,130	.....	1,130	1,099	.....	1,099
Financial Agent Services .....	59	.....	59	281	.....	281	277	.....	277
Interest Paid to Credit Financing Accounts .....	.....	.....	.....	-3	.....	-3	(**)	.....	(**)
Claims, Judgments, and Relief Acts .....	53	.....	53	521	.....	521	695	.....	695
Other .....	101	.....	101	571	(**)	571	510	(**)	510
Total--Financial Management Service .....	213	.....	213	2,500	(**)	2,500	2,580	(**)	2,580
Federal Financing Bank .....	-386	.....	-386	-486	.....	-486	-338	.....	-338
Alcohol and Tobacco Tax and Trade Bureau:									
Salaries and Expenses .....	9	.....	9	50	.....	50	47	.....	47
Internal Revenue Collections for Puerto Rico .....	27	.....	27	203	.....	203	260	.....	260
Bureau of Engraving and Printing .....	3	.....	3	48	.....	48	12	.....	12
United States Mint .....	234	218	16	1,772	1,860	-88	1,267	1,432	-164
Bureau of the Public Debt .....	15	.....	15	120	.....	120	129	.....	129
Internal Revenue Service:									
Taxpayer Services .....	200	.....	200	1,129	.....	1,129	1,158	.....	1,158
Enforcement .....	417	.....	417	2,649	.....	2,649	2,378	.....	2,378
Operations Support .....	482	.....	482	2,048	.....	2,048	1,804	.....	1,804
Payment Where Earned Income Credit Exceeds Liability for Tax .....	8,616	.....	8,616	46,783	.....	46,783	38,120	.....	38,120
Payment Where Child Credit Exceeds Liability for Tax .....	3,868	.....	3,868	19,122	.....	19,122	18,026	.....	18,026
Payment Where Tax Credits to Aid First Time Homebuyers Exceeds Liability for Tax .....	1,325	.....	1,325	2,648	.....	2,648	3,016	.....	3,016
Payment Where Making Work Pay Credit Exceeds Liability for Tax, Recovery Act .....	2,647	.....	2,647	9,832	.....	9,832	.....	.....	.....
Refunding Internal Revenue Collections, Interest .....	164	.....	164	1,255	.....	1,255	1,353	.....	1,353
Other .....	1,392	(**)	1,391	5,763	2	5,760	651	5	646
Total--Internal Revenue Service .....	19,111	(**)	19,111	91,229	2	91,227	66,507	5	66,501

**Table 5. Outlays of the U.S. Government, March 2010 and Other Periods - Continued**

Classification	[\$ millions]								
	This Month			Current Fiscal Year to Date			Prior Fiscal Year to Date		
	Gross Outlays	Applicable Receipts	Outlays	Gross Outlays	Applicable Receipts	Outlays	Gross Outlays	Applicable Receipts	Outlays
<b>Department of the Treasury:—Continued</b>									
Comptroller of the Currency.....	61	382	-321	367	394	-26	350	395	-46
Office of Thrift Supervision.....	18	2	16	128	115	13	124	121	3
Interest on the Public Debt:									
Interest on Treasury Debt Securities (Gross):									
Public Issues (Accrual Basis).....	19,096	.....	19,096	101,942	.....	101,942	79,677	.....	79,677
Special Issues (Cash Basis).....	1,691	.....	1,691	99,987	.....	99,987	88,915	.....	88,915
Total—Interest on Treasury Debt Securities (Gross).....	20,787	.....	20,787	201,929	.....	201,929	168,592	.....	168,592
Total—Interest on the Public Debt.....	20,787	.....	20,787	201,929	.....	201,929	168,592	.....	168,592
Other.....	7	.....	7	43	.....	43	39	.....	39
Proprietary Receipts from the Public.....	.....	117,269	-117,269	.....	122,332	-122,332	.....	4,478	-4,478
Intrabudgetary Transactions.....	-85	.....	-85	-706	.....	-706	-4,145	.....	-4,145
<b>Total—Department of the Treasury.....</b>	<b>52,915</b>	<b>117,879</b>	<b>-64,963</b>	<b>336,194</b>	<b>124,845</b>	<b>211,349</b>	<b>414,102</b>	<b>9,274</b>	<b>404,828</b>
<b>Department of Veterans Affairs:</b>									
Veterans Health Administration:									
Medical Services.....	3,135	.....	3,135	17,952	.....	17,952	16,559	.....	16,559
Medical Support and Compliance.....	358	.....	358	2,198	.....	2,198	2,041	.....	2,041
Medical Facilities.....	393	.....	393	2,306	.....	2,306	2,251	.....	2,251
Other.....	79	33	47	493	186	307	478	167	310
Benefit Programs:									
Public Enterprise Funds:									
Housing Accounts.....	1	2	-1	7	11	-5	7	12	-4
Other.....	152	135	17	625	585	40	644	624	21
Compensation and Pensions.....	4,000	.....	4,000	23,555	.....	23,555	21,512	.....	21,512
Readjustment Benefits.....	730	.....	730	4,438	.....	4,438	2,047	.....	2,047
Veterans Housing Benefit Program Fund.....	808	.....	808	839	.....	839	374	.....	374
Insurance Funds:									
National Service Life.....	115	.....	115	562	.....	562	586	.....	586
Veterans Special Life.....	15	2	13	71	74	-3	74	77	-3
Other.....	11	(**)	11	93	9	84	20	.....	20
<b>Total—Benefit Programs.....</b>	<b>5,832</b>	<b>140</b>	<b>5,692</b>	<b>30,191</b>	<b>680</b>	<b>29,511</b>	<b>25,264</b>	<b>712</b>	<b>24,552</b>
Departmental Administration:									
Construction.....	136	.....	136	723	(**)	723	403	.....	403
Information Technology Systems.....	202	.....	202	1,169	.....	1,169	1,138	.....	1,138
General Operating Expenses.....	384	(**)	384	1,289	(**)	1,289	916	(**)	915
Other.....	38	.....	38	188	.....	188	246	.....	246
Proprietary Receipts from the Public:									
National Service Life.....	.....	15	-15	.....	59	-59	.....	73	-73
Other.....	.....	531	-531	.....	1,816	-1,816	.....	2,211	-2,211
Intrabudgetary Transactions.....	17	.....	17	-2	.....	-2	-1	.....	-1
<b>Total—Department of Veterans Affairs.....</b>	<b>10,575</b>	<b>719</b>	<b>9,856</b>	<b>56,507</b>	<b>2,741</b>	<b>53,767</b>	<b>49,294</b>	<b>3,163</b>	<b>46,132</b>
<b>Corps of Engineers:</b>									
Construction.....	295	.....	295	1,474	.....	1,474	966	.....	966
Operation and Maintenance.....	205	.....	205	1,389	.....	1,389	1,189	.....	1,189
Flood Control and Coastal Emergencies.....	98	.....	98	680	.....	680	605	.....	605
Harbor Maintenance Trust Fund.....	132	.....	132	397	.....	397	.....	.....	.....
Rivers and Harbors Contributed Funds.....	38	.....	38	185	.....	185	189	.....	189
Other.....	48	.....	48	834	.....	834	728	.....	728
Proprietary Receipts from the Public.....	.....	71	-71	.....	323	-323	.....	224	-224
Intrabudgetary Transactions.....	(**)	.....	(**)	(**)	.....	(**)	-11	.....	-11
<b>Total—Corps of Engineers.....</b>	<b>817</b>	<b>71</b>	<b>746</b>	<b>4,958</b>	<b>323</b>	<b>4,635</b>	<b>3,666</b>	<b>224</b>	<b>3,442</b>
<b>Other Defense Civil Programs:</b>									
Military Retirement:									
Payment to Military Retirement Fund.....	.....	.....	.....	58,619	.....	58,619	51,125	.....	51,125
Military Retirement Fund.....	4,215	.....	4,215	25,250	.....	25,250	24,893	.....	24,893
Retiree Health Care:									
Payment to Department of Defense Medicare-Eligible Retiree Health Care Fund.....	.....	.....	.....	10,006	.....	10,006	10,660	.....	10,660
Department of Defense Medicare-Eligible Retiree Health Care Fund.....	727	.....	727	4,170	.....	4,170	4,229	.....	4,229
Educational Benefits.....	42	.....	42	235	.....	235	252	.....	252
Other.....	21	.....	21	122	.....	122	130	.....	130
Proprietary Receipts from the Public.....	.....	1	-1	.....	7	-7	.....	7	-7
Intrabudgetary Transactions.....	-334	.....	-334	-71,330	.....	-71,330	-59,400	.....	-59,400
<b>Total—Other Defense Civil Programs.....</b>	<b>4,672</b>	<b>1</b>	<b>4,671</b>	<b>27,073</b>	<b>7</b>	<b>27,065</b>	<b>31,889</b>	<b>7</b>	<b>31,882</b>
<b>Environmental Protection Agency:</b>									
Science and Technology.....	66	.....	66	422	.....	422	399	.....	399
Environmental Programs and Management.....	188	.....	188	1,258	.....	1,258	1,173	.....	1,173
State and Tribal Assistance Grants.....	637	.....	637	2,661	.....	2,661	1,707	.....	1,707
Payment to the Hazardous Substance Superfund.....	.....	.....	.....	1,281	.....	1,281	1,139	.....	1,139
Hazardous Substance Superfund.....	129	.....	129	264	.....	264	672	.....	672
Other.....	34	1	34	86	22	64	59	21	37
Proprietary Receipts from the Public.....	.....	12	-12	.....	10	-10	.....	61	-61
Intrabudgetary Transactions.....	3	.....	3	-1,265	.....	-1,265	-1,097	.....	-1,097
Offsetting Governmental Receipts.....	.....	5	-5	.....	15	-15	.....	12	-12
<b>Total—Environmental Protection Agency.....</b>	<b>1,057</b>	<b>17</b>	<b>1,040</b>	<b>4,707</b>	<b>47</b>	<b>4,660</b>	<b>4,052</b>	<b>94</b>	<b>3,958</b>

**Table 5. Outlays of the U.S. Government, March 2010 and Other Periods - Continued**

Classification	This Month			Current Fiscal Year to Date			Prior Fiscal Year to Date		
	Gross Outlays	Applicable Receipts	Outlays	Gross Outlays	Applicable Receipts	Outlays	Gross Outlays	Applicable Receipts	Outlays
<b>Executive Office of the President:</b>									
The White House.....	4	.....	4	28	.....	28	26	.....	26
Office of Management and Budget.....	8	.....	8	46	.....	46	40	.....	40
Unanticipated Needs:									
Iraq Relief and Reconstruction Fund.....	64	.....	64	106	.....	106	183	.....	183
Other.....	(**)	.....	(**)	(**)	.....	(**)	.....	.....	.....
Other.....	23	.....	23	113	.....	113	108	(**)	108
Proprietary Receipts from the Public.....	.....	(**)	(**)	.....	(**)	(**)	.....	1	-1
Intrabudgetary Transactions.....	.....	.....	.....	(**)	.....	(**)	(**)	.....	(**)
<b>Total--Executive Office of the President.....</b>	<b>99</b>	<b>(**)</b>	<b>99</b>	<b>293</b>	<b>(**)</b>	<b>293</b>	<b>357</b>	<b>1</b>	<b>357</b>
<b>General Services Administration:</b>									
Real Property Activities.....	73	.....	73	269	.....	269	250	.....	250
Supply and Technology Activities.....	28	.....	28	-222	.....	-222	-57	.....	-57
General Activities.....	35	.....	35	126	.....	126	123	.....	123
Proprietary Receipts from the Public.....	.....	-41	41	.....	36	-36	.....	26	-26
Intrabudgetary Transactions.....	(**)	.....	(**)	-7	.....	-7	-7	.....	-7
<b>Total--General Services Administration.....</b>	<b>136</b>	<b>-41</b>	<b>176</b>	<b>166</b>	<b>36</b>	<b>130</b>	<b>309</b>	<b>26</b>	<b>283</b>
<b>International Assistance Programs:</b>									
Millennium Challenge Corporation.....	106	.....	106	475	.....	475	238	.....	238
International Security Assistance:									
Foreign Military Financing Program.....	286	.....	286	4,806	.....	4,806	1,818	.....	1,818
Economic Support Fund.....	338	.....	338	2,386	.....	2,386	2,812	.....	2,812
Other.....	76	24	52	466	107	359	462	122	339
<b>Total--International Security Assistance.....</b>	<b>700</b>	<b>24</b>	<b>676</b>	<b>7,657</b>	<b>107</b>	<b>7,551</b>	<b>5,092</b>	<b>122</b>	<b>4,970</b>
Multilateral Assistance:									
Contribution to the International Development Association.....	.....	.....	.....	.....	.....	.....	47	.....	47
Other.....	403	.....	403	760	.....	760	341	.....	341
Proprietary Receipts from the Public.....	.....	1	-1	.....	24	-24	.....	12	-12
<b>Total--Multilateral Assistance.....</b>	<b>403</b>	<b>1</b>	<b>401</b>	<b>760</b>	<b>24</b>	<b>736</b>	<b>388</b>	<b>12</b>	<b>377</b>
Agency for International Development:									
Development Assistance Program.....	93	.....	93	739	.....	739	688	.....	688
Assistance for Europe, Eurasia and Central Asia.....	(**)	.....	(**)	58	.....	58	.....	.....	.....
International Disaster Assistance.....	130	.....	130	388	.....	388	313	.....	313
Operating Expenses.....	112	.....	112	470	.....	470	361	.....	361
Other.....	226	29	197	690	239	451	850	258	592
Proprietary Receipts from the Public.....	.....	(**)	(**)	.....	4	-4	.....	1	-1
Intrabudgetary Transactions.....	-7	.....	-7	9	.....	9	-2	.....	-2
<b>Total--Agency for International Development.....</b>	<b>555</b>	<b>30</b>	<b>526</b>	<b>2,353</b>	<b>243</b>	<b>2,111</b>	<b>2,210</b>	<b>259</b>	<b>1,951</b>
Overseas Private Investment Corporation:									
Overseas Private Investment Corporation Accounts.....	9	16	-6	39	135	-96	46	124	-78
Proprietary Receipts from the Public.....	.....	2	-2	.....	29	-29	.....	28	-28
<b>Total--Overseas Private Investment Corporation.....</b>	<b>9</b>	<b>18</b>	<b>-9</b>	<b>39</b>	<b>164</b>	<b>-125</b>	<b>46</b>	<b>153</b>	<b>-106</b>
Peace Corps.....	43	(**)	43	171	(**)	171	149	(**)	149
International Monetary Programs.....	109	.....	109	473	.....	473	189	.....	189
Military Sales Programs:									
Foreign Military Sales Trust Fund.....	2,238	.....	2,238	11,442	.....	11,442	10,314	.....	10,314
Other.....	(**)	.....	(**)	(**)	.....	(**)	.....	.....	.....
Proprietary Receipts from the Public.....	.....	3,564	-3,564	.....	12,755	-12,755	.....	11,512	-11,512
Other.....	16	(**)	16	120	(**)	120	150	(**)	150
<b>Total--International Assistance Programs.....</b>	<b>4,180</b>	<b>3,637</b>	<b>543</b>	<b>23,490</b>	<b>13,293</b>	<b>10,197</b>	<b>18,777</b>	<b>12,057</b>	<b>6,719</b>
<b>National Aeronautics and Space Administration:</b>									
Science.....	508	.....	508	2,631	.....	2,631	4,401	.....	4,401
Aeronautics.....	88	.....	88	1,301	.....	1,301	3,287	.....	3,287
Exploration.....	375	.....	375	1,744	.....	1,744	615	.....	615
Cross Agency Support.....	260	.....	260	1,322	.....	1,322	601	.....	601
Space Operations.....	457	.....	457	1,835	.....	1,835	.....	.....	.....
Other.....	12	.....	12	50	.....	50	27	.....	27
Proprietary Receipts from the Public.....	.....	(**)	(**)	.....	3	-3	.....	4	-4
Intrabudgetary Transactions.....	(**)	.....	(**)	(**)	.....	(**)	-2	.....	-2
<b>Total--National Aeronautics and Space Administration.....</b>	<b>1,699</b>	<b>(**)</b>	<b>1,699</b>	<b>8,883</b>	<b>3</b>	<b>8,881</b>	<b>8,931</b>	<b>4</b>	<b>8,927</b>
<b>National Science Foundation:</b>									
Research and Related Activities.....	271	.....	271	2,382	.....	2,382	2,088	.....	2,088
Education and Human Resources.....	169	.....	169	406	.....	406	400	.....	400
Other.....	66	.....	66	246	.....	246	254	.....	254
Proprietary Receipts from the Public.....	.....	2	-2	.....	30	-30	.....	19	-19
<b>Total--National Science Foundation.....</b>	<b>506</b>	<b>2</b>	<b>504</b>	<b>3,035</b>	<b>30</b>	<b>3,005</b>	<b>2,742</b>	<b>19</b>	<b>2,723</b>

**Table 5. Outlays of the U.S. Government, March 2010 and Other Periods - Continued**

Classification	[\$ millions]								
	This Month			Current Fiscal Year to Date			Prior Fiscal Year to Date		
	Gross Outlays	Applicable Receipts	Outlays	Gross Outlays	Applicable Receipts	Outlays	Gross Outlays	Applicable Receipts	Outlays
<b>Office of Personnel Management:</b>									
Government Payment for Annuity, Employees									
Health and Life Insurance Benefits .....	803	.....	803	4,669	.....	4,669	4,439	.....	4,439
Civil Service Retirement and Disability Fund .....	5,756	.....	5,756	34,574	.....	34,574	33,204	.....	33,204
Employees Life Insurance Fund .....	284	251	33	1,288	2,071	-783	1,184	2,107	-923
Employees and Retired Employees Health Benefits Fund .....	3,532	3,216	316	19,132	19,377	-245	18,139	18,123	16
Other .....	-36	.....	-36	359	.....	359	143	.....	143
Proprietary Receipts from the Public .....	.....	(**)	(**)	.....	3	-3	.....	2	-2
Intrabudgetary Transactions:									
Postal Service Contributions .....	.....	.....	.....	-745	.....	-745	-686	.....	-686
Civil Service Retirement and Disability Fund:									
Other .....	-4	.....	-4	-25	.....	-25	-21	.....	-21
<b>Total--Office of Personnel Management .....</b>	<b>10,336</b>	<b>3,467</b>	<b>6,869</b>	<b>59,251</b>	<b>21,451</b>	<b>37,800</b>	<b>56,402</b>	<b>20,231</b>	<b>36,170</b>
<b>Small Business Administration:</b>									
Salaries and Expenses .....	72	.....	72	144	.....	144	62	(**)	62
Business Loans Program .....	50	.....	50	4,961	.....	4,961	1,573	.....	1,573
Disaster Loans Program .....	3	.....	3	335	.....	335	544	.....	544
Other .....	2	1	1	13	10	3	15	10	5
Proprietary Receipts from the Public .....	.....	(**)	(**)	.....	78	-78	.....	489	-489
Intrabudgetary Transactions .....	.....	.....	.....	.....	.....	.....	(**)	.....	(**)
<b>Total--Small Business Administration .....</b>	<b>127</b>	<b>1</b>	<b>126</b>	<b>5,454</b>	<b>88</b>	<b>5,366</b>	<b>2,193</b>	<b>499</b>	<b>1,695</b>
<b>Social Security Administration:</b>									
Payments to Social Security Trust Funds .....	16	.....	16	11,426	.....	11,426	9,902	.....	9,902
Supplemental Security Income Program .....	4,564	.....	4,564	24,920	.....	24,920	23,835	.....	23,835
Economic Recovery Payments .....	11	.....	11	72	.....	72	.....	.....	.....
Federal Old-Age and Survivors Insurance Trust Fund (Off-Budget):									
Benefit Payments .....	47,631	.....	47,631	283,668	.....	283,668	265,636	.....	265,636
Administrative Expenses .....	267	.....	267	1,725	.....	1,725	1,659	.....	1,659
<b>Total--FOASI Trust Fund .....</b>	<b>47,898</b>	<b>.....</b>	<b>47,898</b>	<b>285,393</b>	<b>.....</b>	<b>285,393</b>	<b>267,295</b>	<b>.....</b>	<b>267,295</b>
Federal Disability Insurance Trust Fund (Off-Budget):									
Benefit Payments .....	10,138	.....	10,138	60,399	.....	60,399	55,694	.....	55,694
Administrative Expenses .....	246	.....	246	1,443	.....	1,443	1,223	.....	1,223
<b>Total--FDI Trust Fund .....</b>	<b>10,384</b>	<b>.....</b>	<b>10,384</b>	<b>61,842</b>	<b>.....</b>	<b>61,842</b>	<b>56,918</b>	<b>.....</b>	<b>56,918</b>
Other .....	79	.....	79	269	.....	269	85	.....	85
Proprietary Receipts from the Public:									
On-Budget .....	.....	598	-598	.....	1,561	-1,561	.....	1,579	-1,579
Off-Budget .....	.....	18	-18	.....	52	-52	.....	45	-45
Intrabudgetary Transactions:									
Off-Budget? .....	-15	.....	-15	-11,425	.....	-11,425	-9,901	.....	-9,901
<b>Total--Social Security Administration .....</b>	<b>62,936</b>	<b>616</b>	<b>62,321</b>	<b>372,497</b>	<b>1,613</b>	<b>370,883</b>	<b>348,134</b>	<b>1,623</b>	<b>346,510</b>
<b>Other Independent Agencies:</b>									
Broadcasting Board of Governors .....	85	(**)	85	361	1	360	323	-2	325
Corporation for National and Community Service .....	87	(**)	87	500	1	499	432	(**)	432
Corporation for Public Broadcasting .....	.....	.....	.....	506	.....	506	424	.....	424
District of Columbia:									
Courts .....	26	.....	26	149	.....	149	151	.....	151
General and Special Payments .....	82	(**)	82	374	(**)	374	233	(**)	233
Equal Employment Opportunity Commission .....	28	(**)	28	175	1	174	175	1	174
Export-Import Bank of the United States .....	1,101	513	588	951	547	404	-81	16	-97
Federal Communications Commission:									
Universal Service Fund .....	700	.....	700	4,347	.....	4,347	4,125	.....	4,125
Spectrum Auction Program Account .....	(**)	.....	(**)	1	.....	1	2	.....	2
Other .....	38	3	36	187	13	174	164	10	154
Federal Deposit Insurance Corporation:									
Deposit Insurance Fund .....	-306	-5	-301	-39,203	859	-40,062	6,224	6,287	-63
FSLIC Resolution Fund .....	13	(**)	13	19	21	-3	172	4	167
<b>Total--Federal Deposit Insurance Corporation .....</b>	<b>-293</b>	<b>-5</b>	<b>-288</b>	<b>-39,184</b>	<b>881</b>	<b>-40,065</b>	<b>6,395</b>	<b>6,291</b>	<b>104</b>
Federal Drug Control Programs .....	27	.....	27	139	.....	139	159	.....	159
Federal Housing Finance Agency .....	9	.....	9	62	.....	62	-76	.....	-76
Intelligence Community Management Account .....	64	.....	64	700	.....	700	153	.....	153
Legal Services Corporation .....	36	.....	36	208	.....	208	188	.....	188
National Archives and Records Administration .....	30	2	28	233	9	225	213	10	203



**Table 5. Outlays of the U.S. Government, March 2010 and Other Periods - Continued**

Classification	[\$ millions]								
	This Month			Current Fiscal Year to Date			Prior Fiscal Year to Date		
	Gross Outlays	Applicable Receipts	Outlays	Gross Outlays	Applicable Receipts	Outlays	Gross Outlays	Applicable Receipts	Outlays
<b>Other Independent Agencies: —Continued</b>									
National Credit Union Administration .....	525	1,038	-514	8,594	18,782	-10,188	45,042	26,214	18,828
National Endowment for the Arts .....	14	(**)	14	90	(**)	90	71	(**)	71
National Endowment for the Humanities .....	12	(**)	12	73	(**)	72	74	1	73
Institute of Museum and Library Services .....	21	.....	21	124	(**)	124	134	(**)	134
National Labor Relations Board .....	23	(**)	23	134	(**)	134	125	(**)	125
Nuclear Regulatory Commission .....	95	18	78	532	443	89	481	396	85
<b>Postal Service:</b>									
<b>Off-Budget:</b>									
Public Enterprise Funds .....	5,405	6,261	-856	35,489	36,115	-626	35,387	36,453	-1,066
Other .....	.....	.....	.....	97	.....	97	109	.....	109
Other .....	.....	.....	.....	112	.....	112	118	.....	118
<b>Railroad Retirement Board:</b>									
Federal Windfall Subsidy .....	5	.....	5	32	.....	32	36	.....	36
Federal Payments to the Railroad Retirement Accounts .....	(**)	.....	(**)	232	.....	232	156	.....	156
<b>Railroad Unemployment Insurance Trust Fund:</b>									
Benefit Payments .....	13	.....	13	95	.....	95	61	.....	61
Transfer to Administrative Funds .....	2	.....	2	9	.....	9	8	.....	8
<b>Rail Industry Pension Fund:</b>									
Benefit Payments .....	374	.....	374	2,218	.....	2,218	2,136	.....	2,136
Advances from FOASDI Fund .....	-110	.....	-110	-661	.....	-661	-642	.....	-642
OASDI Certifications .....	110	.....	110	664	.....	664	642	.....	642
Transfer to Administrative Funds .....	7	.....	7	34	.....	34	33	.....	33
Other .....	(**)	.....	(**)	(**)	.....	(**)	(**)	.....	(**)
<b>National Railroad Retirement Investment Trust:</b>									
Administrative Expenses .....	2	.....	2	28	.....	28	33	.....	33
Transfers to the Railroad Retirement Trust Funds from the National Railroad Retirement Investment Trust .....	111	.....	111	1,008	.....	1,008	803	.....	803
<b>Railroad Social Security Equivalent Benefit Account:</b>									
Benefit Payments .....	520	.....	520	3,118	.....	3,118	3,016	.....	3,016
Transfer to Administrative Funds .....	3	.....	3	18	.....	18	17	.....	17
Other .....	2	.....	2	10	.....	10	-2	.....	-2
Proprietary Receipts from the Public .....	.....	283	-283	.....	1,447	-1,447	.....	-8,857	8,857
<b>Intrabudgetary Transactions:</b>									
Other .....	-111	.....	-111	-1,240	.....	-1,240	-959	.....	-959
Total--Railroad Retirement Board .....	928	283	645	5,564	1,447	4,117	5,337	-8,857	14,193
Securities and Exchange Commission .....	-463	(**)	-463	-143	(**)	-143	202	(**)	202
Smithsonian Institution .....	85	.....	85	456	.....	456	414	(**)	414
Tennessee Valley Authority .....	2,336	2,215	121	15,692	15,396	297	16,145	16,704	-559
Other .....	162	44	119	1,465	419	1,046	1,159	300	859
<b>Total--Other Independent Agencies .....</b>	<b>11,164</b>	<b>10,372</b>	<b>792</b>	<b>37,988</b>	<b>74,054</b>	<b>-36,067</b>	<b>117,777</b>	<b>77,536</b>	<b>40,240</b>
<b>Undistributed Offsetting Receipts:</b>									
Other Interest .....	.....	.....	.....	.....	(**)	(**)	.....	(**)	(**)
<b>Employer Share, Employee Retirement:</b>									
<b>Department of Health and Human Services:</b>									
<b>Federal Hospital Insurance Trust Fund:</b>									
Federal Employer Contributions .....	-263	.....	-263	-1,618	.....	-1,618	-1,511	.....	-1,511
Postal Service Employer Contributions .....	-59	.....	-59	-390	.....	-390	-412	.....	-412
<b>Department of State:</b>									
Foreign Service Retirement and Disability Fund .....	-21	.....	-21	-132	.....	-132	-116	.....	-116
<b>Other Defense Civil Programs:</b>									
Military Retirement Fund .....	-2,040	.....	-2,040	-14,444	.....	-14,444	-12,327	.....	-12,327
<b>Department of Defense Medicare-Eligible Retiree Health Care Fund .....</b>									
.....	.....	.....	.....	-11,097	.....	-11,097	-10,644	.....	-10,644
<b>Office of Personnel Management:</b>									
Civil Service Retirement and Disability Fund .....	-1,677	.....	-1,677	-10,692	.....	-10,692	-9,914	.....	-9,914
<b>Social Security Administration (Off-Budget):</b>									
<b>Federal Old-Age and Survivors Insurance Trust Fund:</b>									
Federal Employer Contributions .....	-1,065	.....	-1,065	-6,100	.....	-6,100	-5,709	.....	-5,709
<b>Federal Disability Insurance Trust Fund:</b>									
Federal Employer Contributions .....	-181	.....	-181	-1,037	.....	-1,037	-969	.....	-969
Other .....	(**)	.....	(**)	(**)	.....	(**)	(**)	.....	(**)
<b>Total--Employer Share, Employee Retirement .....</b>	<b>-5,306</b>	<b>.....</b>	<b>-5,306</b>	<b>-45,511</b>	<b>.....</b>	<b>-45,511</b>	<b>-41,602</b>	<b>.....</b>	<b>-41,602</b>

**Table 5. Outlays of the U.S. Government, March 2010 and Other Periods - Continued**

Classification	This Month			Current Fiscal Year to Date			Prior Fiscal Year to Date		
	Gross Outlays	Applicable Receipts	Outlays	Gross Outlays	Applicable Receipts	Outlays	Gross Outlays	Applicable Receipts	Outlays
<b>Undistributed Offsetting Receipts:—Continued</b>									
Interest Received by Trust Funds:									
Judicial Branch:									
Judicial Survivors Annuity Fund .....	-2	.....	-2	-8	.....	-8	-11	.....	-11
Department of Health and Human Services:									
Federal Hospital Insurance Trust Fund .....	-56	.....	-56	-7,434	.....	-7,434	-7,950	.....	-7,950
Federal Supplementary Medical Insurance Trust Fund .....	-28	.....	-28	-1,456	.....	-1,456	-1,467	.....	-1,467
Department of Homeland Security:									
Oil Spill Liability Trust Fund .....	1	.....	1	-7	.....	-7	-14	.....	-14
Other .....	-3	.....	-3	-23	.....	-23	-29	.....	-29
Department of Labor:									
Unemployment Trust Fund .....	-9	.....	-9	-433	.....	-433	-1,824	.....	-1,824
Department of State:									
Foreign Service Retirement and Disability Fund .....	(**)	.....	(**)	-381	.....	-381	-390	.....	-390
Department of Transportation:									
Airport and Airway Trust Fund .....	-1	.....	-1	-100	.....	-100	-159	.....	-159
Department of Veterans Affairs:									
National Service Life Insurance Fund .....	-1	.....	-1	-237	.....	-237	-260	.....	-260
United States Government Life Insurance Fund .....	(**)	.....	(**)	-1	.....	-1	-1	.....	-1
Corps of Engineers .....	22	.....	22	2	.....	2	-55	.....	-55
Other Defense Civil Programs:									
Military Retirement Fund .....	-561	.....	-561	-4,903	.....	-4,903	4,409	.....	4,409
Educational Benefits Fund .....	-1	.....	-1	-30	.....	-30	10	.....	10
Armed Forces Retirement Home .....	(**)	.....	(**)	-4	.....	-4	4	.....	4
Environmental Protection Agency .....	(**)	.....	(**)	-146	.....	-146	-121	.....	-121
Office of Personnel Management:									
Civil Service Retirement and Disability Fund .....	-27	.....	-27	-18,366	.....	-18,366	-18,639	.....	-18,639
Social Security Administration (Off-Budget):									
Federal Old-Age and Survivors Insurance Trust Fund .....	-76	.....	-76	-53,932	.....	-53,932	-53,277	.....	-53,277
Federal Disability Insurance Trust Fund .....	-21	.....	-21	-5,055	.....	-5,055	-5,417	.....	-5,417
Independent Agencies:									
Railroad Retirement Board .....	-8	.....	-8	-23	.....	-23	-13	.....	-13
Other .....	-1	.....	-1	-17	.....	-17	-11	.....	-11
Other .....	-10	.....	-10	-8	.....	-8	-47	.....	-47
Total--Interest Received by Trust Funds .....	-781	.....	-781	-92,562	.....	-92,562	-85,261	.....	-85,261
Digital Television Transition and Public Safety Fund .....	.....	130	-130	.....	197	-197	.....	15,966	-15,966
Rents and Royalties on the Outer Continental Shelf Lands .....	.....	437	-437	.....	1,487	-1,487	.....	2,122	-2,122
Total--Undistributed Offsetting Receipts .....	-6,087	567	-6,654	-138,073	1,683	-139,756	-126,863	18,088	-144,951
Total Outlays .....	367,866	149,121	218,745	1,973,351	302,466	1,670,885	1,971,158	200,055	1,771,103
Total On-Budget .....	305,538	142,842	162,696	1,668,079	266,299	1,401,780	1,686,722	163,557	1,523,165
Total Off-Budget .....	62,328	6,279	56,049	305,272	36,167	269,105	284,436	36,498	247,938
Total Surplus (+) or Deficit .....			-65,387			-716,990			-781,391
Total On-Budget .....			-59,531			-753,064			-852,770
Total Off-Budget .....			-5,856			+36,074			+71,379

**MEMORANDUM**

Receipts Offset Against Outlays (In Millions)

	Current Fiscal Year to Date	Comparable Period Prior Fiscal Year
Proprietary Receipts .....	186,808	52,704
Intrabudgetary Transactions .....	378,154	309,228
Governmental Receipts .....	3,123	19,122
Total Receipts Offset Against Outlays .....	568,085	381,054

<sup>1</sup> Outlays have been increased and correspondingly decreased by \$12 million to reflect additional reporting by the Department of Health and Human Services for the month of September 2009.

<sup>2</sup> Includes FICA and SECA tax credits, non-contributory military service credits, special benefits for the aged, and credit for the unnegotiated OASI benefit checks.

... No Transactions  
 (\*\*) Less than \$500,000  
 Note: Details may not add to totals due to rounding.

This Page Left Blank Intentionally

---

**Table 6. Means of Financing the Deficit or Disposition of Surplus by the U.S. Government, March 2010 and Other Periods**

Assets and Liabilities Directly Related to Budget Off-Budget Activity	[\$ millions]					
	Net Transactions (-) denotes net reduction of either liability or asset accounts			Account Balances Current Fiscal Year		
	This Month	Fiscal Year to Date		Beginning of		Close of This Month
This Year		Prior Year	This Year	This Month		
<b>Liability Accounts:</b>						
Borrowing from the Public:						
Treasury Securities, Issued Under General Financing Authorities:						
Debt Held by the Public .....	353,398	738,207	1,024,852	7,551,862	7,936,671	8,290,069
Intragovernmental Holdings .....	-20,343	125,087	77,365	4,357,967	4,503,397	4,483,054
Total Treasury Securities Outstanding .....	333,055	863,294	1,102,216	11,909,829	12,440,068	12,773,123
Plus Premium on Treasury Securities .....	-104	1,508	4,918	10,339	11,951	11,847
Less Discount on Treasury Securities .....	561	1,661	465	69,851	70,951	71,512
Total Treasury Securities Net Of Premium and Discount .....	332,391	863,141	1,106,669	11,850,317	12,381,067	12,713,458
Agency Securities, Issued Under Special Financing Authorities (See Schedule B. for Other Agency Borrowing, See Schedule C) .....	146	382	-550	23,203	23,438	23,584
Total Federal Securities .....	332,537	863,522	1,106,119	11,873,520	12,404,505	12,737,042
Deduct:						
Federal Securities Held As Investments of Government Accounts (See Schedule D) .....	-20,462	123,583	80,118	4,355,292	4,499,337	4,478,875
Less Discount on Federal Securities Held As Investments of Government Accounts .....	-66	-469	309	25,467	25,064	24,998
Net Federal Securities Held As Investments of Government Accounts .....	-20,396	124,052	79,809	4,329,825	4,474,273	4,453,877
Total Borrowing from the Public .....	352,933	739,470	1,026,310	7,543,695	7,930,232	8,283,165
Accrued Interest Payable to the Public .....	5,460	2,724	-469	41,373	38,637	44,097
Allocations of Special Drawing Rights .....	-506	-2,335	-305	55,953	54,124	53,618
Deposit Funds .....	1,385	3,613	-14,065	9,965	12,193	13,578
Miscellaneous Liability Accounts (Includes Checks Outstanding Etc.) .....	-187	3,557	3,757	9,230	12,974	12,787
<b>Total Liability Accounts .....</b>	<b>359,084</b>	<b>747,028</b>	<b>1,015,229</b>	<b>7,660,215</b>	<b>8,048,160</b>	<b>8,407,244</b>
<b>Asset Accounts (Deduct)</b>						
Cash and Monetary Assets:						
U.S. Treasury Operating Cash: <sup>1</sup>						
Federal Reserve Account .....	76,740	-16,805	34,163	108,324	14,779	91,519
Supplementary Financing Program Account .....	99,982	-39,965	-99,558	164,945	24,997	124,979
Tax and Loan Note Accounts .....	-8	8	-37,387	1,996	2,012	2,004
Balance .....	176,714	-56,763	-102,782	275,265	41,788	218,502
Special Drawing Rights:						
Total Holdings .....	-529	-1,949	-336	57,945	56,525	55,996
SDR Certificates Issued to Federal Reserve Banks .....	.....	.....	.....	-5,200	-5,200	-5,200
Balance .....	-529	-1,949	-336	52,745	51,325	50,796
Reserve Position on the U.S. Quota in the IMF:						
U.S. Subscription to International Monetary Fund:						
Direct Quota Payments .....	.....	.....	.....	46,525	46,525	46,525
Maintenance of Value Adjustments .....	-533	-2,457	-2,309	12,333	10,409	9,877
Letter of Credit Issued to IMF .....	167	-1,298	270	-42,802	-44,267	-44,100
Dollar Deposits with the IMF .....	-1	-102	-52	-44	-145	-146
Receivable/payable (-) for Interim Maintenance of Value Adjustments .....	424	1,984	5,543	-2,543	-983	-560
Balance .....	57	-1,873	3,452	13,469	11,539	11,596
Other Cash and Monetary Assets .....	494	-992	1,133	28,394	26,907	27,401
Total Cash and Monetary Assets .....	176,737	-61,577	-98,532	369,873	131,560	308,296
Non-Federal Securities of the National Railroad Retirement Investment Trust .....	127	197	-10,460	21,348	21,418	21,545
Net Activity, Guaranteed Loan Financing .....	568	-3,063	3,090	-34,924	-38,554	-37,987
Net Activity, Direct Loan Financing .....	114,809	93,251	339,477	594,691	573,133	687,942
Miscellaneous Asset Accounts .....	1,456	1,330	452	-573	-699	758
<b>Total Asset Accounts .....</b>	<b>293,697</b>	<b>30,139</b>	<b>234,028</b>	<b>950,415</b>	<b>686,857</b>	<b>980,554</b>
<b>Excess of Liabilities (+) or Assets (-) .....</b>	<b>65,387</b>	<b>716,890</b>	<b>781,201</b>	<b>6,709,800</b>	<b>7,361,303</b>	<b>7,426,690</b>
Transactions Not Applied to Current Year's Surplus or Deficit (See Schedule A for Details) .....	.....	100	190	.....	100	100
<b>Total Budget and Off-Budget Federal Entities (Financing of Deficit (+) or Disposition Of Surplus (-)) .....</b>	<b>65,387</b>	<b>716,990</b>	<b>781,391</b>	<b>6,709,800</b>	<b>7,361,403</b>	<b>7,426,790</b>

<sup>1</sup>Major sources of information used to determine Treasury's operating cash balance include Federal Reserve Banks, the Treasury Regional Finance Centers, the Internal Revenue Service Centers, the Bureau of the Public Debt and various electronic systems. Deposits are reflected as received and withdrawals are reflected as processed.

... No Transactions  
Note: Details may not add to totals due to rounding.

**Table 6. Schedule A-Analysis of Change in Excess of Liabilities of the U.S. Government, March 2010 and Other Periods**

Classification	[\$ millions]		
	This Month	Fiscal Year to Date	
		This Year	Prior Year
<b>Excess of Liabilities Beginning of Period:</b>			
Based on Composition of Unified Budget in Preceding Period .....	7,361,303	6,711,199	5,294,525
Adjustments During Current Fiscal Year for Changes in Composition of Unified Budget:			
Revisions by Federal Agencies to the Prior Budget Results .....	.....	-1,398	-7
<b>Excess of Liabilities Beginning of Period (Current Basis).....</b>	<b>7,361,303</b>	<b>6,709,800</b>	<b>5,294,518</b>
<b>Budget Surplus (-) or Deficit:</b>			
Based on Composition of Unified Budget in Prior Fiscal Yr.....	65,387	716,990	781,391
<b>Total Surplus (-) or Deficit (Table 2).....</b>	<b>65,387</b>	<b>716,990</b>	<b>781,391</b>
<b>Total-On-Budget (Table 2).....</b>	<b>59,531</b>	<b>753,064</b>	<b>852,770</b>
<b>Total-Off-Budget (Table 2).....</b>	<b>5,856</b>	<b>-36,074</b>	<b>-71,379</b>
<b>Transactions Not Applied to Current Year's Surplus or Deficit:</b>			
Seigniorage .....	.....	-100	-190
Total-Transactions Not Applied to Current Year's Surplus or Deficit .....	.....	-100	-190
<b>Excess of Liabilities Close of Period .....</b>	<b>7,426,690</b>	<b>7,426,690</b>	<b>6,075,719</b>

... No Transactions

Note: Details may not add to totals due to rounding.

**Table 6. Schedule B-Securities Issued by Federal Agencies Under Special Financing Authorities, March 2010 and Other Periods**

Classification	[\$ millions]						
	This Month	Net Transactions (-) denotes net reduction of liability accounts			Account Balances Current Fiscal Year		
		Fiscal Year to Date		Close of This Month	Beginning of		
This Year	Prior Year	This Year	This Month				
<b>Agency Securities, Issued Under Special Financing Authorities:</b>							
Obligations Guaranteed by the United States, Issued By:							
Department of Housing and Urban Development:							
Federal Housing Administration .....	.....	.....	-37	33	33	33	
Obligations Not Guaranteed by the United States, Issued By:							
Legislative Branch:							
Architect of the Capitol.....	1	-2	-4	144	140	141	
Independent Agencies:							
Federal Communications Commission.....	.....	.....	.....	(**)	(**)	(**)	
National Archives and Records Administration .....	.....	-6	-6	193	186	186	
Tennessee Valley Authority .....	145	390	-503	22,834	23,079	23,224	
<b>Total Agency Securities .....</b>	<b>146</b>	<b>382</b>	<b>-550</b>	<b>23,203</b>	<b>23,438</b>	<b>23,584</b>	

... No Transactions

Note: Details may not add to totals due to rounding.

(\* \*) Less than \$500,000.

**Table 6. Schedule C (Memorandum)-Federal Agency Borrowing Financed Through the Issue of Treasury Securities, March 2010 and Other Periods**

Classification	[\$ millions]					
	This Month	Transactions		Account Balances Current Fiscal Year		
		Fiscal Year to Date		Beginning of		Close of This Month
		This Year	Prior Year	This Year	This Month	
<b>Borrowing from the Treasury:</b>						
Department of Agriculture:						
Farm Service Agency:						
Commodity Credit Corporation.....	470	-1,397	2,830	3,503	1,636	2,106
Agricultural Credit Insurance Fund.....	.....	894	1,003	7,521	8,414	8,414
Farm Storage Facility Loans.....	.....	150	47	592	742	742
Apple Loans Fund.....	.....	.....	.....	(**)	(**)	(**)
Emergency Boll Weevil Loan Fund.....	.....	(**)	.....	(**)	(**)	(**)
Rural Housing Service:						
Rural Housing Insurance.....	103	983	537	13,610	14,490	14,593
Rural Community Facility Loans Fund.....	6	205	176	2,976	3,175	3,182
Multifamily Housing Revitalization Loan Account.....	2	18	41	89	105	107
Rural Business - Cooperative Service:						
Rural Business and Industry Loans.....	.....	.....	.....	83	83	83
Rural Development Loan Fund.....	(**)	9	8	289	298	298
Rural Economic Development Loan Fund.....	.....	10	10	110	120	120
Rural Utilities Service:						
Rural Water and Waste Disposal Fund.....	16	471	372	8,654	9,109	9,125
Rural Electrification and Telecommunications Fund.....	42	398	1,530	16,516	16,873	16,915
Rural Telephone Bank.....	(**)	17	31	488	505	505
Distance Learning and Telemedicine Program.....	17	72	40	416	471	489
Foreign Agricultural Service.....	.....	.....	.....	778	778	778
Department of Commerce:						
National Oceanic and Atmospheric Administration:						
Fisheries Finance.....	6	52	15	482	529	534
Fishing Vessel Obligations.....	.....	.....	.....	5	5	5
National Telecommunications and Information Administration:						
Digital Television Transition and Public Safety Fund.....	.....	.....	-5	.....	.....	.....
Department of Defense - Military:						
Arms Initiative Loans.....	.....	.....	.....	1	1	1
Family Housing Improvement Loans.....	14	77	101	383	446	460
Department of Education:						
College Housing and Academic Facilities Loans.....	.....	(**)	(**)	72	72	72
Federal Direct Student Loans.....	11,226	40,941	30,614	179,096	208,811	220,036
Teach Grant Loans.....	.....	61	28	68	130	130
Temporary Student Loan Purchase Authority.....	250	15,291	15,798	54,221	69,262	69,512
Federal Family Education Loans.....	.....	612	68	1,462	2,074	2,074
Department of Energy:						
Bonneville Power Administration Fund.....	15	149	-25	2,130	2,264	2,279
Western Area Power Administration - Recovery Act.....	.....	35	.....	.....	35	35
Department of Health and Human Services:						
Health Education Assistance Loans.....	.....	-1	.....	2	(**)	(**)
Department of Homeland Security:						
National Flood Insurance Fund.....	.....	-250	1,988	19,000	18,750	18,750
Disaster Assistance Loan Fund.....	.....	.....	1	4	4	4
Department of Housing and Urban Development:						
Public and Indian Housing Programs:						
Low-Rent Public Housing - Loans and Other Expenses.....	.....	.....	1	5	5	5
Housing Programs:						
Federal Housing Administration.....	.....	.....	.....	4,420	4,420	4,420
Green Retrofit Program for Multifamily Housing-Recovery Act.....	.....	9	.....	.....	9	9
Department of the Interior:						
Helium Fund.....	.....	.....	.....	252	252	252
Bureau of Reclamation Loan Fund.....	.....	.....	-1	49	49	49
Bureau of Indian Affairs.....	.....	.....	.....	8	8	8
Assistance to American Samoa Loan Fund.....	.....	.....	.....	7	7	7
Department of Labor:						
Black Lung Disability Trust Fund.....	.....	.....	6,496	6,158	6,158	6,158
Department of State:						
Repatriation Loans.....	.....	1	(**)	2	3	3
Department of Transportation:						
Essential Air Service and Rural Airport Improvement Fund.....	.....	.....	-15	.....	.....	.....
Federal Aviation Administration:						
Aircraft Purchase Loan Guarantee Program.....	.....	.....	.....	(**)	(**)	(**)
Federal Highway Administration:						
Transportation Infrastructure Finance and Innovation Fund.....	44	257	91	1,927	2,140	2,184
Federal Railroad Administration:						
Railroad Rehabilitation and Improvement Loan Fund.....	7	17	41	379	389	396
Other.....	.....	.....	.....	(**)	(**)	(**)
Maritime Administration:						
Ocean Freight Differential.....	.....	-138	-104	149	11	11
Maritime Guaranteed Loan (Title XI) Fund.....	.....	183	19	21	204	204
Department of Treasury:						
Departmental Offices:						
Community Development Financial Institutions Fund.....	.....	.....	1	41	41	41
Housing and Economic Recovery Programs.....	.....	46,115	131,550	208,916	255,031	255,031
Temporary Credit and Liquidity Program.....	.....	18,691	.....	.....	18,691	18,691
Troubled Assets Insurance Financing Fund.....	1,658	1,658	751	774	774	2,433
Troubled Asset Relief Program.....	25,937	45,799	188,630	142,561	162,423	188,359
Federal Financing Bank Revolving Fund.....	-601	-8,619	18,969	47,107	39,089	38,488

**Table 6. Schedule C (Memorandum)-Federal Agency Borrowing Financed Through the Issue of Treasury Securities, March 2010 and Other Periods**

Classification	[\$ millions]					
	This Month	Transactions		Account Balances Current Fiscal Year		
		Fiscal Year to Date		Beginning of		Close of
	This Year	Prior Year	This Year	This Month	This Month	
<b>Borrowing from the Treasury:—Continued</b>						
Department of Veterans Affairs:						
Veterans Housing Benefit Program Fund.....	.....	1,323	1,543	1,491	2,815	2,815
Native American Veteran Housing Fund.....	.....	18	16	52	70	70
Vocational Rehabilitation Loan Fund.....	.....	2	3	2	4	4
Corps of Engineers:						
Washington Aqueduct.....	(**)	-2	(**)	8	6	6
Environmental Protection Agency:						
Abatement, Control, and Compliance Loan Program.....	-2	-2	-1	10	10	8
General Services Administration:						
Land Acquisition and Development Fund.....	.....	.....	.....	(**)	(**)	(**)
International Assistance Program:						
International Security Assistance:						
Foreign Military Loan Program.....	.....	.....	58	8	8	8
Military Debt Reduction.....	.....	.....	.....	30	30	30
Agency for International Development:						
International Debt Reduction.....	.....	.....	.....	477	477	477
Development Credit Authority Loan Fund.....	.....	.....	.....	(**)	(**)	(**)
Overseas Private Investment Corporation.....	11	334	138	1,007	1,330	1,340
Small Business Administration:						
Business Loan Fund.....	-26	1,169	511	2,953	4,148	4,122
Disaster Loan Fund.....	-648	-498	-1,073	7,920	8,070	7,421
Independent Agencies:						
Export-Import Bank of the United States.....	.....	1,532	380	3,805	5,337	5,337
Federal Communications Commission:						
Spectrum Auction Loan Fund.....	.....	.....	.....	46	46	46
National Credit Union Administration.....	.....	-310	.....	1,000	690	690
Presidio Trust Fund.....	.....	.....	.....	50	50	50
Railroad Retirement Board:						
Social Security Equivalent Benefit Account.....	316	1,910	1,760	3,359	4,953	5,269
Smithsonian Institution:						
John F. Kennedy Center Parking Facilities.....	.....	.....	.....	20	20	20
<b>Total Agency Borrowing from the Treasury</b>						
<b>Financed Through Treasury Securities Issued.....</b>	<b>38,864</b>	<b>168,246</b>	<b>404,972</b>	<b>747,566</b>	<b>876,949</b>	<b>915,813</b>
<b>Borrowing from the Federal Financing Bank:</b>						
Department of Agriculture:						
Rural Utilities Service:						
Rural Electrification and Telecommunications Fund.....	-180	1,883	1,216	28,438	30,501	30,321
Department of Defense - Military:						
Department of the Navy.....	.....	.....	.....	1,624	1,624	1,624
Defense Agencies.....	.....	.....	-14	-1,624	-1,624	-1,624
Department of Education:						
Historically Black College and University Capital Financing Fund.....	58	95	47	452	488	546
Department of Energy:						
Title 17 Innovative Technology Loans.....	187	826	.....	908	1,546	1,734
Department of Health and Human Services:						
Health Maintenance Organization Loan and Loan Guarantee Fund.....	.....	.....	.....	(**)	(**)	(**)
Department of Housing and Urban Development:						
Low-Rent Housing - Loans and Other Expenses.....	-483	-587	-104	587	483	.....
Department of Transportation:						
Railroad Rehabilitation and Improvement Loan Fund.....	(**)	(**)	(**)	2	2	2
Department of Veterans Affairs:						
Guaranteed Transitional Housing for Homeless Veterans.....	.....	(**)	(**)	5	5	5
General Services Administration:						
Federal Buildings Fund.....	-3	-26	-24	2,026	2,004	2,000
International Assistance Program:						
Foreign Military Financing Program.....	-18	-64	-72	545	499	481
Small Business Administration:						
Business Loan Fund.....	(**)	-2	-3	5	4	4
Independent Agencies:						
National Credit Union Administration.....	-500	-8,288	18,050	18,384	10,596	10,096
Postal Service.....	-655	-3,671	-1,397	10,200	7,185	6,530
<b>Total Borrowing from the Federal Financing Bank.....</b>	<b>-1,594</b>	<b>-9,835</b>	<b>17,698</b>	<b>61,552</b>	<b>53,312</b>	<b>51,718</b>

Note: This table includes lending by the Federal Financing Bank accomplished by the purchase of agency financial assets, by the acquisition of agency debt securities, and by direct loans on behalf of an agency. The Federal Financing Bank borrows from Treasury and issues its own securities and in turn may loan these funds to agencies in lieu of agencies borrowing directly through Treasury or issuing their own securities.

... No Transactions  
 (\*\* ) Less than \$500,000  
 Note: Details may not add to totals due to rounding.

**Table 6. Schedule D-Investments of Federal Government Accounts in Federal Securities, March 2010 and Other Periods**

Classification	[\$ millions]					
	Net Purchases or Sales (-)			Securities Held as Investments Current Fiscal Year		
	This Month	Fiscal Year to Date		Beginning of		Close of This Month
This Year		Prior Year	This Year	This Month		
<b>Federal Funds:</b>						
Department of Agriculture .....	999	994	10	118	113	1,112
Department of Commerce.....	-3	.....	1	.....	3	.....
Department of Defense-Military:						
Defense Cooperation Account .....	(**)	(**)	7	7	7	7
Department of Energy.....	120	1,681	644	49,499	51,060	51,180
Department of Health and Human Services.....	4	5	.....	2,114	2,114	2,119
Department of Housing and Urban Development:						
Housing Programs:						
Federal Housing Administration Fund.....	148	1,171	648	10,668	11,691	11,839
Government National Mortgage Association:						
Guarantees of Mortgage-Backed Securities .....	5	77	-183	9,257	9,329	9,335
Department of the Interior.....	-3	345	165	7,006	7,354	7,351
Department of Labor.....	227	-432	818	15,048	14,389	14,616
Department of Transportation.....	54	112	110	1,301	1,359	1,413
Department of the Treasury.....	7	721	-535	21,365	22,078	22,086
Department of Veterans Affairs:						
Canteen Service Revolving Fund.....	.....	.....	-26	.....	.....	.....
Veterans Reopened Insurance Fund.....	-4	-10	-11	331	325	321
Servicemen's Group Life Insurance Fund.....	.....	(**)	(**)	1	1	1
Other Defense Civil Programs:						
Uniformed Services Retiree Health Care Fund.....	-392	16,656	13,940	126,821	143,869	143,477
Office of Personnel Management:						
Postal Service Contributions.....	.....	745	686	35,115	35,861	35,861
Independent Agencies:						
Federal Deposit Insurance Corporation:						
Deposit Insurance Fund.....	306	40,058	-4	23,087	62,838	63,144
FSLIC Resolution Fund.....	-1	15	7	3,313	3,330	3,329
Federal Housing Finance Agency.....	-8	13	24	38	59	50
National Credit Union Administration.....	14	1,585	-796	9,567	11,138	11,152
Postal Service.....	200	-3,050	-405	4,249	999	1,199
Tennessee Valley Authority.....	.....	(**)	.....	25	25	25
Other.....	78	101	15	14,210	14,233	14,311
Other.....	40	241	-86	8,402	8,602	8,643
Total Treasury Securities.....	1,791	61,029	15,029	341,540	400,778	402,569
<b>Total Federal Funds.....</b>	<b>1,791</b>	<b>61,029</b>	<b>15,029</b>	<b>341,540</b>	<b>400,778</b>	<b>402,569</b>
<b>Trust Funds:</b>						
Legislative Branch:						
Library of Congress.....	1	(**)	-2	37	36	37
United States Tax Court.....	.....	(**)	(**)	10	10	10
Other.....	-1	6	8	33	39	38
Judicial Branch:						
Judicial Retirement Funds.....	-1	62	-11	824	888	887
Department of Agriculture.....	1	-36	21	46	9	10
Department of Defense-Military:						
Voluntary Separation Incentive Fund.....	-7	28	30	460	495	488
Other.....	-3	(**)	(**)	368	371	368
Department of Health and Human Services:						
Federal Hospital Insurance Trust Fund.....	-9,085	-17,211	-4,659	309,702	301,576	292,491
Federal Supplementary Medical Insurance Trust Fund.....	1,059	5,874	4,550	61,764	66,578	67,638
Other.....	5	18	93	2,932	2,946	2,951



**Table 6. Schedule D-Investments of Federal Government Accounts in Federal Securities, March 2010 and Other Periods**

[\$ millions]

Classification	Net Purchases or Sales (-)			Securities Held as investments Current Fiscal Year		
	This Month	Fiscal Year to Date		Beginning of		Close of This Month
		This Year	Prior Year	This Year	This Month	
<b>Trust Funds—Continued</b>						
Department of Homeland Security .....	8	29	25	3,380	3,401	3,409
Department of the Interior .....	-2	-5	-5	40	37	35
Department of Labor:						
Unemployment Trust Fund .....	-1,312	-5,834	-34,180	19,628	15,107	13,794
Other .....	41	(**)	-3	64	23	64
Department of State:						
Foreign Service Retirement and Disability Fund .....	-47	270	182	15,334	15,651	15,604
Other .....	(**)	(**)	(**)	37	38	38
Department of Transportation:						
Airport and Airway Trust Fund .....	-179	-1,685	-488	7,829	6,324	6,145
Highway Trust Fund .....	365	-3,494	-3,073	11,484	7,626	7,991
Other .....	(**)	(**)	(**)	(**)	(**)	.....
Department of Treasury .....	322	32	-332	1,033	742	1,064
Department of Veterans Affairs:						
General Post Fund, National Homes .....	9	3	10	78	72	81
National Service Life Insurance .....	-104	-265	-252	8,735	8,574	8,470
United States Government Life Insurance Fund .....	-1	-2	-2	26	24	24
Veterans Special Life Insurance Fund .....	-14	3	4	2,001	2,017	2,004
Corps of Engineers .....	30	169	734	5,158	5,297	5,326
Other Defense Civil Programs:						
Military Retirement Fund .....	-1,464	49,912	32,611	240,807	292,184	290,720
Other .....	6	82	64	2,076	2,151	2,157
Environmental Protection Agency .....	-27	1,093	685	6,642	7,762	7,735
National Aeronautics and Space Administration .....	(**)	(**)	(**)	15	15	15
Office of Personnel Management:						
Civil Service Retirement and Disability Fund:						
Treasury Securities .....	-3,731	-3,474	-2,584	754,244	754,501	750,770
Employees Life Insurance Fund .....	-33	785	897	36,146	36,964	36,931
Employees and Retired Employees Health Benefits Fund .....	-316	250	-24	15,369	15,936	15,620
Social Security Administration:						
Federal Old-Age and Survivors Insurance Trust Fund .....	-4,460	46,080	73,592	2,296,316	2,346,856	2,342,396
Federal Disability Insurance Trust Fund .....	-3,280	-10,533	-3,558	207,932	200,678	197,399
Independent Agencies:						
Harry S. Truman Memorial Scholarship Trust Fund .....	(**)	-1	(**)	56	55	55
Japan-United States Friendship Commission .....	.....	.....	5	38	38	38
Railroad Retirement Board:						
Treasury Securities .....	-10	270	733	2,310	2,590	2,580
Agency Securities .....	.....	2	(**)	1	3	3
Other .....	-24	121	21	800	946	922
Total Treasury Securities .....	-22,253	62,552	65,089	4,013,751	4,098,557	4,076,303
Total Agency Securities .....	.....	2	(**)	1	3	3
<b>Total Trust Funds .....</b>	<b>-22,253</b>	<b>62,554</b>	<b>65,089</b>	<b>4,013,752</b>	<b>4,098,559</b>	<b>4,076,306</b>
<b>Grand Total .....</b>	<b>-20,462</b>	<b>123,583</b>	<b>80,118</b>	<b>4,355,292</b>	<b>4,499,337</b>	<b>4,478,875</b>

... No Transactions  
 (\*\*) Less than \$500,000

Note: Investments are in Treasury securities unless otherwise noted.  
 Note: Details may not add to totals due to rounding.

**Table 6. Schedule E-Net Activity, Guaranteed and Direct Loan Financing, March 2010 and Other Periods**

[\$ millions]

Classification	Net Transactions (-) denotes net reduction of liability accounts			Account Balances Current Fiscal Year		
	This Month	Fiscal Year to Date		Beginning of		Close of This Month
		This Year	Prior Year	This Year	This Month	
<b>Guaranteed Loan Financing Activity:</b>						
Department of Agriculture:						
Farm Service Agency:						
Commodity Credit Corporation Export Fund .....	-67	4	-77	153	224	157
Agricultural Credit Insurance Fund .....	-5	-13	-13	-331	-339	-344
Rural Housing Service:						
Rural Community Facility Loans .....	-1	7	2	-27	-19	-19
Rural Housing Insurance Fund .....	-44	-307	-31	-1,000	-1,263	-1,307
Rural Business-Cooperative Service:						
Rural Business and Industry Loans .....	1	-5	12	-156	-162	-161
Renewable Energy Guaranteed Loan Account .....	(**)	-2	(**)	-7	-9	-9
Biorefinery Assistance Loan Account .....	.....	-27	-27	.....	-27	-27
Rural Utilities Service:						
Rural Water and Waste Disposal Fund .....	(**)	1	1	-23	-22	-22
Department of Commerce:						
General Administration:						
Emergency Oil, Gas, and Steel Account .....	.....	.....	56	5	5	5
National Oceanic and Atmospheric Administration:						
Fishing Vessel Obligations .....	(**)	(**)	(**)	3	3	3
Department of Defense-Military .....	.....	-1	.....	-23	-24	-24
Department of Education:						
Office of Student Financial Assistance:						
Federal Family Education Loans .....	366	-1,079	2,432	-6,025	-7,470	-7,105
Department of Health and Human Services:						
Health Resources and Services Administration:						
Health Center Loans .....	.....	.....	(**)	-2	-2	-2
Health Education Assistance Loans .....	(**)	3	2	-65	-62	-62
Department of Housing and Urban Development:						
Public and Indian Housing Programs:						
Indian Housing Loans .....	(**)	-3	-5	-39	-43	-42
Native Hawaiian Housing Loans .....	(**)	(**)	(**)	(**)	-1	-1
Community Planning and Development:						
Community Development Loans .....	16	16	-1	-102	-102	-86
Housing Programs:						
FHA-Mutual Mortgage Insurance Loans .....	398	931	-782	-18,493	-17,960	-17,562
FHA-General and Special Risk Fund .....	88	508	248	-5,443	-5,023	-4,935
Home Ownership Preservation Entity Fund .....	(**)	-1	(**)	-1	-2	-2
Government National Mortgage Association:						
Guarantees of Mortgaged-Backed Securities .....	9	-3	-234	-868	-880	-871
Department of the Interior:						
Bureau of Indian Affairs .....						
Bureau of Indian Affairs .....	-3	-22	-3	-34	-54	-56
Department of Transportation:						
Office of the Secretary:						
Minority Business Resource Center Fund .....	(**)	(**)	(**)	(**)	(**)	(**)
Federal Highway Administration:						
Transportation Infrastructure Finance and Innovation Fund .....	.....	.....	.....	(**)	(**)	(**)
Maritime Administration:						
Maritime Guaranteed Loan (Title XI) Fund .....	(**)	230	30	-229	1	1
Department of the Treasury:						
Departmental Offices:						
Air Transportation Stabilization Fund .....	.....	.....	.....	(**)	(**)	(**)
Troubled Assets Insurance Financing Fund .....	569	423	725	592	445	1,015
Department of Veterans Affairs:						
Veterans Benefits Administration:						
Veterans Housing Benefit Program Fund .....	-360	-260	595	-2,577	-2,477	-2,837
Guaranteed Transitional Housing Loans for Homeless Veterans .....	(**)	(**)	(**)	(**)	(**)	(**)
International Assistance Program:						
Agency for International Development:						
Loan Guarantees to Israel .....	.....	.....	.....	-1,233	-1,233	-1,233
Urban and Environmental Credit Guaranteed Loans .....	(**)	(**)	(**)	-102	-102	-102
Microenterprise and Small Enterprise Development .....	.....	(**)	(**)	-1	-1	-1
Development Credit Authority Loan Fund .....	1	(**)	-2	-43	-44	-43
Loan Guarantees to Egypt .....	.....	.....	.....	-192	-192	-192
Overseas Private Investment Corporation .....	(**)	-20	-31	-128	-147	-147
Small Business Administration:						
Business Loan Fund .....	240	-2,778	315	2,337	-682	-442
Independent Agencies:						
Export-Import Bank of the United States .....	-641	-663	-121	-869	-892	-1,532
<b>Net Activity, Guaranteed Loan Financing .....</b>	<b>568</b>	<b>-3,063</b>	<b>3,090</b>	<b>-34,924</b>	<b>-38,554</b>	<b>-37,987</b>

**Direct Loan Financing Activity:**

Department of Agriculture:						
Farm Service Agency:						
Agricultural Credit Insurance Fund .....	73	127	-182	5,956	6,010	6,083
Farm Storage Facility Loans .....	6	72	29	409	475	481
Apple Loans Fund .....	.....	(**)	(**)	(**)	(**)	(**)
Emergency Boll Weevil Loan Fund .....	.....	(**)	(**)	(**)	(**)	(**)
Natural Resources Conservation Service:						
Agricultural Resource Conservation Demonstration Program .....	.....	.....	.....	(**)	(**)	(**)
Rural Housing Service:						
Rural Community Facility Loans Fund .....	11	65	71	2,596	2,650	2,661
Rural Housing Insurance Fund .....	37	297	-13	13,189	13,449	13,486
Multifamily Housing Revitalization Loan Account .....	2	8	20	68	74	76

**Table 6. Schedule E-Net Activity, Guaranteed and Direct Loan Financing, March 2010 and Other Periods**

[\$ millions]

Classification	Net Transactions (-) denotes net reduction of liability accounts			Account Balances Current Fiscal Year		
	This Month	Fiscal Year to Date		Beginning of		Close of This Month
		This Year	Prior Year	This Year	This Month	
<b>Direct Loan Financing Activity:—Continued</b>						
Department of Agriculture:—Continued						
Rural Business-Cooperative Service:						
Rural Business and Industry Loan Fund .....	(**)	-1	-2	19	18	18
Rural Development Loan Fund .....	-1	-4	-4	280	277	276
Rural Economic Development Loan Fund .....	(**)	(**)	1	91	91	91
Rural Utilities Service:						
Rural Water and Waste Disposal Loans .....	28	124	90	7,588	7,684	7,712
Rural Electrification and Telecommunications Fund .....	240	2,224	2,270	35,445	37,429	37,669
Rural Telephone Bank .....	-4	-14	-7	434	423	420
Distance Learning and Telemedicine Program .....	22	37	17	372	387	409
Rural Development Insurance Fund .....	.....	.....	.....	1,065	1,065	1,065
Foreign Agricultural Service:						
P.L. 480 Direct Loan Fund .....	-18	-111	-148	647	553	535
International Debt Reduction .....	(**)	-28	-17	75	48	47
Department of Commerce:						
National Oceanic and Atmospheric Administration:						
Fisheries Finance .....	-2	-16	-11	482	468	466
Department of Defense-Military .....	-2	54	96	383	438	437
Department of Education:						
Office of Postsecondary Education:						
College Housing and Academic Facilities Loans .....	(**)	(**)	(**)	11	11	11
Historically Black College and University Capital Financing Fund .....	58	89	48	146	176	235
Office of Student Financial Assistance:						
Federal Direct Student Loans .....	2,308	22,523	13,238	147,002	167,217	169,526
Teach Grant Loans .....	8	56	17	50	97	105
Temporary Student Loan Purchase Authority .....	6,951	31,297	19,832	56,876	81,223	88,174
Department of Energy:						
Advanced Technology Vehicles Manufacturing Loans .....	80	311	.....	420	651	731
Title 17 Innovative Technology Loans .....	24	191	.....	20	187	211
Department of Homeland Security:						
Disaster Assistance Loan Fund .....	(**)	1	(**)	4	5	5
Department of Housing and Urban Development:						
Housing Programs:						
FHA-Mutual Mortgage Insurance Loans .....	(**)	(**)	(**)	-4	-4	-4
FHA-General and Special Risk Fund .....	.....	.....	.....	(**)	(**)	(**)
Green Retrofit Program for Multifamily Housing Fund .....	.....	1	.....	.....	1	1
Department of the Interior:						
Bureau of Reclamation .....	-3	-3	(**)	50	50	47
Bureau of Indian Affairs .....	(**)	-1	-1	7	6	6
Assistance to American Samoa Loan Fund .....	.....	.....	(**)	7	7	7
Department of State:						
Administration of Foreign Affairs:						
Repatriation Loans .....	(**)	-1	-1	-7	-8	-8
Department of Transportation:						
Federal Highway Administration:						
Transportation Infrastructure Finance and Innovation Fund .....	37	241	91	1,913	2,117	2,154
Federal Railroad Administration:						
Railroad Rehabilitation and Improvement Loan Fund .....	2	5	30	376	379	381
Department of the Treasury:						
Departmental Offices:						
Community Development Financial Institutions Fund .....	(**)	-2	-2	41	39	38
GSE Mortgage-Backed Securities Purchase Program .....	-4,729	9,596	119,196	176,027	190,351	185,623
Temporary Credit and Liquidity Program .....	-2	15,385	.....	.....	15,386	15,385
Troubled Asset Relief Program .....	109,862	9,903	185,177	129,318	29,358	139,221
Financial Management Service .....	.....	.....	.....	(**)	(**)	(**)
Department of Veterans Affairs:						
Veterans Benefits Administration:						
Veterans Housing Benefit Program Fund .....	-96	10	-35	1,482	1,589	1,492
Native American Veteran Housing Fund .....	2	5	3	48	52	54
Vocational Rehabilitation Loan Fund .....	(**)	(**)	(**)	1	1	1
Environmental Protection Agency:						
Abatement, Control, and Compliance Loan Program .....	.....	-4	-2	10	5	5
International Assistance Program:						
International Security Assistance:						
Foreign Military Loan Program .....	.....	.....	58	7	7	7
Military Debt Reduction .....	.....	.....	.....	29	29	29
Agency for International Development:						
International Debt Reduction .....	(**)	-22	-28	214	192	192
Overseas Private Investment Corporation .....	-3	255	22	748	1,006	1,004
Small Business Administration:						
Business Loan Fund .....	(**)	-3	-9	89	86	86
Disaster Loan Fund .....	-71	-498	-248	7,097	6,670	6,600
Independent Agencies:						
Export-Import Bank of the United States .....	-13	1,083	-119	3,576	4,672	4,659
Federal Communications Commission:						
Spectrum Auction Loan Fund .....	.....	(**)	(**)	34	34	34
<b>Net Activity, Direct Loan Financing .....</b>	<b>114,809</b>	<b>93,251</b>	<b>339,477</b>	<b>594,691</b>	<b>573,133</b>	<b>687,942</b>

Note: Federal credit programs provide benefits to the public in the form of direct loans and loan guarantees. This table reflects cash transactions and balances of the nonbudgetary financing fund accounts that result from the disbursement of loans, collection of fees, repayment of principle, sale of collateral, interest, and subsidy received from the credit program accounts at net present value in accordance with the Credit Reform Act of 1990.

Unreimbursed costs such as administrative expenses and subsidy payments are reported on a cash basis and included within each program's budgetary totals in Table 5.  
 ... No Transactions  
 (\* \*) Less than \$500,000  
 Note: Details may not add to totals due to rounding.

**Table 7. Receipts and Outlays of the U.S. Government by Month, Fiscal Year 2010**

[\$ millions]

Classification	Oct.	Nov.	Dec.	Jan.	Feb.	March	April	May	June	July	Aug.	Sept.	Fiscal Year to Date	Comparable Period Prior F.Y.
<b>Receipts:</b>														
Individual Income Taxes .....	61,248	47,858	98,625	103,523	22,749	59,503							393,506	429,701
Corporation Income Taxes.....	-4,505	-2,099	40,530	3,232	8,234	8,578							53,969	56,236
Social Insurance And Retirement Receipts:														
Employment and General Retirement.....	61,552	66,530	60,963	81,280	62,245	63,274							395,845	417,848
Unemployment Insurance.....	1,346	3,648	454	1,279	3,360	693							10,780	10,059
Other Retirement.....	390	320	411	291	317	318							2,046	2,077
Excise Taxes .....	4,347	6,104	5,868	5,625	862	6,782							29,588	28,701
Estate and Gift Taxes .....	1,556	1,049	1,361	1,485	1,064	2,829							9,344	12,106
Customs Duties .....	2,159	1,912	1,853	2,074	1,692	1,942							11,632	12,185
Miscellaneous Receipts .....	7,202	8,241	8,853	6,451	6,998	9,438							47,184	20,797
<b>Total--Receipts This Year .....</b>	<b>135,294</b>	<b>133,564</b>	<b>218,919</b>	<b>205,240</b>	<b>107,521</b>	<b>153,358</b>							<b>953,896</b>	<b>.....</b>
(On-Budget).....	<b>88,656</b>	<b>83,287</b>	<b>173,093</b>	<b>142,047</b>	<b>58,468</b>	<b>103,165</b>							<b>648,716</b>	<b>.....</b>
(Off-Budget).....	<b>46,638</b>	<b>50,277</b>	<b>45,825</b>	<b>63,193</b>	<b>49,053</b>	<b>50,193</b>							<b>305,179</b>	<b>.....</b>
<i>Total--Receipts Prior Year .....</i>	<i>164,829</i>	<i>144,769</i>	<i>237,786</i>	<i>226,090</i>	<i>87,312</i>	<i>128,926</i>							<i>.....</i>	<i>989,712</i>
<i>(On Budget).....</i>	<i>117,980</i>	<i>94,364</i>	<i>191,014</i>	<i>161,443</i>	<i>34,117</i>	<i>71,476</i>							<i>.....</i>	<i>670,394</i>
<i>(Off Budget).....</i>	<i>46,849</i>	<i>50,405</i>	<i>46,772</i>	<i>64,647</i>	<i>53,195</i>	<i>57,450</i>							<i>.....</i>	<i>319,317</i>
<b>Outlays:</b>														
Legislative Branch .....	362	518	404	344	371	399							2,398	2,445
Judicial Branch .....	695	542	576	520	531	588							3,451	3,241
Department of Agriculture:														
Commodity Credit Corporation and														
Foreign Agricultural Service.....	6,001	2,233	2,648	1,754	154	-349							12,441	14,260
Other .....	9,245	8,188	10,243	9,475	9,084	13,466							59,701	50,212
Department of Commerce.....	810	1,007	875	671	834	1,250							5,446	5,280
Department of Defense:														
Military:														
Military Personnel .....	30,794	7,625	15,805	6,499	11,486	12,201							84,410	78,860
Operation and Maintenance.....	20,218	20,127	23,517	22,071	21,237	26,303							133,473	125,125
International Reconstruction and Other Assistance .....	2	4	4	2	-1	(**)							10	15
Procurement.....	8,755	9,106	13,130	13,606	9,448	11,750							65,795	62,109
Research, Development, Test, and Evaluation.....	5,396	6,403	7,154	5,356	4,924	9,050							38,283	40,154
Military Construction .....	1,483	1,650	2,037	1,400	1,519	1,796							9,884	7,999
Family Housing.....	192	191	282	406	201	212							1,483	1,327
Revolving and Management Funds .....	1,384	-21	1,581	-816	-86	245							2,287	1,802
Other .....	-469	517	-495	99	208	-127							-267	-518
<b>Total Military .....</b>	<b>67,754</b>	<b>45,602</b>	<b>63,015</b>	<b>48,623</b>	<b>48,936</b>	<b>61,429</b>							<b>335,359</b>	<b>316,873</b>
Department of Education .....	7,588	7,729	7,771	9,657	11,769	9,001							53,515	33,800
Department of Energy.....	2,375	2,102	2,685	1,889	2,022	2,478							13,552	10,960
Department of Health and Human Services:														
National Institutes of Health.....	2,550	2,510	2,605	2,451	2,477	2,837							15,431	14,578
Centers for Medicare And Medicaid Services:														
Grants to States for Medicaid .....	23,220	21,222	23,060	21,161	21,151	23,306							133,120	115,828
Federal Hospital Ins. Trust Fund.....	24,702	14,125	21,633	18,252	19,981	21,978							120,672	114,595
Federal Supp. Med. Ins. Trust Fund .....	33,343	12,858	22,525	19,944	20,104	22,478							131,252	123,863
Other .....	23,140	13,932	28,282	8,558	19,690	18,727							112,329	102,805
Administration for Children and Families.....	4,493	4,112	5,175	4,415	4,307	6,068							28,571	26,355
Other .....	-25,552	-16,273	-33,178	-6,577	-22,357	-19,766							-123,703	-118,259
Department of Homeland Security.....	4,114	3,920	3,907	3,173	3,110	4,042							22,266	27,560
Department of Housing and Urban Development .....	3,954	3,983	5,863	2,360	3,804	4,947							24,910	22,789
Department of the Interior .....	1,004	1,160	1,148	1,088	1,008	1,013							6,422	5,233
Department of Justice.....	1,642	3,885	2,304	2,310	2,167	2,373							14,682	13,051
Department of Labor:														
Unemployment Trust Fund .....	11,046	11,331	14,419	13,648	13,185	15,423							79,052	46,708
Other .....	713	2,175	2,592	2,034	1,949	1,680							11,143	8,521
Department of State.....	1,535	1,680	2,892	1,637	1,438	2,382							11,563	10,436
Department of Transportation:														
Highway Trust Fund.....	3,604	2,302	2,737	1,719	1,641	1,856							13,859	16,772
Other .....	3,973	3,749	4,905	2,492	2,807	3,317							21,243	14,282
Department of the Treasury:														
Interest on Treasury Debt Securities (Gross).....	22,832	17,928	104,632	18,857	16,893	20,787							201,929	168,592
Other .....	2,677	5,808	18,687	11,732	56,266	-85,750							9,420	236,236

**Table 7. Receipts and Outlays of the U.S. Government by Month, Fiscal Year 2010**

[\$ millions]

Classification	Oct.	Nov.	Dec.	Jan.	Feb.	March	April	May	June	July	Aug.	Sept.	Fiscal Year to Date	Comparable Period Prior F.Y.
<b>Outlays:—Continued</b>														
Department of Veterans Affairs:														
Compensation And Pensions.....	7,394	385	7,473	294	4,009	4,000							23,555	21,512
National Service Life.....	88	72	85	82	76	100							503	513
Other .....	5,780	4,427	4,914	4,425	4,407	5,756							29,709	24,106
Corps of Engineers.....	661	813	995	738	682	746							4,635	3,442
Other Defense Civil Programs .....	3,489	4,747	4,736	4,775	4,647	4,671							27,065	31,882
Environmental Protection.....	806	770	443	758	843	1,040							4,660	3,958
Executive Office of the President.....	51	40	48	28	28	99							293	357
General Services Administration.....	78	326	-213	-192	-45	176							130	283
International Assistance Program:														
International Security Assistance.....	1,313	716	571	3,636	639	676							7,551	4,970
Multilateral Assistance .....	169	66	16	37	46	401							736	377
Agency for International Development.....	306	396	334	217	333	526							2,111	1,951
Other .....	578	-266	555	241	-248	-1,060							-200	-578
National Aeronautics and Space Administration .....	1,071	1,582	1,998	1,126	1,405	1,699							8,881	8,927
National Science Foundation.....	528	527	480	497	471	504							3,005	2,723
Office of Personnel Management .....	6,346	6,034	5,931	6,640	5,981	6,869							37,800	36,170
Small Business Administration.....	96	122	121	119	4,782	126							5,366	1,695
Social Security Administration:														
Federal Old-Age and Survivors Ins.														
Trust Fund (Off-Budget).....	47,250	47,175	72,020	23,241	47,810	47,898							285,393	267,295
Federal Disability Ins. Trust														
Fund (Off-Budget).....	10,343	10,104	15,678	5,103	10,231	10,384							61,842	56,918
Other .....	7,609	217	7,700	130	3,954	4,039							23,648	22,297
Independent Agencies:														
Fed. Deposit Ins. Corp:														
Deposit Insurance Fund.....	-48	1,334	-44,099	1,385	1,668	-301							-40,062	-63
FSLIC Resolution Fund.....	2	-20	1	(**)	(**)	13							-3	167
Postal Service:														
Off-Budget:														
Public Enterprise Funds.....	1,522	58	-593	-197	-560	-856							-626	-1,066
Other .....	17	28	.....	.....	52	.....							97	109
Other .....	85	.....	27	.....	.....	.....							112	118
Tennessee Valley Authority.....	-54	39	275	15	-99	121							297	-559
Other Independent Agencies .....	2,073	1,996	544	-2,204	-106	1,815							4,118	41,534
Undistributed Offsetting Receipts:														
Employer Share, Employee Retirement.....	-20,351	-5,154	-5,104	-4,469	-5,128	-5,306							-45,511	-41,602
Interest Received by Trust Funds.....	-3,202	-290	-86,585	-767	-936	-781							-92,562	-85,261
Rents and Royalties on Outer														
Continental Shelf Lands.....	-165	-714	-362	30	162	-437							-1,487	-2,122
Other .....	(**)	(**)	-66	.....	.....	-130							-197	-15,966
<b>Totals This Year:</b>														
<b>Total Outlays.....</b>	<b>311,657</b>	<b>253,851</b>	<b>310,328</b>	<b>247,874</b>	<b>328,429</b>	<b>218,745</b>							<b>1,670,885</b>	<b>.....</b>
(On-Budget).....	<b>258,632</b>	<b>197,776</b>	<b>282,891</b>	<b>227,489</b>	<b>272,297</b>	<b>162,696</b>							<b>1,401,780</b>	<b>.....</b>
(Off-Budget).....	<b>53,025</b>	<b>56,075</b>	<b>27,438</b>	<b>20,386</b>	<b>56,132</b>	<b>56,049</b>							<b>269,105</b>	<b>.....</b>
<b>Total-Surplus (+) or Deficit (-).....</b>	<b>-176,363</b>	<b>-120,287</b>	<b>-91,410</b>	<b>-42,634</b>	<b>-220,909</b>	<b>-65,387</b>							<b>-716,990</b>	<b>.....</b>
(On-Budget).....	<b>-169,976</b>	<b>-114,489</b>	<b>-109,797</b>	<b>-85,441</b>	<b>-213,830</b>	<b>-59,531</b>							<b>-753,064</b>	<b>.....</b>
(Off-Budget).....	<b>-6,387</b>	<b>-5,798</b>	<b>+18,387</b>	<b>+42,807</b>	<b>-7,079</b>	<b>-5,856</b>							<b>+36,074</b>	<b>.....</b>
<b>Total Borrowing from the Public .....</b>	<b>-60,681</b>	<b>224,044</b>	<b>98,367</b>	<b>-51,924</b>	<b>176,731</b>	<b>352,933</b>							<b>739,470</b>	<b>1,026,310</b>
<b>Total Outlays Prior Year.....</b>	<b>320,360</b>	<b>269,970</b>	<b>289,540</b>	<b>289,548</b>	<b>281,171</b>	<b>320,514</b>							<b>.....</b>	<b>1,771,103</b>
(On-Budget).....	<b>272,903</b>	<b>219,467</b>	<b>296,047</b>	<b>241,783</b>	<b>226,535</b>	<b>266,430</b>							<b>.....</b>	<b>1,523,165</b>
(Off-Budget).....	<b>47,457</b>	<b>50,503</b>	<b>-6,507</b>	<b>47,765</b>	<b>54,635</b>	<b>54,084</b>							<b>.....</b>	<b>247,938</b>
<b>Total-Surplus (+) or Deficit (-) Prior Year.....</b>	<b>-155,531</b>	<b>-125,201</b>	<b>-51,754</b>	<b>-63,457</b>	<b>-193,859</b>	<b>-191,589</b>							<b>.....</b>	<b>-781,391</b>
(On-Budget).....	<b>-154,923</b>	<b>-125,103</b>	<b>-105,033</b>	<b>-80,339</b>	<b>-192,418</b>	<b>-194,954</b>							<b>.....</b>	<b>-852,770</b>
(Off-Budget).....	<b>-608</b>	<b>-98</b>	<b>+53,279</b>	<b>+16,882</b>	<b>-1,440</b>	<b>+3,365</b>							<b>.....</b>	<b>+71,379</b>

... No Transactions  
 (\*\*) Less than \$500,000

Note: Details may not add to totals due to rounding.

**Table 8. Trust Fund Impact on Budget Results and Investment Holdings as of March 31, 2010**

Classification	[\$ millions]								
	This Month			Fiscal Year to Date			Securities Held as Investments Current Fiscal Year		
	Receipts	Outlays	Excess	Receipts	Outlays	Excess	Beginning of This Year	Close of This Month	Close of This Month
<b>Trust Receipts, Outlays, and Investments Held:</b>									
Airport and Airway .....	791	1,094	-303	4,508	6,316	-1,808	7,829	6,324	6,145
Black Lung Disability.....	50	25	26	277	143	135	.....	.....	.....
Federal Disability Insurance.....	7,502	10,384	-2,882	51,327	61,842	-10,515	207,932	200,678	197,399
Federal Employees Life and Health.....	.....	349	-349	.....	-1,029	1,029	51,515	52,900	52,551
Federal Employees Retirement .....	2,048	5,831	-3,783	31,880	35,016	-3,136	770,411	771,050	767,271
Federal Hospital Insurance.....	13,649	22,179	-8,530	104,157	121,230	-17,074	309,702	301,576	292,491
Federal Old-Age and Survivors Insurance.....	44,067	47,898	-3,831	331,454	285,393	46,061	2,296,316	2,346,856	2,342,396
Federal Supplementary Medical Insurance.....	22,657	22,478	179	136,984	131,252	5,732	61,764	66,578	67,638
Hazardous Substance Superfund.....	2	129	-126	1,392	264	1,128	3,312	4,372	4,349
Highways.....	2,639	2,473	166	14,824	17,888	-3,064	11,484	7,626	7,991
Military Advances.....	3,564	2,238	1,325	12,755	11,442	1,313	.....	.....	.....
Military Retirement.....	2,601	4,215	-1,615	77,967	25,250	52,717	240,807	292,184	290,720
Railroad Retirement.....	847	1,015	-169	5,036	6,425	-1,388	2,311	2,593	2,583
Unemployment .....	1,077	15,438	-14,361	54,957	79,157	-24,200	19,628	15,107	13,794
Veterans Life Insurance.....	16	129	-112	296	562	-266	10,761	10,615	10,497
All Other Trust .....	660	387	273	3,252	2,613	639	19,979	20,099	20,483
<b>Total Trust Fund Receipts and Outlays and Investments Held from Table 6-D.....</b>	<b>102,171</b>	<b>136,262</b>	<b>-34,091</b>	<b>831,066</b>	<b>783,764</b>	<b>47,302</b>	<b>4,013,752</b>	<b>4,098,559</b>	<b>4,076,306</b>
Less: Interfund Transactions.....	33,923	33,923	.....	400,673	400,673	.....	.....	.....	.....
Trust Fund Receipts and Outlays on the Basis of Tables 4 & 5.....	68,249	102,339	-34,091	430,394	383,091	47,302			
<b>Total Federal Fund Receipts and Outlays.....</b>	<b>85,187</b>	<b>116,483</b>	<b>-31,296</b>	<b>523,870</b>	<b>1,288,162</b>	<b>-764,292</b>			
Less: Interfund Transactions.....	77	77	.....	368	368	.....			
Federal Fund Receipts and Outlays on the Basis of Table 4 & 5.....	85,110	116,406	-31,296	523,502	1,287,794	-764,292			
<b>Net Budget Receipts &amp; Outlays .....</b>	<b>153,358</b>	<b>218,745</b>	<b>-65,387</b>	<b>953,896</b>	<b>1,670,885</b>	<b>-716,990</b>			

Note: Interfund receipts and outlays are transactions between Federal funds and trust funds such as Federal payments and contributions, and interest and profits on investments in Federal securities. They have no net effect on overall budget receipts and outlays since the receipt side of such transactions is offset against budget outlays. In this table, Interfund receipts are shown as an adjustment to arrive at total receipts and outlays of trust funds respectively.

... No Transactions  
Note: Details may not add to totals due to rounding.

**Table 9. Summary of Receipts by Source, and Outlays by Function of the U.S. Government, March 2010 and Other Periods**

Classification	[\$ millions]		
	This Month	Fiscal Year to Date	Comparable Period Prior Fiscal Year
<b>Receipts</b>			
Individual Income Taxes.....	59,503	393,506	429,701
Corporation Income Taxes.....	8,578	53,969	56,236
<b>Social Insurance and Retirement Receipts:</b>			
Employment and General Retirement.....	63,274	395,845	417,848
Unemployment Insurance.....	693	10,780	10,059
Other Retirement .....	318	2,046	2,077
Excise Taxes .....	6,782	29,588	28,701
Estate and Gift Taxes .....	2,829	9,344	12,106
Customs Duties .....	1,942	11,632	12,185
Miscellaneous Receipts.....	9,438	47,184	20,797
<b>Total.....</b>	<b>153,358</b>	<b>953,896</b>	<b>989,712</b>
<b>Net Outlays</b>			
National Defense.....	63,869	349,982	329,552
International Affairs.....	3,409	22,759	17,327
General Science, Space, and Technology.....	2,663	14,511	14,018
Energy .....	1,043	3,915	222
Natural Resources and Environment .....	3,425	19,310	15,689
Agriculture .....	3,647	18,778	21,360
Commerce and Housing Credit.....	-105,949	-124,383	198,814
Transportation .....	6,471	42,302	38,067
Community and Regional Development.....	2,269	12,356	16,400
Education, Training, Employment and Social Services.....	12,383	70,230	45,591
Health.....	32,564	181,412	155,940
Medicare.....	39,159	218,479	206,290
Income Security.....	65,904	345,423	271,590
Social Security.....	58,331	347,427	324,172
Veterans Benefits and Services.....	9,828	53,820	46,172
Administration of Justice.....	4,684	27,512	25,847
General Government.....	1,639	8,514	8,836
Net Interest.....	19,280	105,732	94,906
Undistributed Offsetting Receipts .....	-5,873	-47,194	-59,689
<b>Total.....</b>	<b>218,745</b>	<b>1,670,885</b>	<b>1,771,103</b>

Note: Details may not add to totals due to rounding.

# Explanatory Notes

## 1. Flow of Data into Monthly Treasury Statement

The *Monthly Treasury Statement (MTS)* is assembled from data in the central accounting system. The major sources of data include monthly accounting reports by Federal entities and disbursing officers, and daily reports from the Federal Reserve banks. These reports detail accounting transactions affecting receipts and outlays of the Federal Government and off-budget Federal entities, and their related effect on the assets and liabilities of the U.S. Government. Information is presented in the *MTS* on a modified cash basis.

## 2. Notes on Receipts

Receipts included in the report are classified into the following major categories: (1) budget receipts and (2) offsetting collections (also called applicable receipts). Budget receipts are collections from the public that result from the exercise of the Government's sovereign or governmental powers, excluding receipts offset against outlays. These collections, also called governmental receipts, consist mainly of tax receipts (including social insurance taxes), receipts from court fines, certain licenses, and deposits of earnings by the Federal Reserve System. Refunds of receipts are treated as deductions from gross receipts.

Offsetting collections are from other Government accounts or the public that are of a business-type or market-oriented nature. They are classified into two major categories: (1) offsetting collections credited to appropriations or fund accounts, and (2) offsetting receipts (i.e., amounts deposited in receipt accounts). Collections credited to appropriation or fund accounts normally can be used without appropriation action by Congress. These occur in two instances: (1) when authorized by law, amounts collected for materials or services are treated as reimbursements to appropriations and (2) in the three types of revolving funds (public enterprise, intra governmental, and trust); collections are netted against spending, and outlays are reported as the net amount.

Offsetting receipts in receipt accounts cannot be used without being appropriated. They are subdivided into two categories: (1) proprietary receipts - these collections are from the public and they are offset against outlays by agency and by function, and (2) intra governmental funds - these are payments into receipt accounts from Governmental appropriation or fund accounts. The transactions may be intrabudgetary when the payment and receipt both occur within the budget or from receipts from off-budget Federal entities in those cases where payment is made by a Federal entity whose budget authority and outlays are excluded from the budget totals.

Intrabudgetary transactions are subdivided into three categories: (1) interfund transactions, where the payments are from one fund group (either Federal funds or trust funds) to a receipt account in the other fund group; (2) Federal intrafund transactions, where the payments and receipts both occur within the Federal fund group; and (3) trust intrafund transactions, where the payments and receipts both occur within the trust fund group.

Offsetting receipts are generally deducted from budget authority and outlays by function, by subfunction, or by agency. There are four types of receipts, however, that are deducted from budget totals as undistributed offsetting receipts. They are: (1) agencies' payments (including payments by off-budget Federal entities) as employers into employees retirement funds, (2) interest received by trust funds, (3) rents and royalties on the Outer Continental Shelf lands, and (4) other interest (i.e., interest collected on Outer Continental Shelf money in deposit funds when such money is transferred into the budget).

## 3. Notes on Outlays

Outlays are generally accounted for on the basis of checks issued, electronic funds transferred, or cash payments made. Certain outlays do not require issuance of cash or checks. An example is charges made against appropriations for that part of employees' salaries withheld for taxes or savings bond allotments - these are counted as payments to the employee and credits for whatever purpose the money was withheld. Outlays are stated net of offsetting collections (including receipts of revolving and management funds) and of refunds. Interest on the public debt (public issues) is recognized on the accrual basis. Federal credit programs subject to the Federal Credit Reform Act of 1990 use the cash basis of accounting and are divided into two components. The portion of

the credit activities that involve a cost to the Government (mainly subsidies) is included within the budget program accounts. The remaining portion of the credit activities are in non-budget financing accounts. Outlays of off-budget Federal entities are excluded by law from budget totals. However, they are shown separately and combined with the on-budget outlays to display total Federal outlays.

## 4. Processing

The data on payments and collections are reported by account symbol into the central accounting system. In turn, the data are extracted from this system for use in the preparation of the *MTS*.

There are two major checks which are conducted to assure consistency of the data reported:

1. Verification of payment data. The monthly payment activity reported by Federal entities on the Statements of Transactions is compared to the payment activity of Federal entities as reported by disbursing officers.
2. Verification of collection data. Reported collections appearing on Statements of Transactions are compared to deposits as reported by Federal Reserve Banks.

## 5. Other Sources of Information About Federal Government Financial Activities

- *A Glossary of Terms Used in the Federal Budget Process, 2005* (Available from the U.S. Government Accountability Office, at <http://www.gao.gov/new.items/do5734sp.pdf>/September, or by calling 202-512-6000. This glossary provides a basic reference document of standardized definitions of terms used by the Federal Government in the budget making process.
- *Daily Treasury Statement* (Available on the internet at <http://www.fms.treas.gov/dts/>). *The Daily Treasury Statement* is published each working day of the Federal Government and provides data on the cash and debt operations of the Treasury.
- *Monthly Statement of the Public Debt of the United States* (Available on the internet at <http://www.treasurydirect.gov/govt/reports/pd/mspd/nspd.htm>). This publication provides detailed information concerning the public debt.
- *Treasury Bulletin* (Available from GPO, Washington, D.C. 20401 on a subscription or single copy and on the internet at <http://fms.treas.gov/bulletin/index.html>). Quarterly, contains a mix of narrative, tables, and charts on Treasury issues, Federal financial operations, international statistics, and special reports.
- *Budget of the United States Government, Fiscal Year 20\_\_* (Available from GPO, Washington, D.C. 20401 on a subscription basis only and on the internet at <http://www.access.gpo.gov/usbudget>). This publication is a single volume which provides budget information and contains:
  - *Appendix, The Budget of the United States Government, FY 20\_\_*
  - *The United States Budget in Brief, FY 20\_\_*
  - *Analytical Perspectives*
  - *Historical Tables*
- *Combined Statement of Receipts, Outlays, and Balances of the United States Government* (Available from Financial Management Services, U.S. Department of Treasury, Washington, D.C. 20227 and on the internet at <http://fms.treas.gov/annualreport/index.html>). This report includes budgetary results at the summary level and presents individual receipt and appropriation accounts at the detail level.

**Scheduled Release**

**The release date for the April 2010 Statement  
will be 2:00 p.m. EST May 12, 2010.**

The Monthly Treasury Statement is available on the Department of Commerce's Economic Bulletin Board.  
For information call (202) 482-1986.

Internet service subscribers can access the current issue of the Monthly Treasury Statement through the  
Financial Management Service's website:

<http://www.fms.treas.gov/mts/index.html>