

# Monthly Treasury Statement

of Receipts and Outlays  
of the United States Government

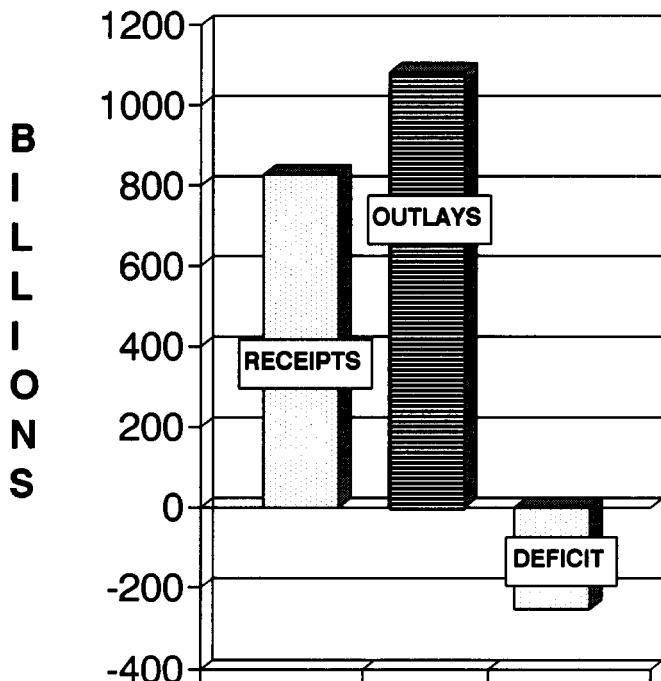
For Fiscal Year 2003 Through **March 31, 2003**, and Other Periods

## Highlight

This publication includes the Department of Homeland Security, established March 1, 2003.

This month's publication has been realigned to the *FY 2004 Budget*, released by the Office of Management and Budget on February 3, 2003.

### RECEIPTS, OUTLAYS, AND SURPLUS/DEFICIT THROUGH MARCH 2003



#### Contents

Summary, page 2

Receipts, page 6

Outlays, page 7

Means of financing, page 20

Receipts/outlays by month, page 28

Federal trust funds/securities, page 30

Receipts by source/outlays by  
function, page 30

Explanatory notes, page 31

Compiled and Published by

*Department of the Treasury*  
**Financial Management Service**

# Introduction

The *Monthly Treasury Statement of Receipts and Outlays of the United States Government (MTS)* is prepared by the Financial Management Service, Department of the Treasury, and after approval by the Fiscal Assistant Secretary of the Treasury, is normally released on the 14th workday of the month following the reporting month. The publication is based on data provided by Federal entities, disbursing officers, and Federal Reserve banks.

## Audience

The *MTS* is published to meet the needs of: Those responsible for or interested in the cash position of the Treasury; Those who are responsible for or interested in the Government's budget results; and individuals and businesses whose operations depend upon or are related to the Government's financial operations.

## Disclosure Statement

This statement summarizes the financial activities of the Federal Government and off-budget Federal entities conducted in accordance with the Budget of the U.S. Government, i.e., receipts and outlays of funds, the surplus or deficit, and the means of financing the deficit or disposing of the surplus. Information is presented on a modified cash basis: receipts are accounted for on the basis of collections; refunds of receipts are treated as deductions from gross receipts; revolving and

management fund receipts, reimbursements and refunds of monies previously expended are treated as deductions from gross outlays; and interest on the public debt (public issues) is recognized on the accrual basis. Major information sources include accounting data reported by Federal entities, disbursing officers, and Federal Reserve banks.

## Triad of Publications

The *MTS* is part of a triad of Treasury financial reports. The *Daily Treasury Statement* is published each working day of the Federal Government. It provides data on the cash and debt operations of the Treasury based upon reporting of the Treasury account balances by Federal Reserve banks. The *MTS* is a report of Government receipts and outlays, based on agency reporting. The *Combined Statement of Receipts, Outlays, and Balances of the United States Government* is the official publication of the detailed receipts and outlays of the Government. It is published annually in accordance with legislative mandates given to the Secretary of the Treasury.

## Data Sources and Information

The Explanatory Notes section of this publication provides information concerning the flow of data into the *MTS* and sources of information relevant to the *MTS*.

**Table 1. Summary of Receipts, Outlays, and the Deficit/Surplus of the U.S. Government, Fiscal Years 2002 and 2003, by Month**

[\$ millions]			
Period	Receipts	Outlays	Deficit/Surplus (-)
<b>FY 2002</b>			
October .....	157,163	164,819	7,656
November .....	121,233	175,500	54,267
December .....	187,914	161,347	-26,567
January .....	203,452	159,723	-43,729
February .....	97,962	174,018	76,056
March .....	111,220	175,458	64,238
April .....	237,426	170,257	-67,170
May .....	102,496	183,127	80,631
June .....	182,633	153,562	-29,071
July .....	134,409	163,568	29,159
August .....	124,619	179,328	54,709
September .....	192,698	150,310	-42,388
<b>Year-to-Date .....</b>	<b><u>1,853,225</u></b>	<b><u>12,011,016</u></b>	<b><u>1157,791</u></b>
<b>FY 2003</b>			
October .....	124,557	178,549	53,992
November .....	120,037	179,135	59,099
December .....	182,799	178,426	-4,373
January .....	187,897	176,786	-11,111
February .....	89,496	185,826	96,330
March .....	120,371	179,082	58,711
<b>Year-to-Date .....</b>	<b><u>825,156</u></b>	<b><u>1,077,805</u></b>	<b><u>252,649</u></b>

<sup>1</sup>The receipt, outlay and deficit figures differ from the *FY 2004 Budget*, released by the Office of Management and Budget on February 3, 2003 by \$11 million due mainly to revisions in the data following the release of the Final Monthly Treasury Statement.

Note: Details may not add to totals due to rounding.

**Table 2. Summary of Budget and Off-Budget Results and Financing of the U.S. Government, March 2003 and Other Periods**

[\$ millions]

Classification	This Month	Current Fiscal Year to Date	Budget Estimates Full Fiscal Year <sup>1</sup>	Prior Fiscal Year to Date (2002)	Budget Estimates Next Fiscal Year (2004) <sup>1</sup>
Total on-budget and off-budget results:					
Total receipts .....	120,371	825,156	1,836,218	878,943	1,922,025
On-budget receipts .....	76,051	572,341	1,304,653	632,571	1,365,857
Off-budget receipts .....	44,320	252,815	531,565	246,372	556,168
Total outlays .....	179,082	1,077,805	2,140,377	1,010,864	2,229,425
On-budget outlays .....	140,980	902,452	1,772,280	840,195	1,847,924
Off-budget outlays .....	38,102	175,353	368,097	170,669	381,501
Total surplus (+) or deficit (-) .....	-58,711	-252,649	-304,159	-131,920	-307,400
On-budget surplus (+) or deficit (-) .....	-64,929	-330,111	-467,627	-207,623	-482,067
Off-budget surplus (+) or deficit (-) .....	+6,217	+77,462	+163,468	+75,703	+174,667
Total on-budget and off-budget financing .....	58,711	252,649	304,159	131,920	307,400
Means of financing:					
Borrowing from the public .....	29,215	160,407	338,011	110,298	287,624
Reduction of operating cash, increase (-) .....	-4,695	47,635	10,886	30,125	.....
By other means .....	34,192	44,606	-44,738	-8,502	19,776

<sup>1</sup>These figures are based on the *FY 2004 Budget*, released by the Office of Management and Budget on February 3, 2003.

... No Transactions.  
Note: Details may not add to totals due to rounding.

**Figure 1. Monthly Receipts, Outlays, and Budget Deficit/Surplus of the U.S. Government, Fiscal Years 2002 and 2003**

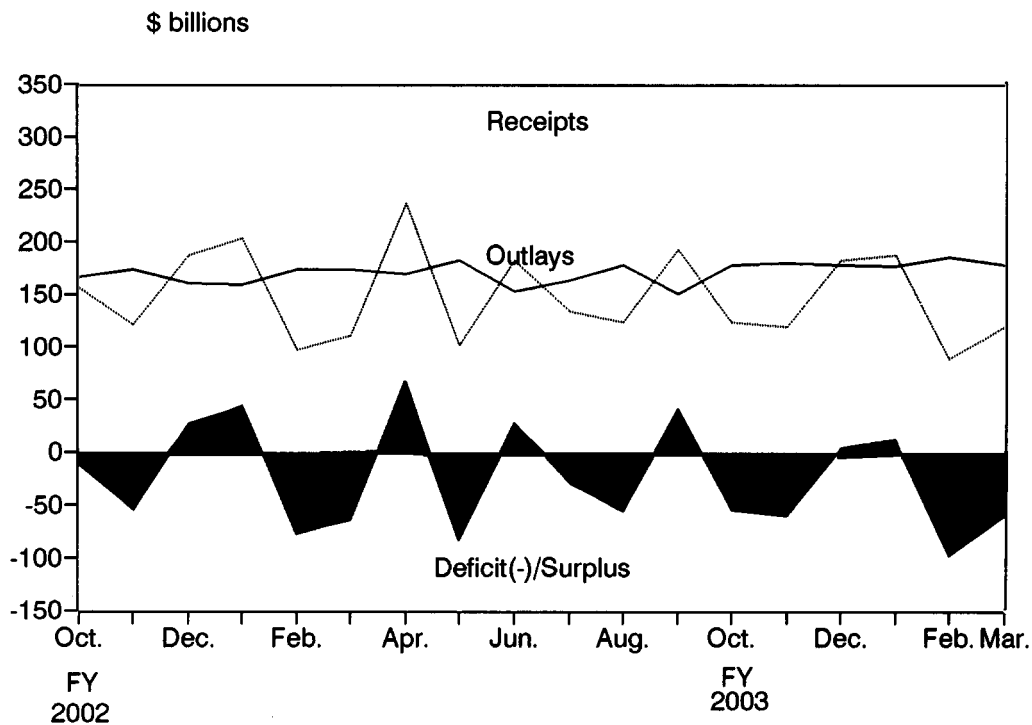


Figure 2. Monthly Receipts of the U.S. Government, by Source, Fiscal Years 2002 and 2003

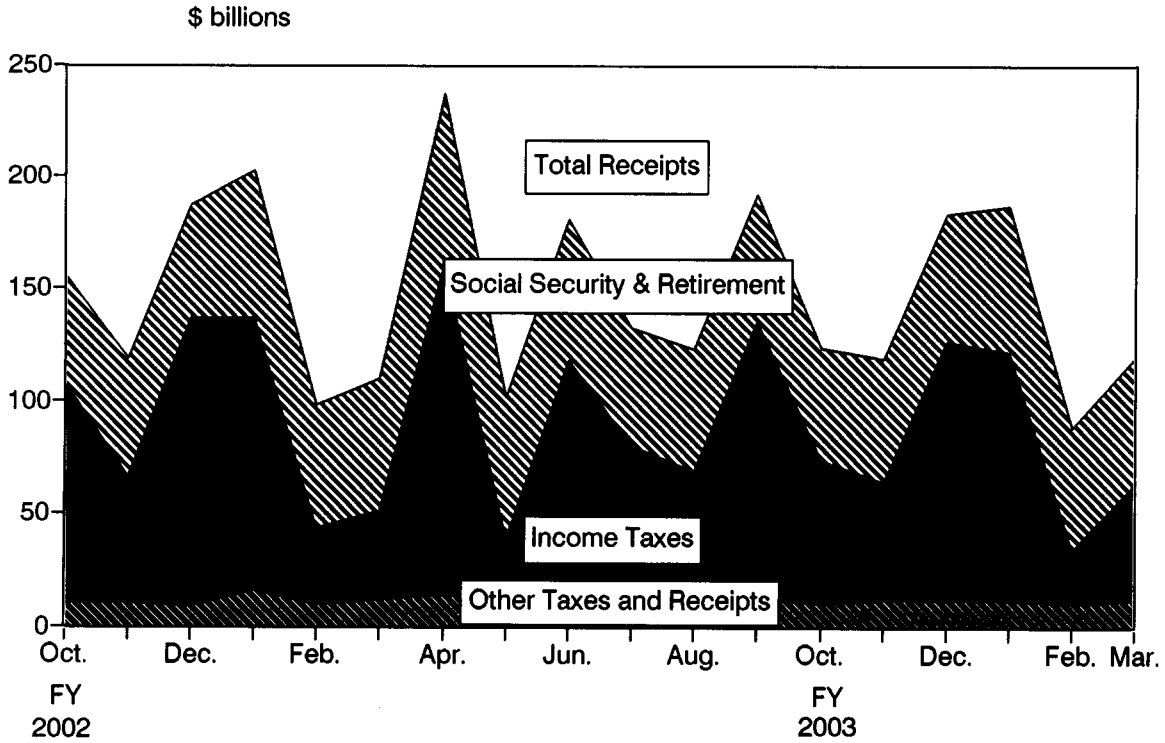
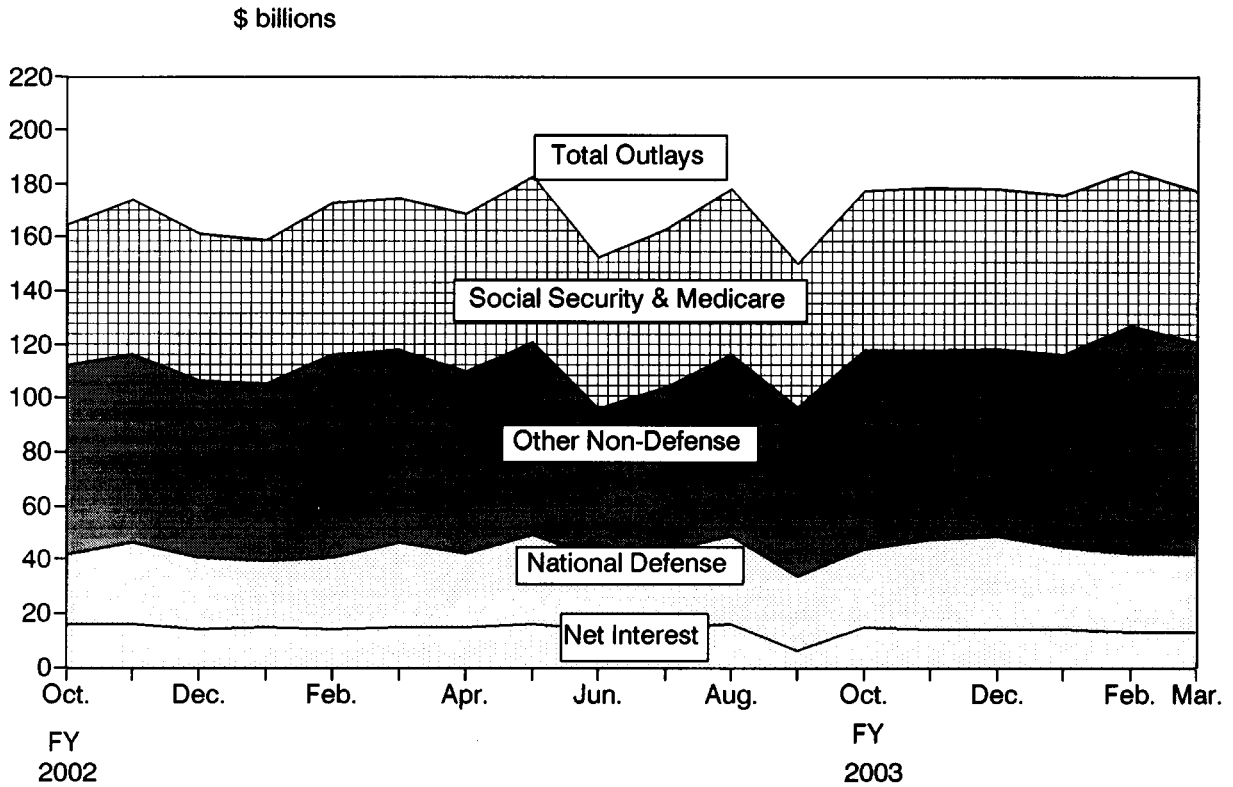


Figure 3. Monthly Outlays of the U.S. Government, by Function, Fiscal Years 2002 and 2003



**Table 3. Summary of Receipts and Outlays of the U.S. Government, March 2003 and Other Periods**

[\$ millions]

Classification	This Month	Current Fiscal Year to Date	Comparable Prior Period Year to Date	Budget Estimates Full Fiscal Year <sup>1</sup>
<b>Budget Receipts</b>				
Individual income taxes .....	40,604	372,076	399,204	849,053
Corporation income taxes .....	11,585	44,566	78,334	143,186
Social insurance and retirement receipts:				
Employment and general retirement (off-budget) .....	44,320	252,815	246,372	531,565
Employment and general retirement (on-budget) .....	11,099	75,327	76,238	156,267
Unemployment insurance .....	315	8,056	7,619	34,230
Other retirement .....	387	2,303	2,281	4,531
Excise taxes .....	4,689	31,361	30,569	68,416
Estate and gift taxes .....	1,941	11,058	12,931	20,209
Customs duties .....	1,577	9,631	8,919	19,052
Miscellaneous receipts .....	3,856	17,964	16,475	34,709
Adjustment for revenue uncertainty .....	.....	.....	.....	-25,000
<b>Total Receipts .....</b>	<b>120,371</b>	<b>825,156</b>	<b>878,943</b>	<b>1,836,218</b>
<b>(On-budget) .....</b>	<b>76,051</b>	<b>572,341</b>	<b>632,571</b>	<b>1,304,653</b>
<b>(Off-budget) .....</b>	<b>44,320</b>	<b>252,815</b>	<b>246,372</b>	<b>531,565</b>
<b>Budget Outlays</b>				
Legislative Branch .....	340	1,753	1,593	3,961
Judicial Branch .....	380	2,522	2,375	5,419
Department of Agriculture .....	5,591	44,225	43,679	72,773
Department of Commerce .....	464	2,742	2,628	5,790
Department of Defense-Military .....	28,889	180,909	160,234	358,155
Department of Education .....	9,087	32,903	22,843	59,481
Department of Energy .....	1,713	9,799	9,864	19,796
Department of Health and Human Services .....	37,742	246,477	225,499	502,013
Department of Homeland Security .....	2,366	15,266	7,480	28,155
Department of Housing and Urban Development .....	2,808	18,262	17,838	37,987
Department of the Interior .....	705	3,899	5,213	10,357
Department of Justice .....	1,971	10,332	10,211	22,156
Department of Labor .....	6,173	34,892	27,773	70,746
Department of State .....	791	4,903	5,377	10,977
Department of Transportation .....	3,313	20,447	26,967	52,280
Department of the Treasury:				
Interest on Treasury debt securities (gross) .....	13,418	160,635	164,414	328,316
Other .....	10,411	37,581	33,081	40,487
Department of Veterans Affairs .....	2,973	27,874	24,503	56,946
Corps of Engineers .....	351	2,528	2,400	4,146
Other Defense Civil Programs .....	3,566	20,103	17,527	40,148
Environmental Protection Agency .....	706	3,850	3,639	7,958
Executive Office of the President .....	26	160	279	334
General Services Administration .....	304	50	-74	424
International Assistance Program .....	1,824	7,211	10,133	13,020
National Aeronautics and Space Administration .....	1,249	6,820	6,997	14,599
National Science Foundation .....	339	2,094	1,890	4,853
Office of Personnel Management .....	4,549	26,841	26,202	55,793
Small Business Administration .....	32	363	355	1,553
Social Security Administration .....	39,298	249,348	239,526	509,910
Other independent agencies .....	2,077	6,185	6,441	10,756
Allowances .....	.....	.....	.....	-1,125
Undistributed offsetting receipts:				
Interest .....	-77	-77,439	-74,357	-157,501
Other .....	-4,298	-25,732	-21,667	-50,286
<b>Total outlays .....</b>	<b>179,082</b>	<b>1,077,805</b>	<b>1,010,864</b>	<b>2,140,377</b>
<b>(On-budget) .....</b>	<b>140,980</b>	<b>902,452</b>	<b>840,195</b>	<b>1,772,280</b>
<b>(Off-budget) .....</b>	<b>38,102</b>	<b>175,353</b>	<b>170,669</b>	<b>368,097</b>
<b>Surplus (+) or deficit (-) .....</b>	<b>-58,711</b>	<b>-252,649</b>	<b>-131,920</b>	<b>-304,159</b>
<b>(On-budget) .....</b>	<b>-64,929</b>	<b>-330,111</b>	<b>-207,623</b>	<b>-467,627</b>
<b>(Off-budget) .....</b>	<b>+6,217</b>	<b>+77,462</b>	<b>+75,703</b>	<b>+163,468</b>

<sup>1</sup>These figures are based on the *FY 2004 Budget*, released by the Office of Management and Budget on February 3, 2003.

... No Transactions.  
Note: Details may not add to totals due to rounding.

**Table 4. Receipts of the U.S. Government, March 2003 and Other Periods**

[\$ millions]

Classification	This Month			Current Fiscal Year to Date			Prior Fiscal Year to Date		
	Gross Receipts	Refunds (Deduct)	Receipts	Gross Receipts	Refunds (Deduct)	Receipts	Gross Receipts	Refunds (Deduct)	Receipts
<b>Individual income taxes:</b>									
Withheld .....	169,540			394,383			408,602		
Presidential Election Campaign Fund .....	15			22			28		
Other .....	15,588			67,891			77,788		
<b>Total—Individual income taxes .....</b>	<b>75,142</b>	<b>34,538</b>	<b>40,604</b>	<b>462,297</b>	<b>90,221</b>	<b>372,076</b>	<b>486,419</b>	<b>87,214</b>	<b>399,204</b>
<b>Corporation income taxes .....</b>	<b>21,861</b>	<b>10,277</b>	<b>11,585</b>	<b>83,506</b>	<b>38,940</b>	<b>44,566</b>	<b>110,542</b>	<b>32,208</b>	<b>78,334</b>
<b>Social insurance and retirement receipts:</b>									
Employment and general retirement:									
Federal old-age and survivors ins. trust fund:									
Federal Insurance Contributions Act taxes .....	138,351		38,351	213,498		213,498	207,789		207,789
Self-Employment Contributions Act taxes .....	1593		593	5,453		5,453	5,428		5,428
Deposits by States .....				(*)		(*)	(*)		(*)
Adjustments attributable to prior years .....	1-1,055		-1,055	-2,832		-2,832	-2,596		-2,596
<b>Total—FOASI trust fund .....</b>	<b>37,889</b>		<b>37,889</b>	<b>216,119</b>		<b>216,119</b>	<b>210,621</b>		<b>210,621</b>
Federal disability insurance trust fund:									
Federal Insurance Contributions Act taxes .....	16,513		6,513	36,254		36,254	35,286		35,286
Self-Employment Contributions Act taxes .....	101		101	926		926	922		922
Deposits by States .....				(*)		(*)	(*)		(*)
Adjustments attributable to prior years .....	1-183		-183	-484		-484	-456		-456
<b>Total—FDI trust fund .....</b>	<b>6,431</b>		<b>6,431</b>	<b>36,696</b>		<b>36,696</b>	<b>35,752</b>		<b>35,752</b>
Federal hospital insurance trust fund:									
Federal Insurance Contributions Act taxes .....	11,603		11,603	72,357		72,357	71,859		71,859
Self-Employment Contributions Act taxes .....	1274		274	2,291		2,291	2,271		2,271
Receipts from Railroad Retirement Board .....									
Deposits by States .....				(*)		(*)	(*)		(*)
Adjustments attributable to prior years .....	1-1,203		-1,203	-1,539		-1,539	-186		-186
<b>Total—FHI trust fund .....</b>	<b>10,674</b>		<b>10,674</b>	<b>73,109</b>		<b>73,109</b>	<b>73,944</b>		<b>73,944</b>
Railroad retirement:									
Rail pension and supplemental annuity .....	263	(*)	262	1,190	1	1,189	1,264	3	1,261
Social Security equivalent account .....	162	(*)	162	1,030	1	1,029	1,036	3	1,033
<b>Total—Employment and general retirement: .....</b>	<b>55,419</b>	<b>(*)</b>	<b>55,418</b>	<b>328,143</b>	<b>2</b>	<b>328,141</b>	<b>322,616</b>	<b>5</b>	<b>322,610</b>
Unemployment insurance:									
Deposits by States .....	247		247	6,250		6,250	5,747		5,747
Federal Unemployment Tax Act taxes .....	80	13	67	1,774	35	1,740	1,874	38	1,836
Railroad unemployment taxes .....	(*)		(*)	66		66	36		36
Railroad debt repayment .....									
<b>Total—Unemployment insurance .....</b>	<b>327</b>	<b>13</b>	<b>315</b>	<b>8,091</b>	<b>35</b>	<b>8,056</b>	<b>7,657</b>	<b>38</b>	<b>7,619</b>
Other retirement:									
Federal employees retirement – employee share .....	383		383	2,277		2,277	2,250		2,250
Non-federal employees retirement .....	4		4	26		26	31		31
<b>Total—Other retirement .....</b>	<b>387</b>		<b>387</b>	<b>2,303</b>		<b>2,303</b>	<b>2,281</b>		<b>2,281</b>
<b>Total—Social insurance and retirement receipts .....</b>	<b>56,133</b>	<b>13</b>	<b>56,120</b>	<b>338,537</b>	<b>36</b>	<b>338,501</b>	<b>332,554</b>	<b>44</b>	<b>332,510</b>
<b>Excise taxes:</b>									
Miscellaneous excise taxes .....	1,317	375	942	13,345	432	12,913	12,794	429	12,365
Airport and airway trust fund .....	611		611	3,607	13	3,594	4,119	29	4,089
Highway trust fund .....	3,093		3,093	14,892	272	14,621	14,260	389	13,871
Black lung disability trust fund .....	42		42	233		233	243		243
<b>Total—Excise taxes .....</b>	<b>5,063</b>	<b>375</b>	<b>4,689</b>	<b>32,077</b>	<b>716</b>	<b>31,361</b>	<b>31,415</b>	<b>847</b>	<b>30,569</b>
<b>Estate and gift taxes .....</b>	<b>1,999</b>	<b>59</b>	<b>1,941</b>	<b>11,476</b>	<b>418</b>	<b>11,058</b>	<b>13,284</b>	<b>353</b>	<b>12,931</b>
<b>Customs duties .....</b>	<b>1,659</b>	<b>82</b>	<b>1,577</b>	<b>10,339</b>	<b>708</b>	<b>9,631</b>	<b>9,465</b>	<b>545</b>	<b>8,919</b>
<b>Miscellaneous Receipts:</b>									
Deposits of earnings by Federal Reserve Banks .....	1,469		1,469	11,424		11,424	11,038		11,038
Universal service fund .....	425		425	2,549		2,549	2,769		2,769
All other .....	2,024	62	1,962	4,153	163	3,991	2,753	85	2,668
<b>Total — Miscellaneous receipts .....</b>	<b>3,917</b>	<b>62</b>	<b>3,856</b>	<b>18,127</b>	<b>163</b>	<b>17,964</b>	<b>16,560</b>	<b>85</b>	<b>16,475</b>
<b>Total — Receipts .....</b>	<b>165,775</b>	<b>45,404</b>	<b>120,371</b>	<b>956,358</b>	<b>131,202</b>	<b>825,156</b>	<b>1,000,239</b>	<b>121,296</b>	<b>878,943</b>
<b>Total — On-budget .....</b>	<b>121,455</b>	<b>45,404</b>	<b>76,051</b>	<b>703,543</b>	<b>131,202</b>	<b>572,341</b>	<b>753,867</b>	<b>121,296</b>	<b>632,571</b>
<b>Total — Off-budget .....</b>	<b>44,320</b>		<b>44,320</b>	<b>252,815</b>		<b>252,815</b>	<b>246,372</b>		<b>246,372</b>

<sup>1</sup>In accordance with the Social Security Act as amended: "Individual income taxes, Withheld" have been increased and "Federal Insurance Contribution Act Taxes" correspondingly decreased by \$2,788 million to correct estimates for the quarter ending March 31, 2002. "Individual income taxes, Other" have been decreased and "Self-Employment Contribution Act Taxes" correspondingly increased by \$347 million to correct estimates for calendar year 2000 and prior.

... No Transactions.

(\*) Less than \$500,000.

Note: Details may not add to totals due to rounding.

**Table 5. Outlays of the U.S. Government, March 2003 and Other Periods**  
 [\$ millions]

Classification	This Month			Current Fiscal Year to Date			Prior Fiscal Year to Date		
	Gross Outlays	Applicable Receipts	Outlays	Gross Outlays	Applicable Receipts	Outlays	Gross Outlays	Applicable Receipts	Outlays
<b>Legislative Branch:</b>									
Senate .....	52	(**)	52	314	1	312	279	1	278
House of Representatives .....	94	(**)	94	512	(**)	512	485	(**)	484
Joint items .....	9	.....	9	42	.....	42	41	.....	41
Capitol Police .....	11	.....	11	60	.....	60	19	.....	19
Congressional Budget Office .....	3	.....	3	15	.....	15	14	.....	14
Architect of the Capitol .....	66	1	65	201	4	197	129	3	126
Library of Congress .....	49	1	49	295	4	291	344	7	337
Government Printing Office .....	3	.....	3	81	.....	81	84	.....	84
General Accounting Office .....	48	.....	48	213	.....	213	193	.....	193
United States Tax Court .....	3	.....	3	18	.....	18	16	.....	16
Other Legislative Branch agencies .....	4	.....	4	21	.....	21	28	.....	28
Proprietary receipts from the public .....	.....	(**)	(**)	.....	6	-6	.....	25	-25
Intrabudgetary transactions .....	-1	.....	-1	-5	.....	-5	-5	.....	-5
<b>Total—Legislative Branch .....</b>	<b>343</b>	<b>3</b>	<b>340</b>	<b>1,768</b>	<b>16</b>	<b>1,753</b>	<b>1,628</b>	<b>36</b>	<b>1,593</b>
<b>Judicial Branch:</b>									
Supreme Court of the United States .....	4	.....	4	25	.....	25	23	.....	23
Courts of Appeals, District Courts, and other judicial services .....	366	.....	366	2,425	.....	2,425	2,493	.....	2,493
Other .....	46	.....	46	120	.....	120	122	.....	122
Proprietary receipts from the public .....	.....	1	-1	.....	13	-13	.....	7	-7
Intrabudgetary transactions .....	-35	.....	-35	-35	.....	-35	-255	.....	-255
<b>Total—Judicial Branch .....</b>	<b>381</b>	<b>1</b>	<b>380</b>	<b>2,535</b>	<b>13</b>	<b>2,522</b>	<b>2,383</b>	<b>7</b>	<b>2,375</b>
<b>Department of Agriculture:</b>									
Agricultural Research Service .....	109	.....	109	546	.....	546	491	.....	491
Cooperative State Research, Education, and Extension Service:									
Research and education activities .....	56	.....	56	256	.....	256	236	.....	236
Extension activities .....	49	.....	49	202	.....	202	207	.....	207
Other .....	7	.....	7	49	.....	49	35	.....	35
Animal and Plant Health Inspection Service .....	103	.....	103	558	.....	558	425	.....	425
Food Safety and Inspection Service .....	78	.....	78	345	.....	345	335	.....	335
Agricultural Marketing Service .....	50	.....	50	1,183	(**)	1,182	415	2	413
Risk Management Agency:									
Administrative and operating expenses .....	7	.....	7	35	.....	35	33	.....	33
Federal crop insurance corporation fund .....	266	39	227	2,905	785	2,120	2,364	790	1,573
Farm Service Agency:									
Salaries and expenses .....	-142	.....	-142	354	.....	354	341	.....	341
Commodity Credit Corporation .....	1,823	1,285	538	21,505	6,631	14,875	23,170	6,332	16,837
Agricultural credit insurance fund .....	321	77	244	398	498	-100	1,656	551	1,104
Other .....	3	.....	3	33	.....	33	20	.....	20
<b>Total—Farm Service Agency .....</b>	<b>2,005</b>	<b>1,362</b>	<b>643</b>	<b>22,290</b>	<b>7,128</b>	<b>15,162</b>	<b>25,187</b>	<b>6,883</b>	<b>18,303</b>
Natural Resources Conservation Service:									
Conservation operations .....	103	.....	103	407	.....	407	391	.....	391
Other .....	38	.....	38	194	.....	194	132	.....	132
Rural Development .....	115	.....	115	647	.....	647	190	.....	190
Rural Housing Service:									
Rural housing insurance fund .....	76	156	-80	374	874	-500	786	930	-145
Rental assistance program .....	63	.....	63	351	.....	351	321	.....	321
Other .....	8	.....	8	34	.....	34	35	.....	35
Rural Utilities Service:									
Rural electrification and telecommunications fund .....	373	318	55	527	1,215	-688	586	1,266	-680
Rural development insurance fund .....	22	30	-7	47	227	-179	143	217	-73
Other .....	4	15	-12	34	73	-39	36	116	-80
Foreign Agricultural Service .....	53	.....	53	174	.....	174	225	.....	225
Food and Nutrition Service:									
Food stamp program .....	2,111	.....	2,111	12,360	.....	12,360	10,878	.....	10,878
Child nutrition programs .....	1,011	.....	1,011	6,005	.....	6,005	5,721	.....	5,721
Special supplemental nutrition program for women, infants, and children (WIC) .....	399	.....	399	2,331	.....	2,331	2,256	.....	2,256
Other .....	30	.....	30	214	.....	214	222	.....	222
<b>Total—Food and Nutrition Service .....</b>	<b>3,551</b>	<b>.....</b>	<b>3,551</b>	<b>20,910</b>	<b>.....</b>	<b>20,910</b>	<b>19,078</b>	<b>.....</b>	<b>19,078</b>
Forest Service:									
National forest system .....	134	.....	134	671	.....	671	602	.....	602
Wildland fire management .....	108	.....	108	672	.....	672	726	.....	726
Forest service permanent appropriations .....	11	.....	11	426	.....	426	522	.....	522
Other .....	108	.....	108	582	.....	582	600	.....	600
<b>Total—Forest Service .....</b>	<b>361</b>	<b>.....</b>	<b>361</b>	<b>2,352</b>	<b>.....</b>	<b>2,352</b>	<b>2,450</b>	<b>.....</b>	<b>2,450</b>
Other .....	60	3	56	427	20	406	287	20	266
Proprietary receipts from the public .....	.....	42	-42	.....	295	-295	.....	481	-481
Intrabudgetary transactions .....	-1	.....	-1	-4	.....	-4	-2	.....	-2
<b>Total—Department of Agriculture .....</b>	<b>7,557</b>	<b>1,965</b>	<b>5,591</b>	<b>54,842</b>	<b>10,617</b>	<b>44,225</b>	<b>54,384</b>	<b>10,705</b>	<b>43,679</b>

**Table 5. Outlays of the U.S. Government, March 2003 and Other Periods—Continued**  
[\$ millions]

Classification	This Month			Current Fiscal Year to Date			Prior Fiscal Year to Date		
	Gross Outlays	Applicable Receipts	Outlays	Gross Outlays	Applicable Receipts	Outlays	Gross Outlays	Applicable Receipts	Outlays
<b>Department of Commerce:</b>									
Economic Development Administration .....	39	(* *)	39	206	2	205	190	4	185
Bureau of the Census .....	68	.....	68	346	.....	346	306	.....	306
Promotion of Industry and Commerce .....	47	.....	47	214	.....	214	199	.....	199
<b>Science and Technology:</b>									
National Oceanic and Atmospheric Administration .....	229	(* *)	229	1,528	7	1,521	1,493	27	1,466
National Institute of Standards and Technology .....	71	.....	71	383	.....	383	371	.....	371
Other .....	18	3	15	37	15	22	60	12	48
Total—Science and Technology .....	319	3	316	1,948	23	1,925	1,924	40	1,884
Other .....	1	(* *)	1	62	1	61	53	2	51
Proprietary receipts from the public .....	.....	6	-6	.....	8	-8	.....	-2	2
Intrabudgetary transactions .....	.....	.....	.....	.....	.....	.....	.....	.....	.....
Offsetting governmental receipts .....	.....	.....	.....	.....	.....	.....	.....	.....	.....
<b>Total—Department of Commerce .....</b>	<b>473</b>	<b>9</b>	<b>464</b>	<b>2,776</b>	<b>34</b>	<b>2,742</b>	<b>2,671</b>	<b>44</b>	<b>2,628</b>
<b>Department of Defense—Military:</b>									
<b>Military Personnel:</b>									
Department of the Army .....	2,080	.....	2,080	18,981	.....	18,981	15,240	.....	15,240
Department of the Navy .....	1,815	.....	1,815	17,358	.....	17,358	14,538	.....	14,538
Department of the Air Force .....	1,621	.....	1,621	13,595	.....	13,595	11,367	.....	11,367
Total—Military Personnel .....	5,515	.....	5,515	49,934	.....	49,934	41,145	.....	41,145
<b>Operation and Maintenance:</b>									
Department of the Army .....	3,541	.....	3,541	17,107	.....	17,107	14,036	.....	14,036
Department of the Navy .....	3,231	.....	3,231	16,284	.....	16,284	13,898	.....	13,898
Department of the Air Force .....	3,461	.....	3,461	17,523	.....	17,523	14,723	.....	14,723
Defense agencies .....	3,066	.....	3,066	16,725	.....	16,725	17,766	.....	17,766
Total—Operation and Maintenance .....	13,299	.....	13,299	67,640	.....	67,640	60,423	.....	60,423
<b>Procurement:</b>									
Department of the Army .....	1,152	.....	1,152	6,080	.....	6,080	5,426	.....	5,426
Department of the Navy .....	2,115	.....	2,115	11,965	.....	11,965	11,703	.....	11,703
Department of the Air Force .....	2,078	.....	2,078	11,463	.....	11,463	12,062	.....	12,062
Defense agencies .....	198	.....	198	1,302	.....	1,302	1,166	.....	1,166
Total—Procurement .....	5,542	.....	5,542	30,809	.....	30,809	30,358	.....	30,358
<b>Research, Development, Test, and Evaluation:</b>									
Department of the Army .....	581	.....	581	3,244	.....	3,244	3,311	.....	3,311
Department of the Navy .....	916	.....	916	5,502	.....	5,502	4,810	.....	4,810
Department of the Air Force .....	1,018	.....	1,018	8,192	.....	8,192	7,441	.....	7,441
Defense agencies .....	1,487	.....	1,487	8,038	.....	8,038	5,777	.....	5,777
Total—Research, Development, Test, and Evaluation .....	4,002	.....	4,002	24,976	.....	24,976	21,339	.....	21,339
<b>Military Construction:</b>									
Department of the Army .....	163	.....	163	977	.....	977	660	.....	660
Department of the Navy .....	43	.....	43	444	.....	444	417	.....	417
Department of the Air Force .....	111	.....	111	614	.....	614	440	.....	440
Defense agencies .....	2	.....	2	627	.....	627	863	.....	863
Total—Military Construction .....	319	.....	319	2,661	.....	2,661	2,380	.....	2,380
<b>Family Housing:</b>									
Department of the Army .....	103	.....	103	601	.....	601	508	.....	508
Department of the Navy .....	118	.....	118	605	.....	605	616	.....	616
Department of the Air Force .....	103	.....	103	527	.....	527	520	.....	520
Defense agencies .....	30	(* *)	30	53	1	52	140	2	138
<b>Revolving and Management Funds:</b>									
Department of the Army .....	15	.....	15	24	.....	24	29	.....	29
Department of the Navy .....	-68	.....	-68	65	.....	65	554	.....	554
Department of the Air Force .....	.....	.....	.....	.....	.....	.....	.....	.....	.....
Defense agencies:									
Working capital fund .....	-25	.....	-25	2,342	.....	2,342	1,035	.....	1,035
Other .....	-33	(* *)	-33	74	(* *)	74	93	(* *)	93
Other .....	-15	.....	-15	-41	.....	-41	138	.....	138
<b>Trust funds:</b>									
Department of the Army .....	(* *)	.....	(* *)	15	.....	15	1	.....	1
Department of the Navy .....	3	.....	3	17	.....	17	18	.....	18
Department of the Air Force .....	5	1	4	16	4	12	8	4	4
Defense agencies .....	6	.....	6	36	.....	36	43	.....	43
<b>Proprietary receipts from the public:</b>									
Department of the Army .....	.....	-328	328	.....	-31	31	.....	30	-30
Department of the Navy .....	.....	-23	23	.....	-242	242	.....	-170	170
Department of the Air Force .....	.....	279	-279	.....	421	-421	.....	46	-46
Defense agencies .....	.....	74	-74	.....	239	-239	.....	430	-430



**Table 5. Outlays of the U.S. Government, March 2003 and Other Periods—Continued**  
 [\$ millions]

Classification	This Month			Current Fiscal Year to Date			Prior Fiscal Year to Date		
	Gross Outlays	Applicable Receipts	Outlays	Gross Outlays	Applicable Receipts	Outlays	Gross Outlays	Applicable Receipts	Outlays
<b>Department of Defense—Military:—Continued</b>									
Intrabudgetary transactions:									
Department of the Army .....	22	.....	22	204	.....	204	183	.....	183
Department of the Navy .....	17	.....	17	363	.....	363	477	.....	477
Department of the Air Force .....	-47	.....	-47	340	.....	340	553	.....	553
Defense agencies .....	-22	.....	-22	45	.....	45	23	.....	23
Offsetting governmental receipts:									
Department of the Army .....	.....	.....	.....	.....	2	-2	.....	1	-1
Defense agencies .....	.....	(*)	(*)	.....	(*)	(*)	.....	6	-6
<b>Total—Department of Defense—Military .....</b>	<b>28,891</b>	<b>2</b>	<b>28,889</b>	<b>181,303</b>	<b>393</b>	<b>180,909</b>	<b>160,583</b>	<b>349</b>	<b>160,234</b>
<b>Department of Education:</b>									
Office of Elementary and Secondary Education:									
Education for the disadvantaged .....	975	.....	975	5,231	.....	5,231	4,462	.....	4,462
Impact aid .....	209	.....	209	911	.....	911	823	.....	823
School improvement programs .....	591	.....	591	2,664	.....	2,664	1,621	.....	1,621
Education reform .....	31	.....	31	392	.....	392	914	.....	914
Other .....	29	.....	29	154	.....	154	135	.....	135
<b>Total—Office of Elementary and Secondary Education .....</b>	<b>1,835</b>	<b>.....</b>	<b>1,835</b>	<b>9,352</b>	<b>.....</b>	<b>9,352</b>	<b>7,954</b>	<b>.....</b>	<b>7,954</b>
Office of English Language Acquisition .....	33	.....	33	231	.....	231	192	.....	192
Office of Special Education and Rehabilitative Services:									
Special education .....	771	.....	771	4,307	.....	4,307	3,694	.....	3,694
Rehabilitation services and disability research .....	267	.....	267	1,485	.....	1,485	1,427	.....	1,427
Special institutions for persons with disabilities .....	26	.....	26	84	.....	84	79	.....	79
Office of Vocational and Adult Education .....	230	.....	230	984	.....	984	873	.....	873
Office of Postsecondary Education:									
College housing and academic facilities loans .....	-1	1	-1	-9	16	-25	-1	19	-21
Higher education .....	151	.....	151	913	.....	913	787	.....	787
Howard University .....	9	.....	9	84	.....	84	113	.....	113
<b>Total—Office of Postsecondary Education .....</b>	<b>160</b>	<b>1</b>	<b>159</b>	<b>989</b>	<b>16</b>	<b>972</b>	<b>899</b>	<b>19</b>	<b>880</b>
Federal Student Aid:									
Student financial assistance .....	1,179	.....	1,179	8,024	.....	8,024	7,025	.....	7,025
Student Aid Administration .....	6	.....	6	6	.....	6	.....	.....	.....
Federal student loan reserve fund .....	.....	.....	.....	.....	.....	.....	.....	.....	.....
Federal direct student loans .....	4,640	.....	4,640	4,739	.....	4,739	-134	.....	-134
Federal family education loans .....	-155	.....	-155	2,197	.....	2,197	349	.....	349
<b>Total—Federal Student Aid .....</b>	<b>5,669</b>	<b>.....</b>	<b>5,669</b>	<b>14,966</b>	<b>.....</b>	<b>14,966</b>	<b>7,240</b>	<b>.....</b>	<b>7,240</b>
Institute of Education Sciences .....	49	.....	49	277	.....	277	264	.....	264
Departmental Management .....	50	.....	50	265	.....	265	245	.....	245
Proprietary receipts from the public .....	.....	3	-3	.....	20	-20	.....	4	-4
<b>Total—Department of Education .....</b>	<b>9,091</b>	<b>4</b>	<b>9,087</b>	<b>32,939</b>	<b>36</b>	<b>32,903</b>	<b>22,866</b>	<b>23</b>	<b>22,843</b>
<b>Department of Energy:</b>									
National Nuclear Security Administration:									
Naval reactors .....	49	.....	49	346	.....	346	349	.....	349
Weapons activities .....	337	.....	337	3,008	.....	3,008	2,622	.....	2,622
Defense nuclear nonproliferation .....	91	.....	91	464	.....	464	354	.....	354
Other .....	33	.....	33	202	.....	202	187	.....	187
Environmental and Other Defense Activities:									
Defense environmental restoration and waste management .....	368	.....	368	2,587	.....	2,587	2,605	.....	2,605
Defense site acceleration completion .....	101	.....	101	624	.....	624	522	.....	522
Other defense activities .....	56	.....	56	259	.....	259	249	.....	249
Other .....	95	.....	95	217	.....	217	191	.....	191
Energy Programs:									
Science .....	239	.....	239	1,648	.....	1,648	1,585	.....	1,585
Energy supply .....	66	.....	66	328	.....	328	308	.....	308
Energy conservation .....	74	.....	74	429	.....	429	404	.....	404
Other .....	137	8	129	838	17	820	854	20	834
<b>Total—Energy Programs .....</b>	<b>515</b>	<b>8</b>	<b>508</b>	<b>3,243</b>	<b>17</b>	<b>3,225</b>	<b>3,151</b>	<b>20</b>	<b>3,131</b>
Power Marketing Administration .....	127	265	-137	1,144	1,382	-238	1,556	1,517	39
Departmental Administration .....	4	.....	4	113	.....	113	142	.....	142
Proprietary receipts from the public .....	.....	19	-19	.....	591	-591	.....	559	-559
Intrabudgetary transactions .....	228	.....	228	-416	.....	-416	31	.....	31
Offsetting governmental receipts .....	.....	.....	.....	.....	.....	.....	.....	.....	.....
<b>Total—Department of Energy .....</b>	<b>2,005</b>	<b>292</b>	<b>1,713</b>	<b>11,789</b>	<b>1,991</b>	<b>9,799</b>	<b>11,960</b>	<b>2,096</b>	<b>9,864</b>

**Table 5. Outlays of the U.S. Government, March 2003 and Other Periods—Continued**  
[\$ millions]

Classification	This Month			Current Fiscal Year to Date			Prior Fiscal Year to Date		
	Gross Outlays	Applicable Receipts	Outlays	Gross Outlays	Applicable Receipts	Outlays	Gross Outlays	Applicable Receipts	Outlays
<b>Department of Health and Human Services:</b>									
Public Health Service:									
Food and Drug Administration .....	118	1	118	722	2	719	527	3	524
Health Resources and Services Administration .....	536	2	534	2,969	10	2,959	2,690	10	2,681
Indian Health Services .....	233	.....	233	1,333	.....	1,333	1,877	.....	1,877
Centers for Disease Control and Prevention .....	331	.....	331	2,166	.....	2,166	1,767	.....	1,767
National Institutes of Health .....	1,883	.....	1,883	10,757	.....	10,757	9,540	.....	9,540
Substance Abuse and Mental Health Services Administration .....	214	.....	214	1,385	.....	1,385	1,358	.....	1,358
Agency for Healthcare Research and Quality .....	24	.....	24	149	.....	149	127	.....	127
<b>Total—Public Health Service .....</b>	<b>3,339</b>	<b>2</b>	<b>3,337</b>	<b>19,482</b>	<b>13</b>	<b>19,469</b>	<b>17,887</b>	<b>12</b>	<b>17,874</b>
Centers for Medicare and Medicaid Services:									
Grants to States for Medicaid .....	12,316	.....	12,316	77,019	.....	77,019	72,044	.....	72,044
Payments to health care trust funds .....	7,575	.....	7,575	43,123	.....	43,123	44,528	.....	44,528
State children's health insurance fund .....	343	.....	343	2,039	.....	2,039	1,714	.....	1,714
Federal hospital insurance trust fund:									
Benefit payments .....	9,137	.....	9,137	73,683	.....	73,683	70,199	.....	70,199
Administrative expenses .....	136	.....	136	737	.....	737	662	.....	662
<b>Total—FHI trust fund .....</b>	<b>9,273</b>	<b>.....</b>	<b>9,273</b>	<b>74,420</b>	<b>.....</b>	<b>74,420</b>	<b>70,861</b>	<b>.....</b>	<b>70,861</b>
Health care fraud and abuse control .....	58	.....	58	377	.....	377	449	.....	449
Federal supplementary medical insurance trust fund:									
Benefit payments .....	10,211	.....	10,211	59,800	.....	59,800	51,177	.....	51,177
Administrative expenses .....	241	.....	241	1,138	.....	1,138	620	.....	620
<b>Total—FSMI trust fund .....</b>	<b>10,451</b>	<b>.....</b>	<b>10,451</b>	<b>60,938</b>	<b>.....</b>	<b>60,938</b>	<b>51,797</b>	<b>.....</b>	<b>51,797</b>
Other .....	-105	.....	-105	-49	.....	-49	451	.....	451
<b>Total—Centers for Medicare and Medicaid Services ..</b>	<b>39,911</b>	<b>.....</b>	<b>39,911</b>	<b>257,866</b>	<b>.....</b>	<b>257,866</b>	<b>241,845</b>	<b>.....</b>	<b>241,845</b>
Administration for Children and Families:									
Temporary assistance for needy families .....	1,785	.....	1,785	10,472	.....	10,472	8,934	.....	8,934
Payments to States for child support enforcement and family support programs .....	266	.....	266	1,449	.....	1,449	1,368	.....	1,368
Low income home energy assistance .....	221	.....	221	1,180	.....	1,180	1,168	.....	1,168
Refugee and entrant assistance .....	32	.....	32	206	.....	206	233	.....	233
Child care entitlement to States .....	189	.....	189	1,519	.....	1,519	1,190	.....	1,190
Payments to States for the child care and development block grant .....	328	.....	328	1,201	.....	1,201	1,067	.....	1,067
Social services block grant .....	144	.....	144	921	.....	921	829	.....	829
Children and families services programs .....	699	.....	699	4,236	.....	4,236	3,980	.....	3,980
Payments to States for foster care and adoption assistance .....	468	.....	468	2,953	.....	2,953	2,881	.....	2,881
Other .....	29	.....	29	191	.....	191	200	.....	200
<b>Total—Administration for Children and Families .....</b>	<b>4,160</b>	<b>.....</b>	<b>4,160</b>	<b>24,328</b>	<b>.....</b>	<b>24,328</b>	<b>21,849</b>	<b>.....</b>	<b>21,849</b>
Administration on Aging .....	117	.....	117	615	.....	615	531	.....	531
Other .....	164	.....	164	1,233	.....	1,233	699	.....	699
Proprietary receipts from the public .....	.....	2,372	-2,372	.....	13,907	-13,907	.....	12,774	-12,774
Intrabudgetary transactions:									
Payments for health insurance for the aged:									
Federal supplementary medical insurance trust fund ..	-7,062	.....	-7,062	-40,942	.....	-40,942	-39,534	.....	-39,534
Payments for tax and other credits:									
Federal hospital insurance trust fund .....	-514	.....	-514	-2,185	.....	-2,185	-4,991	.....	-4,991
<b>Total—Department of Health and Human Services ..</b>	<b>40,116</b>	<b>2,374</b>	<b>37,742</b>	<b>260,397</b>	<b>13,920</b>	<b>246,477</b>	<b>238,286</b>	<b>12,786</b>	<b>225,499</b>
<b>Department of Homeland Security:</b>									
Citizenship and Immigration Services .....	158	.....	158	833	.....	833	784	.....	784
United States Secret Service .....	127	.....	127	564	.....	564	527	.....	527
Border and Transportation Security:									
Transportation Security Administration .....	428	.....	428	3,462	.....	3,462	-80	.....	-80
Other .....	866	.....	866	3,797	.....	3,797	3,203	.....	3,203
<b>Total—Border and Transportation Security .....</b>	<b>1,294</b>	<b>.....</b>	<b>1,294</b>	<b>7,260</b>	<b>.....</b>	<b>7,260</b>	<b>3,124</b>	<b>.....</b>	<b>3,124</b>
United States Coast Guard .....	411	1	410	2,871	4	2,867	2,451	3	2,447
Emergency Preparedness and Response:									
Disaster relief .....	567	.....	567	4,887	.....	4,887	1,728	.....	1,728
National flood insurance fund .....	30	87	-57	233	388	-154	214	351	-137
Other .....	101	(*)	101	546	(*)	546	419	(*)	419
<b>Total—Emergency Preparedness and Response .....</b>	<b>697</b>	<b>87</b>	<b>611</b>	<b>5,666</b>	<b>388</b>	<b>5,278</b>	<b>2,362</b>	<b>351</b>	<b>2,011</b>
Information Analysis and Infrastructure Protection .....	1	.....	1	1	.....	1	.....	.....	.....
Other .....	-2	(**)	-2	30	(**)	30	8	3	6
Proprietary receipts from the public .....	.....	(**)	(**)	.....	2	-2	.....	2	-2
Offsetting governmental receipts .....	.....	232	-232	.....	1,564	-1,564	.....	1,416	-1,416
<b>Total—Department of Homeland Security .....</b>	<b>2,685</b>	<b>320</b>	<b>2,366</b>	<b>17,225</b>	<b>1,959</b>	<b>15,266</b>	<b>9,256</b>	<b>1,776</b>	<b>7,480</b>

**Table 5. Outlays of the U.S. Government, March 2003 and Other Periods—Continued**  
 [\$ millions]

Classification	This Month			Current Fiscal Year to Date			Prior Fiscal Year to Date		
	Gross Outlays	Applicable Receipts	Outlays	Gross Outlays	Applicable Receipts	Outlays	Gross Outlays	Applicable Receipts	Outlays
<b>Department of Housing and Urban Development:</b>									
Public and Indian Housing Programs:									
Project-based rental assistance .....	1,762	.....	1,762	10,271	.....	10,271	9,911	.....	9,911
Public housing capital fund .....	252	.....	252	1,864	.....	1,864	1,773	.....	1,773
Public housing operating fund .....	208	.....	208	1,635	.....	1,635	1,857	.....	1,857
Drug elimination grants for low-income housing .....	15	.....	15	122	.....	122	161	.....	161
Revitalization of severely distressed public housing (Hope VI) .....	45	.....	45	274	.....	274	226	.....	226
Native American housing block grant .....	43	.....	43	359	.....	359	370	.....	370
Other .....	1	.....	1	164	154	11	173	156	17
<b>Total—Public and Indian Housing Programs .....</b>	<b>2,326</b>	<b>.....</b>	<b>2,326</b>	<b>14,689</b>	<b>154</b>	<b>14,536</b>	<b>14,471</b>	<b>156</b>	<b>14,315</b>
Community Planning and Development:									
Housing opportunities for persons with AIDS .....	18	.....	18	136	.....	136	164	.....	164
Community Development Block Grants .....	402	.....	402	2,829	.....	2,829	2,609	.....	2,609
Home investment partnership program .....	108	.....	108	810	.....	810	712	.....	712
Homeless assistance grants .....	88	.....	88	526	.....	526	511	.....	511
Other .....	12	(* *)	12	87	3	84	50	-16	65
<b>Total—Community Planning and Development .....</b>	<b>627</b>	<b>(* *)</b>	<b>627</b>	<b>4,388</b>	<b>3</b>	<b>4,385</b>	<b>4,046</b>	<b>-16</b>	<b>4,062</b>
Housing Programs:									
Public enterprise funds .....	(* *)	1	-1	16	22	-5	8	10	-1
Credit accounts:									
FHA-Mutual mortgage insurance fund, program account .....	178	.....	178	193	.....	193	354	.....	354
FHA-Mutual mortgage insurance capital reserve account .....	-282	.....	-282	-2,070	.....	-2,070	.....	.....	.....
FHA-Mutual mortgage and cooperative housing insurance fund, liquidating account .....	8	19	-11	106	105	1	143	1,943	-1,800
FHA-General and special risk fund, program account .....	115	.....	115	133	.....	133	213	.....	213
FHA-General and special risk fund, liquidating account .....	2	43	-40	496	136	360	670	328	342
Housing for the elderly or handicapped fund, liquidating account .....	(* *)	77	-76	127	412	-284	151	395	-244
Housing for the elderly .....	83	.....	83	449	.....	449	462	.....	462
Other assisted housing programs .....	54	.....	54	326	(* *)	326	327	(* *)	327
Other .....	1	.....	1	4	.....	4	7	.....	7
<b>Total—Housing Programs .....</b>	<b>159</b>	<b>139</b>	<b>19</b>	<b>-220</b>	<b>675</b>	<b>-894</b>	<b>2,337</b>	<b>2,675</b>	<b>-338</b>
Government National Mortgage Association:									
Guarantees of mortgage-backed securities, liquidating account .....	3	23	-20	55	206	-151	24	217	-194
Management and Administration .....	-134	.....	-134	421	.....	421	150	.....	150
Other .....	15	.....	15	93	.....	93	97	.....	97
Proprietary receipts from the public:									
FHA-Mutual mortgage insurance fund .....	.....	.....	.....	.....	.....	.....	.....	.....	.....
FHA-General and special risk fund .....	.....	20	-20	.....	116	-116	.....	236	-236
Other .....	.....	1	-1	.....	-9	9	.....	.....	.....
Offsetting governmental receipts .....	.....	5	-5	.....	20	-20	.....	17	-17
<b>Total—Department of Housing and Urban Development .....</b>	<b>2,996</b>	<b>188</b>	<b>2,808</b>	<b>19,427</b>	<b>1,164</b>	<b>18,262</b>	<b>21,125</b>	<b>3,286</b>	<b>17,838</b>
<b>Department of the Interior:</b>									
Land and Minerals Management:									
Bureau of Land Management:									
Management of lands and resources .....	53	.....	53	373	.....	373	364	.....	364
Wildland fire management .....	40	.....	40	285	.....	285	282	.....	282
Other .....	20	11	9	328	17	311	340	11	329
Minerals Management Service .....	59	.....	59	-30	.....	-30	434	.....	434
Office of Surface Mining Reclamation and Enforcement .....	54	.....	54	225	.....	225	242	.....	242
<b>Total—Land and Minerals Management .....</b>	<b>225</b>	<b>11</b>	<b>214</b>	<b>1,181</b>	<b>17</b>	<b>1,164</b>	<b>1,661</b>	<b>11</b>	<b>1,650</b>
Water and Science:									
Bureau of Reclamation:									
Water and related resources .....	65	.....	65	331	.....	331	319	.....	319
Other .....	43	13	30	212	147	66	184	80	105
United States Geological Survey .....	104	.....	104	472	.....	472	439	.....	439
Other .....	17	.....	17	27	.....	27	34	.....	34
<b>Total—Water and Science .....</b>	<b>230</b>	<b>13</b>	<b>216</b>	<b>1,043</b>	<b>147</b>	<b>897</b>	<b>976</b>	<b>80</b>	<b>896</b>
Fish and Wildlife and Parks:									
United States Fish and Wildlife Service .....									
National Park Service .....	224	1	222	1,160	1	1,159	1,103	.....	1,103
<b>Total—Fish and Wildlife and Parks .....</b>	<b>383</b>	<b>1</b>	<b>381</b>	<b>2,039</b>	<b>1</b>	<b>2,038</b>	<b>1,919</b>	<b>.....</b>	<b>1,919</b>

**Table 5. Outlays of the U.S. Government, March 2003 and Other Periods—Continued**  
 [\$ millions]

Classification	This Month			Current Fiscal Year to Date			Prior Fiscal Year to Date		
	Gross Outlays	Applicable Receipts	Outlays	Gross Outlays	Applicable Receipts	Outlays	Gross Outlays	Applicable Receipts	Outlays
<b>Department of the Interior:—Continued</b>									
Bureau of Indian Affairs .....	163	1	163	904	2	902	1,400	3	1,398
Departmental Offices:									
Insular affairs .....	22		22	195		195	180		180
Office of Special Trustee for American Indians .....	-2		-2	176		176	84		84
Other .....	-13		-13	78		78	120		120
Proprietary receipts from the public .....		272	-272		1,408	-1,408		945	-945
Intrabudgetary transactions .....	-4		-4	-144		-144	-88		-88
<b>Total—Department of the Interior .....</b>	<b>1,004</b>	<b>298</b>	<b>705</b>	<b>5,474</b>	<b>1,575</b>	<b>3,899</b>	<b>6,251</b>	<b>1,038</b>	<b>5,213</b>
<b>Department of Justice:</b>									
General Administration .....	101		101	452		452	344		344
Legal Activities and United States Marshals:									
General legal activities .....	79		79	314		314	326		326
United States Attorneys .....	152		152	744		744	668		668
United States Marshals Service .....	59		59	330		330	299		299
September 11th victim compensation .....	72		72	203		203	1		1
Other .....	141		141	785		785	723		723
Federal Bureau of Investigation .....	253		253	1,899		1,899	1,798		1,798
Drug Enforcement Administration .....	180		180	757		757	746		746
Bureau of Alcohol, Tobacco, Firearms, and Explosives ...	67		67	88		88	17		17
Federal Prison System .....	476	16	460	2,323	110	2,213	2,384	102	2,283
Office of Justice Programs:									
State and local law enforcement assistance .....	175		175	1,160		1,160	1,707		1,707
Community oriented policing services .....	49		49	379		379	482		482
Other .....	154		154	831		831	700		700
Other .....	37		37	353		353	154		154
Intrabudgetary transactions .....	-1		-1	-152		-152	-14		-14
Offsetting governmental receipts .....		7	-7		24	-24		22	-22
<b>Total—Department of Justice .....</b>	<b>1,994</b>	<b>23</b>	<b>1,971</b>	<b>10,466</b>	<b>134</b>	<b>10,332</b>	<b>10,335</b>	<b>123</b>	<b>10,211</b>
<b>Department of Labor:</b>									
Employment and Training Administration:									
Training and employment services .....	459		459	2,934		2,934	2,723		2,723
Welfare to work jobs .....	25		25	157		157	286		286
Community service employment for older Americans ...	47		47	221		221	246		246
Federal unemployment benefits and allowances .....	52		52	248		248	252		252
State unemployment insurance and employment service operations .....	88		88	224		224	148		148
Advances to the unemployment trust fund and other funds .....									
Unemployment trust fund:									
Federal-State unemployment insurance:									
State unemployment benefits .....	5,057		5,057	27,662		27,662	21,946		21,946
State administrative expenses .....	269		269	1,723		1,723	1,669		1,669
Federal administrative expenses .....	37		37	151		151	164		164
Veterans employment and training .....	(*)		(*)	(*)		(*)	1		1
Repayment of advances from the general fund .....									
Other .....	(*)		(*)	1		1	1		1
<b>Total—Unemployment trust fund .....</b>	<b>5,364</b>		<b>5,364</b>	<b>29,538</b>		<b>29,538</b>	<b>23,782</b>		<b>23,782</b>
Other .....	12		12	61		61	54		54
<b>Total—Employment and Training Administration .....</b>	<b>6,046</b>		<b>6,046</b>	<b>33,385</b>		<b>33,385</b>	<b>27,492</b>		<b>27,492</b>
Pension Benefit Guaranty Corporation .....	170	299	-129	1,086	1,700	-615	933	2,325	-1,393
Employment Standards Administration:									
Salaries and expenses .....	29		29	185		185	187		187
Special benefits .....	65		65	808		808	213		213
Special benefits for disabled coal miners .....	36		36	213		213	228		228
Black lung disability trust fund .....	36		36	210		210	213		213
Other .....	53		53	276		276	240		240
Occupational Safety and Health Administration .....	39		39	230		230	215		215
Bureau of Labor Statistics .....	29		29	177		177	206		206
Other .....	65		65	365		365	378		378
Proprietary receipts from the public .....		(*)	(*)		5	-5		5	-5
Intrabudgetary transactions .....	-93		-93	-337		-337	-199		-199
<b>Total—Department of Labor .....</b>	<b>6,472</b>	<b>299</b>	<b>6,173</b>	<b>36,597</b>	<b>1,705</b>	<b>34,892</b>	<b>30,104</b>	<b>2,330</b>	<b>27,773</b>

**Table 5. Outlays of the U.S. Government, March 2003 and Other Periods—Continued**  
 [\$ millions]

Classification	This Month			Current Fiscal Year to Date			Prior Fiscal Year to Date		
	Gross Outlays	Applicable Receipts	Outlays	Gross Outlays	Applicable Receipts	Outlays	Gross Outlays	Applicable Receipts	Outlays
<b>Department of State:</b>									
Administration of Foreign Affairs:									
Diplomatic and consular programs .....	319	.....	319	1,483	.....	1,483	1,489	.....	1,489
Embassy security, construction, and maintenance .....	61	.....	61	403	.....	403	367	.....	367
Payment to Foreign Service retirement and disability fund .....	85	.....	85	138	.....	138	136	.....	136
Foreign Service retirement and disability fund .....	52	.....	52	310	.....	310	303	.....	303
Other .....	108	.....	108	585	.....	585	484	.....	484
<b>Total—Administration of Foreign Affairs .....</b>	<b>626</b>	<b>.....</b>	<b>626</b>	<b>2,919</b>	<b>.....</b>	<b>2,919</b>	<b>2,777</b>	<b>.....</b>	<b>2,777</b>
International Organizations and Conferences .....	136	.....	136	1,347	.....	1,347	2,064	.....	2,064
Migration and refugee assistance .....	38	.....	38	327	.....	327	410	.....	410
International narcotics control and law enforcement .....	24	.....	24	190	.....	190	167	.....	167
Andean counterdrug initiative .....	39	.....	39	203	.....	203	82	.....	82
Other .....	13	.....	13	56	.....	56	59	.....	59
Proprietary receipts from the public .....	.....	.....	.....	.....	.....	.....	.....	(*)	(*)
Intrabudgetary transactions .....	-85	.....	-85	-138	.....	-138	-181	.....	-181
Offsetting governmental receipts .....	.....	.....	.....	.....	.....	.....	.....	.....	.....
<b>Total—Department of State .....</b>	<b>791</b>	<b>.....</b>	<b>791</b>	<b>4,903</b>	<b>.....</b>	<b>4,903</b>	<b>5,377</b>	<b>(*)</b>	<b>5,377</b>
<b>Department of Transportation:</b>									
Office of the Secretary:									
Compensation for air carriers .....	3	.....	3	80	.....	80	1,598	.....	1,598
Other .....	30	.....	30	86	.....	86	32	.....	32
<b>Total—Office of the Secretary .....</b>	<b>33</b>	<b>.....</b>	<b>33</b>	<b>166</b>	<b>.....</b>	<b>166</b>	<b>1,631</b>	<b>.....</b>	<b>1,631</b>
Federal Aviation Administration:									
Operations .....	-1,676	.....	-1,676	935	.....	935	614	.....	614
Airport and airway trust fund:									
Grants-in-aid for airports .....	156	.....	156	1,374	.....	1,374	1,342	.....	1,342
Facilities and equipment .....	249	.....	249	1,219	.....	1,219	1,073	.....	1,073
Research, engineering, and development .....	18	.....	18	88	.....	88	89	.....	89
Trust fund share of FAA operations .....	2,270	.....	2,270	2,330	.....	2,330	2,908	.....	2,908
<b>Total—Airport and airway trust fund .....</b>	<b>2,694</b>	<b>.....</b>	<b>2,694</b>	<b>5,010</b>	<b>.....</b>	<b>5,010</b>	<b>5,412</b>	<b>.....</b>	<b>5,412</b>
Other .....	-48	20	-68	3	53	-50	54	34	20
<b>Total—Federal Aviation Administration .....</b>	<b>970</b>	<b>20</b>	<b>950</b>	<b>5,948</b>	<b>53</b>	<b>5,895</b>	<b>6,080</b>	<b>34</b>	<b>6,046</b>
Federal Highway Administration:									
Highway trust fund:									
Federal-aid highways .....	1,705	.....	1,705	12,829	.....	12,829	14,197	.....	14,197
Other .....	4	.....	4	159	.....	159	95	12	83
Other programs .....	13	.....	13	99	.....	99	75	.....	75
<b>Total—Federal Highway Administration .....</b>	<b>1,722</b>	<b>.....</b>	<b>1,722</b>	<b>13,087</b>	<b>.....</b>	<b>13,087</b>	<b>14,367</b>	<b>12</b>	<b>14,355</b>
National Highway Traffic Safety Administration .....	29	.....	29	200	.....	200	202	.....	202
Federal Railroad Administration:									
Capital Grants to the National Railroad Passenger Corporation .....									
.....	.....	.....	.....	407	.....	407	834	.....	834
Other .....	13	1	12	82	4	79	107	4	103
<b>Total—Federal Railroad Administration .....</b>	<b>13</b>	<b>1</b>	<b>12</b>	<b>490</b>	<b>4</b>	<b>486</b>	<b>941</b>	<b>4</b>	<b>937</b>
Federal Transit Administration:									
Formula grants .....	-2,095	.....	-2,095	-1,463	.....	-1,463	-1,076	.....	-1,076
Discretionary grants .....	22	.....	22	170	.....	170	288	.....	288
Trust fund share of expenses .....	4,417	.....	4,417	6,006	.....	6,006	5,904	.....	5,904
Other .....	-1,866	.....	-1,866	-4,325	.....	-4,325	-1,489	.....	-1,489
<b>Total—Federal Transit Administration .....</b>	<b>478</b>	<b>.....</b>	<b>478</b>	<b>389</b>	<b>.....</b>	<b>389</b>	<b>3,626</b>	<b>.....</b>	<b>3,626</b>
Maritime Administration .....	63	(*)	62	63	33	31	120	19	101
Other .....	28	1	27	282	5	277	208	5	203
Proprietary receipts from the public .....	.....	(*)	(*)	.....	67	-67	.....	78	-78
Intrabudgetary transactions .....	.....	.....	.....	-3	.....	-3	-7	.....	-7
Offsetting governmental receipts .....	.....	1	-1	.....	14	-14	.....	49	-49
<b>Total—Department of Transportation .....</b>	<b>3,337</b>	<b>23</b>	<b>3,313</b>	<b>20,622</b>	<b>176</b>	<b>20,447</b>	<b>27,167</b>	<b>200</b>	<b>26,967</b>

**Table 5. Outlays of the U.S. Government, March 2003 and Other Periods—Continued**  
[\$ millions]

Classification	This Month			Current Fiscal Year to Date			Prior Fiscal Year to Date		
	Gross Outlays	Applicable Receipts	Outlays	Gross Outlays	Applicable Receipts	Outlays	Gross Outlays	Applicable Receipts	Outlays
<b>Department of the Treasury:</b>									
Departmental Offices:									
Exchange stabilization fund .....	-27	11	-39	-373	69	-442	73	98	-25
Other .....	-76	.....	-76	405	.....	405	454	.....	454
Financial Management Service:									
Salaries and expenses .....	29	.....	29	131	.....	131	113	.....	113
Payment to the Resolution Funding Corporation .....	.....	.....	.....	679	.....	679	353	.....	353
Interest paid to credit financing accounts .....	.....	.....	.....	-12	.....	-12	439	.....	439
Claims, judgements, and relief acts .....	92	.....	92	428	.....	428	1,021	.....	1,021
Other .....	63	.....	63	466	.....	466	370	.....	370
Total—Financial Management Service .....	184	.....	184	1,692	.....	1,692	2,296	.....	2,296
Federal Financing Bank .....									
Bureau of Alcohol and Tobacco Tax and Trade Bureau:	-171	.....	-171	74	.....	74	18	.....	18
Salaries and expenses .....	29	.....	29	346	.....	346	374	.....	374
Internal revenue collections for Puerto Rico .....	19	.....	19	170	.....	170	169	.....	169
Bureau of Engraving and Printing .....	48	.....	48	-4	.....	-4	45	.....	45
United States Mint .....	74	123	-50	430	582	-152	377	526	-149
Bureau of the Public Debt .....	18	.....	18	160	.....	160	164	.....	164
Internal Revenue Service:									
Processing, assistance, and management .....	496	.....	496	1,878	.....	1,878	1,717	.....	1,717
Tax law enforcement .....	431	.....	431	1,812	.....	1,812	1,801	.....	1,801
Information systems .....	233	.....	233	839	.....	839	792	.....	792
Payment where earned income credit exceeds liability for tax .....	7,869	.....	7,869	27,007	.....	27,007	23,288	.....	23,288
Payment where child credit exceeds liability for tax .....	1,418	.....	1,418	4,204	.....	4,204	3,365	.....	3,365
Refunding internal revenue collections, interest .....	236	.....	236	1,606	.....	1,606	1,467	.....	1,467
Other .....	81	1	80	257	3	254	210	2	207
Total—Internal Revenue Service .....	10,764	1	10,764	37,603	3	37,599	32,640	2	32,638
Comptroller of the Currency .....	47	1	46	215	230	-15	196	224	-28
Office of Thrift Supervision .....	13	1	12	79	87	-8	76	82	-6
Interest on the public debt:									
Interest on Treasury debt securities (gross):									
Public issues (accrual basis) .....	13,524	.....	13,524	78,715	.....	78,715	85,968	.....	85,968
Special issues (cash basis) .....	-106	.....	-106	81,920	.....	81,920	78,446	.....	78,446
Total—Interest on Treasury debt securities (gross) .....	13,418	.....	13,418	160,635	.....	160,635	164,414	.....	164,414
Total—Interest on the public debt .....	13,418	.....	13,418	160,635	.....	160,635	164,414	.....	164,414
Other .....	5	.....	5	34	.....	34	110	.....	110
Proprietary receipts from the public .....	.....	-166	166	.....	910	-910	.....	1,969	-1,969
Intrabudgetary transactions .....	-543	.....	-543	-1,367	.....	-1,367	-1,010	.....	-1,010
<b>Total—Department of the Treasury .....</b>	<b>23,801</b>	<b>-28</b>	<b>23,829</b>	<b>200,097</b>	<b>1,880</b>	<b>198,216</b>	<b>200,397</b>	<b>2,902</b>	<b>197,495</b>
<b>Department of Veterans Affairs:</b>									
Veterans Health Administration:									
Medical care .....	2,069	.....	2,069	11,755	.....	11,755	11,072	.....	11,072
Other .....	54	22	32	347	132	216	355	132	223
Veterans Benefits Administration:									
Public enterprise funds:									
Veterans housing benefit program fund .....	314	6	308	318	33	285	715	36	679
Other .....	74	64	9	410	396	14	368	354	15
Compensation and pensions .....	289	.....	289	13,694	.....	13,694	12,459	.....	12,459
Readjustment benefits .....	203	.....	203	1,278	.....	1,278	1,039	.....	1,039
Insurance funds:									
National service life .....	115	.....	115	577	.....	577	588	.....	588
United States Government Life .....	1	.....	1	5	.....	5	5	.....	5
Veterans special life .....	11	3	8	61	87	-25	62	88	-26
Other .....	5	.....	5	5	.....	5	-1	.....	-1
Total—Veterans Benefits Administration .....	1,012	73	939	16,347	516	15,831	15,236	478	14,758
Construction .....	42	.....	42	207	.....	207	203	.....	203
Departmental Administration .....	43	.....	43	781	.....	781	746	.....	746
Proprietary receipts from the public:									
National service life .....	.....	13	-13	.....	87	-87	.....	96	-96
Other .....	.....	139	-139	.....	830	-830	.....	2,402	-2,402
Intrabudgetary transactions .....	(*)	.....	(*)	-1	.....	-1	-1	.....	-1
<b>Total—Department of Veterans Affairs .....</b>	<b>3,220</b>	<b>247</b>	<b>2,973</b>	<b>29,437</b>	<b>1,564</b>	<b>27,874</b>	<b>27,610</b>	<b>3,107</b>	<b>24,503</b>

**Table 5. Outlays of the U.S. Government, March 2003 and Other Periods—Continued**  
 [\$ millions]

Classification	This Month			Current Fiscal Year to Date			Prior Fiscal Year to Date		
	Gross Outlays	Applicable Receipts	Outlays	Gross Outlays	Applicable Receipts	Outlays	Gross Outlays	Applicable Receipts	Outlays
<b>Corps of Engineers:</b>									
Construction .....	123	.....	123	874	.....	874	810	.....	810
Operation and maintenance .....	93	.....	93	608	.....	608	611	.....	611
Flood control .....	25	.....	25	186	.....	186	170	.....	170
Rivers and harbors contributed funds .....	35	.....	35	211	.....	211	151	.....	151
Harbor maintenance trust fund .....	55	.....	55	332	.....	332	369	.....	369
Other .....	52	.....	52	574	.....	574	504	.....	504
Proprietary receipts from the public .....	.....	32	-32	.....	247	-247	.....	207	-207
Intrabudgetary transactions .....	.....	.....	.....	-10	.....	-10	-10	.....	-10
<b>Total—Corps of Engineers .....</b>	<b>383</b>	<b>32</b>	<b>351</b>	<b>2,776</b>	<b>247</b>	<b>2,528</b>	<b>2,606</b>	<b>207</b>	<b>2,400</b>
<b>Other Defense Civil Programs:</b>									
Military Retirement:									
Payment to military retirement fund .....	.....	.....	.....	17,928	.....	17,928	17,047	.....	17,047
Military retirement fund .....	2,977	.....	2,977	17,722	.....	17,722	17,465	.....	17,465
Retiree Health Care:									
Payment to uniformed services retiree health care fund .....	.....	.....	.....	14,369	.....	14,369	.....	.....	.....
Uniformed services retiree health care fund .....	586	.....	586	2,393	.....	2,393	.....	.....	.....
Educational Benefits .....	27	.....	27	157	.....	157	148	.....	148
Other .....	11	.....	11	87	.....	87	72	.....	72
Proprietary receipts from the public .....	.....	2	-2	.....	9	-9	.....	8	-8
Intrabudgetary transactions .....	-32	.....	-32	-32,545	.....	-32,545	-17,197	.....	-17,197
<b>Total—Other Defense Civil Programs .....</b>	<b>3,568</b>	<b>2</b>	<b>3,566</b>	<b>20,112</b>	<b>9</b>	<b>20,103</b>	<b>17,535</b>	<b>8</b>	<b>17,527</b>
<b>Environmental Protection Agency:</b>									
Science and technology .....	48	.....	48	345	.....	345	341	.....	341
Environmental programs and management .....	178	.....	178	1,029	.....	1,029	1,090	.....	1,090
State and tribal assistance grants .....	343	.....	343	1,795	.....	1,795	1,609	.....	1,609
Hazardous substance superfund .....	138	.....	138	680	.....	680	647	.....	647
Other .....	641	(* *)	640	721	17	704	718	17	701
Proprietary receipts from the public .....	.....	8	-8	.....	66	-66	.....	69	-69
Intrabudgetary transactions .....	-632	.....	-632	-632	.....	-632	-676	.....	-676
Offsetting governmental receipts .....	.....	2	-2	.....	5	-5	.....	4	-4
<b>Total—Environmental Protection Agency .....</b>	<b>715</b>	<b>9</b>	<b>706</b>	<b>3,938</b>	<b>88</b>	<b>3,850</b>	<b>3,729</b>	<b>90</b>	<b>3,639</b>
<b>Executive Office of the President:</b>									
Compensation of the President and the White House Office .....									
Office .....	4	.....	4	26	.....	26	26	.....	26
Office of Management and Budget .....	6	.....	6	38	.....	38	36	.....	36
Office of National Drug Control Policy .....	2	.....	2	12	.....	12	10	.....	10
Emergency response fund .....	.....	.....	.....	.....	.....	.....	88	.....	88
Other .....	14	.....	14	84	.....	84	119	.....	119
<b>Total—Executive Office of the President .....</b>	<b>26</b>	<b>.....</b>	<b>26</b>	<b>160</b>	<b>.....</b>	<b>160</b>	<b>279</b>	<b>.....</b>	<b>279</b>
<b>General Services Administration:</b>									
Real Property Activities .....	102	.....	102	12	.....	12	-29	.....	-29
Supply and Technology Activities .....	198	.....	198	-22	.....	-22	-115	.....	-115
General Activities .....	5	.....	5	64	.....	64	80	.....	80
Proprietary receipts from the public .....	.....	1	-1	.....	3	-3	.....	9	-9
<b>Total—General Services Administration .....</b>	<b>304</b>	<b>1</b>	<b>304</b>	<b>53</b>	<b>3</b>	<b>50</b>	<b>-65</b>	<b>9</b>	<b>-74</b>
<b>International Assistance Program:</b>									
International Security Assistance:									
Foreign military loan program .....	16	56	-41	102	314	-213	130	440	-309
Foreign military financing program .....	1,207	.....	1,207	3,993	.....	3,993	3,872	.....	3,872
Economic support fund .....	542	.....	542	1,796	.....	1,796	2,092	.....	2,092
Other .....	23	.....	23	183	.....	183	478	.....	478
Proprietary receipts from the public .....	.....	522	-522	.....	522	-522	.....	.....	.....
<b>Total—International Security Assistance .....</b>	<b>1,787</b>	<b>579</b>	<b>1,208</b>	<b>6,073</b>	<b>837</b>	<b>5,236</b>	<b>6,573</b>	<b>440</b>	<b>6,133</b>
Multilateral Assistance:									
Contribution to the International Development Association .....									
Association .....	.....	.....	.....	471	.....	471	469	.....	469
International organizations and programs .....	.....	.....	.....	4	.....	4	15	.....	15
Other .....	39	.....	39	237	.....	237	321	.....	321
Proprietary receipts from the public .....	.....	.....	.....	.....	.....	.....	.....	.....	.....
<b>Total—Multilateral Assistance .....</b>	<b>39</b>	<b>.....</b>	<b>39</b>	<b>712</b>	<b>.....</b>	<b>712</b>	<b>805</b>	<b>.....</b>	<b>805</b>

**Table 5. Outlays of the U.S. Government, March 2003 and Other Periods—Continued**  
[\$ millions]

Classification	This Month			Current Fiscal Year to Date			Prior Fiscal Year to Date		
	Gross Outlays	Applicable Receipts	Outlays	Gross Outlays	Applicable Receipts	Outlays	Gross Outlays	Applicable Receipts	Outlays
<b>International Assistance Program:—Continued</b>									
International Development Assistance:									
Agency for International Development:									
Economic assistance loans .....	2	32	-30	5	397	-393	.....	410	-410
Sustainable development assistance program .....	97	.....	97	616	.....	616	673	.....	673
Child survival and disease programs .....	87	.....	87	482	.....	482	309	.....	309
Assistance for the independent States of the Former Soviet Union .....	30	.....	30	263	.....	263	234	.....	234
Operating expenses .....	55	.....	55	295	.....	295	277	.....	277
Payment to the Foreign Service retirement and disability fund .....	.....	.....	.....	.....	.....	.....	45	.....	45
Other .....	99	16	83	416	27	389	467	15	452
Proprietary receipts from the public .....	.....	.....	.....	.....	(**)	(**)	.....	.....	.....
Intrabudgetary transactions .....	.....	.....	.....	.....	.....	.....	.....	.....	.....
<b>Total—Agency for International Development .....</b>	<b>369</b>	<b>49</b>	<b>321</b>	<b>2,076</b>	<b>424</b>	<b>1,652</b>	<b>2,004</b>	<b>424</b>	<b>1,580</b>
Overseas Private Investment Corporation:									
Overseas private investment corporation account .....	6	5	1	34	154	-120	135	149	-14
Proprietary receipts from the public .....	.....	.....	.....	.....	.....	.....	.....	.....	.....
<b>Total—Overseas Private Investment Corporation .....</b>	<b>6</b>	<b>5</b>	<b>1</b>	<b>34</b>	<b>154</b>	<b>-120</b>	<b>135</b>	<b>149</b>	<b>-14</b>
Peace Corps .....	28	.....	28	137	(**)	137	130	(**)	130
Other .....	8	.....	8	32	.....	32	45	.....	45
<b>Total—International Development Assistance .....</b>	<b>412</b>	<b>54</b>	<b>358</b>	<b>2,279</b>	<b>578</b>	<b>1,701</b>	<b>2,314</b>	<b>573</b>	<b>1,741</b>
International Monetary Programs .....	-51	.....	-51	-814	.....	-814	591	.....	591
Military Sales Programs:									
Foreign military sales trust fund .....	836	.....	836	5,268	.....	5,268	5,351	.....	5,351
Other .....	.....	(**)	(**)	1	(**)	1	-1	2	-4
Proprietary receipts from the public .....	.....	566	-566	.....	4,894	-4,894	.....	4,484	-4,484
Other .....	.....	.....	.....	.....	.....	.....	.....	.....	.....
<b>Total—International Assistance Program .....</b>	<b>3,022</b>	<b>1,198</b>	<b>1,824</b>	<b>13,519</b>	<b>6,308</b>	<b>7,211</b>	<b>15,632</b>	<b>5,499</b>	<b>10,133</b>
<b>National Aeronautics and Space Administration:</b>									
Human space flight .....	511	.....	511	2,990	.....	2,990	3,170	.....	3,170
Science, aeronautics, and technology .....	728	.....	728	3,752	.....	3,752	3,425	.....	3,425
Mission support .....	8	.....	8	69	.....	69	387	.....	387
Other .....	3	.....	3	10	.....	10	14	.....	14
<b>Total—National Aeronautics and Space Administration .....</b>	<b>1,249</b>	<b>.....</b>	<b>1,249</b>	<b>6,820</b>	<b>.....</b>	<b>6,820</b>	<b>6,997</b>	<b>.....</b>	<b>6,997</b>
<b>National Science Foundation:</b>									
Research and related activities .....	127	.....	127	1,749	.....	1,749	1,580	.....	1,580
Education and human resources .....	169	.....	169	218	.....	218	174	.....	174
Other .....	43	.....	43	126	.....	126	135	.....	135
<b>Total—National Science Foundation .....</b>	<b>339</b>	<b>.....</b>	<b>339</b>	<b>2,094</b>	<b>.....</b>	<b>2,094</b>	<b>1,890</b>	<b>.....</b>	<b>1,890</b>
<b>Office of Personnel Management:</b>									
Government payment for annuitants, employees health and life insurance benefits .....	573	.....	573	3,296	.....	3,296	3,004	.....	3,004
Payment to civil service retirement and disability fund .....	.....	.....	.....	.....	.....	.....	.....	.....	.....
Civil service retirement and disability fund .....	4,214	.....	4,214	24,967	.....	24,967	24,235	.....	24,235
Employees life insurance fund .....	201	181	20	985	1,731	-746	1,105	1,769	-664
Employees and retired employees health benefits fund .....	1,956	2,164	-207	11,998	12,726	-728	10,945	11,400	-455
Other .....	-49	.....	-49	66	.....	66	95	.....	95
Intrabudgetary transactions:									
Civil service retirement and disability fund:									
General fund contributions .....	.....	.....	.....	.....	.....	.....	.....	.....	.....
Other .....	-3	.....	-3	-16	.....	-16	-14	.....	-14
<b>Total—Office of Personnel Management .....</b>	<b>6,893</b>	<b>2,345</b>	<b>4,549</b>	<b>41,298</b>	<b>14,457</b>	<b>26,841</b>	<b>39,371</b>	<b>13,169</b>	<b>26,202</b>



**Table 5. Outlays of the U.S. Government, March 2003 and Other Periods—Continued**  
 [\$ millions]

Classification	This Month			Current Fiscal Year to Date			Prior Fiscal Year to Date		
	Gross Outlays	Applicable Receipts	Outlays	Gross Outlays	Applicable Receipts	Outlays	Gross Outlays	Applicable Receipts	Outlays
<b>Small Business Administration:</b>									
Public enterprise funds:									
Business loan fund .....	422	457	-35	511	473	38	250	78	172
Disaster loan fund .....	100	-31	130	159	5	154	235	30	205
Other .....	(**)	1	-1	4	3	1	2	3	(**)
Other .....	-63	(**)	-63	171	(**)	170	-7	(**)	-7
Proprietary receipts from the public .....								14	-14
<b>Total—Small Business Administration .....</b>	<b>459</b>	<b>427</b>	<b>32</b>	<b>845</b>	<b>482</b>	<b>363</b>	<b>480</b>	<b>125</b>	<b>355</b>
<b>Social Security Administration:</b>									
Payments to social security trust funds .....	13		13	7,516		7,516	7,188		7,188
Supplemental security income program .....	243		243	17,058		17,058	16,350		16,350
Federal old-age and survivors insurance trust fund (off-budget):									
Benefit payments .....	33,111		33,111	196,933		196,933	190,028		190,028
Administrative expenses .....	115		115	1,206		1,206	1,506		1,506
Payment to railroad retirement account .....									
Other .....									
<b>Total—FOASI trust fund .....</b>	<b>33,226</b>		<b>33,226</b>	<b>198,139</b>		<b>198,139</b>	<b>191,534</b>		<b>191,534</b>
Federal disability insurance trust fund (off-budget):									
Benefit payments .....	5,872		5,872	33,971		33,971	31,270		31,270
Administrative expenses .....	177		177	960		960	784		784
Payment to railroad retirement account .....									
Other .....				(**)		(**)	(**)		(**)
<b>Total—FDI trust fund .....</b>	<b>6,050</b>		<b>6,050</b>	<b>34,931</b>		<b>34,931</b>	<b>32,054</b>		<b>32,054</b>
Other .....	1		1	10		10	7		7
Proprietary receipts from the public:									
On-budget .....		208	-208		751	-751		796	-796
Off-budget .....		13	-13		40	-40		37	-37
Intrabudgetary transactions:									
Off-budget <sup>1</sup> .....	-13		-13	-7,515		-7,515	-6,774		-6,774
<b>Total—Social Security Administration .....</b>	<b>39,520</b>	<b>222</b>	<b>39,298</b>	<b>250,139</b>	<b>792</b>	<b>249,348</b>	<b>240,359</b>	<b>833</b>	<b>239,526</b>
<b>Other independent agencies:</b>									
Appalachian Regional Commission .....	5	1	5	40	2	39	57	2	55
Broadcasting Board of Governors .....	39		39	242		242	224		224
Corporation for National and Community Service .....	75		75	404		404	391		391
Corporation for Public Broadcasting .....	39		39	411		411	375		375
District of Columbia:									
Courts .....	15		15	70	(**)	70	61	(**)	61
Corrections .....				1		1	29		29
General and special payments .....	148		148	319	12	307	352	20	332
Financing .....									
Equal Employment Opportunity Commission .....	25	(**)	25	151	1	151	165	1	164
Export-Import Bank of the United States .....	25	18	6	365	174	191	524	1,094	-570
Federal Communications Commission:									
Universal service fund .....	429		429	2,789		2,789	2,462		2,462
Spectrum auction program account .....	1		1	4		4	4		4
Other .....	35	5	30	116	27	89	116	10	106
Federal Deposit Insurance Corporation:									
Bank insurance fund .....	130	-54	184	1,411	1,123	288	1,950	985	965
Savings association insurance fund .....	9	14	-5	68	317	-249	1,295	1,255	40
FSLIC resolution fund:									
Resolution Trust Corporation closeout .....	4	18	-15	426	258	168	743	777	-34
Other .....	1	3	-2	24	136	-113	98	146	-48
Office of Inspector General .....									
<b>Total—Federal Deposit Insurance Corporation .....</b>	<b>143</b>	<b>-18</b>	<b>161</b>	<b>1,929</b>	<b>1,834</b>	<b>94</b>	<b>4,087</b>	<b>3,163</b>	<b>924</b>
Federal Drug Control Programs .....	54		54	405		405	207		207
Legal Services Corporation .....	31		31	165		165	170		170
National Archives and Records Administration .....	31	1	30	158	7	151	119	(**)	119
National Credit Union Administration .....	35	89	-54	116	462	-346	78	426	-348

**Table 5. Outlays of the U.S. Government, March 2003 and Other Periods—Continued**  
 [\$ millions]

Classification	This Month			Current Fiscal Year to Date			Prior Fiscal Year to Date		
	Gross Outlays	Applicable Receipts	Outlays	Gross Outlays	Applicable Receipts	Outlays	Gross Outlays	Applicable Receipts	Outlays
<b>Other independent agencies:—Continued</b>									
National Endowment for the Arts .....	8	.....	8	55	.....	55	51	.....	51
National Endowment for the Humanities .....	8	.....	8	53	.....	53	51	.....	51
Institute of Museum and Library Services .....	19	.....	19	123	.....	123	105	.....	105
National Labor Relations Board .....	18	.....	18	112	.....	112	109	.....	109
Nuclear Regulatory Commission .....	43	12	31	270	211	59	247	230	16
Postal Service:									
Public enterprise funds (off-budget) .....	5,306	25,628	-321	31,469	36,126	-4,656	31,495	35,388	-3,894
Payments to the Postal Service fund .....	.....	.....	.....	69	.....	69	771	.....	771
Railroad Retirement Board:									
Federal windfall subsidy .....	11	.....	11	66	.....	66	73	.....	73
Federal payments to the railroad retirement accounts ..	(* *)	.....	(* *)	247	.....	247	166	.....	166
Railroad unemployment insurance trust fund:									
Benefit payments .....	9	.....	9	57	.....	57	59	.....	59
Administrative expenses .....	.....	.....	.....	.....	.....	.....	.....	.....	.....
Rail industry pension fund:									
Benefit payments .....	293	.....	293	1,739	.....	1,739	1,554	.....	1,554
Advances from FOASDI fund .....	-97	.....	-97	-582	.....	-582	-672	.....	-672
OASDI certifications .....	97	.....	97	582	.....	582	674	.....	674
Administrative expenses .....	7	.....	7	47	.....	47	50	.....	50
Interest on refund of taxes .....	(* *)	.....	(* *)	(* *)	.....	(* *)	(* *)	.....	(* *)
Transfers to the National railroad retirement investment trust .....	4,000	.....	4,000	17,750	.....	17,750	.....	.....	.....
Other .....	1	.....	1	3	.....	3	3	.....	3
National railroad retirement investment trust:									
Benefit payments .....	.....	.....	.....	.....	.....	.....	.....	.....	.....
Administrative expenses .....	(* *)	.....	(* *)	1	.....	1	.....	.....	.....
Supplemental annuity pension fund:									
Benefit payments .....	.....	.....	.....	.....	.....	.....	17	.....	17
Interest on refund of taxes .....	.....	.....	.....	.....	.....	.....	(* *)	.....	(* *)
Transfers to the National railroad retirement investment trust .....	.....	.....	.....	.....	.....	.....	.....	.....	.....
Railroad Social Security equivalent benefit account:									
Benefit payments .....	437	.....	437	2,610	.....	2,610	2,606	.....	2,606
Interest on refund of taxes .....	(* *)	.....	(* *)	(* *)	.....	(* *)	(* *)	.....	(* *)
Transfers to the National railroad retirement investment trust .....	.....	.....	.....	.....	.....	.....	.....	.....	.....
Other .....	.....	.....	.....	.....	.....	.....	.....	.....	.....
Proprietary receipts from the public .....	.....	(* *)	(* *)	.....	(* *)	(* *)	.....	.....	.....
Intrabudgetary transactions:									
Payments from other funds to the railroad retirement trust funds .....	.....	.....	.....	.....	.....	.....	.....	.....	.....
Payments from the railroad retirement trust funds to the National railroad retirement investment trust .....	-4,000	.....	-4,000	-17,750	.....	-17,750	.....	.....	.....
Other .....	.....	.....	.....	-247	.....	-247	-166	.....	-166
Total—Railroad Retirement Board .....	758	(* *)	758	4,524	(* *)	4,523	4,363	.....	4,363
Securities and Exchange Commission .....	-210	.....	-210	-103	.....	-103	-255	.....	-255
Smithsonian Institution .....	60	.....	60	169	.....	169	248	.....	248
Tennessee Valley Authority .....	1,301	862	439	5,454	5,609	-155	5,154	5,703	-549
Other .....	271	39	232	987	222	765	923	204	719
<b>Total—Other independent agencies .....</b>	<b>8,713</b>	<b>6,636</b>	<b>2,077</b>	<b>50,871</b>	<b>44,686</b>	<b>6,185</b>	<b>52,681</b>	<b>46,241</b>	<b>6,441</b>
<b>Undistributed offsetting receipts:</b>									
Other interest .....	.....	.....	.....	.....	(* *)	(* *)	.....	(* *)	(* *)
Department of Defense Medicare-Eligible Health Care Fund .....	-688	.....	-688	-3,985	.....	-3,985	.....	.....	.....
Employer share, employee retirement:									
Department of Health and Human Services:									
Federal hospital insurance trust fund:									
Federal employer contributions .....	-183	.....	-183	-1,156	.....	-1,156	-1,052	.....	-1,052
Postal Service employer contributions .....	-55	.....	-55	-358	.....	-358	-359	.....	-359
Payments for military service credits .....	.....	.....	.....	.....	.....	.....	.....	.....	.....
Department of State:									
Foreign Service retirement and disability fund .....	-12	.....	-12	-77	.....	-77	-71	.....	-71
Other Defense Civil Programs:									
Military retirement fund .....	-1,167	.....	-1,167	-6,442	.....	-6,442	-6,209	.....	-6,209
Office of Personnel Management:									
Civil service retirement and disability fund .....	-1,070	.....	-1,070	-6,966	.....	-6,966	-6,679	.....	-6,679
Social Security Administration (off-budget):									
Federal old-age and survivors insurance trust fund:									
Federal employer contributions .....	-656	.....	-656	-3,954	.....	-3,954	-3,556	.....	-3,556
Payments for military service credits .....	.....	.....	.....	.....	.....	.....	-414	.....	-414
Federal disability insurance trust fund:									
Federal employer contributions .....	-111	.....	-111	-672	.....	-672	-603	.....	-603
Payments for military service credits .....	.....	.....	.....	.....	.....	.....	.....	.....	.....
Other .....	.....	.....	.....	-1	.....	-1	-1	.....	-1
Total—Employer share, employee retirement .....	-3,254	.....	-3,254	-19,627	.....	-19,627	-18,944	.....	-18,944

**Table 5. Outlays of the U.S. Government, March 2003 and Other Periods—Continued**  
[\$ millions]

Classification	This Month			Current Fiscal Year to Date			Prior Fiscal Year to Date		
	Gross Outlays	Applicable Receipts	Outlays	Gross Outlays	Applicable Receipts	Outlays	Gross Outlays	Applicable Receipts	Outlays
<b>Undistributed offsetting receipts:—Continued</b>									
Interest received by trust funds:									
Judicial Branch:									
Judicial survivors annuity fund .....	(* *)	.....	(* *)	-13	.....	-13	-13	.....	-13
Department of Health and Human Services:									
Federal hospital insurance trust fund .....	-5	.....	-5	-7,241	.....	-7,241	-6,701	.....	-6,701
Federal supplementary medical insurance trust fund .....	-15	.....	-15	-1,291	.....	-1,291	-1,469	.....	-1,469
Department of Homeland Security:									
Oil spill liability trust fund .....	-7	.....	-7	-10	.....	-10	-19	.....	-19
Other .....	-17	.....	-17	-18	.....	-18	-16	.....	-16
Department of Labor:									
Unemployment trust fund .....	-66	.....	-66	-2,174	.....	-2,174	-2,927	.....	-2,927
Department of State:									
Foreign Service retirement and disability fund .....	(* *)	.....	(* *)	-385	.....	-385	-380	.....	-380
Department of Transportation:									
Airport and airway trust fund .....	-22	.....	-22	-296	.....	-296	-425	.....	-425
Highway trust fund .....	.....	.....	.....	.....	.....	.....	.....	.....	.....
Department of Veterans Affairs:									
National service life insurance fund .....	-1	.....	-1	-394	.....	-394	-413	.....	-413
United States government life insurance fund .....	(* *)	.....	(* *)	-2	.....	-2	-2	.....	-2
Corps of Engineers .....	-3	.....	-3	-33	.....	-33	-58	.....	-58
Other Defense Civil Programs:									
Military retirement fund .....	169	.....	169	-5,512	.....	-5,512	-6,163	.....	-6,163
Educational benefits fund .....	1	.....	1	-25	.....	-25	-24	.....	-24
Armed Forces Retirement Home .....	(* *)	.....	(* *)	-3	.....	-3	5	.....	5
Environmental Protection Agency .....	-11	.....	-11	-107	.....	-107	-161	.....	-161
National Aeronautics and Space Administration .....	(* *)	.....	(* *)	-1	.....	-1	-1	.....	-1
Office of Personnel Management:									
Civil service retirement and disability fund .....	-22	.....	-22	-18,140	.....	-18,140	-17,920	.....	-17,920
Social Security Administration (off-budget):									
Federal old-age and survivors insurance trust fund ...	-51	.....	-51	-36,198	.....	-36,198	-33,382	.....	-33,382
Federal disability insurance trust fund .....	-8	.....	-8	-4,682	.....	-4,682	-4,259	.....	-4,259
Independent agencies:									
Railroad Retirement Board .....	-18	.....	-18	-755	.....	-755	138	.....	138
Other .....	-3	.....	-3	-81	.....	-81	-95	.....	-95
Other .....	1	.....	1	-77	.....	-77	-71	.....	-71
Total—Interest received by trust funds .....	-77	.....	-77	-77,439	.....	-77,439	-74,357	.....	-74,357
Rents and royalties on the outer continental shelf lands .....	.....	357	-357	.....	2,120	-2,120	.....	2,722	-2,722
Sale of major assets .....	.....	.....	.....	.....	.....	.....	.....	.....	.....
Spectrum auction proceeds .....	.....	.....	.....	.....	.....	.....	.....	.....	.....
<b>Total—Undistributed offsetting receipts .....</b>	<b>-4,019</b>	<b>357</b>	<b>-4,376</b>	<b>-101,050</b>	<b>2,121</b>	<b>-103,171</b>	<b>-93,301</b>	<b>2,722</b>	<b>-96,023</b>
<b>Total outlays .....</b>	<b>196,330</b>	<b>17,248</b>	<b>179,082</b>	<b>1,184,173</b>	<b>106,368</b>	<b>1,077,805</b>	<b>1,120,576</b>	<b>109,713</b>	<b>1,010,864</b>
<b>Total on-budget .....</b>	<b>152,587</b>	<b>11,607</b>	<b>140,980</b>	<b>972,654</b>	<b>70,202</b>	<b>902,452</b>	<b>914,482</b>	<b>74,287</b>	<b>840,195</b>
<b>Total off-budget .....</b>	<b>43,743</b>	<b>5,641</b>	<b>38,102</b>	<b>211,519</b>	<b>36,166</b>	<b>175,353</b>	<b>206,094</b>	<b>35,425</b>	<b>170,669</b>
<b>Total surplus (+) or deficit .....</b>			<b>-58,711</b>			<b>-252,649</b>			<b>-131,920</b>
<b>Total on-budget .....</b>			<b>-64,929</b>			<b>-330,111</b>			<b>-207,623</b>
<b>Total off-budget .....</b>			<b>+6,217</b>			<b>+77,462</b>			<b>+75,703</b>

**MEMORANDUM**

Receipts offset against outlays

[\$ millions]

	Current Fiscal Year to Date	Comparable Period Prior Fiscal Year
Proprietary receipts .....	27,328	29,086
Intrabudgetary transactions .....	204,680	163,188
Governmental receipts .....	1,841	1,746
Total receipts offset against outlays .....	<u>233,848</u>	<u>194,020</u>

<sup>1</sup>Includes FICA and SECA tax credits, non-contributory military service credits, special benefits for the aged, and credit for the unnegotiated OASI benefit checks.

<sup>2</sup>The Postal Service accounting is comprised of thirteen 28-day periods. To conform with the MTS calendar-month reporting basis used by all other Federal agencies, the MTS reflects USPS results through March 23<sup>rd</sup> and estimates for \$510 million through March 31<sup>st</sup>.

... No Transactions.

(\* \*) Less than \$500,000.

Note: Details may not add to totals due to rounding.

**Table 6. Means of Financing the Deficit or Disposition of Surplus by the U.S. Government, March 2003 and Other Periods**

[\$ millions]

Assets and Liabilities Directly Related to Budget Off-budget Activity	Net Transactions (-) denotes net reduction of either liability or asset accounts			Account Balances Current Fiscal Year		
	This Month	Fiscal Year to Date		Beginning of		Close of This month
		This Year	Prior Year	This Year	This Month	
<b>Liability accounts:</b>						
Borrowing from the public:						
Treasury securities, issued under general Financing authorities:						
Debt held by the public .....	27,424	158,132	104,827	3,553,180	3,683,888	3,711,312
Intragovernmental holdings .....	-12,438	74,409	93,741	2,675,056	2,761,902	2,749,464
Total Treasury securities outstanding .....	14,986	232,540	198,568	6,228,236	6,445,790	6,460,776
Plus premium on Treasury securities .....	-41	551	536	3,525	4,117	4,076
Less discount on Treasury securities .....	-98	-6,177	-3,560	60,803	54,725	54,626
Total Treasury securities net of Premium and discount .....	15,044	239,268	202,664	6,170,959	6,395,183	6,410,227
Agency securities, issued under special financing authorities (see Schedule B. for other Agency borrowing, see Schedule C) .....	478	-291	-632	27,170	26,402	26,880
Total federal securities .....	15,522	238,977	202,032	6,198,129	6,421,585	6,437,106
Deduct:						
Federal securities held as investments of government accounts (see Schedule D) .....	-13,506	74,349	93,601	2,675,648	2,763,503	2,749,997
Less discount on federal securities held as investments of government accounts .....	187	-4,221	1,867	17,673	13,266	13,453
Net federal securities held as investments of government accounts .....	-13,693	78,570	91,734	2,657,974	2,750,238	2,736,545
Total borrowing from the public .....	29,215	160,407	110,298	3,540,155	3,671,347	3,700,562
Accrued interest payable to the public .....	8,903	-879	-2,783	32,869	23,087	31,990
Allocations of special drawing rights .....	14	250	-206	6,481	6,717	6,731
Deposit funds .....	24,384	50,856	3,175	7,186	33,658	58,042
Miscellaneous liability accounts (includes checks outstanding etc.) .....	2,610	5,735	4,883	8,098	11,223	13,833
<b>Total liability accounts .....</b>	<b>65,126</b>	<b>216,369</b>	<b>115,367</b>	<b>3,594,788</b>	<b>3,746,031</b>	<b>3,811,157</b>
<b>Asset accounts (deduct)</b>						
Cash and monetary assets:						
U.S. Treasury operating cash: <sup>1</sup>						
Federal Reserve account .....	2,478	-1,133	-4,104	7,879	4,268	6,746
Tax and loan note accounts .....	2,218	-46,502	-26,020	53,007	4,286	6,504
Balance .....	4,695	-47,635	-30,125	60,886	8,555	13,250
Special drawing rights:						
Total holdings .....	24	-317	-111	11,710	11,368	11,392
SDR certificates issued to Federal Reserve Banks .....	.....	.....	.....	-2,200	-2,200	-2,200
Balance .....	24	-317	-111	9,510	9,168	9,192
Reserve position on the U.S. quota in the IMF:						
U.S. subscription to International Monetary Fund:						
Direct quota payments .....	.....	.....	.....	46,525	46,525	46,525
Maintenance of value adjustments .....	109	1,898	-1,564	2,612	4,401	4,510
Letter of credit issued to IMF .....	1,121	1,191	-757	-26,876	-26,806	-25,685
Dollar deposits with the IMF .....	1	-8	24	-113	-122	-121
Receivable/Payable (-) for interim maintenance of value adjustments .....	-58	-1,084	973	-1,284	-2,310	-2,368
Balance .....	1,173	1,997	-1,325	20,864	21,688	22,861
Loans to International Monetary Fund .....	.....	.....	.....	.....	.....	.....
Other cash and monetary assets .....	-7,791	-3,950	7,478	49,834	53,675	45,884
Total cash and monetary assets .....	-1,898	-49,905	-24,082	141,093	93,086	91,188
Non-federal securities of the National railroad Retirement investment trust .....	4,000	17,749	.....	1,500	15,249	19,249
Net Activity, Guaranteed Loan Financing .....	124	-1,492	1,457	-16,293	-17,909	-17,785
Net Activity, Direct Loan Financing .....	-4,014	-2,326	5,003	139,306	140,994	136,980
Miscellaneous asset accounts .....	8,169	-196	-1,489	376	-7,989	180
<b>Total asset accounts .....</b>	<b>6,380</b>	<b>-36,171</b>	<b>-19,111</b>	<b>265,983</b>	<b>223,432</b>	<b>229,812</b>
<b>Excess of liabilities (+) or assets (-) .....</b>	<b>+58,745</b>	<b>+252,541</b>	<b>+134,477</b>	<b>+3,328,804</b>	<b>+3,522,600</b>	<b>3,581,345</b>
Transactions not applied to current year's surplus or deficit (see Schedule A for Details) .....	-34	108	-2,557	.....	142	108
<b>Total budget and off-budget federal entities (financing of deficit (+) or disposition of surplus (-)) .....</b>	<b>+58,711</b>	<b>+252,649</b>	<b>+131,920</b>	<b>+3,328,804</b>	<b>+3,522,742</b>	<b>+3,581,453</b>

<sup>1</sup>Major sources of information used to determine Treasury's operating cash balance include Federal Reserve Banks, the Treasury Regional Finance Centers, the Internal Revenue Service Centers, the Bureau of the Public Debt and various electronic systems. Deposits are reflected as received and withdrawals are reflected as processed.

... No Transactions.  
Note: Details may not add to totals due to rounding.

**Table 6. Schedule A—Analysis of Change in Excess of Liabilities of the U.S. Government, March 2003 and Other Periods**

Classification	[\$ millions]		
	This Month	Fiscal Year to Date	
		This Year	Prior Year
<b>Excess of liabilities beginning of period:</b>			
Based on composition of unified budget in preceding period .....	3,522,600	3,330,364	3,167,986
Adjustments during current fiscal year for changes in composition of unified budget:			
Revisions by federal agencies to the prior budget results .....	.....	-1,560	226
Excess of liabilities beginning of period (current basis) .....	3,522,600	3,328,804	3,168,212
<b>Budget surplus (-) or deficit:</b>			
Based on composition of unified budget in prior fiscal year .....	58,711	252,649	131,920
Changes in composition of unified budget .....	.....	.....	.....
Total surplus (-) or deficit (Table 2) .....	58,711	252,649	131,920
Total-on-budget (Table 2) .....	64,929	330,111	207,623
Total-off-budget (Table 2) .....	-6,217	-77,462	-75,703
<b>Transactions not applied to current year's surplus or deficit:</b>			
Seigniorage .....	.....	-142	-235
Premium/Discount on buyback of U.S. Treasury securities .....	.....	.....	2,793
Profit on sale of gold .....	.....	.....	-2
Reclassification of aged unreconciled accounts .....	34	34	1
Total-transactions not applied to current year's surplus or deficit .....	34	-108	2,557
<b>Excess of liabilities close of period .....</b>	<b>3,581,345</b>	<b>3,581,345</b>	<b>3,302,689</b>

**Table 6. Schedule B—Securities Issued by Federal Agencies Under Special Financing Authorities, March 2003 and Other Periods**

Classification	[\$ millions]					
	This Month	Net Transactions (-) denotes net reduction of liability accounts		Account Balances Current Fiscal Year		
		Fiscal Year to Date		Beginning of		Close of This month
This Year	Prior Year	This Year	This Month			
<b>Agency securities, issued under special financing authorities:</b>						
Obligations guaranteed by the United States, issued by:						
Department of Housing and Urban Development:						
Federal Housing Administration .....	15	-131	-65	298	152	166
Obligations not guaranteed by the United States, issued by:						
Legislative Branch:						
Architect of the Capitol .....	1	-1	-1	168	166	167
Independent agencies:						
Farm Credit System Financial Assistance Corporation .....	.....	.....	.....	775	775	775
Federal Communications Commission .....	.....	.....	.....	114	114	114
National Archives and Records Administration .....	-4	-4	-3	258	258	255
Tennessee Valley Authority .....	465	-155	-563	25,557	24,937	25,402
<b>Total agency securities .....</b>	<b>478</b>	<b>-291</b>	<b>-632</b>	<b>27,170</b>	<b>26,402</b>	<b>26,880</b>

... No Transactions.

Note: Details may not add to totals due to rounding.

**Table 6. Schedule C (Memorandum)—Federal Agency Borrowing Financed Through the Issue of Treasury Securities, March 2003 and Other Periods**

[\$ millions]

Classification	Transactions			Account Balances Current Fiscal Year		
	This Month	Fiscal Year to Date		Beginning of		Close of This month
		This Year	Prior Year	This Year	This Month	
<b>Borrowing from the Treasury:</b>						
Department of Agriculture:						
Farm Service Agency:						
Commodity Credit Corporation .....	-761	-2,291	-3,854	19,234	17,704	16,943
Agricultural credit insurance fund .....	.....	.....	1,055	5,550	5,550	5,550
Farm storage facility loans .....	7	11	8	261	265	272
Apple loans fund .....	.....	.....	.....	20	20	20
Emergency boll weevil loan fund .....	.....	.....	.....	4	4	4
Natural Resources Conservation Service .....	.....	.....	.....	5	5	5
Rural Housing Service:						
Rural housing insurance .....	813	813	1,015	9,708	9,708	10,520
Rural community facility loans fund .....	207	207	233	1,072	1,072	1,279
Rural Business – Cooperative Service:						
Rural business and industry loans .....	.....	.....	27	140	140	140
Rural development loan fund .....	.....	20	20	201	221	221
Rural economic development loan fund .....	.....	.....	11	76	76	76
Rural Utilities Service:						
Rural water and waste disposal fund .....	.....	531	110	4,374	4,905	4,905
Rural communication development fund .....	.....	.....	.....	25	25	25
Rural electrification and telecommunications fund .....	333	-72	584	11,070	10,665	10,998
Rural telephone bank .....	.....	.....	69	323	323	323
Distance learning and telemedicine program .....	20	20	47	49	49	69
Rural development insurance fund .....	.....	-230	-160	471	241	241
Foreign Agricultural Service .....	.....	-151	-81	906	754	754
Department of Commerce:						
Departmental Management:						
Emergency steel guaranteed loan fund .....	.....	.....	79	79	79	79
National Oceanic and Atmospheric Administration:						
Fisheries finance .....	6	24	9	170	188	194
Fishing vessel obligations .....	.....	.....	(* *)	13	13	13
Department of Defense – Military:						
Family Housing improvement loans .....	.....	9	16	44	53	53
Department of Education:						
College housing and academic facilities loans .....	.....	-3	-2	215	211	211
Federal direct student loans .....	.....	11,669	12,407	89,498	101,167	101,167
Department of Energy:						
Bonneville Power Administration fund .....	.....	30	140	2,770	2,800	2,800
Department of Homeland Security:						
National flood insurance fund .....	.....	-10	-40	10	.....	.....
Disaster assistance loan fund .....	.....	.....	-1	4	4	4
Department of Housing and Urban Development:						
Public and Indian Housing Programs:						
Low-rent public housing – loans and other expenses .....	.....	25	25	.....	25	25
Housing Programs:						
Federal Housing Administration .....	.....	500	500	7,553	8,053	8,053
Housing for the elderly and handicapped .....	.....	.....	.....	2,640	2,640	2,640
Department of the Interior:						
Helium fund .....	.....	.....	.....	252	252	252
Bureau of Reclamation loan fund .....	.....	(* *)	8	97	97	97
Bureau of Indian Affairs .....	.....	.....	.....	25	25	25
Assistance to American Samoa loan fund .....	.....	3	2	12	15	15
Department of Justice:						
Federal Prison Industries, Incorporated .....	.....	.....	.....	20	20	20
Department of State:						
Repatriation loans .....	(* *)	(* *)	.....	(* *)	(* *)	(* *)
Department of Transportation:						
Federal Aviation Administration:						
Aircraft purchase loan guarantee program .....	.....	.....	.....	(* *)	(* *)	(* *)
Federal Highway Administration:						
Transportation infrastructure finance and innovation fund .....	.....	16	44	354	370	370
Federal Railroad Administration:						
Alameda corridor project .....	.....	.....	.....	513	513	513
Railroad rehabilitation and improvement loan fund .....	1	5	.....	104	108	109
Other .....	.....	.....	.....	(* *)	(* *)	(* *)
Maritime Administration:						
Ocean freight differential .....	10	31	.....	.....	20	31
Maritime guaranteed loan (Title XI) fund .....	.....	.....	136	29	29	29
Department of Treasury:						
Departmental Offices:						
Community development financial institutions fund .....	1	5	4	25	29	30
Federal Financing Bank revolving fund .....	-15,523	-4,268	-4,787	24,693	35,948	20,425

**Table 6. Schedule C (Memorandum)—Federal Agency Borrowing Financed Through the Issue of Treasury Securities, March 2003 and Other Periods—Continued**

[\$ millions]

Classification	Transactions			Account Balances Current Fiscal Year		
	This Month	Fiscal Year to Date		Beginning of		Close of This month
		This Year	Prior Year	This Year	This Month	
<b>Borrowing from the Treasury:—Continued</b>						
Department of Veterans Affairs:						
Veterans housing benefit program fund .....	75	75	2,797	3,003	3,003	3,078
Native American veteran housing fund .....	5	5	5	21	21	27
Vocational rehabilitation loan fund .....	.....	2	2	1	3	3
Corps of Engineers:						
Washington aqueduct .....	(* *)	-8	-7	24	17	17
Environmental Protection Agency:						
Abatement, control, and compliance loan program .....	.....	(* *)	-5	24	24	24
General Services Administration:						
Land acquisition and development fund .....	.....	.....	.....	(* *)	(* *)	(* *)
International Assistance Program:						
International Security Assistance:						
Foreign military loan program .....	522	530	226	1,317	1,324	1,847
Military debt reduction .....	(* *)	30	.....	2	31	31
Agency for International Development:						
International debt reduction .....	.....	.....	.....	16	16	16
Microenterprise and small enterprise development .....	.....	.....	.....	1	1	1
Overseas Private Investment Corporation .....	8	16	50	132	140	147
Small Business Administration:						
Business loan fund .....	.....	155	11	1,294	1,448	1,448
Disaster loan fund .....	.....	-4,455	555	9,742	5,287	5,287
Independent agencies:						
Export-Import Bank of the United States .....	218	218	-983	6,657	6,657	6,875
Federal Communications Commission:						
Spectrum auction loan fund .....	.....	.....	.....	5,771	5,771	5,771
Presidio trust fund .....	.....	.....	.....	50	50	50
Railroad Retirement Board:						
Social Security equivalent benefit account .....	279	1,605	1,535	2,870	4,196	4,475
Smithsonian Institution:						
John F. Kennedy Center parking facilities .....	.....	.....	.....	20	20	20
Tennessee Valley Authority .....	-150	.....	.....	.....	150	.....
<b>Total agency borrowing from the Treasury financed through Treasury securities issued .....</b>	<b>-13,929</b>	<b>5,065</b>	<b>11,812</b>	<b>213,555</b>	<b>232,548</b>	<b>218,620</b>
<b>Borrowing from the Federal Financing Bank:</b>						
Department of Agriculture:						
Rural Housing Service:						
Rural housing insurance fund .....	.....	-375	.....	2,905	2,530	2,530
Rural Utilities Service:						
Rural electrification and telecommunications fund .....	10	702	456	18,329	19,021	19,031
Rural development insurance fund .....	.....	.....	-575	950	950	950
Department of Defense – Military:						
Department of the Navy .....	.....	.....	.....	1,624	1,624	1,624
Defense agencies .....	.....	-75	-100	-844	-919	-919
Department of Education:						
Historically Black college and university capital financing fund .....	(* *)	6	21	69	74	74
Department of Health and Human Services:						
Health maintenance organization loan and loan guarantee fund .....	.....	.....	.....	(* *)	(* *)	(* *)
Department of Housing and Urban Development:						
Low-rent housing – loans and other expenses .....	.....	-74	-71	1,207	1,133	1,133
Community development grants .....	.....	-1	-1	5	4	4
Department of the Interior:						
Assistance to territories .....	.....	-1	-1	11	10	10
Department of Transportation:						
Railroad rehabilitation and improvement loan fund .....	(* *)	(* *)	(* *)	3	3	3
General Services Administration:						
Federal buildings fund .....	-4	-34	-30	2,206	2,176	2,172
International Assistance Program:						
Foreign military financing program .....	-18	-117	-117	1,923	1,823	1,805
Small Business Administration:						
Business loan fund .....	-2	-13	-16	102	91	89
Independent agencies:						
Postal Service .....	.....	-3,841	-4,363	11,114	7,273	7,273
<b>Total borrowing from the Federal Financing Bank .....</b>	<b>-14</b>	<b>-3,824</b>	<b>-4,798</b>	<b>39,605</b>	<b>35,794</b>	<b>35,780</b>

Note: This table includes lending by the Federal Financing Bank accomplished by the purchase of agency financial assets, by the acquisition of agency debt securities, and by direct loans on behalf of an agency. The Federal Financing Bank borrows from Treasury and issues its own securities and in turn may loan these funds to agencies in lieu of agencies borrowing directly through Treasury or issuing their own securities.

... No Transactions.

(\* \*) Less than \$500,000.

Note: Details may not add to totals due to rounding.

**Table 6. Schedule D—Investments of Federal Government Accounts in Federal Securities, March 2003 and Other Periods**

[\$ millions]

Classification	Net Purchases or Sales (-)		Securities Held as Investments Current Fiscal Year			
	This Month	Fiscal Year to Date		Beginning of		Close of This month
		This Year	Prior Year	This Year	This Month	
<b>Federal funds:</b>						
Department of Agriculture .....	-3	-6	13	55	52	49
Department of Commerce .....	-3	.....	-2	.....	3	.....
Department of Defense-Military:						
Defense cooperation account .....	(* *)	(* *)	6	13	13	13
Department of Energy .....	-56	2,144	636	26,408	28,608	28,552
Department of Homeland Security .....	110	110	.....	.....	.....	110
Department of Housing and Urban Development:						
Housing Programs:						
Federal Housing Administration fund .....	302	3,184	2,954	21,251	24,132	24,435
Government National Mortgage Association:						
Guarantees of mortgage-backed securities .....	13	134	172	6,958	7,079	7,092
Other .....	.....	245	.....	.....	245	245
Department of the Interior .....	-59	16	141	3,990	4,064	4,005
Department of Labor .....	115	261	2,221	12,911	13,057	13,172
Department of Transportation .....	.....	35	101	123	158	158
Department of the Treasury .....	-1,968	-1,114	-251	10,007	10,861	8,893
Department of Veterans Affairs:						
Canteen service revolving fund .....	3	2	1	29	28	31
Veterans reopened insurance fund .....	-4	-6	-4	475	474	470
Servicemen's group life insurance fund .....	.....	(* *)	(* *)	6	7	7
Other Defense Civil Programs:						
Uniformed services retiree health care fund .....	109	16,094	.....	.....	15,985	16,094
Independent agencies:						
Federal Deposit Insurance Corporation:						
Bank insurance fund .....	-184	-288	-965	30,542	30,437	30,254
Savings association insurance fund .....	5	249	-40	11,153	11,397	11,402
FSLIC resolution fund .....	2	113	69	2,800	2,911	2,913
National Credit Union Administration .....	51	350	348	5,185	5,484	5,534
Postal Service .....	346	644	-842	1,430	1,728	2,074
Other .....	14	161	143	5,172	5,318	5,332
Other .....	61	343	51	4,882	5,164	5,226
Total Treasury securities .....	-1,145	22,671	4,753	143,390	167,205	166,061
<b>Total Federal funds .....</b>	<b>-1,145</b>	<b>22,671</b>	<b>4,753</b>	<b>143,390</b>	<b>167,205</b>	<b>166,061</b>
<b>Trust funds:</b>						
Legislative Branch:						
Library of Congress .....	-2	-7	18	58	52	51
United States Tax Court .....	.....	(* *)	(* *)	7	8	8
Other .....	(* *)	6	24	71	77	78
Judicial Branch:						
Judicial retirement funds .....	32	30	36	582	580	611
Department of Agriculture .....	-8	-10	26	39	38	29
Department of Defense-Military:						
Voluntary separation incentive fund .....	-6	60	51	782	848	842
Other .....	-2	-8	-4	53	47	45



**Table 6. Schedule D—Investments of Federal Government Accounts in Federal Securities, March 2003 and Other Periods—Continued**

[\$ millions]

Classification	Net Purchases or Sales (-)			Securities Held as Investments Current Fiscal Year		
	This Month	Fiscal Year to Date		Beginning of		Close of This month
		This Year	Prior Year	This Year	This Month	
<b>Trust Funds—Continued</b>						
Department of Health and Human Services:						
Federal hospital insurance trust fund .....	220	10,016	17,031	228,906	238,702	238,922
Federal supplementary medical insurance trust fund .....	-274	-5,655	810	38,804	33,424	33,149
Other .....	-24	52	41	1,879	1,955	1,931
Department of Homeland Security .....	-32	-88	-85	2,375	2,319	2,288
Department of the Interior .....	8	27	45	29	48	56
Department of Justice .....	.....	.....	-15	.....	.....	.....
Department of Labor:						
Unemployment trust fund .....	-4,973	-18,994	-12,764	68,265	54,244	49,271
Other .....	20	-3	1	69	46	66
Department of State:						
Foreign Service retirement and disability fund .....	47	302	340	11,734	11,989	12,036
Other .....	1	-1	2	16	15	16
Department of Transportation:						
Airport and airway trust fund .....	-2,587	369	-159	10,997	13,953	11,365
Highway trust fund .....	-2,526	-2,395	-4,146	18,840	18,971	16,445
Other .....	.....	.....	.....	(*)	(*)	(*)
Department of Treasury .....	-47	21	33	401	469	422
Department of Veterans Affairs:						
General post fund, national homes .....	28	9	-11	47	28	56
National service life insurance .....	-94	-94	-78	11,465	11,465	11,371
United States government life insurance fund .....	-1	-3	-3	62	60	59
Veterans special life insurance fund .....	-8	26	26	1,807	1,841	1,833
Corps of Engineers .....	6	49	-82	2,252	2,295	2,301
Other Defense Civil Programs:						
Military retirement fund .....	-1,711	13,902	12,559	162,396	178,009	176,298
Other .....	-9	14	22	1,124	1,147	1,138
Environmental Protection Agency .....	29	-399	-52	5,127	4,699	4,728
National Aeronautics and Space Administration .....	(*)	(*)	(*)	14	14	14
Office of Personnel Management:						
Civil service retirement and disability fund:						
Treasury securities .....	-2,757	2,404	2,492	573,713	578,874	576,117
Employees life insurance fund .....	-23	760	616	25,350	26,133	26,110
Employees and retired employees health benefits fund .....	363	895	454	7,554	8,086	8,450
Social Security Administration:						
Federal old-age and survivors insurance trust fund .....	5,327	65,343	62,867	1,173,759	1,233,775	1,239,102
Federal disability insurance trust fund .....	674	7,698	8,874	155,287	162,311	162,985
Independent agencies:						
Harry S. Truman Memorial Scholarship trust fund .....	.....	.....	.....	55	55	55
Japan-United States Friendship Commission .....	.....	(*)	-1	40	40	40
Railroad Retirement Board:						
Treasury securities .....	-4,078	-22,519	78	25,260	6,819	2,741
Other .....	46	-127	-198	3,036	2,863	2,909
Total Treasury securities .....	-12,361	51,679	88,848	2,532,258	2,596,298	2,583,936
<b>Total trust funds .....</b>	<b>-12,361</b>	<b>51,679</b>	<b>88,848</b>	<b>2,532,258</b>	<b>2,596,298</b>	<b>2,583,936</b>
<b>Grand total .....</b>	<b>-13,506</b>	<b>74,349</b>	<b>93,601</b>	<b>2,675,648</b>	<b>2,763,503</b>	<b>2,749,997</b>

... No Transactions.  
(\*) Less than \$500,000.

Note: Investments are in public debt securities unless otherwise noted.  
Note: Details may not add to totals due to rounding.

**Table 6. Schedule E—Net Activity, Guaranteed and Direct Loan Financing, March 2003 and Other Periods**

[\$ millions]

Classification	Net Transactions (-) denotes net reduction of asset accounts			Account Balances Current Fiscal Year		
	This Month	Fiscal Year to Date		Beginning of		Close of This month
		This Year	Prior Year	This Year	This Month	
<b>Guaranteed Loan Financing Activity:</b>						
Department of Agriculture:						
Farm Service Agency:						
Commodity Credit Corporation export fund .....	-5	-73	-157	626	558	552
Agricultural credit insurance fund .....	-6	-11	-63	-598	-603	-609
Rural Housing Service:						
Rural community facility loans .....	(*)	-2	1	7	5	5
Rural housing insurance fund .....	3	17	-5	-319	-304	-302
Rural Business-Cooperative Service:						
Rural business and industry loans .....	-1	34	28	-31	4	3
Rural Utilities Service:						
Rural water and waste disposal fund .....	(*)	(*)	(*)	-24	-24	-24
Department of Commerce:						
General Administration:						
Emergency oil, gas, and steel account .....		-1	78	72	71	71
National Oceanic and Atmospheric Administration:						
Fishing vessel obligations .....	-5	-5	1	12	11	6
Department of Defense-Military .....		2	-4	-19	-16	-16
Department of Education:						
Office of Student Financial Assistance:						
Federal family education loans .....	-6	-2,076	417	-8,687	-10,757	-10,764
Department of Health and Human Services:						
Health Resources and Services Administration:						
Health center loans .....		(*)	(*)	-1	-1	-1
Health education assistance loans .....	2	11	10	-349	-339	-337
Department of Housing and Urban Development:						
Public and Indian Housing Programs:						
Indian housing loans .....	(*)	-1	-1	-12	-12	-13
Community Planning and Development:						
Community development loans .....	(*)	-1	-1	-38	-38	-38
Housing Programs:						
FHA-Mutual mortgage insurance loans .....	320	1,689	722	4,633	6,002	6,322
FHA-General and special risk fund .....	98	-158	171	-119	-376	-278
Government National Mortgage Association:						
Guarantees of mortgaged-backed securities .....	-37	-231	-216	-807	-1,001	-1,038
Department of the Interior:						
Bureau of Indian Affairs .....	(*)	-2	(*)	-47	-49	-49
Department of Transportation:						
Office of the Secretary:						
Minority business resource center fund .....	(*)	(*)		(*)	(*)	(*)
Federal Highway Administration:						
Transportation infrastructure finance and innovation fund .....				(*)	(*)	(*)
Maritime Administration:						
Maritime guaranteed loan (Title XI) fund .....	-7	-26	297	-196	-215	-223
Department of the Treasury:						
Departmental Offices:						
Air transportation stabilization fund .....	-9	-186		-197	-373	-383
Department of Veterans Affairs:						
Veterans Benefits Administration:						
Veterans housing benefit program fund .....	-258	-367	56	-5,094	-5,202	-5,460
International Assistance Program:						
Agency for International Development:						
Loan guarantees to Israel .....				-665	-665	-665
Urban and environmental credit guaranteed loans .....	-1	4	-1	-74	-69	-70
Microenterprise and small enterprise development .....	(*)	(*)	(*)	-1	-1	-1
Development credit authority loan fund .....	(*)	(*)	(*)	-1	-1	-1
Overseas Private Investment Corporation .....	7	-24	7	-465	-496	-489
Small Business Administration:						
Business loan fund .....	43	294	101	597	849	891
Independent agencies:						
Export-Import Bank of the United States .....	-13	-379	19	-4,496	-4,863	-4,875
<b>Net Activity, Guaranteed Loan Financing .....</b>	<b>124</b>	<b>-1,492</b>	<b>1,457</b>	<b>-16,293</b>	<b>-17,909</b>	<b>-17,785</b>
<b>Direct Loan Financing Activity:</b>						
Department of Agriculture:						
Farm Service Agency:						
Agricultural credit insurance fund .....	35	-282	-1,446	2,943	2,626	2,661
Farm storage facility loans .....	-1	3	59	143	147	145
Apple loans fund .....	(*)	-2	2	10	8	8
Emergency boll weevil loan fund .....		(*)	(*)	4	4	4
Natural Resources Conservation Service:						
Agricultural resource conservation demonstration program .....		1	-1	-1	(*)	(*)
Rural Housing Service:						
Rural community facility loans fund .....	2	31	45	823	852	854
Rural housing insurance fund .....	-51	-288	-85	9,414	9,177	9,126
Rural Business-Cooperative Service:						
Rural business and industry loan fund .....	-2	-6	26	84	80	78
Rural development loan fund .....	-1	-3	2	187	185	184

**Table 6. Schedule E—Net Activity, Guaranteed and Direct Loan Financing, March 2003 and Other Periods—Continued**

[\$ millions]

Classification	Net Transactions (-) denotes net reduction of asset accounts			Account Balances Current Fiscal Year		
	This Month	Fiscal Year to Date		Beginning of		Close of This month
		This Year	Prior Year	This Year	This Month	
<b>Direct Loan Financing Activity:—Continued</b>						
Department of Agriculture:—Continued						
Rural economic development loan fund .....	-1	-3	-2	64	62	61
Rural Utilities Service:						
Rural water and waste disposal loans .....	21	58	130	3,483	3,520	3,541
Rural electrification and telecommunications fund .....	148	1,371	967	10,785	12,007	12,156
Rural telephone bank .....	-3	9	5	300	312	309
Distance learning and telemedicine program .....	23	30	19	42	49	72
Rural development insurance fund .....	.....	.....	.....	1,065	1,065	1,065
Foreign Agricultural Service:						
P.L. 480 direct loan fund .....	(*)	-66	-103	454	389	389
International debt reduction .....	(*)	-7	3	15	8	8
P.L. 480, title 1, Food for progress credits .....	.....	-65	-67	60	-5	-5
Department of Commerce:						
National Oceanic and Atmospheric Administration:						
Fisheries finance .....	2	6	-14	156	160	162
Department of Defense-Military .....	2	10	11	42	50	52
Department of Education:						
Office of Postsecondary Education:						
College housing and academic facilities loans .....	(*)	-2	-1	23	21	21
Historically Black college and university capital financing fund .....	(*)	6	21	69	74	74
Office of Student Financial Assistance:						
Federal direct student loans .....	-4,602	-2,833	4,916	88,528	90,297	85,695
Department of Homeland Security:						
Disaster assistance loan fund .....	.....	(*)	-2	1	1	1
Department of Housing and Urban Development:						
Housing Programs:						
FHA-Mutual mortgage insurance loans .....	(*)	(*)	(*)	-3	-3	-3
FHA-General and special risk fund .....	-1	.....	(*)	(*)	(*)	(*)
Department of the Interior:						
Bureau of Reclamation .....	-1	-1	17	88	88	87
Bureau of Indian Affairs .....	(*)	-2	-1	17	16	16
Assistance to American Samoa loan fund .....	.....	(*)	1	12	12	12
Department of State:						
Administration of Foreign Affairs:						
Repatriation loans .....	(*)	(*)	(*)	-3	-3	-3
Department of Transportation:						
Office of the Secretary:						
Minority business resource center .....	(*)	.....	-2	.....	(*)	.....
Federal Highway Administration:						
Transportation infrastructure finance and innovation fund .....	.....	15	25	350	365	365
Federal Railroad Administration:						
Alameda corridor project .....	.....	(*)	.....	513	513	513
Railroad rehabilitation and improvement loan fund .....	1	9	(*)	104	112	113
Amtrak corridor improvement loans .....	.....	.....	.....	-1	-1	-1
Department of the Treasury:						
Departmental Offices:						
Community development financial institutions fund .....	(*)	4	2	24	28	29
Financial Management Service .....	.....	.....	.....	(*)	(*)	(*)
Department of Veterans Affairs:						
Veterans Benefits Administration:						
Veterans housing benefit program fund .....	41	-57	818	2,679	2,581	2,622
Native American veteran housing fund .....	(*)	(*)	1	20	20	20
Vocational rehabilitation loan fund .....	(*)	(*)	(*)	1	1	1
Environmental Protection Agency:						
Abatement, control, and compliance loan program .....	.....	-2	-2	24	22	22
General Services Administration:						
Columbia Hospital for Women .....	.....	.....	-13	.....	.....	.....
International Assistance Program:						
International Security Assistance:						
Foreign military loan program .....	491	166	-255	1,275	951	1,442
Military debt reduction .....	(*)	-1	1	1	(*)	(*)
Agency for International Development:						
International debt reduction .....	.....	.....	-6	-68	-68	-68
Microenterprise and small enterprise development .....	.....	(*)	.....	(*)	(*)	(*)
Overseas Private Investment Corporation .....	6	5	40	93	92	98
Small Business Administration:						
Business loan fund .....	(*)	-2	9	111	110	109
Disaster loan fund .....	47	-180	317	4,071	3,843	3,891
Independent agencies:						
Export-Import Bank of the United States						
Federal Communications Commission:						
Spectrum auction loan fund .....	-11	-46	-235	5,749	5,715	5,704
<b>Net Activity, Direct Loan Financing .....</b>	<b>-4,014</b>	<b>-2,326</b>	<b>5,003</b>	<b>139,306</b>	<b>140,994</b>	<b>136,980</b>

Note: Federal credit programs provide benefits to the public in the form of direct loans and loan guarantees. This table reflects cash transactions and balances of the nonbudgetary financing fund accounts that result from the disbursement of loans, collection of fees, repayment of principle, sale of collateral, interest, and subsidy received from the credit program accounts at net present value in accordance with the *Credit Reform Act of 1990*. Unreimbursed costs such as

administrative expenses and subsidy payments are reported on a cash basis and included within each program's budgetary totals in Table 5.

... No Transactions.

(\*) Less than \$500,000.

Note: Details may not add to totals due to rounding.

**Table 7. Receipts and Outlays of the U.S. Government by Month, Fiscal Year 2003**  
 [\$ millions]

Classification	Oct.	Nov.	Dec.	Jan.	Feb.	March	April	May	June	July	Aug.	Sept.	Fiscal Year To Date	Comparable Period Prior F.Y.
<b>Receipts:</b>														
Individual income taxes .....	67,686	55,010	74,968	108,825	24,981	40,604							372,076	399,204
Corporation income taxes .....	-4,490	-2,145	39,623	1,193	-1,201	11,585							44,566	78,334
Social insurance and retirement receipts:														
Employment and general retirement .....	48,358	52,254	55,986	63,598	52,526	55,418							328,141	322,610
Unemployment insurance .....	1,537	2,433	287	1,362	2,123	315							8,056	7,619
Other retirement .....	438	358	360	431	330	387							2,303	2,281
Excise taxes .....	4,612	5,958	5,480	5,395	5,226	4,689							31,361	30,569
Estate and gift taxes .....	2,017	1,655	1,885	2,000	1,561	1,941							11,058	12,931
Customs duties .....	1,563	1,627	1,655	1,681	1,527	1,577							9,631	8,919
Miscellaneous receipts .....	2,835	2,887	2,554	3,411	2,422	3,856							17,964	16,475
<b>Total—Receipts this year .....</b>	<b>124,557</b>	<b>120,037</b>	<b>182,799</b>	<b>187,897</b>	<b>89,496</b>	<b>120,371</b>							<b>825,156</b>	<b>.....</b>
<b>(On-budget) .....</b>	<b>88,065</b>	<b>80,671</b>	<b>140,682</b>	<b>138,697</b>	<b>48,176</b>	<b>76,051</b>							<b>572,341</b>	<b>.....</b>
<b>(Off-budget) .....</b>	<b>36,492</b>	<b>39,366</b>	<b>42,117</b>	<b>49,200</b>	<b>41,320</b>	<b>44,320</b>							<b>252,815</b>	<b>.....</b>
<i>Total—Receipts prior year .....</i>	<i>157,163</i>	<i>121,233</i>	<i>187,914</i>	<i>203,452</i>	<i>97,962</i>	<i>111,220</i>							<i>.....</i>	<i>878,943</i>
<i>(On budget) .....</i>	<i>122,003</i>	<i>83,374</i>	<i>150,942</i>	<i>153,541</i>	<i>57,087</i>	<i>65,624</i>							<i>.....</i>	<i>632,571</i>
<i>(Off budget) .....</i>	<i>35,159</i>	<i>37,858</i>	<i>36,973</i>	<i>49,911</i>	<i>40,875</i>	<i>45,596</i>							<i>.....</i>	<i>246,372</i>
<b>Outlays</b>														
Legislative Branch .....	335	259	274	291	253	340							1,753	1,593
Judicial Branch .....	412	407	399	520	404	380							2,522	2,375
Department of Agriculture:														
Commodity Credit Corporation and Foreign Agricultural Service .....	3,779	3,473	3,339	2,899	968	591							15,048	17,062
Other .....	5,557	4,384	5,318	4,854	4,063	5,000							29,177	26,616
Department of Commerce .....	427	481	525	437	408	464							2,742	2,628
Department of Defense:														
Military:														
Military Personnel .....	8,074	11,194	8,140	8,373	8,638	5,515							49,934	41,145
Operation and Maintenance .....	9,568	11,623	10,203	12,092	10,855	13,299							67,640	60,423
Procurement .....	4,475	4,612	6,807	4,862	4,511	5,542							30,809	30,358
Research, Development, Test, and Evaluation .....	3,808	4,118	5,652	4,027	3,369	4,002							24,976	21,339
Military Construction .....	490	482	508	379	483	319							2,661	2,380
Family Housing .....	276	271	276	338	269	355							1,784	1,782
Revolving and Management funds .....	542	381	1,435	-405	661	-109							2,505	1,711
Other .....	1,511	-1,389	586	97	-173	-33							601	1,097
<b>Total Military .....</b>	<b>28,745</b>	<b>31,293</b>	<b>33,607</b>	<b>29,762</b>	<b>28,613</b>	<b>28,889</b>							<b>180,909</b>	<b>160,234</b>
Department of Education .....	4,237	3,449	4,123	6,631	5,376	9,087							32,903	22,843
Department of Energy .....	2,255	1,886	1,156	1,635	1,153	1,713							9,799	9,864
Department of Health and Human Services:														
Public Health Service .....	3,458	3,230	3,191	3,167	3,085	3,337							19,469	17,874
Centers for Medicare and Medicaid Services:														
Grants to States for Medicaid .....	14,365	12,295	12,703	13,242	12,098	12,316							77,019	72,044
Federal hospital ins. trust fund .....	13,336	13,392	13,291	12,715	12,411	9,273							74,420	70,861
Federal supp. med. ins. trust fund .....	10,515	11,021	9,921	10,377	8,653	10,451							60,938	51,797
Other .....	6,705	6,603	6,520	8,800	7,295	7,528							43,451	45,428
Administration for Children and Families .....	3,800	3,983	4,304	3,849	4,231	4,160							24,328	21,849
Other .....	-8,310	-8,136	-7,995	-10,475	-8,906	-9,324							-53,147	-54,355
Department of Homeland Security .....	1,761	2,223	2,258	1,649	5,010	2,366							15,266	7,480
Department of Housing and Urban Development .....	3,654	2,982	3,222	3,053	2,544	2,808							18,262	17,838
Department of the Interior .....	1,017	547	732	338	559	705							3,899	5,213
Department of Justice .....	2,048	1,470	1,650	1,672	1,521	1,971							10,332	10,211
Department of Labor:														
Unemployment trust fund .....	4,779	4,111	4,843	5,519	4,923	5,364							29,538	23,782
Other .....	1,135	1,176	617	1,163	454	809							5,354	3,992
Department of State .....	1,283	902	858	426	642	791							4,903	5,377
Department of Transportation:														
Highway trust fund .....	2,917	2,370	2,426	1,775	1,791	1,709							12,988	14,280
Other .....	2,044	1,284	2,032	1,155	-660	1,604							7,459	12,687
Department of the Treasury:														
Interest on Treasury debt securities (gross) .....	13,677	19,552	84,989	13,163	15,835	13,418							160,635	164,414
Other .....	1,896	1,512	775	2,077	20,910	10,411							37,581	33,081
Department of Veterans Affairs:														
Compensation and pensions .....	2,248	4,244	2,303	2,292	2,317	289							13,694	12,459

**Table 7. Receipts and Outlays of the U.S. Government by Month, Fiscal Year 2003—Continued**  
 [\$ millions]

Classification	Oct.	Nov.	Dec.	Jan.	Feb.	March	April	May	June	July	Aug.	Sept.	Fiscal Year To Date	Comparable Period Prior F.Y.
<b>Outlays—Continued</b>														
National service life .....	80	70	70	90	78	102							490	492
United States Government Life .....	1	1	1	1	1	1							5	5
Other .....	2,117	2,146	2,121	2,546	2,174	2,582							13,685	11,547
Corps of Engineers .....	580	436	396	385	382	351							2,528	2,400
Other Defense Civil Programs .....	3,461	3,112	3,222	3,534	3,208	3,566							20,103	17,527
Environmental protection .....	643	604	627	683	587	706							3,850	3,639
Executive Office of the President .....	26	25	23	38	22	26							160	279
General Services Administration .....	45	32	60	-43	-348	304							50	-74
International Assistance Program:														
International Security Assistance .....	308	721	1,117	601	1,282	1,208							5,236	6,133
Multilateral Assistance .....	310	4	2	324	32	39							712	805
International Development Assistance .....	283	344	232	256	227	358							1,701	1,741
Other .....	-4	223	-746	-163	32	219							-438	1,454
National Aeronautics and Space Administration .....	1,130	1,067	1,207	1,137	1,030	1,249							6,820	6,997
National Science Foundation .....	387	366	333	338	331	339							2,094	1,890
Office of Personnel Management .....	4,721	4,310	4,553	4,507	4,203	4,549							26,841	26,202
Small Business Administration .....	91	-359	456	58	85	32							363	355
Social Security Administration:														
Federal old-age and survivors ins. trust fund (off-budget) .....	32,667	32,825	32,880	33,342	33,201	33,226							198,139	191,534
Federal disability ins. trust fund (off-budget) .....	5,569	5,807	5,807	5,830	5,870	6,050							34,931	32,054
Other .....	2,630	5,284	2,892	2,709	2,740	23							16,277	15,938
Independent agencies:														
Fed. Deposit Ins. Corp:														
Bank insurance fund .....	20	-395	-1	-127	607	184							288	965
Savings association insurance fund .....	1	-114	-3	-45	-83	-5							-249	40
FSLIC resolution fund:														
RTC closeout .....	-7	-182	-12	392	-9	-15							168	-34
Other .....	-57	-2	-38	-4	-10	-2							-113	-48
Office of Inspector General .....														
Postal Service:														
Public enterprise funds (off-budget) .....	-1,744	-590	-1,668	171	-504	-321							-4,656	-3,894
Payments to the Postal Service fund .....	59		10										69	771
Tennessee Valley Authority .....	-392	108	345	-344	-311	439							-155	-549
Other independent agencies .....	1,976	2,016	1,752	1,799	1,491	1,798							10,833	9,189
Undistributed offsetting receipts:														
Employer share, employee retirement .....	-3,476	-3,101	-3,163	-3,473	-3,160	-3,254							-19,627	-18,944
Interest received by trust funds .....	-63	-5,204	-70,185	216	-2,126	-77							-77,439	-74,357
Rents and royalties on outer continental shelf lands .....	-282	-209	-557	-304	-412	-357							-2,120	-2,722
Sale of major assets .....														
Other .....	-605	-604	-686	-652	-750	-688							-3,985	(* *)
<b>Totals this year:</b>														
<b>Total outlays .....</b>	<b>178,549</b>	<b>179,135</b>	<b>178,426</b>	<b>176,786</b>	<b>185,826</b>	<b>179,082</b>							<b>1,077,805</b>	<b>.....</b>
<b>(On-budget) .....</b>	<b>146,520</b>	<b>141,939</b>	<b>182,834</b>	<b>142,064</b>	<b>148,114</b>	<b>140,980</b>							<b>902,452</b>	<b>.....</b>
<b>(Off-budget) .....</b>	<b>32,028</b>	<b>37,196</b>	<b>-4,408</b>	<b>34,722</b>	<b>37,712</b>	<b>38,102</b>							<b>175,353</b>	<b>.....</b>
<b>Total-surplus (+) or deficit (-) .....</b>	<b>-53,992</b>	<b>-59,099</b>	<b>+4,373</b>	<b>+11,111</b>	<b>-96,330</b>	<b>-58,711</b>							<b>-252,649</b>	<b>.....</b>
<b>(On-budget) .....</b>	<b>-58,456</b>	<b>-61,268</b>	<b>-42,153</b>	<b>-3,367</b>	<b>-99,938</b>	<b>-64,929</b>							<b>-330,111</b>	<b>.....</b>
<b>(Off-budget) .....</b>	<b>+4,464</b>	<b>+2,170</b>	<b>+46,525</b>	<b>+14,478</b>	<b>+3,608</b>	<b>+6,217</b>							<b>+77,462</b>	<b>.....</b>
<b>Total borrowing from the public ...</b>	<b>+33,385</b>	<b>+63,245</b>	<b>+237</b>	<b>-10,897</b>	<b>+45,222</b>	<b>+29,215</b>							<b>+160,407</b>	<b>+110,298</b>
<i>Total-outlays prior year .....</i>	<i>164,819</i>	<i>175,500</i>	<i>161,347</i>	<i>159,723</i>	<i>174,018</i>	<i>175,458</i>							<i>.....</i>	<i>1,010,864</i>
<i>(On-budget) .....</i>	<i>134,013</i>	<i>140,387</i>	<i>162,916</i>	<i>126,998</i>	<i>137,713</i>	<i>138,167</i>							<i>.....</i>	<i>840,195</i>
<i>(Off-budget) .....</i>	<i>30,806</i>	<i>35,113</i>	<i>-1,570</i>	<i>32,725</i>	<i>36,304</i>	<i>37,291</i>							<i>.....</i>	<i>170,669</i>
<i>Total-surplus (+) or deficit (-) prior year .....</i>	<i>-7,656</i>	<i>-54,267</i>	<i>+26,567</i>	<i>+43,729</i>	<i>-76,056</i>	<i>-64,238</i>							<i>.....</i>	<i>-131,920</i>
<i>(On-budget) .....</i>	<i>-12,010</i>	<i>-57,013</i>	<i>-11,975</i>	<i>+26,543</i>	<i>-80,626</i>	<i>-72,543</i>							<i>.....</i>	<i>-207,623</i>
<i>(Off-budget) .....</i>	<i>+4,354</i>	<i>+2,746</i>	<i>+38,542</i>	<i>+17,185</i>	<i>+4,571</i>	<i>+8,306</i>							<i>.....</i>	<i>+75,703</i>

... No transactions.

(\* \*) Less than \$500,000.

Note: Details may not add to totals due to rounding.

**Table 8. Trust Fund Impact on Budget Results and Investment Holdings as of March 31, 2003**

[\$ millions]

Classification	This Month			Fiscal Year to Date			Securities held as Investments Current Fiscal Year		
	Receipts	Outlays	Excess	Receipts	Outlays	Excess	Beginning of		Close of This Month
							This Year	This Month	
<b>Trust receipts, outlays, and investments held:</b>									
Airport and airway .....	633	2,700	-2,067	3,889	5,056	-1,166	10,997	13,953	11,365
Black lung disability .....	42	36	6	234	210	24	.....	.....	.....
Federal disability insurance .....	6,560	6,050	510	42,604	34,931	7,672	155,287	162,311	162,985
Federal employees life and health .....	.....	-187	187	.....	-1,474	1,474	32,904	34,219	34,560
Federal employees retirement .....	1,609	4,266	-2,657	28,060	25,295	2,765	586,037	591,450	588,772
Federal hospital insurance .....	11,572	9,331	2,240	84,899	74,797	10,102	228,906	238,702	238,922
Federal old-age and survivors insurance ...	38,611	33,226	5,385	263,273	198,139	65,134	1,173,759	1,233,775	1,239,102
Federal supplementary medical insurance ..	9,308	10,451	-1,143	55,318	60,938	-5,619	38,804	33,424	33,149
Hazardous substance superfund .....	647	138	509	664	680	-15	3,234	2,711	2,726
Highways .....	3,093	6,175	-3,081	14,622	19,410	-4,788	18,840	18,971	16,445
Military advances .....	566	836	-270	4,894	5,268	-375	.....	.....	.....
Military retirement .....	998	2,977	-1,979	29,883	17,722	12,160	162,396	178,009	176,298
Railroad retirement .....	4,442	4,738	-296	20,969	22,151	-1,181	25,260	6,819	2,741
Unemployment .....	474	5,373	-4,899	10,568	29,595	-19,027	68,265	54,244	49,271
Veterans life insurance .....	14	124	-110	484	556	-72	13,334	13,366	13,263
All other trust .....	369	406	-37	2,256	2,317	-61	14,235	14,343	14,337
<b>Total trust fund receipts and outlays and investments held from Table 6-D .....</b>	<b>78,939</b>	<b>86,641</b>	<b>-7,702</b>	<b>562,618</b>	<b>495,592</b>	<b>67,027</b>	<b>2,532,258</b>	<b>2,596,298</b>	<b>2,583,936</b>
Less: Interfund transactions .....	18,918	18,918	.....	204,807	204,807	.....	.....	.....	.....
Trust fund receipts and outlays on the basis of Tables 4 & 5 .....	60,021	67,723	-7,702	357,812	290,785	67,027	.....	.....	.....
<b>Total Federal fund receipts and outlays .....</b>	<b>60,295</b>	<b>111,304</b>	<b>-51,010</b>	<b>467,503</b>	<b>787,178</b>	<b>-319,675</b>	.....	.....	.....
Less: Interfund transactions .....	-55	-55	.....	158	158	.....	.....	.....	.....
Federal fund receipts and outlays on the basis of Table 4 & 5 .....	60,350	111,359	-51,010	467,344	787,020	-319,675	.....	.....	.....
<b>Net budget receipts &amp; outlays .....</b>	<b>120,371</b>	<b>179,082</b>	<b>-58,711</b>	<b>825,156</b>	<b>1,077,805</b>	<b>-252,649</b>	.....	.....	.....

Note: Interfund receipts and outlays are transactions between Federal funds and trust funds such as Federal payments and contributions, and interest and profits on investments in Federal securities. They have no net effect on overall budget receipts and outlays since the receipts side

of such transactions is offset against budget outlays. In this table, Interfund receipts are shown as an adjustment to arrive at total receipts and outlays of trust funds respectively.

**Table 9. Summary of Receipts by Source, and Outlays by Function of the U.S. Government, March 2003 and Other Periods**

[\$ millions]

Classification	This Month	Fiscal Year To Date	Comparable Period Prior Fiscal Year
<b>NET RECEIPTS</b>			
Individual income taxes .....	40,604	372,076	399,204
Corporation income taxes .....	11,585	44,566	78,334
Social insurance and retirement receipts:			
Employment and general retirement .....	55,418	328,141	322,610
Unemployment insurance .....	315	8,056	7,619
Other retirement .....	387	2,303	2,281
Excise taxes .....	4,689	31,361	30,569
Estate and gift taxes .....	1,941	11,058	12,931
Customs duties .....	1,577	9,631	8,919
Miscellaneous receipts .....	3,856	17,964	16,475
<b>Total .....</b>	<b>120,371</b>	<b>825,156</b>	<b>878,943</b>
<b>NET OUTLAYS</b>			
National defense .....	30,151	189,338	167,972
International affairs .....	2,611	11,769	14,785
General science, space, and technology .....	1,828	10,562	10,472
Energy .....	638	-119	-324
Natural resources and environment .....	2,248	12,785	13,214
Agriculture .....	1,294	19,364	21,516
Commerce and housing credit .....	-21	-2,742	-416
Transportation .....	4,117	26,765	29,213
Community and regional development .....	1,348	9,526	5,306
Education, training, employment and social services .....	11,133	45,067	34,913
Health .....	17,143	105,374	95,995
Medicare .....	17,416	121,849	110,363
Income security .....	32,311	183,443	165,139
Social security .....	39,263	233,035	223,967
Veterans benefits and services .....	2,991	27,920	24,570
Administration of justice .....	3,464	17,493	16,837
General government .....	2,029	9,090	9,344
Net interest .....	13,416	83,016	89,666
Undistributed offsetting receipts .....	-4,298	-25,732	-21,666
<b>Total .....</b>	<b>179,082</b>	<b>1,077,805</b>	<b>1,010,864</b>

... No transactions.

Note: Details may not add to totals due to rounding.

# Explanatory Notes

## 1. Flow of Data Into Monthly Treasury Statement

The *Monthly Treasury Statement (MTS)* is assembled from data in the central accounting system. The major sources of data include monthly accounting reports by Federal entities and disbursing officers, and daily reports from the Federal Reserve banks. These reports detail accounting transactions affecting receipts and outlays of the Federal Government and off-budget Federal entities, and their related effect on the assets and liabilities of the U.S. Government. Information is presented in the *MTS* on a modified cash basis.

## 2. Notes on Receipts

Receipts included in the report are classified into the following major categories: (1) budget receipts and (2) offsetting collections (also called applicable receipts). Budget receipts are collections from the public that result from the exercise of the Government's sovereign or governmental powers, excluding receipts offset against outlays. These collections, also called governmental receipts, consist mainly of tax receipts (including social insurance taxes), receipts from court fines, certain licenses, and deposits of earnings by the Federal Reserve System. Refunds of receipts are treated as deductions from gross receipts.

Offsetting collections are from other Government accounts or the public that are of a business-type or market-oriented nature. They are classified into two major categories: (1) offsetting collections credited to appropriations or fund accounts, and (2) offsetting receipts (i.e., amounts deposited in receipt accounts). Collections credited to appropriation or fund accounts normally can be used without appropriation action by Congress. These occur in two instances: (1) when authorized by law, amounts collected for materials or services are treated as reimbursements to appropriations and (2) in the three types of revolving funds (public enterprise, intragovernmental, and trust); collections are netted against spending, and outlays are reported as the net amount.

Offsetting receipts in receipt accounts cannot be used without being appropriated. They are subdivided into two categories: (1) proprietary receipts—these collections are from the public and they are offset against outlays by agency and by function, and (2) intragovernmental funds—these are payments into receipt accounts from Governmental appropriation or funds accounts. They finance operations within and between Government agencies and are credited with collections from other Government accounts. The transactions may be intrabudgetary when the payment and receipt both occur within the budget or from receipts from off-budget Federal entities in those cases where payment is made by a Federal entity whose budget authority and outlays are excluded from the budget totals.

Intrabudgetary transactions are subdivided into three categories: (1) interfund transactions, where the payments are from one fund group (either Federal funds or trust funds) to a receipt account in the other fund group; (2) Federal intrafund transactions, where the payments and receipts both occur within the Federal fund group; and (3) trust intrafund transactions, where the payments and receipts both occur within the trust fund group.

Offsetting receipts are generally deducted from budget authority and outlays by function, by subfunction, or by agency. There are four types of receipts, however, that are deducted from budget totals as undistributed offsetting receipts. They are: (1) agencies' payments (including payments by off-budget Federal entities) as employers into employees retirement funds, (2) interest received by trust funds, (3) rents and royalties on the Outer Continental Shelf lands, and (4) other interest (i.e., interest collected on Outer Continental Shelf money in deposit funds when such money is transferred into the budget).

## 3. Notes on Outlays

Outlays are generally accounted for on the basis of checks issued, electronic funds transferred, or cash payments made. Certain outlays do not require issuance of cash or checks. An example is charges made against appropriations for that part of employees' salaries withheld for taxes or savings bond allotments — these are counted as payments to the employee and credits for whatever purpose the money was withheld.

Outlays are stated net of offsetting collections (including receipts of revolving and management funds) and of refunds. Interest on the public debt (public issues) is recognized on the accrual basis. Federal credit programs subject to the Federal Credit Reform Act of 1990 use the cash basis of accounting and are divided into two components. The portion of the credit activities that involve a cost to the Government (mainly subsidies) is included within the budget program accounts. The remaining portion of the credit activities are in non-budget financing accounts. Outlays of off-budget Federal entities are excluded by law from budget totals. However, they are shown separately and combined with the on-budget outlays to display total Federal outlays.

## 4. Processing

The data on payments and collections are reported by account symbol into the central accounting system. In turn, the data are extracted from this system for use in the preparation of the *MTS*.

There are two major checks which are conducted to assure the consistency of the data reported:

1. Verification of payment data. The monthly payment activity reported by Federal entities on their Statements of Transactions is compared to the payment activity of Federal entities as reported by disbursing officers.
2. Verification of collection data. Reported collections appearing on Statements of Transactions are compared to deposits as reported by Federal Reserve banks.

## 5. Other Sources of Information About Federal Government Financial Activities

- *A Glossary of Terms Used in the Federal Budget Process, January 1993* (Available from the U.S. General Accounting Office, P.O. Box 6015, Gaithersburg, Md. 20877). This glossary provides a basic reference document of standardized definitions of terms used by the Federal Government in the budgetmaking process.

- *Daily Treasury Statement* (Available on the Internet at <http://www.fms.treas.gov/>). *The Daily Treasury Statement* is published each working day of the Federal Government and provides data on the cash and debt operations of the Treasury.

- *Monthly Statement of the Public Debt of the United States* (Available from GPO, Washington, D.C. 20402 on a subscription basis only and on the Internet at <http://www.publicdebt.treas.gov/opd/opd.htm>). This publication provides detailed information concerning the public debt.

- *Treasury Bulletin* (Available from GPO, Washington, D.C. 20402, by subscription or single copy and on the Internet at <http://www.fms.treas.gov/>). Quarterly. Contains a mix of narrative, tables, and charts on Treasury issues, Federal financial operations, international statistics, and special reports.

- *Budget of the United States Government, Fiscal Year 20* — (Available from GPO, Washington, D.C. 20402 and on the Internet at <http://access.gpo.gov/>). This publication is a single volume which provides budget information and contains:

- Budget of the United States Government, FY 20* —
- Appendix, The Budget of the United States Government, FY 20* —
- Analytical Perspectives*
- Historical Tables*
- Citizens Guide to the Federal Budget*

- *Combined Statement of Receipts, Outlays, and Balances of the United States Government* (Available from Financial Management Service, U.S. Department of the Treasury, Washington, D.C. 20227 and on the Internet at <http://www.fms.treas.gov/annualreport>). This report includes budgetary results at the summary level and presents individual receipt and appropriation accounts at the detail level.

**Scheduled Release**

**The release date for the April Statement  
will be 2:00 pm EST May 20, 2003.**

For sale by the Superintendent of Documents, U.S. Government Printing  
Office, Washington, D.C. 20402 (202) 512-1800. The subscription price is  
\$58.00 per year (domestic), \$81.20 per year (foreign).  
No single copies are sold.

The Monthly Treasury Statement is now available on the Department of Commerce's Economic Bulletin Board.  
For information call (202) 482-1986.

Internet service subscribers can access the current issue of the Monthly Treasury Statement through the  
Financial Management Service's home page:

<http://www.fms.treas.gov/>