

# Monthly Treasury Statement

## Receipts and Outlays of the United States Government

For Fiscal Year 2020 Through February 29, 2020, and Other Periods





### Highlight

The budget estimates provided in Tables 2 and 3 are based on the FY 2021 Budget, which was released by the Office of Management and Budget on February 10, 2020.

The detailed line items in this month's publication have been aligned to the FY 2021 Budget, released by the Office of Management and Budget on February 10, 2020.

Outlays for Military active duty and retirement, veterans benefits, Supplemental Security Income, and Medicare payments to Health Maintenance Organizations and prescription drug plans accelerated into January, because February 1, 2020, the normal payment date, fell on a non-business day.

Outlays for Military active duty and retirement, veterans benefits, Supplemental Security Income, and Medicare payments to Health Maintenance Organizations and prescription drug plans accelerated into February, because March 1, 2020, the normal payment date, fell on a non-business day.

## Contents

Summary.....	Page 5
Receipts.....	Page 10
Outlays.....	Page 11
Means of Financing.....	Page 25
Receipts/Outlays by Month.....	Page 35
Federal Trust Funds/ Securities.....	Page 37
Receipts by Source/Outlays by Function.....	Page 38
Explanatory Notes.....	Page 39

## Introduction

The *Monthly Treasury Statement of Receipts and Outlays of the United States Government (MTS)* is prepared by the Bureau of the Fiscal Service, Department of the Treasury and, after approval by the Fiscal Assistant Secretary of the Treasury, is normally released on the 8th workday of the month following the reporting month. The publication is based on data provided by Federal entities, disbursing officers, and Federal Reserve banks.

### AUDIENCE

The *MTS* is published to meet the needs of those responsible for or interested in the cash position of the Treasury, those who are responsible or interested in the Government's budget results; and individuals and businesses whose operations depend upon or are related to the Government's financial operations.

### DISCLOSURE STATEMENT

This statement summarizes the financial activities of the Federal Government and off-budget Federal entities conducted in accordance with the Budget of the U.S. Government, i.e., receipts and outlays of funds, the surplus or deficit, and the means of financing the deficit or disposing of the surplus. Information is presented on a modified cash basis; receipts are accounted for on the basis of collections; refunds of receipts are treated as deductions from gross receipts; revolving and management fund receipts, reimbursements and refunds of monies previously expended are treated as deductions from gross outlays; and interest on the public debt (public issues) is recognized on the accrual basis. Major information sources include accounting data reported by Federal entities, disbursing officers, and Federal Reserve banks.

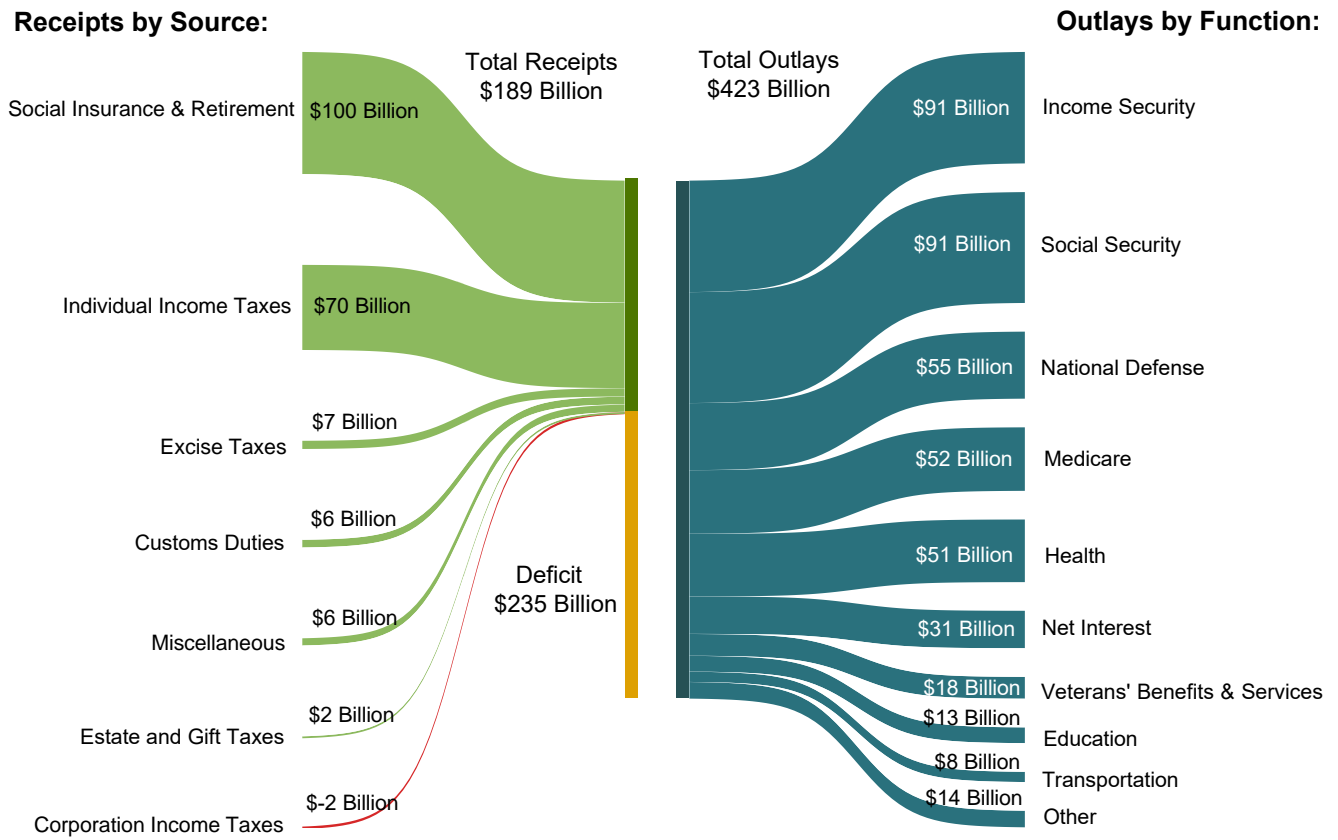
### TRIAD OF PUBLICATIONS

The *MTS* is part of a triad of Treasury financial reports. The *Daily Treasury Statement* is published each working day of the Federal Government. It provides data on the cash and debt operations of the Treasury based upon reporting of the Treasury account balances by Federal Reserve banks. The *MTS* is a report of Government receipts and outlays, based on agency reporting. The *Combined Statement of Receipts, Outlays, and Balances of the United States Government* is the official publication of the detailed receipts and outlays of the Government. It is published annually in accordance with legislative mandates given to the Secretary of the Treasury.

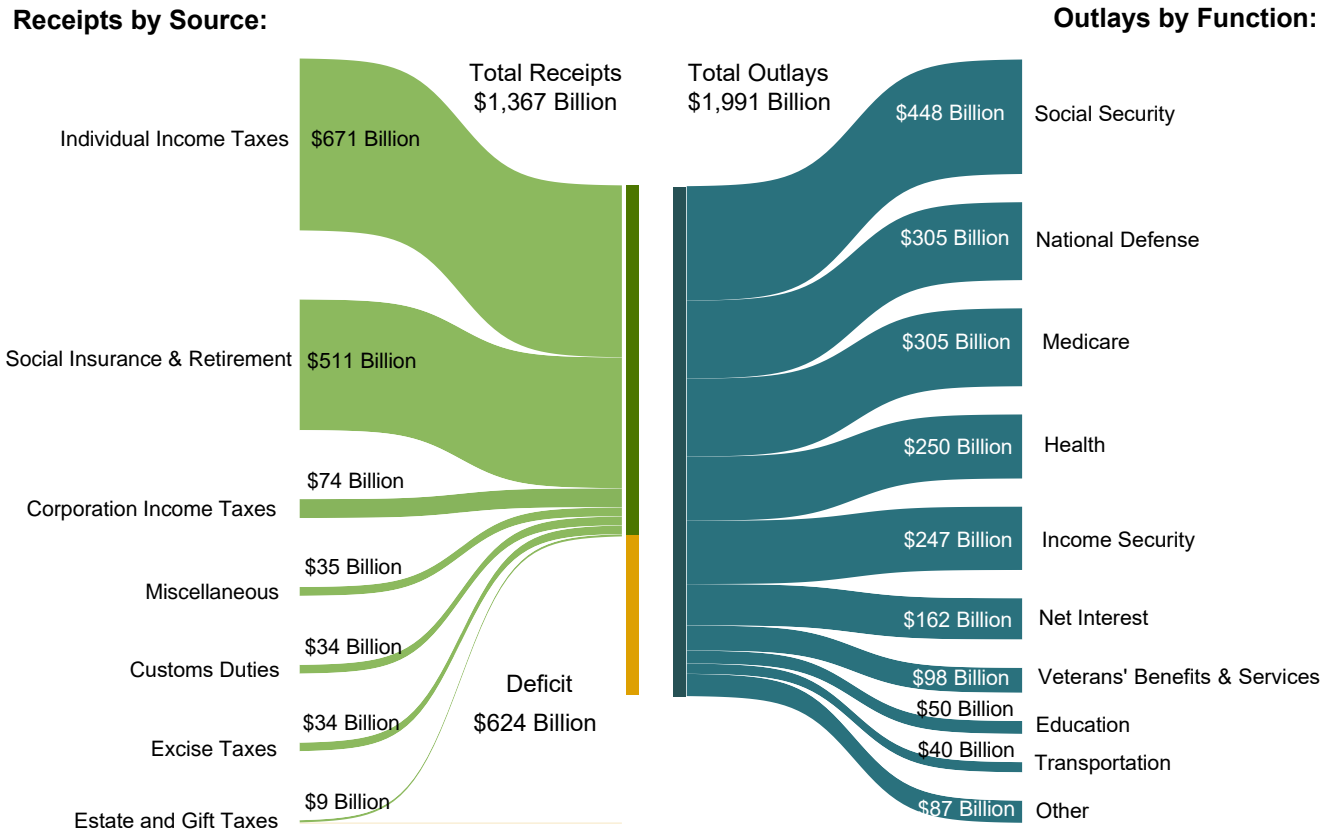
### DATA SOURCES AND INFORMATION

The Explanatory Notes section of this publication provides information concerning the flow of data into the *MTS* and sources of information relevant to the *MTS*.

**Figure 1. Receipts, Outlays, and Surplus/Deficit for February 2020**



**Figure 2. Cumulative Receipts, Outlays, and Surplus/Deficit through Fiscal Year 2020**



**Table 1. Summary of Receipts, Outlays, and the Deficit/Surplus of the U.S. Government, Fiscal Years 2019 and 2020, by Month**

[\$ millions]			
Period	Receipts	Outlays	Deficit/Surplus (-)
<b>FY 2019</b>			
October	252,692	353,183	100,491
November	205,961	410,864	204,903
December	312,584	326,123	13,539
January	339,980	331,299	-8,681
February	167,265	401,243	233,977
March	228,811	375,756	146,945
April	535,545	375,240	-160,304
May	232,064	439,833	207,768
June	333,952	342,430	8,477
July	251,348	371,043	119,695
August	227,965	428,309	200,344
September	374,056	291,288	-82,768
<b>Year-to-Date</b>	<b>3,462,223</b>	<b>4,446,611</b>	<b>984,388</b>
<b>FY 2020</b>			
October	245,521	379,988	134,467
November	225,185	434,024	208,838
December	335,805	349,091	13,286
January	372,288	404,883	32,595
February	187,951	423,286	235,335
<b>Year-to-Date</b>	<b>1,366,750</b>	<b>1,991,272</b>	<b>624,522</b>

1 Outlays increased by \$2 million due to additional reporting by the Department of the Interior.

Note: Details may not add to totals due to rounding.

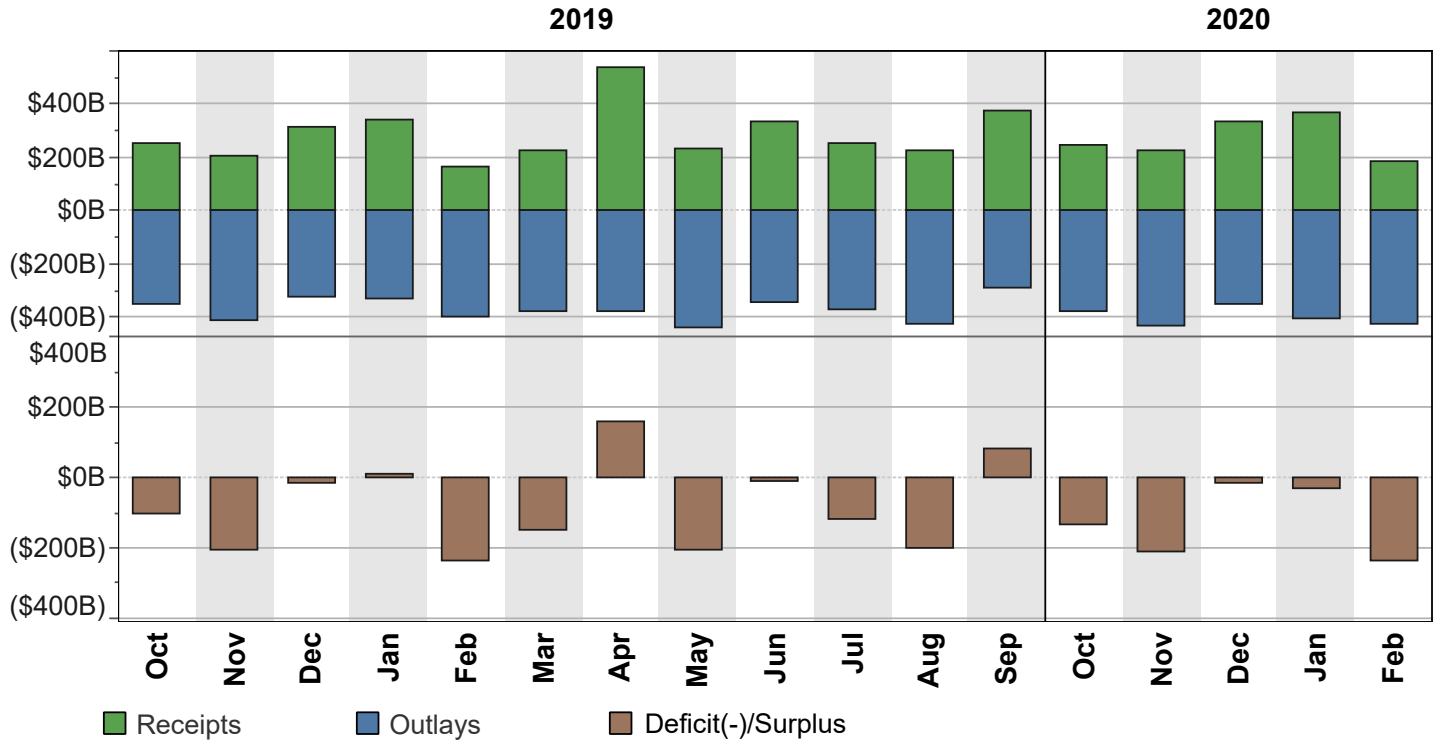
**Table 2. Summary of Budget and Off-Budget Results and Financing of the U.S. Government, February 2020 and Other Periods**

[\$ millions]					
Classification	This Month	Current Fiscal Year to Date	Budget Estimates Full Fiscal Year <sup>1</sup>	Comparable Prior Period Year to Date (2019)	Budget Estimates Next Fiscal Year (2021) <sup>1</sup>
<b>Total On-Budget and Off-Budget Results:</b>					
Total Receipts	187,951	1,366,750	3,706,327	1,278,482	3,863,293
On-Budget Receipts	112,136	990,095	2,739,254	922,477	2,852,257
Off-Budget Receipts	75,815	376,655	967,073	356,005	1,011,036
Total Outlays	423,286	1,991,272	4,789,746	1,822,712	4,829,359
On-Budget Outlays	334,347	1,609,715	3,829,949	1,464,554	3,811,118
Off-Budget Outlays	88,939	381,557	959,797	358,158	1,018,241
Total Surplus (+) or Deficit (-)	-235,335	-624,522	-1,083,419	-544,229	-966,066
On-Budget Surplus (+) or Deficit (-)	-222,212	-619,619	-1,090,695	-542,077	-958,861
Off-Budget Surplus (+) or Deficit (-)	-13,124	-4,902	+7,276	-2,153	-7,205
Total On-Budget and Off-Budget Financing	235,335	624,522	1,083,419	544,229	966,066
<b>Means of Financing:</b>					
Borrowing from the Public	200,119	593,083	1,080,435	489,346	1,030,904
Reduction of Operating Cash, Increase (-)	46,732	25,232	-2,517	94,048	.....
By Other Means	-11,516	6,207	5,500	-39,164	-64,838

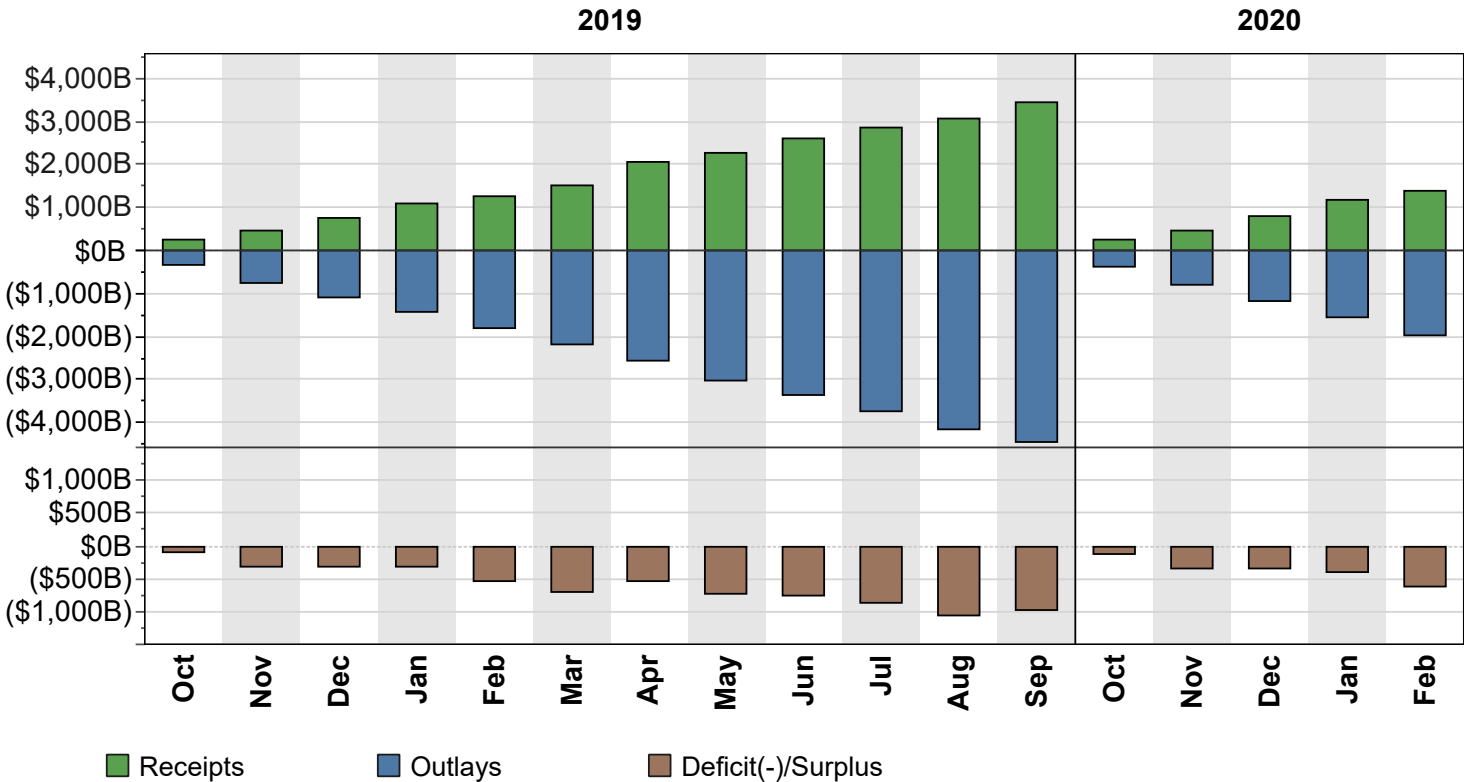
1 These estimates are based on the FY 2021 Budget, released by the Office of Management and Budget on February 10, 2020.

Note: Details may not add to totals due to rounding.  
... No Transactions

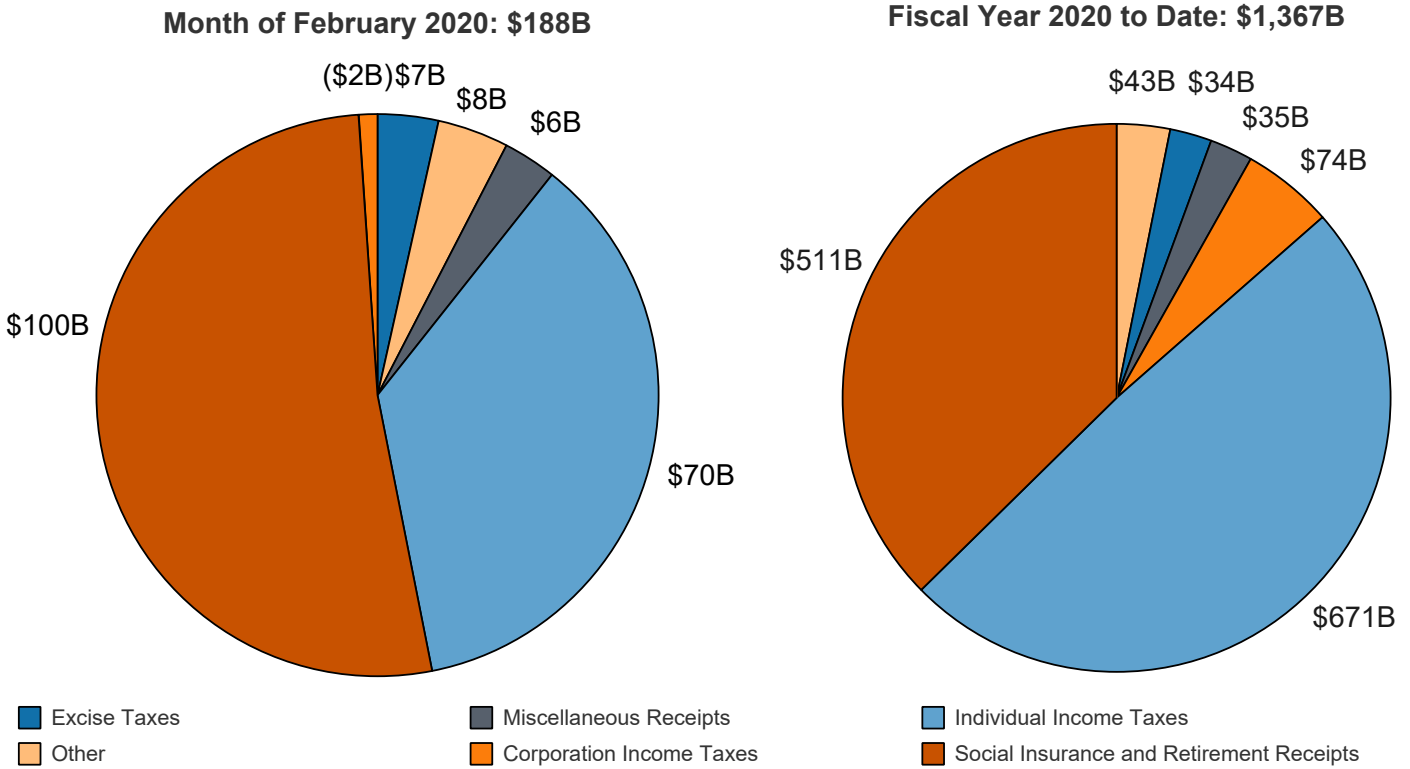
**Figure 3. Monthly Receipts, Outlays, and Budget Deficit/Surplus of the U.S. Government, Fiscal Years 2019 and 2020**



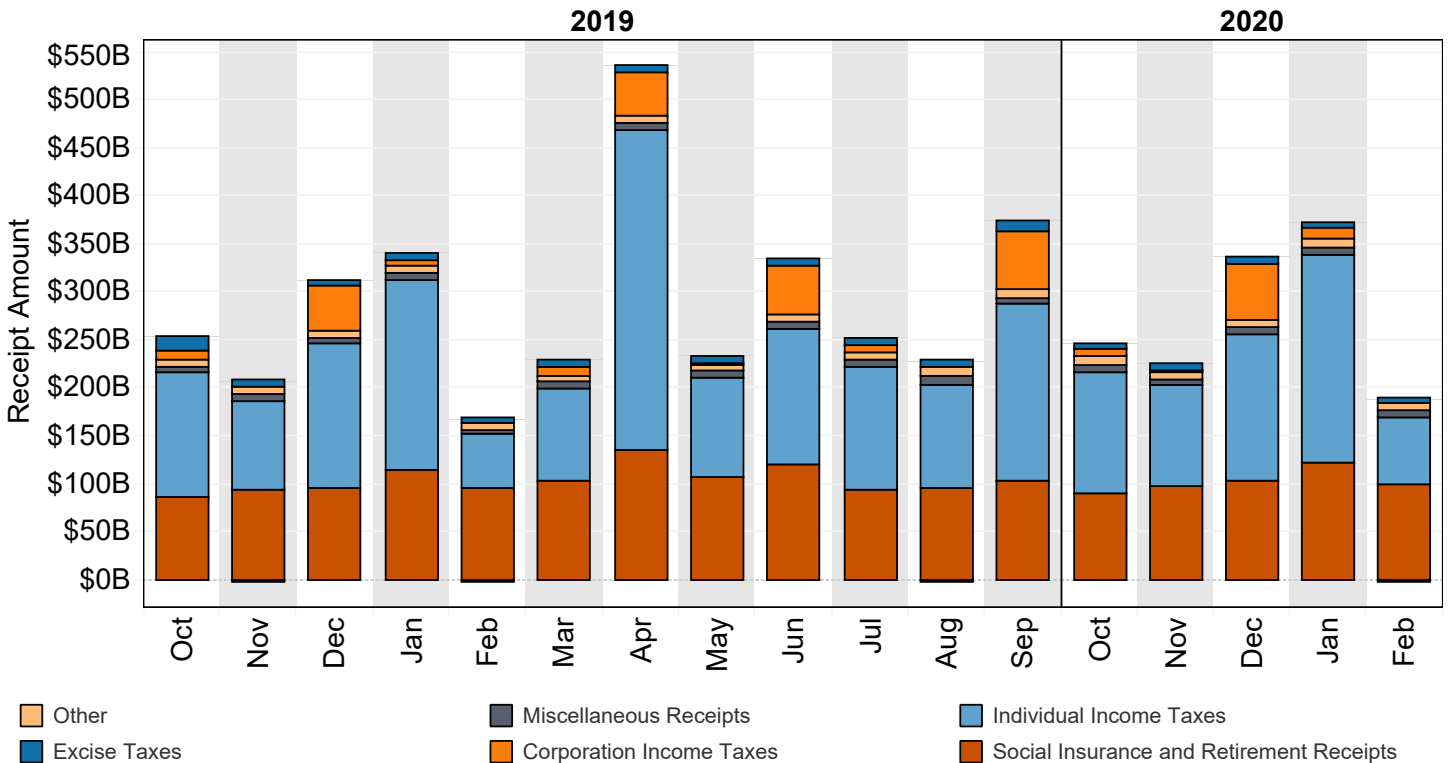
**Figure 4. Monthly Receipts, Outlays, and Budget Deficit/Surplus of the U.S. Government, Cumulative, Fiscal Years 2019 and 2020**



**Figure 5. Receipts of the U.S. Government, by Source, Fiscal Year 2020**

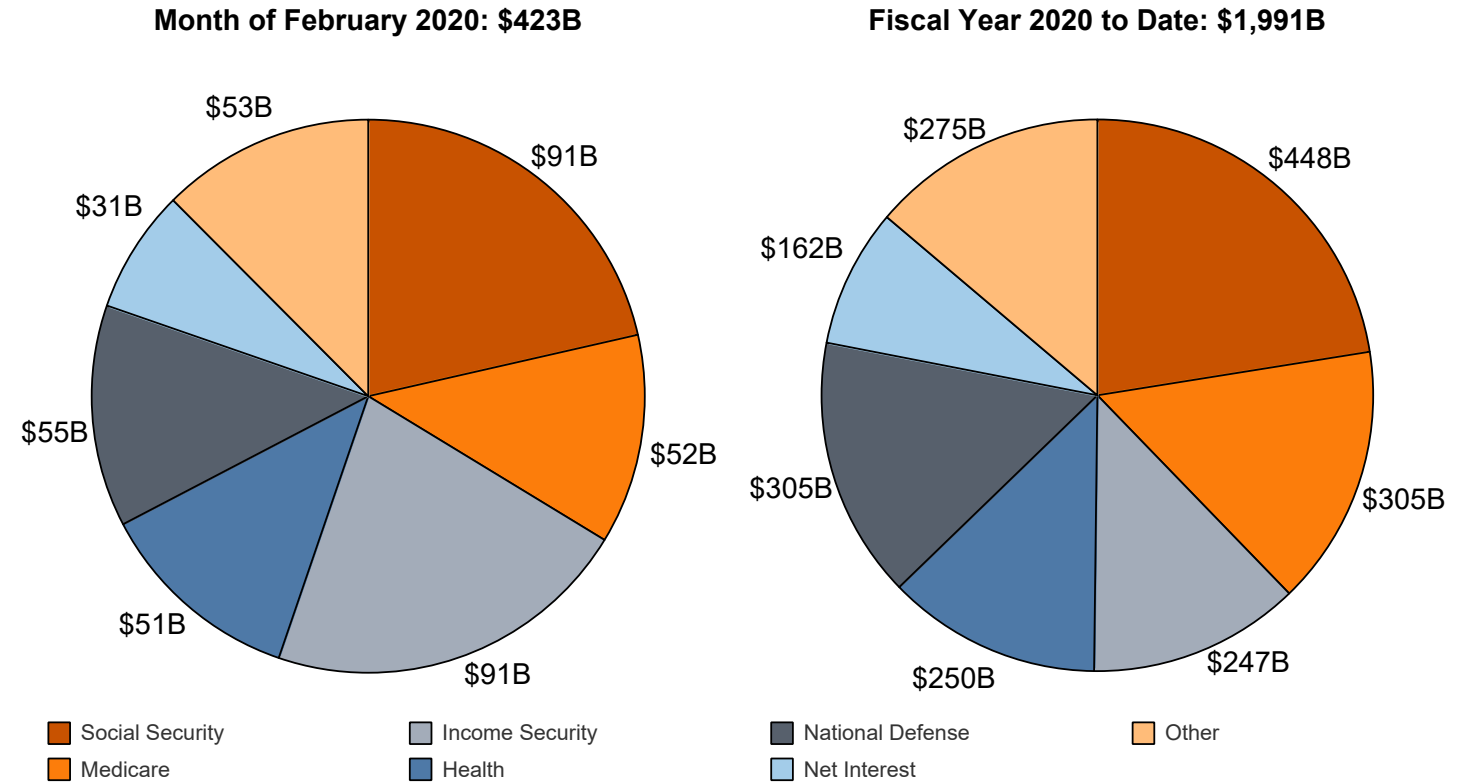


**Figure 6. Monthly Receipts of the U.S. Government, by Source, Fiscal Years 2019 and 2020**



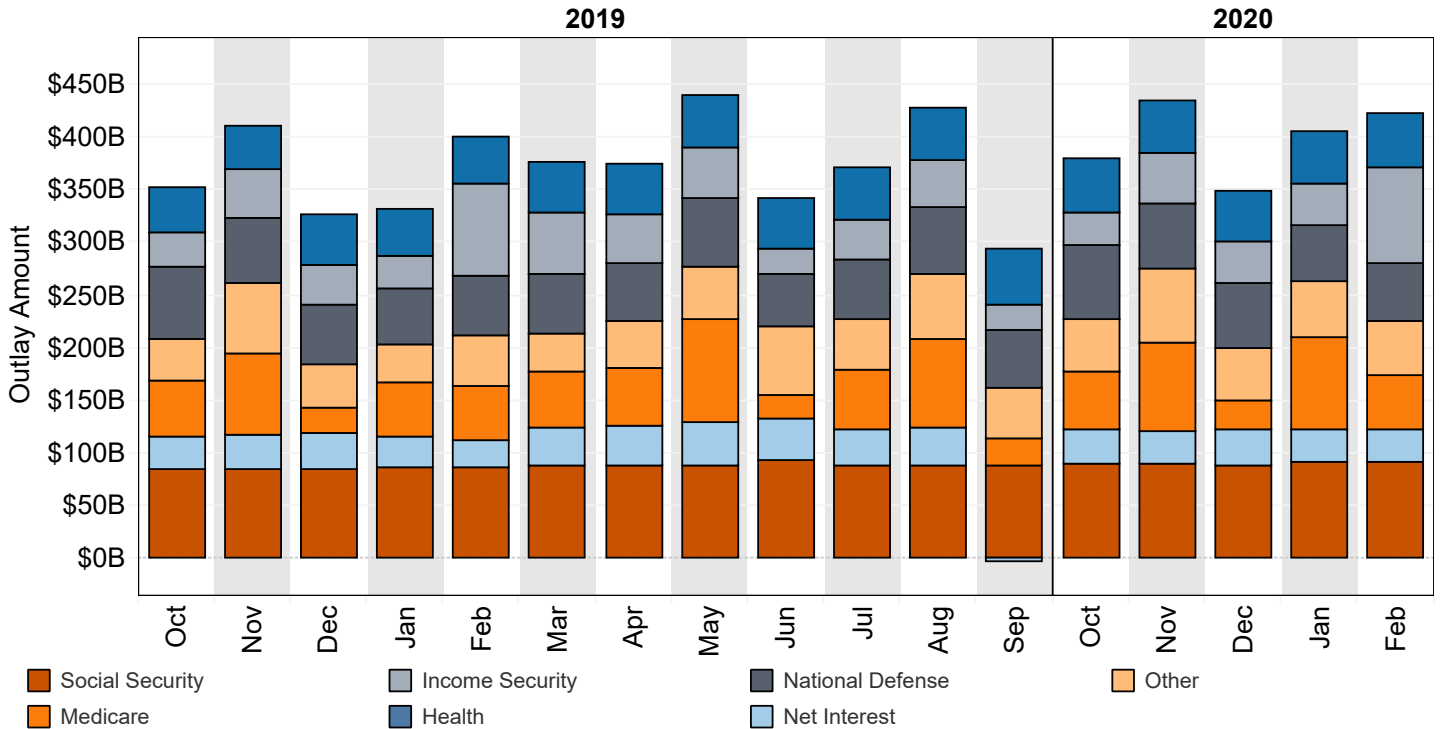
"Other" Includes: Customs Duties and Estate and Gift Taxes  
 \*Disclaimer: Other category is subject to change due to negative balances held.  
 Note: Details may not add to totals due to rounding

**Figure 7. Outlays of the U.S. Government, by Source, Fiscal Year 2020**



\*Disclaimer: Other category is subject to change due to negative balances held.

**Figure 8. Monthly Outlays of the U.S. Government, by Source, Fiscal Years 2019 and 2020**



"Other" Includes: Administration of Justice, Agriculture, Commerce and Housing Credit, Community and Regional Development, Education, Training, Employment, and Social Services, Energy, General Government, General Science, Space, and Technology, International Affairs, Natural Resources and Environment, Transportation, Undistributed Offsetting Receipts, Veterans' Benefits and Services.

Note: Details may not add to totals due to rounding



**Table 3. Summary of Receipts and Outlays of the U.S. Government, February 2020 and Other Periods**

[\$ millions]				
Classification	This Month	Current Fiscal Year to Date	Comparable Prior Period Year to Date	Budget Estimates Full Fiscal Year <sup>1</sup>
<b>Budget Receipts</b>				
Individual Income Taxes	69,626	671,144	626,592	1,812,040
Corporation Income Taxes	-2,041	73,864	59,194	263,642
Social Insurance and Retirement Receipts:				
Employment and General Retirement (Off-Budget)	75,815	376,655	356,005	967,073
Employment and General Retirement (On-Budget)	21,424	120,912	115,106	297,713
Unemployment Insurance	2,279	10,899	11,342	42,004
Other Retirement	400	2,146	1,952	5,236
Excise Taxes	6,685	33,559	41,558	94,593
Estate and Gift Taxes	1,584	8,572	7,355	20,389
Customs Duties	6,286	34,351	29,531	92,304
Miscellaneous Receipts	5,892	34,648	29,846	111,333
<b>Total Receipts</b>	<b>187,951</b>	<b>1,366,750</b>	<b>1,278,482</b>	<b>3,706,327</b>
<b>(On-Budget)</b>	<b>112,136</b>	<b>990,095</b>	<b>922,477</b>	<b>2,739,254</b>
<b>(Off-Budget)</b>	<b>75,815</b>	<b>376,655</b>	<b>356,005</b>	<b>967,073</b>
<b>Budget Outlays</b>				
Legislative Branch	385	2,239	2,067	6,048
Judicial Branch	631	3,487	3,335	8,580
Department of Agriculture	13,471	77,421	75,095	154,617
Department of Commerce	993	6,618	5,134	17,124
Department of Defense--Military Programs	52,622	290,323	270,130	689,589
Department of Education	9,295	36,785	34,633	159,297
Department of Energy	2,348	13,152	11,388	34,351
Department of Health and Human Services	101,977	545,736	483,265	1,322,128
Department of Homeland Security	4,299	24,248	24,663	62,152
Department of Housing and Urban Development	3,753	19,110	19,058	36,049
Department of the Interior	913	<sup>2</sup> 5,786	5,755	17,458
Department of Justice	364	12,973	14,436	45,277
Department of Labor	3,355	13,373	14,462	36,390
Department of State	2,213	12,986	11,385	32,169
Department of Transportation	7,006	32,945	30,152	84,659
Department of the Treasury:				
Interest on Treasury Debt Securities (Gross)	34,891	228,982	220,749	576,465
Other	60,060	91,547	74,195	124,576
Department of Veterans Affairs	17,798	97,542	83,250	214,336
Corps of Engineers	663	3,573	2,877	5,543
Other Defense Civil Programs	5,026	32,052	26,993	64,521
Environmental Protection Agency	707	3,970	3,835	7,498
Executive Office of the President	32	164	167	440
General Services Administration	400	348	-411	1,222
International Assistance Programs	1,442	7,002	6,424	25,670
National Aeronautics and Space Administration	1,489	8,660	8,263	21,545
National Science Foundation	535	2,936	2,849	7,504
Office of Personnel Management	9,062	44,666	42,438	106,405
Small Business Administration	102	453	544	-158
Social Security Administration	95,634	476,257	448,378	1,155,231
Independent Agencies	2,403	11,702	12,597	27,498
Allowances	.....	.....	.....	364
Undistributed Offsetting Receipts:				
Interest	-3,729	-63,508	-65,096	-145,570
Other	-6,855	-52,256	-50,297	-109,232
<b>Total Outlays</b>	<b>423,286</b>	<b>1,991,272</b>	<b>1,822,712</b>	<b>4,789,746</b>
<b>(On-Budget)</b>	<b>334,347</b>	<b>1,609,715</b>	<b>1,464,554</b>	<b>3,829,949</b>
<b>(Off-Budget)</b>	<b>88,939</b>	<b>381,557</b>	<b>358,158</b>	<b>959,797</b>
<b>Surplus (+) or Deficit (-)</b>	<b>-235,335</b>	<b>-624,522</b>	<b>-544,229</b>	<b>-1,083,419</b>
<b>(On-Budget)</b>	<b>-222,212</b>	<b>-619,619</b>	<b>-542,077</b>	<b>-1,090,695</b>
<b>(Off-Budget)</b>	<b>-13,124</b>	<b>-4,902</b>	<b>-2,153</b>	<b>+7,276</b>

1 These estimates are based on the FY 2021 Budget, released by the Office of Management and Budget on February 10, 2020.

2 Outlays increased by \$2 million due to additional reporting for the month of

January 2020.

Note: Details may not add to totals due to rounding.

... No Transactions

**Table 4. Receipts of the U.S. Government, February 2020 and Other Periods**

Classification	This Month			Current Fiscal Year to Date			Prior Fiscal Year to Date		
	Gross Receipts	Refunds (Deduct)	Receipts	Gross Receipts	Refunds (Deduct)	Receipts	Gross Receipts	Refunds (Deduct)	Receipts
<b>Individual Income Taxes</b>									
Withheld	122,599			599,763			568,798		
Presidential Election Campaign Fund	4			6			6		
Other	11,157			159,157			150,883		
<b>Total -- Individual Income Taxes</b>	<b>133,760</b>	<b>64,134</b>	<b>69,626</b>	<b>758,926</b>	<b>87,781</b>	<b>671,144</b>	<b>719,687</b>	<b>93,096</b>	<b>626,592</b>
<b>Corporation Income Taxes</b>									
	<b>4,365</b>	<b>6,406</b>	<b>-2,041</b>	<b>93,758</b>	<b>19,894</b>	<b>73,864</b>	<b>76,983</b>	<b>17,789</b>	<b>59,194</b>
<b>Social Insurance and Retirement Receipts:</b>									
Employment and General Retirement:									
Federal Old-Age and Survivors Insurance Trust Fund:									
Federal Insurance Contributions Act Taxes	64,395	.....	64,395	312,090	.....	312,090	287,637	.....	287,637
Self-Employment Contributions Act Taxes	415	.....	415	8,426	.....	8,426	7,745	.....	7,745
Adjustments Attributable to Prior Years-FICA	.....	.....	.....	1,507	.....	1,507	-250	.....	-250
Adjustments Attributable to Prior Years-SECA	.....	.....	.....	-121	.....	-121	-1,114	.....	-1,114
<b>Total -- Federal Old-Age and Survivors Insurance Trust Fund</b>	<b>64,810</b>	<b>.....</b>	<b>64,810</b>	<b>321,902</b>	<b>.....</b>	<b>321,902</b>	<b>294,018</b>	<b>.....</b>	<b>294,018</b>
Federal Disability Insurance Trust Fund:									
Federal Insurance Contributions Act Taxes	10,935	.....	10,935	52,996	.....	52,996	60,479	.....	60,479
Self-Employment Contributions Act Taxes	70	.....	70	1,429	.....	1,429	1,829	.....	1,829
Adjustments Attributable to Prior Years-FICA	.....	.....	.....	371	.....	371	-54	.....	-54
Adjustments Attributable to Prior Years-SECA	.....	.....	.....	-42	.....	-42	-267	.....	-267
<b>Total -- Federal Disability Insurance Trust Fund</b>	<b>11,005</b>	<b>.....</b>	<b>11,005</b>	<b>54,753</b>	<b>.....</b>	<b>54,753</b>	<b>61,987</b>	<b>.....</b>	<b>61,987</b>
Federal Hospital Insurance Trust Fund:									
Federal Insurance Contributions Act Taxes	20,589	.....	20,589	114,571	.....	114,571	109,608	.....	109,608
Self-Employment Contributions Act Taxes	183	.....	183	3,739	.....	3,739	3,630	.....	3,630
Adjustments Attributable to Prior Years-FICA	.....	.....	.....	266	.....	266	-190	.....	-190
Adjustments Attributable to Prior Years-SECA	.....	.....	.....	-18	.....	-18	-481	.....	-481
<b>Total -- Federal Hospital Insurance Trust Fund</b>	<b>20,772</b>	<b>.....</b>	<b>20,772</b>	<b>118,558</b>	<b>.....</b>	<b>118,558</b>	<b>112,568</b>	<b>.....</b>	<b>112,568</b>
Railroad Retirement:									
Rail Pension and Supplemental Annuity	312	-7	319	1,243	46	1,197	1,313	(**)	1,313
Social Security Equivalent Account	323	-10	333	1,203	46	1,157	1,225	(**)	1,225
<b>Total -- Employment and General Retirement</b>	<b>97,222</b>	<b>-17</b>	<b>97,239</b>	<b>497,659</b>	<b>92</b>	<b>497,567</b>	<b>471,111</b>	<b>(**)</b>	<b>471,111</b>
Unemployment Insurance:									
Deposits by States	2,161	.....	2,161	8,912	.....	8,912	9,337	.....	9,337
Federal Unemployment Taxes	120	3	117	1,958	32	1,926	1,951	13	1,938
Railroad Unemployment Taxes	1	.....	1	61	.....	61	68	.....	68
<b>Total -- Unemployment Insurance</b>	<b>2,282</b>	<b>3</b>	<b>2,279</b>	<b>10,931</b>	<b>32</b>	<b>10,899</b>	<b>11,356</b>	<b>13</b>	<b>11,342</b>
Other Retirement:									
Federal Employees' Retirement--Employee Share	398	.....	398	2,133	.....	2,133	1,940	.....	1,940
Non-Federal Employees Retirement	2	.....	2	12	.....	12	12	.....	12
<b>Total -- Other Retirement</b>	<b>400</b>	<b>.....</b>	<b>400</b>	<b>2,146</b>	<b>.....</b>	<b>2,146</b>	<b>1,952</b>	<b>.....</b>	<b>1,952</b>
<b>Total -- Social Insurance and Retirement Receipts</b>	<b>99,904</b>	<b>-14</b>	<b>99,918</b>	<b>510,736</b>	<b>124</b>	<b>510,612</b>	<b>484,419</b>	<b>13</b>	<b>484,406</b>
<b>Excise Taxes:</b>									
Miscellaneous Excise Taxes	320	155	165	10,219	1,154	9,065	23,492	3,530	19,962
Airport and Airway Trust Fund	2,861	7	2,854	7,725	7	7,718	5,767	.....	5,767
Highway Trust Fund	3,672	31	3,641	16,832	133	16,699	15,836	134	15,702
Black Lung Disability Trust Fund	24	.....	24	77	.....	77	126	.....	126
<b>Total -- Excise Taxes</b>	<b>6,877</b>	<b>192</b>	<b>6,685</b>	<b>34,853</b>	<b>1,294</b>	<b>33,559</b>	<b>45,222</b>	<b>3,664</b>	<b>41,558</b>
<b>Estate and Gift Taxes</b>									
	<b>1,731</b>	<b>146</b>	<b>1,584</b>	<b>8,917</b>	<b>345</b>	<b>8,572</b>	<b>7,711</b>	<b>355</b>	<b>7,355</b>
<b>Customs Duties</b>									
	<b>6,694</b>	<b>408</b>	<b>6,286</b>	<b>36,397</b>	<b>2,047</b>	<b>34,351</b>	<b>30,495</b>	<b>964</b>	<b>29,531</b>
<b>Miscellaneous Receipts:</b>									
Deposit of Earnings, Federal Reserve System	4,134	.....	4,134	24,940	.....	24,940	21,167	.....	21,167
Universal Service Fund	647	.....	647	3,861	.....	3,861	4,074	.....	4,074
All Other	1,113	1	1,112	5,850	4	5,847	4,625	19	4,606
<b>Total -- Miscellaneous Receipts</b>	<b>5,893</b>	<b>1</b>	<b>5,892</b>	<b>34,651</b>	<b>4</b>	<b>34,648</b>	<b>29,865</b>	<b>19</b>	<b>29,846</b>
<b>Total -- Receipts</b>	<b>259,224</b>	<b>71,273</b>	<b>187,951</b>	<b>1,478,238</b>	<b>111,488</b>	<b>1,366,750</b>	<b>1,394,381</b>	<b>115,899</b>	<b>1,278,482</b>
<b>Total -- On-Budget</b>	<b>183,409</b>	<b>71,273</b>	<b>112,136</b>	<b>1,101,584</b>	<b>111,488</b>	<b>990,095</b>	<b>1,038,376</b>	<b>115,899</b>	<b>922,477</b>
<b>Total -- Off-Budget</b>	<b>75,815</b>	<b>.....</b>	<b>75,815</b>	<b>376,655</b>	<b>.....</b>	<b>376,655</b>	<b>356,005</b>	<b>.....</b>	<b>356,005</b>

Note: Details may not add to totals due to rounding.

(\*\*) Less than absolute value of \$500,000

... No Transactions

**Table 5. Outlays of the U.S. Government, February 2020 and Other Periods**

[\$ millions]

Classification	This Month			Current Fiscal Year to Date			Prior Fiscal Year to Date		
	Gross Outlays	Applicable Receipts	Outlays	Gross Outlays	Applicable Receipts	Outlays	Gross Outlays	Applicable Receipts	Outlays
<b>Legislative Branch:</b>									
Senate	78	(**)	78	401	1	400	397	1	396
House of Representatives	123	(**)	123	637	1	636	584	1	584
Joint Items	1	.....	1	7	.....	7	8	.....	8
Capitol Police	37	.....	37	195	.....	195	174	.....	174
Congressional Budget Office	4	.....	4	23	.....	23	21	.....	21
Architect of the Capitol	40	(**)	39	312	2	310	257	2	255
Library of Congress	62	1	62	297	4	293	285	4	281
Government Printing Office	-9	.....	-9	69	.....	69	55	.....	55
Government Accountability Office	48	.....	48	258	.....	258	241	.....	241
United States Tax Court	4	.....	4	22	.....	22	21	.....	21
Other Legislative Branch Agencies	-1	.....	-1	61	.....	61	46	.....	46
Proprietary Receipts from the Public	.....	1	-1	.....	26	-26	.....	8	-8
Intrabudgetary Transactions	(**)	.....	(**)	-6	.....	-6	-6	.....	-6
<b>Total--Legislative Branch</b>	<b>387</b>	<b>2</b>	<b>385</b>	<b>2,274</b>	<b>35</b>	<b>2,239</b>	<b>2,084</b>	<b>16</b>	<b>2,067</b>
<b>Judicial Branch:</b>									
Supreme Court of the United States	8	.....	8	43	.....	43	34	.....	34
Courts of Appeals, District Courts, and Other Judicial Services	605	.....	605	3,821	.....	3,821	3,252	.....	3,252
Other	18	.....	18	407	.....	407	227	.....	227
Proprietary Receipts from the Public	.....	22	-22	.....	77	-77	.....	72	-72
Intrabudgetary Transactions	23	.....	23	-707	.....	-707	-106	.....	-106
<b>Total--Judicial Branch</b>	<b>654</b>	<b>22</b>	<b>631</b>	<b>3,564</b>	<b>77</b>	<b>3,487</b>	<b>3,407</b>	<b>72</b>	<b>3,335</b>
<b>Department of Agriculture:</b>									
Agricultural Research Service	107	.....	107	581	.....	581	496	.....	496
National Institute of Food and Agriculture:									
Research and Education Activities	43	.....	43	277	.....	277	282	.....	282
Extension Activities	35	.....	35	197	.....	197	212	.....	212
Other	10	.....	10	44	.....	44	45	.....	45
Animal and Plant Health Inspection Service	113	.....	113	551	.....	551	481	.....	481
Food Safety and Inspection Service	80	.....	80	432	.....	432	427	.....	427
Agricultural Marketing Service	113	.....	113	619	.....	619	647	.....	647
Risk Management Agency:									
Administrative and Operating Expenses	4	.....	4	28	.....	28	29	.....	29
Federal Crop Insurance Corporation Fund	1,000	196	804	9,474	3,034	6,440	7,903	24	7,878
Farm Service Agency:									
Salaries and Expenses	-133	.....	-133	263	.....	263	434	.....	434
USDA Supplemental Assistance	.....	.....	.....	(**)	.....	(**)	(**)	.....	(**)
Agricultural Disaster Relief Fund	(**)	.....	(**)	(**)	.....	(**)	(**)	.....	(**)
Commodity Credit Corporation	3,835	664	3,172	22,146	2,548	19,598	20,361	2,133	18,228
Tobacco Trust Fund	.....	.....	.....	.....	.....	.....	(**)	.....	(**)
Agricultural Credit Insurance Fund	229	3	226	316	23	293	134	22	113
Other	14	.....	14	63	.....	63	26	.....	26
<b>Total--Farm Service Agency</b>	<b>3,946</b>	<b>667</b>	<b>3,279</b>	<b>22,787</b>	<b>2,570</b>	<b>20,217</b>	<b>20,956</b>	<b>2,154</b>	<b>18,801</b>
Natural Resources Conservation Service:									
Conservation Operations	69	.....	69	363	.....	363	322	.....	322
Farm Security and Rural Investment Programs	269	.....	269	1,884	.....	1,884	1,823	.....	1,823
Other	15	.....	15	97	.....	97	92	.....	92
Rural Development	-235	.....	-235	-176	.....	-176	50	.....	50
Rural Housing Service:									
Rural Housing Insurance Fund	261	34	227	460	195	265	231	188	43
Rental Assistance Program	101	.....	101	502	.....	502	494	.....	494
Other	14	.....	14	71	.....	71	62	.....	62
Rural Utilities Service:									
Rural Electrification and Telecommunications Fund	178	2	176	825	54	772	535	1,439	-904
Other	53	4	49	270	27	244	247	24	223
Foreign Agricultural Service	221	.....	221	990	.....	990	837	.....	837
Food and Nutrition Service:									
Supplemental Nutrition Assistance Program	4,898	.....	4,898	25,901	.....	25,901	27,554	.....	27,554
Child Nutrition Programs	2,065	.....	2,065	11,398	.....	11,398	10,835	.....	10,835
Special Supplemental Nutrition Program for Women, Infants, and Children (WIC)	457	.....	457	2,236	.....	2,236	2,229	.....	2,229
Other	43	.....	43	259	.....	259	199	.....	199
<b>Total--Food and Nutrition Service</b>	<b>7,463</b>	<b>.....</b>	<b>7,463</b>	<b>39,795</b>	<b>.....</b>	<b>39,795</b>	<b>40,816</b>	<b>.....</b>	<b>40,816</b>

**Table 5. Outlays of the U.S. Government, February 2020 and Other Periods - Continued**

[\$ millions]

Classification	This Month			Current Fiscal Year to Date			Prior Fiscal Year to Date		
	Gross Outlays	Applicable Receipts	Outlays	Gross Outlays	Applicable Receipts	Outlays	Gross Outlays	Applicable Receipts	Outlays
<b>Department of Agriculture: - Continued</b>									
Forest Service:									
National Forest System	139	.....	139	772	.....	772	726	.....	726
Capital Improvement and Maintenance	31	.....	31	201	.....	201	171	.....	171
Wildland Fire Management	120	.....	120	807	.....	807	1,064	.....	1,064
Forest Service Permanent Appropriations	15	.....	15	72	.....	72	83	.....	83
Other	50	.....	50	306	.....	306	268	.....	268
<b>Total--Forest Service</b>	<b>355</b>	<b>.....</b>	<b>355</b>	<b>2,158</b>	<b>.....</b>	<b>2,158</b>	<b>2,312</b>	<b>.....</b>	<b>2,312</b>
Other	101	2	98	1,390	18	1,372	691	16	675
Proprietary Receipts from the Public	(**)	69	-69	(**)	496	-496	.....	483	-483
Intrabudgetary Transactions	129	.....	129	196	.....	196	-567	.....	-567
<b>Total--Department of Agriculture</b>	<b>14,445</b>	<b>974</b>	<b>13,471</b>	<b>83,815</b>	<b>6,394</b>	<b>77,421</b>	<b>79,424</b>	<b>4,329</b>	<b>75,095</b>
<b>Department of Commerce:</b>									
Economic Development Administration	25	.....	25	134	.....	134	106	.....	106
Bureau of the Census	359	.....	359	1,934	.....	1,934	871	.....	871
International Trade Administration	36	.....	36	185	.....	185	157	.....	157
National Oceanic and Atmospheric Administration	432	.....	432	2,352	1	2,352	2,025	2	2,024
National Institute of Standards and Technology	86	.....	86	471	.....	471	422	.....	422
National Telecommunications and Information Administration	15	(**)	15	1,324	(**)	1,324	1,381	(**)	1,381
Other	40	8	32	227	32	195	207	36	171
Proprietary Receipts from the Public	.....	-7	7	.....	-21	21	.....	2	-2
Intrabudgetary Transactions	1	.....	1	3	.....	3	5	.....	5
Offsetting Governmental Receipts	.....	(**)	(**)	.....	1	-1	.....	(**)	(**)
<b>Total--Department of Commerce</b>	<b>994</b>	<b>1</b>	<b>993</b>	<b>6,629</b>	<b>12</b>	<b>6,618</b>	<b>5,174</b>	<b>40</b>	<b>5,134</b>
<b>Department of Defense--Military Programs:</b>									
Military Personnel:									
Department of the Army	4,900	.....	4,900	28,210	.....	28,210	25,764	.....	25,764
Department of the Navy	4,035	.....	4,035	23,960	.....	23,960	21,467	.....	21,467
Department of the Air Force	3,126	.....	3,126	18,440	.....	18,440	16,330	.....	16,330
Defense Agencies	.....	.....	.....	8,505	.....	8,505	7,909	.....	7,909
<b>Total--Military Personnel</b>	<b>12,061</b>	<b>.....</b>	<b>12,061</b>	<b>79,115</b>	<b>.....</b>	<b>79,115</b>	<b>71,470</b>	<b>.....</b>	<b>71,470</b>
Operation and Maintenance:									
Department of the Army	5,240	.....	5,240	29,854	.....	29,854	28,030	.....	28,030
Department of the Navy	5,368	.....	5,368	26,370	.....	26,370	25,325	.....	25,325
Department of the Air Force	4,879	.....	4,879	24,557	.....	24,557	23,861	.....	23,861
Defense Agencies	6,195	.....	6,195	30,758	.....	30,758	29,667	.....	29,667
<b>Total--Operation and Maintenance</b>	<b>21,683</b>	<b>.....</b>	<b>21,683</b>	<b>111,539</b>	<b>.....</b>	<b>111,539</b>	<b>106,883</b>	<b>.....</b>	<b>106,883</b>
International Reconstruction and Other Assistance:									
Department of the Army	2	.....	2	2	.....	2	6	.....	6
Procurement:									
Department of the Army	1,703	.....	1,703	9,714	.....	9,714	7,843	.....	7,843
Department of the Navy	3,706	.....	3,706	21,166	.....	21,166	18,225	.....	18,225
Department of the Air Force	4,862	.....	4,862	21,439	.....	21,439	19,326	.....	19,326
Defense Agencies	657	.....	657	3,739	.....	3,739	2,978	.....	2,978
<b>Total--Procurement</b>	<b>10,928</b>	<b>.....</b>	<b>10,928</b>	<b>56,057</b>	<b>.....</b>	<b>56,057</b>	<b>48,372</b>	<b>.....</b>	<b>48,372</b>
Research, Development, Test, and Evaluation:									
Department of the Army	879	.....	879	5,136	.....	5,136	3,580	.....	3,580
Department of the Navy	1,337	.....	1,337	6,917	.....	6,917	7,657	.....	7,657
Department of the Air Force	2,823	.....	2,823	16,367	.....	16,367	16,356	.....	16,356
Defense Agencies	1,620	.....	1,620	9,012	.....	9,012	8,810	.....	8,810
<b>Total--Research, Development, Test, and Evaluation</b>	<b>6,659</b>	<b>.....</b>	<b>6,659</b>	<b>37,433</b>	<b>.....</b>	<b>37,433</b>	<b>36,403</b>	<b>.....</b>	<b>36,403</b>
Military Construction:									
Department of the Army	109	.....	109	887	.....	887	814	.....	814
Department of the Navy	119	.....	119	623	.....	623	569	.....	569
Department of the Air Force	136	.....	136	603	.....	603	511	.....	511
Defense Agencies	247	.....	247	1,131	.....	1,131	1,062	.....	1,062
<b>Total--Military Construction</b>	<b>611</b>	<b>.....</b>	<b>611</b>	<b>3,245</b>	<b>.....</b>	<b>3,245</b>	<b>2,956</b>	<b>.....</b>	<b>2,956</b>
Family Housing:									
Department of the Army	39	.....	39	166	.....	166	159	.....	159
Department of the Navy	19	.....	19	102	.....	102	99	.....	99
Department of the Air Force	34	.....	34	136	.....	136	120	.....	120
Defense Agencies	4	.....	4	19	(**)	19	36	.....	36
Revolving and Management Funds:									

**Table 5. Outlays of the U.S. Government, February 2020 and Other Periods - Continued**

[\$ millions]

Classification	This Month			Current Fiscal Year to Date			Prior Fiscal Year to Date		
	Gross Outlays	Applicable Receipts	Outlays	Gross Outlays	Applicable Receipts	Outlays	Gross Outlays	Applicable Receipts	Outlays
<b>Department of Defense--Military Programs: - Continued</b>									
Department of the Navy	38	.....	38	54	.....	54	41	.....	41
Defense Agencies:									
Working Capital Fund	438	.....	438	2,776	.....	2,776	3,485	.....	3,485
Other	75	.....	75	108	.....	108	149	.....	149
Allowances	6	.....	6	-6	.....	-6	15	.....	15
Trust Funds:									
Department of the Army	1	.....	1	6	.....	6	5	.....	5
Department of the Navy	2	.....	2	11	.....	11	14	.....	14
Department of the Air Force	(**)	.....	(**)	2	.....	2	1	.....	1
Defense Agencies	39	.....	39	131	.....	131	110	.....	110
Proprietary Receipts from the Public:									
Department of the Army	.....	64	-64	.....	-122	122	.....	-232	232
Department of the Navy	.....	3	-3	.....	20	-20	.....	35	-35
Department of the Air Force	.....	-8	8	.....	11	-11	.....	52	-52
Defense Agencies	.....	19	-19	.....	147	-147	.....	337	-337
Intrabudgetary Transactions:									
Department of the Army	-1	.....	-1	-11	.....	-11	7	.....	7
Department of the Navy	-2	.....	-2	-12	.....	-12	-21	.....	-21
Department of the Air Force	95	.....	95	88	.....	88	23	.....	23
Defense Agencies	-30	.....	-30	-77	.....	-77	-13	.....	-13
Offsetting Governmental Receipts:									
Department of the Army	.....	3	-3	.....	4	-4	.....	(**)	(**)
Defense Agencies	.....	.....	.....	.....	500	-500	.....	.....	.....
<b>Total--Department of Defense--Military Programs</b>	<b>52,702</b>	<b>81</b>	<b>52,622</b>	<b>290,883</b>	<b>560</b>	<b>290,323</b>	<b>270,322</b>	<b>192</b>	<b>270,130</b>
<b>Department of Education:</b>									
Office of Elementary and Secondary Education:									
Accelerating Achievement and Ensuring Equity	1,197	.....	1,197	6,793	.....	6,793	6,646	.....	6,646
Impact Aid	392	.....	392	1,072	.....	1,072	1,125	.....	1,125
Education Improvement Programs	356	.....	356	2,125	.....	2,125	1,928	.....	1,928
Other	26	.....	26	137	.....	137	122	.....	122
Total--Office of Elementary and Secondary Education	1,970	.....	1,970	10,126	.....	10,126	9,821	.....	9,821
Office of Innovation and Improvement	9	.....	9	311	.....	311	456	.....	456
Office of English Language Acquisition	39	.....	39	329	.....	329	344	.....	344
Office of Special Education and Rehabilitative Services:									
Special Education	1,085	.....	1,085	5,518	.....	5,518	5,281	.....	5,281
Rehabilitation Services and Disability Research	265	.....	265	1,453	.....	1,453	1,394	.....	1,394
Special Institutions for Persons with Disabilities	36	.....	36	112	.....	112	99	.....	99
Office of Vocational and Adult Education	140	.....	140	704	.....	704	681	.....	681
Office of Postsecondary Education:									
Higher Education	194	.....	194	1,000	.....	1,000	977	.....	977
Other	(**)	(**)	(**)	120	1	119	118	2	116
Total--Office of Postsecondary Education	194	(**)	194	1,120	1	1,119	1,095	2	1,093
Office of Federal Student Aid:									
Student Financial Assistance	4,191	.....	4,191	14,589	.....	14,589	15,028	.....	15,028
Student Aid Administration	191	.....	191	637	.....	637	688	.....	688
Federal Direct Student Loans	2,163	.....	2,163	5,245	.....	5,245	3,563	.....	3,563
Federal Family Education Loans	-23	.....	-23	-105	.....	-105	-58	.....	-58
Other	5	(**)	4	16	3	13	14	4	10
Total--Office of Federal Student Aid	6,527	(**)	6,527	20,382	3	20,380	19,234	4	19,230
Institute of Education Sciences	44	.....	44	235	.....	235	263	.....	263
Departmental Management	48	.....	48	237	.....	237	218	.....	218
Other	31	.....	31	123	.....	123	251	.....	251
Proprietary Receipts from the Public	.....	1,076	-1,076	.....	3,913	-3,913	.....	4,606	-4,606
Intrabudgetary Transactions	-16	.....	-16	52	.....	52	107	.....	107
<b>Total--Department of Education</b>	<b>10,372</b>	<b>1,077</b>	<b>9,295</b>	<b>40,703</b>	<b>3,917</b>	<b>36,785</b>	<b>39,245</b>	<b>4,612</b>	<b>34,633</b>
<b>Department of Energy:</b>									
National Nuclear Security Administration:									
Naval Reactors	104	.....	104	550	.....	550	571	.....	571
Weapons Activities	857	.....	857	4,637	.....	4,637	4,263	.....	4,263
Defense Nuclear Nonproliferation	138	.....	138	870	.....	870	711	.....	711
Other	38	.....	38	180	.....	180	185	.....	185
Environmental and Other Defense Activities:									

**Table 5. Outlays of the U.S. Government, February 2020 and Other Periods - Continued**

[\$ millions]

Classification	This Month			Current Fiscal Year to Date			Prior Fiscal Year to Date		
	Gross Outlays	Applicable Receipts	Outlays	Gross Outlays	Applicable Receipts	Outlays	Gross Outlays	Applicable Receipts	Outlays
<b>Department of Energy: - Continued</b>									
Defense Environmental Cleanup	362	.....	362	2,452	.....	2,452	2,301	.....	2,301
Other Defense Activities	82	.....	82	398	.....	398	307	.....	307
Defense Nuclear Waste Disposal	(**)	.....	(**)	1	.....	1	1	.....	1
<b>Energy Programs:</b>									
Science	432	.....	432	2,633	.....	2,633	2,386	.....	2,386
Energy Supply	144	.....	144	779	.....	779	662	.....	662
Energy Efficiency and Renewable Energy	160	.....	160	838	.....	838	725	.....	725
Fossil Energy Research and Development	48	.....	48	273	.....	273	255	.....	255
Uranium Enrichment Decontamination and Decommissioning Fund	66	.....	66	330	.....	330	298	.....	298
Advanced Technology Vehicles Manufacturing Loan Program	(**)	.....	(**)	1	.....	1	1	.....	1
Title 17 Innovative Technology Loan Guarantee Program	2	.....	2	9	.....	9	7	.....	7
Other	106	11	94	511	39	472	468	59	409
Total--Energy Programs	957	11	946	5,375	39	5,336	4,802	59	4,743
Power Marketing Administration	449	427	22	1,835	1,630	204	1,714	1,648	67
Departmental Administration	4	.....	4	119	.....	119	106	.....	106
Proprietary Receipts from the Public	.....	69	-69	.....	951	-951	.....	1,242	-1,242
Intrabudgetary Transactions	-137	.....	-137	-646	.....	-646	-625	.....	-625
<b>Total--Department of Energy</b>	<b>2,855</b>	<b>507</b>	<b>2,348</b>	<b>15,772</b>	<b>2,620</b>	<b>13,152</b>	<b>14,336</b>	<b>2,949</b>	<b>11,388</b>
<b>Department of Health and Human Services:</b>									
Food and Drug Administration	188	1	187	1,200	4	1,195	1,051	3	1,048
Health Resources and Services Administration	923	.....	923	4,820	.....	4,820	4,787	.....	4,787
Indian Health Service	567	.....	567	3,890	.....	3,890	1,990	.....	1,990
Centers for Disease Control and Prevention	601	.....	601	3,239	.....	3,239	3,006	.....	3,006
National Institutes of Health	3,059	.....	3,059	15,283	.....	15,283	14,589	.....	14,589
Substance Abuse and Mental Health Services Administration	304	.....	304	2,146	.....	2,146	1,541	.....	1,541
Agency for Healthcare Research and Quality	35	.....	35	140	.....	140	131	.....	131
<b>Centers for Medicare and Medicaid Services:</b>									
Grants to States for Medicaid	37,235	.....	37,235	172,946	.....	172,946	163,193	.....	163,193
Payments to Health Care Trust Funds	30,024	.....	30,024	152,944	.....	152,944	142,218	.....	142,218
Children's Health Insurance Fund	1,412	.....	1,412	6,630	.....	6,630	6,934	.....	6,934
State Grants and Demonstrations	33	.....	33	138	.....	138	159	.....	159
<b>Federal Hospital Insurance Trust Fund:</b>									
Benefit Payments	27,056	.....	27,056	146,307	.....	146,307	128,159	.....	128,159
Administrative Expenses	251	.....	251	1,517	.....	1,517	1,660	.....	1,660
Total--Federal Hospital Insurance Trust Fund	27,307	.....	27,307	147,824	.....	147,824	129,819	.....	129,819
Health Care Fraud and Abuse Control	149	.....	149	750	.....	750	656	.....	656
<b>Federal Supplementary Medical Insurance Trust Fund:</b>									
Benefit Payments	29,457	.....	29,457	166,572	.....	166,572	141,808	.....	141,808
Administrative Expenses	430	.....	430	1,890	.....	1,890	1,548	.....	1,548
<b>Medicare Prescription Drugs:</b>									
Benefit Payments	5,672	.....	5,672	42,260	.....	42,260	34,155	.....	34,155
Total--Federal Supplementary Medical Insurance Trust Fund	35,558	.....	35,558	210,721	.....	210,721	177,511	.....	177,511
Other	63	.....	63	3,680	.....	3,680	5,143	.....	5,143
<b>Total--Centers for Medicare and Medicaid Services</b>	<b>131,782</b>	<b>.....</b>	<b>131,782</b>	<b>695,633</b>	<b>.....</b>	<b>695,633</b>	<b>625,633</b>	<b>.....</b>	<b>625,633</b>
<b>Administration for Children and Families:</b>									
Temporary Assistance for Needy Families	1,082	.....	1,082	7,164	.....	7,164	6,443	.....	6,443
Contingency Fund	60	.....	60	136	.....	136	94	.....	94
Payments to States for Child Support Enforcement and Family Support Programs	295	.....	295	1,529	.....	1,529	1,449	.....	1,449
Low Income Home Energy Assistance	468	.....	468	1,935	.....	1,935	1,923	.....	1,923
Refugee and Entrant Assistance	168	.....	168	893	.....	893	1,082	.....	1,082
Child Care Entitlement to States	241	.....	241	1,152	.....	1,152	989	.....	989
Payments to States for the Child Care and Development Block Grant	419	.....	419	2,173	.....	2,173	1,540	.....	1,540
Social Services Block Grant	45	.....	45	546	.....	546	656	.....	656
Children and Families Services Programs	1,041	.....	1,041	5,229	.....	5,229	4,864	.....	4,864
Payments to States for Foster Care and Adoption Assistance	774	.....	774	3,519	.....	3,519	3,356	.....	3,356
Other	42	.....	42	240	.....	240	201	.....	201
<b>Total--Administration for Children and Families</b>	<b>4,637</b>	<b>.....</b>	<b>4,637</b>	<b>24,513</b>	<b>.....</b>	<b>24,513</b>	<b>22,598</b>	<b>.....</b>	<b>22,598</b>

**Table 5. Outlays of the U.S. Government, February 2020 and Other Periods - Continued**

[\$ millions]

Classification	This Month			Current Fiscal Year to Date			Prior Fiscal Year to Date		
	Gross Outlays	Applicable Receipts	Outlays	Gross Outlays	Applicable Receipts	Outlays	Gross Outlays	Applicable Receipts	Outlays
<b>Department of Health and Human Services: - Continued</b>									
Administration for Community Living	213	.....	213	898	.....	898	825	.....	825
Departmental Management	306	.....	306	1,614	.....	1,614	1,434	.....	1,434
Other	111	.....	111	542	.....	542	266	.....	266
Proprietary Receipts from the Public	.....	10,969	-10,969	.....	54,801	-54,801	.....	51,577	-51,577
Intrabudgetary Transactions:									
Payments for Health Insurance for the Aged:									
Federal Supplementary Medical Insurance Trust Fund	-30,023	.....	-30,023	-146,925	.....	-146,925	-136,868	.....	-136,868
Payments for Tax and Other Credits:									
Federal Hospital Insurance Trust Fund	-2	.....	-2	-6,027	.....	-6,027	-5,375	.....	-5,375
Other	246	.....	246	-424	.....	-424	-763	.....	-763
<b>Total--Department of Health and Human Services</b>	<b>112,947</b>	<b>10,970</b>	<b>101,977</b>	<b>600,541</b>	<b>54,805</b>	<b>545,736</b>	<b>534,845</b>	<b>51,580</b>	<b>483,265</b>
<b>Department of Homeland Security:</b>									
Departmental Management and Operations	143	.....	143	683	.....	683	506	.....	506
Citizenship and Immigration Services	364	.....	364	1,789	.....	1,789	1,632	.....	1,632
United States Secret Service	231	.....	231	1,049	.....	1,049	902	.....	902
Transportation Security Administration	532	.....	532	2,955	.....	2,955	2,884	.....	2,884
Immigration and Customs Enforcement	686	.....	686	3,390	.....	3,390	3,013	.....	3,013
U.S. Customs and Border Protection	1,309	3	1,307	6,932	12	6,920	6,196	9	6,187
United States Coast Guard	923	.....	923	5,007	.....	5,007	4,631	.....	4,631
National Protection and Programs Directorate	185	.....	185	766	.....	766	804	.....	804
Federal Emergency Management Agency:									
State and Local Programs									
Firefighter Assistance Grants	11	.....	11	67	.....	67	159	.....	159
Disaster Relief	1,057	.....	1,057	5,485	.....	5,485	6,728	.....	6,728
National Flood Insurance Fund	73	162	-89	924	556	368	1,333	447	886
Other	99	.....	99	523	.....	523	559	.....	559
<b>Total--Federal Emergency Management Agency</b>	<b>1,266</b>	<b>162</b>	<b>1,104</b>	<b>7,145</b>	<b>556</b>	<b>6,589</b>	<b>9,091</b>	<b>447</b>	<b>8,644</b>
Science and Technology	71	.....	71	317	.....	317	362	.....	362
Domestic Nuclear Detection Office	21	.....	21	116	.....	116	96	.....	96
Other	44	.....	44	214	.....	214	219	.....	219
Proprietary Receipts from the Public	.....	90	-90	.....	405	-405	.....	384	-384
Intrabudgetary Transactions	68	.....	68	136	.....	136	34	.....	34
Offsetting Governmental Receipts	.....	1,291	-1,291	.....	5,277	-5,277	.....	4,868	-4,868
<b>Total--Department of Homeland Security</b>	<b>5,843</b>	<b>1,545</b>	<b>4,299</b>	<b>30,499</b>	<b>6,251</b>	<b>24,248</b>	<b>30,371</b>	<b>5,708</b>	<b>24,663</b>
<b>Department of Housing and Urban Development:</b>									
Public and Indian Housing Programs:									
Tenant Based Rental Assistance	1,938	.....	1,938	9,463	.....	9,463	9,112	.....	9,112
Housing Certificate Fund	7	.....	7	84	.....	84	86	.....	86
Public Housing Capital Fund	211	.....	211	996	.....	996	880	.....	880
Public Housing Operating Fund	446	.....	446	2,036	.....	2,036	1,806	.....	1,806
Revitalization of Severely Distressed Public Housing (Hope VI)	(**)	.....	(**)	2	.....	2	7	.....	7
Native American Housing Block Grant	37	.....	37	204	.....	204	229	.....	229
Other	11	.....	11	74	.....	74	63	.....	63
<b>Total--Public and Indian Housing Programs</b>	<b>2,651</b>	<b>.....</b>	<b>2,651</b>	<b>12,858</b>	<b>.....</b>	<b>12,858</b>	<b>12,184</b>	<b>.....</b>	<b>12,184</b>
Community Planning and Development:									
Housing Opportunities for Persons with AIDS	31	.....	31	119	.....	119	127	.....	127
Community Development Fund	409	.....	409	2,085	.....	2,085	2,208	.....	2,208
Home Investment Partnership Program	72	.....	72	353	.....	353	336	.....	336
Neighborhood Stabilization Program	1	.....	1	9	.....	9	8	.....	8
Homeless Assistance Grants	190	.....	190	933	.....	933	906	.....	906
Other	17	.....	17	104	.....	104	49	.....	49
<b>Total--Community Planning and Development</b>	<b>720</b>	<b>.....</b>	<b>720</b>	<b>3,603</b>	<b>.....</b>	<b>3,603</b>	<b>3,634</b>	<b>.....</b>	<b>3,634</b>
Housing Programs:									
Credit Accounts:									
FHA-Mutual Mortgage Insurance Fund, Program Account	7	.....	7	44	.....	44	43	.....	43
FHA-Mutual Mortgage Insurance Capital Reserve Account	-515	.....	-515	-3,070	.....	-3,070	-2,487	.....	-2,487
FHA-Mutual Mortgage and Cooperative Housing Insurance Fund, Liquidating Account	2	1	1	6	5	1	9	7	2
FHA-General and Special Risk Fund, Liquidating Account	10	13	-3	48	70	-22	44	73	-29
Housing for the Elderly or Handicapped Fund, Liquidating Account	-11	3	-14	-51	25	-76	-56	25	-81

**Table 5. Outlays of the U.S. Government, February 2020 and Other Periods - Continued**

[\$ millions]

Classification	This Month			Current Fiscal Year to Date			Prior Fiscal Year to Date		
	Gross Outlays	Applicable Receipts	Outlays	Gross Outlays	Applicable Receipts	Outlays	Gross Outlays	Applicable Receipts	Outlays
<b>Department of Housing and Urban Development: - Continued</b>									
HUD Project-Based Rental Assistance	1,057	.....	1,057	5,207	.....	5,207	4,969	.....	4,969
Housing for the Elderly	56	.....	56	309	.....	309	298	.....	298
Housing for Persons with Disabilities	17	.....	17	80	.....	80	75	.....	75
Other Assisted Housing Programs	7	.....	7	30	.....	30	38	.....	38
Other	6	4	1	21	19	3	18	14	4
<b>Total--Housing Programs</b>	<b>634</b>	<b>21</b>	<b>613</b>	<b>2,625</b>	<b>118</b>	<b>2,507</b>	<b>2,952</b>	<b>120</b>	<b>2,832</b>
Government National Mortgage Association:									
Guarantees of Mortgage-Backed Securities	-19	(**)	-19	-90	1	-90	-113	1	-115
Management and Administration	145	.....	145	758	.....	758	687	.....	687
Other	11	.....	11	72	.....	72	88	.....	88
Proprietary Receipts from the Public:									
FHA-General and Special Risk Fund	.....	39	-39	.....	260	-260	.....	239	-239
Other	.....	327	-327	.....	329	-329	.....	3	-3
Intrabudgetary Transactions	-1	.....	-1	-2	.....	-2	-4	.....	-4
Offsetting Governmental Receipts	.....	1	-1	.....	6	-6	.....	6	-6
<b>Total--Department of Housing and Urban Development</b>	<b>4,142</b>	<b>388</b>	<b>3,753</b>	<b>19,825</b>	<b>715</b>	<b>19,110</b>	<b>19,427</b>	<b>369</b>	<b>19,058</b>
<b>Department of the Interior:</b>									
Land and Minerals Management:									
Bureau of Land Management:									
Management of Lands and Resources	88	.....	88	460	.....	460	438	.....	438
Other	37	4	33	179	23	155	124	22	102
Bureau of Ocean Energy Management	10	.....	10	51	.....	51	49	.....	49
Office of Surface Mining Reclamation and Enforcement	26	.....	26	460	.....	460	441	.....	441
<b>Total--Land and Minerals Management</b>	<b>161</b>	<b>4</b>	<b>157</b>	<b>1,150</b>	<b>23</b>	<b>1,127</b>	<b>1,053</b>	<b>22</b>	<b>1,031</b>
Water and Science:									
Bureau of Reclamation:									
Water and Related Resources	56	.....	56	469	.....	469	405	.....	405
Other	27	32	-4	290	103	187	295	159	136
Central Utah Project	(**)	.....	(**)	6	.....	6	13	.....	13
United States Geological Survey	86	.....	86	504	.....	504	496	.....	496
<b>Total--Water and Science</b>	<b>169</b>	<b>32</b>	<b>138</b>	<b>1,269</b>	<b>103</b>	<b>1,166</b>	<b>1,210</b>	<b>159</b>	<b>1,051</b>
Fish and Wildlife and Parks:									
United States Fish and Wildlife Service	239	.....	239	1,276	.....	1,276	1,168	.....	1,168
National Park Service	237	.....	237	1,393	.....	1,393	1,278	.....	1,278
<b>Total--Fish and Wildlife and Parks</b>	<b>475</b>	<b>.....</b>	<b>475</b>	<b>2,669</b>	<b>.....</b>	<b>2,669</b>	<b>2,446</b>	<b>.....</b>	<b>2,446</b>
Indian Affairs:									
Bureau of Indian Affairs and Bureau of Indian Education	276	(**)	276	1,098	(**)	1,098	1,013	(**)	1,012
<b>Total--Indian Affairs</b>	<b>276</b>	<b>(**)</b>	<b>276</b>	<b>1,098</b>	<b>(**)</b>	<b>1,098</b>	<b>1,013</b>	<b>(**)</b>	<b>1,012</b>
Departmental Offices:									
Mineral Leasing and Associated Payments	144	.....	144	774	.....	774	1,212	.....	1,212
Other	26	.....	26	112	.....	112	112	.....	112
Insular Affairs	25	.....	25	182	.....	182	148	.....	148
Office of the Special Trustee for American Indians	8	.....	8	47	.....	47	50	.....	50
Department-Wide Programs	70	.....	70	477	.....	477	540	.....	540
<b>Total--Departmental Offices</b>	<b>272</b>	<b>.....</b>	<b>272</b>	<b>1,593</b>	<b>.....</b>	<b>1,593</b>	<b>2,063</b>	<b>.....</b>	<b>2,063</b>
Other	49	.....	49	341	(**)	341	262	.....	262
Proprietary Receipts from the Public	.....	401	-401	.....	2,048	-2,048	.....	2,907	-2,907
Intrabudgetary Transactions	-54	.....	-54	-160	.....	-160	798	.....	798
<b>Total--Department of the Interior</b>	<b>1,349</b>	<b>436</b>	<b>913</b>	<b>7,961</b>	<b>2,175</b>	<b>5,786</b>	<b>8,844</b>	<b>3,088</b>	<b>5,755</b>
<b>Department of Justice:</b>									
General Administration	219	.....	219	835	.....	835	530	.....	530
Legal Activities and U.S. Marshals:									
General Legal Activities	161	.....	161	850	.....	850	1,979	.....	1,979
United States Attorneys	161	.....	161	767	.....	767	747	.....	747
United States Marshals Service	140	.....	140	587	.....	587	558	.....	558
Assets Forfeiture Fund	256	.....	256	599	.....	599	1,015	.....	1,015
Other	203	.....	203	990	.....	990	849	.....	849
Federal Bureau of Investigation	636	.....	636	3,968	.....	3,968	3,917	.....	3,917
Drug Enforcement Administration	197	.....	197	1,095	.....	1,095	1,002	.....	1,002
Bureau of Alcohol, Tobacco, Firearms, and Explosives	104	.....	104	543	.....	543	526	.....	526
Federal Prison System	611	25	586	3,346	141	3,205	3,046	151	2,895
Office of Justice Programs:									



**Table 5. Outlays of the U.S. Government, February 2020 and Other Periods - Continued**

[\$ millions]

Classification	This Month			Current Fiscal Year to Date			Prior Fiscal Year to Date		
	Gross Outlays	Applicable Receipts	Outlays	Gross Outlays	Applicable Receipts	Outlays	Gross Outlays	Applicable Receipts	Outlays
<b>Department of Justice: - Continued</b>									
State and Local Law Enforcement Assistance	212	.....	212	885	.....	885	608	.....	608
Community Oriented Policing Services	11	.....	11	66	.....	66	71	.....	71
Crime Victims Fund	199	.....	199	1,138	.....	1,138	998	.....	998
Other	-25	.....	-25	273	.....	273	416	.....	416
Other	149	.....	149	394	.....	394	223	.....	223
Proprietary Receipts from the Public	.....	49	-49	.....	174	-174	.....	1,323	-1,323
Intrabudgetary Transactions	-2,706	.....	-2,706	-2,732	.....	-2,732	-278	.....	-278
Offsetting Governmental Receipts	.....	89	-89	.....	315	-315	.....	297	-297
<b>Total--Department of Justice</b>	<b>527</b>	<b>163</b>	<b>364</b>	<b>13,603</b>	<b>630</b>	<b>12,973</b>	<b>16,207</b>	<b>1,771</b>	<b>14,436</b>
<b>Department of Labor:</b>									
Employment and Training Administration:									
Training and Employment Services	257	.....	257	1,388	.....	1,388	1,324	.....	1,324
Office of Job Corps	105	.....	105	664	.....	664	619	.....	619
Community Service Employment for Older Americans	34	.....	34	163	.....	163	160	.....	160
Federal Unemployment Benefits and Allowances	23	.....	23	136	.....	136	151	.....	151
Federal Additional Unemployment Compensation Program-Recovery Act	(**)	.....	(**)	(**)	.....	(**)	-1	.....	-1
State Unemployment Insurance and Employment Service Operations	-14	.....	-14	-66	.....	-66	-251	.....	-251
Payments to the Unemployment Trust Fund	.....	.....	.....	1	.....	1	2	.....	2
Program Administration	6	.....	6	44	.....	44	47	.....	47
Unemployment Trust Fund:									
Federal-State Unemployment Insurance:									
State Unemployment Benefits	2,761	.....	2,761	12,135	.....	12,135	11,954	.....	11,954
State Administrative Expenses	310	.....	310	1,501	.....	1,501	1,677	.....	1,677
Federal Administrative Expenses	19	.....	19	164	.....	164	299	.....	299
Other	(**)	.....	(**)	1	.....	1	3	.....	3
<b>Total--Unemployment Trust Fund</b>	<b>3,090</b>	.....	<b>3,090</b>	<b>13,802</b>	.....	<b>13,802</b>	<b>13,933</b>	.....	<b>13,933</b>
Other	.....	.....	.....	.....	.....	.....	18	.....	18
<b>Total--Employment and Training Administration</b>	<b>3,501</b>	.....	<b>3,501</b>	<b>16,132</b>	.....	<b>16,132</b>	<b>16,003</b>	.....	<b>16,003</b>
Pension Benefit Guaranty Corporation	549	281	267	2,723	6,144	-3,422	2,691	5,222	-2,531
Office of Workers' Compensation Programs:									
Special Benefits	-764	.....	-764	-1,296	.....	-1,296	-627	.....	-627
Energy Employees Occupational Illness Compensation Fund	125	.....	125	670	.....	670	545	.....	545
Special Benefits for Disabled Coal Miners	5	.....	5	27	.....	27	30	.....	30
Black Lung Disability Trust Fund	17	.....	17	82	.....	82	90	.....	90
Other	27	.....	27	149	.....	149	155	.....	155
Wage and Hour Division	17	.....	17	105	.....	105	110	.....	110
Occupational Safety and Health Administration	36	.....	36	223	.....	223	232	.....	232
Mine Safety and Health Administration	26	.....	26	144	.....	144	153	.....	153
Bureau of Labor Statistics	41	.....	41	221	.....	221	228	.....	228
Departmental Management	105	.....	105	348	.....	348	100	.....	100
Other	24	.....	24	137	.....	137	136	.....	136
Proprietary Receipts from the Public	.....	(**)	(**)	.....	3	-3	.....	2	-2
Intrabudgetary Transactions	-72	.....	-72	-144	.....	-144	-161	.....	-161
<b>Total--Department of Labor</b>	<b>3,637</b>	<b>282</b>	<b>3,355</b>	<b>19,520</b>	<b>6,147</b>	<b>13,373</b>	<b>19,686</b>	<b>5,224</b>	<b>14,462</b>
<b>Department of State:</b>									
Administration of Foreign Affairs:									
Diplomatic and Consular Programs	671	.....	671	3,447	.....	3,447	4,007	.....	4,007
Educational and Cultural Exchange Programs	42	.....	42	306	.....	306	272	.....	272
Embassy Security, Construction, and Maintenance	194	.....	194	1,033	.....	1,033	504	.....	504
Payment to Foreign Service Retirement and Disability Fund	.....	.....	.....	288	.....	288	60	.....	60
Foreign Service Retirement and Disability Fund	84	.....	84	416	.....	416	404	.....	404
Other	507	.....	507	2,031	.....	2,031	1,028	.....	1,028
<b>Total--Administration of Foreign Affairs</b>	<b>1,498</b>	.....	<b>1,498</b>	<b>7,521</b>	.....	<b>7,521</b>	<b>6,274</b>	.....	<b>6,274</b>
International Organizations and Conferences	73	.....	73	1,873	.....	1,873	1,518	.....	1,518
Global Health and Child Survival	517	.....	517	3,756	.....	3,756	3,468	.....	3,468
Migration and Refugee Assistance	180	.....	180	883	.....	883	1,044	.....	1,044
International Narcotics Control and Law Enforcement	107	.....	107	412	.....	412	436	.....	436
Andean Counterdrug Programs	.....	.....	.....	(**)	.....	(**)	(**)	.....	(**)
Other	58	.....	58	213	.....	213	203	.....	203
Proprietary Receipts from the Public	.....	287	-287	.....	1,380	-1,380	.....	1,412	-1,412
Intrabudgetary Transactions	66	.....	66	-294	.....	-294	-147	.....	-147
<b>Total--Department of State</b>	<b>2,499</b>	<b>287</b>	<b>2,213</b>	<b>14,365</b>	<b>1,380</b>	<b>12,986</b>	<b>12,796</b>	<b>1,412</b>	<b>11,385</b>

**Table 5. Outlays of the U.S. Government, February 2020 and Other Periods - Continued**

[\$ millions]

Classification	This Month			Current Fiscal Year to Date			Prior Fiscal Year to Date		
	Gross Outlays	Applicable Receipts	Outlays	Gross Outlays	Applicable Receipts	Outlays	Gross Outlays	Applicable Receipts	Outlays
<b>Department of Transportation:</b>									
Office of the Secretary	37	.....	37	273	.....	273	316	.....	316
Federal Aviation Administration:									
Operations	-627	.....	-627	-459	.....	-459	829	.....	829
Airport and Airway Trust Fund:									
Grants-In-Aid for Airports	248	.....	248	1,165	.....	1,165	1,496	.....	1,496
Facilities and Equipment	197	.....	197	1,118	.....	1,118	1,073	.....	1,073
Research, Engineering, and Development	8	.....	8	60	.....	60	65	.....	65
Trust Fund Share of FAA Operations	1,506	.....	1,506	4,839	.....	4,839	3,300	.....	3,300
Total--Airport and Airway Trust Fund	1,959	.....	1,959	7,182	.....	7,182	5,934	.....	5,934
Other	-10	1	-11	440	21	419	32	16	16
Total--Federal Aviation Administration	1,322	1	1,322	7,163	21	7,143	6,795	16	6,779
Federal Highway Administration:									
Highway Trust Fund:									
Federal-Aid Highways	2,998	.....	2,998	17,102	.....	17,102	16,136	.....	16,136
Other	(**)	.....	(**)	2	.....	2	3	.....	3
Other Programs	100	.....	100	732	.....	732	436	.....	436
Total--Federal Highway Administration	3,098	.....	3,098	17,837	.....	17,837	16,575	.....	16,575
Federal Motor Carrier Safety Administration	48	.....	48	243	.....	243	228	.....	228
National Highway Traffic Safety Administration	73	.....	73	453	.....	453	447	.....	447
Federal Railroad Administration:									
Capital and Debt Service Grants to the National Railroad Passenger Corporation									
Other	.....	.....	.....	1	.....	1	1	.....	1
Other	1,514	.....	1,514	1,619	.....	1,619	846	.....	846
Total--Federal Railroad Administration	1,514	.....	1,514	1,620	.....	1,620	847	.....	847
Federal Transit Administration:									
Formula Grants	2	.....	2	2	.....	2	6	.....	6
Capital Investment Grants	196	.....	196	680	.....	680	646	.....	646
Transit Formula Grants	693	.....	693	3,911	.....	3,911	3,716	.....	3,716
Other	148	.....	148	610	.....	610	418	.....	418
Total--Federal Transit Administration	1,039	.....	1,039	5,203	.....	5,203	4,786	.....	4,786
Maritime Administration	-176	.....	-176	7	(**)	7	33	2	31
Other	46	3	43	236	18	217	210	16	194
Proprietary Receipts from the Public	.....	-8	8	.....	51	-51	.....	46	-46
Intrabudgetary Transactions:									
Other	(**)	.....	(**)	(**)	.....	(**)	(**)	.....	(**)
Offsetting Governmental Receipts	.....	(**)	(**)	.....	(**)	(**)	.....	3	-3
<b>Total--Department of Transportation</b>	<b>7,002</b>	<b>-4</b>	<b>7,006</b>	<b>33,035</b>	<b>91</b>	<b>32,945</b>	<b>30,235</b>	<b>83</b>	<b>30,152</b>
<b>Department of the Treasury:</b>									
Departmental Offices:									
Exchange Stabilization Fund	7	28	-21	28	164	-136	23	233	-210
Housing and Economic Recovery Programs	(**)	.....	(**)	(**)	.....	(**)	(**)	.....	(**)
Troubled Asset Relief Program	58	.....	58	368	.....	368	607	.....	607
Other	138	.....	138	607	.....	607	604	.....	604
Bureau of the Fiscal Service:									
Payment to the Resolution Funding Corporation	.....	.....	.....	1,314	.....	1,314	1,314	.....	1,314
Financial Agent Services	71	.....	71	333	.....	333	326	.....	326
Claims, Judgements, and Relief Acts	123	.....	123	634	.....	634	743	.....	743
Other	48	(**)	48	1,247	(**)	1,246	404	(**)	404
Total--Bureau of the Fiscal Service	243	(**)	243	3,528	(**)	3,527	2,787	(**)	2,787
Federal Financing Bank	-88	.....	-88	-513	.....	-513	-768	.....	-768
Alcohol and Tobacco Tax and Trade Bureau:									
Salaries and Expenses	10	.....	10	50	.....	50	47	.....	47
Internal Revenue Collections for Puerto Rico	34	.....	34	189	.....	189	148	.....	148
Bureau of Engraving and Printing	23	.....	23	30	.....	30	-7	.....	-7
United States Mint	198	85	113	823	727	96	705	828	-123
Internal Revenue Service:									
Taxpayer Services	221	.....	221	1,079	.....	1,079	1,040	.....	1,040
Enforcement	389	.....	389	1,998	.....	1,998	1,878	.....	1,878
Operations Support	374	.....	374	1,910	.....	1,910	1,805	.....	1,805
Build America Bond Payments, Recovery Act	285	.....	285	1,212	.....	1,212	1,183	.....	1,183
Refundable Premium Tax Credits and Cost Sharing Reductions	3,735	.....	3,735	20,807	.....	20,807	20,944	.....	20,944

**Table 5. Outlays of the U.S. Government, February 2020 and Other Periods - Continued**

[\$ millions]

Classification	This Month			Current Fiscal Year to Date			Prior Fiscal Year to Date		
	Gross Outlays	Applicable Receipts	Outlays	Gross Outlays	Applicable Receipts	Outlays	Gross Outlays	Applicable Receipts	Outlays
<b>Department of the Treasury: - Continued</b>									
Payment Where Earned Income Credit Exceeds Liability for Tax	36,439	.....	36,439	36,773	.....	36,773	34,703	.....	34,703
Payment Where Child Tax Credit Exceeds Liability for Tax	18,109	.....	18,109	18,416	.....	18,416	17,394	.....	17,394
Payment Where American Opportunity Tax Credit Exceeds Liability for Tax	1,256	.....	1,256	1,333	.....	1,333	1,187	.....	1,187
Refunding Internal Revenue Collections, Interest	469	.....	469	1,164	.....	1,164	675	.....	675
Other	836	(**)	836	6,864	(**)	6,864	1,578	(**)	1,578
<b>Total--Internal Revenue Service</b>	<b>62,113</b>	<b>(**)</b>	<b>62,113</b>	<b>91,556</b>	<b>(**)</b>	<b>91,556</b>	<b>82,388</b>	<b>(**)</b>	<b>82,388</b>
Comptroller of the Currency	83	3	80	472	22	450	471	28	442
Interest on the Public Debt:									
Interest on Treasury Debt Securities (Gross):									
Public Issues (Accrual Basis)	28,243	.....	28,243	157,941	.....	157,941	145,578	.....	145,578
Special Issues (Cash Basis)	6,648	.....	6,648	71,041	.....	71,041	75,171	.....	75,171
<b>Total--Interest on Treasury Debt Securities (Gross)</b>	<b>34,891</b>	.....	<b>34,891</b>	<b>228,982</b>	.....	<b>228,982</b>	<b>220,749</b>	.....	<b>220,749</b>
<b>Total--Interest on the Public Debt</b>	<b>34,891</b>	.....	<b>34,891</b>	<b>228,982</b>	.....	<b>228,982</b>	<b>220,749</b>	.....	<b>220,749</b>
Other	11	.....	11	52	.....	52	47	.....	47
Proprietary Receipts from the Public	.....	2,458	-2,458	.....	3,928	-3,928	.....	10,870	-10,870
Intrabudgetary Transactions	-195	.....	-195	-803	.....	-803	-899	.....	-899
<b>Total--Department of the Treasury</b>	<b>97,526</b>	<b>2,575</b>	<b>94,951</b>	<b>325,368</b>	<b>4,840</b>	<b>320,528</b>	<b>306,903</b>	<b>11,959</b>	<b>294,944</b>
<b>Department of Veterans Affairs:</b>									
Joint DOD-VA Medical Facility Demonstration Fund	41	.....	41	186	.....	186	181	.....	181
Veterans Health Administration:									
Veterans Choice Fund, Veterans Health Administration	19	.....	19	97	.....	97	1,824	.....	1,824
Medical Services	5,905	.....	5,905	29,544	.....	29,544	25,772	.....	25,772
Medical Support and Compliance	607	.....	607	3,132	.....	3,132	2,815	.....	2,815
Medical Facilities	510	.....	510	2,605	.....	2,605	2,461	.....	2,461
Other	101	35	66	563	199	365	524	200	324
Benefits Programs:									
Public Enterprise Funds:									
Housing Accounts	(**)	1	-1	(**)	4	-3	(**)	5	-4
Other	67	211	-144	330	785	-455	385	383	2
Compensation and Pensions	9,627	.....	9,627	52,649	.....	52,649	40,148	.....	40,148
Readjustment Benefits	1,507	.....	1,507	6,678	.....	6,678	6,150	.....	6,150
Veterans Housing Benefit Program Fund	(**)	.....	(**)	5	.....	5	37	.....	37
Insurance Funds:									
National Service Life	52	.....	52	264	.....	264	289	.....	289
Veterans Special Life	18	1	17	86	32	55	76	36	40
Other	9	.....	9	43	.....	43	41	.....	41
<b>Total--Benefits Programs</b>	<b>11,280</b>	<b>213</b>	<b>11,068</b>	<b>60,055</b>	<b>821</b>	<b>59,235</b>	<b>47,126</b>	<b>424</b>	<b>46,702</b>
Departmental Administration:									
Construction	76	.....	76	375	.....	375	565	.....	565
Information Technology Systems	384	.....	384	1,840	.....	1,840	1,797	.....	1,797
General Operating Expenses	-303	.....	-303	1,245	(**)	1,245	1,736	(**)	1,736
Other	93	.....	93	1,050	.....	1,050	712	.....	712
Proprietary Receipts from the Public:									
National Service Life	.....	9	-9	.....	17	-17	.....	17	-17
Other	.....	655	-655	.....	2,127	-2,127	.....	1,611	-1,611
Intrabudgetary Transactions	-4	.....	-4	12	.....	12	-11	.....	-11
<b>Total--Department of Veterans Affairs</b>	<b>18,709</b>	<b>911</b>	<b>17,798</b>	<b>100,705</b>	<b>3,163</b>	<b>97,542</b>	<b>85,502</b>	<b>2,252</b>	<b>83,250</b>
<b>Corps of Engineers:</b>									
Construction	203	.....	203	1,060	.....	1,060	605	.....	605
Operation and Maintenance	304	.....	304	1,580	.....	1,580	1,353	.....	1,353
Flood Control and Coastal Emergencies	60	.....	60	288	.....	288	312	.....	312
Rivers and Harbors Contributed Funds	47	.....	47	223	.....	223	165	.....	165
Other	95	.....	95	683	.....	683	707	.....	707
Proprietary Receipts from the Public	.....	46	-46	.....	261	-261	.....	267	-267
Intrabudgetary Transactions	(**)	.....	(**)	(**)	.....	(**)	1	.....	1
<b>Total--Corps of Engineers</b>	<b>709</b>	<b>46</b>	<b>663</b>	<b>3,833</b>	<b>261</b>	<b>3,573</b>	<b>3,144</b>	<b>267</b>	<b>2,877</b>
<b>Other Defense Civil Programs:</b>									
Military Retirement:									
Payment to Military Retirement Fund	.....	.....	.....	91,873	.....	91,873	87,996	.....	87,996
Military Retirement Fund	5,211	.....	5,211	30,557	.....	30,557	25,047	.....	25,047

**Table 5. Outlays of the U.S. Government, February 2020 and Other Periods - Continued**

[\$ millions]

Classification	This Month			Current Fiscal Year to Date			Prior Fiscal Year to Date		
	Gross Outlays	Applicable Receipts	Outlays	Gross Outlays	Applicable Receipts	Outlays	Gross Outlays	Applicable Receipts	Outlays
<b>Other Defense Civil Programs: - Continued</b>									
Retiree Health Care:									
Payment to Department of Defense Medicare-Eligible Retiree Health Care Fund	.....	.....	.....	6,637	.....	6,637	5,720	.....	5,720
Department of Defense Medicare-Eligible Retiree Health Care Fund	682	.....	682	4,742	.....	4,742	4,398	.....	4,398
Educational Benefits	16	.....	16	89	.....	89	96	.....	96
Other	19	.....	19	130	.....	130	129	.....	129
Proprietary Receipts from the Public	.....	2	-2	.....	10	-10	.....	10	-10
Intrabudgetary Transactions	-900	.....	-900	-101,966	.....	-101,966	-96,383	.....	-96,383
<b>Total--Other Defense Civil Programs</b>	<b>5,028</b>	<b>2</b>	<b>5,026</b>	<b>32,062</b>	<b>10</b>	<b>32,052</b>	<b>27,003</b>	<b>10</b>	<b>26,993</b>
<b>Environmental Protection Agency:</b>									
Science and Technology	59	.....	59	283	.....	283	269	.....	269
Environmental Programs and Management	141	.....	141	983	.....	983	984	.....	984
State and Tribal Assistance Grants	361	.....	361	2,100	.....	2,100	2,026	.....	2,026
Payment to the Hazardous Substance Superfund	654	.....	654	1,076	.....	1,076	504	.....	504
Hazardous Substance Superfund	112	.....	112	605	.....	605	534	.....	534
Other	25	4	21	98	41	57	71	31	40
Proprietary Receipts from the Public	.....	7	-7	.....	116	-116	.....	72	-72
Intrabudgetary Transactions	-632	.....	-632	-1,008	.....	-1,008	-440	.....	-440
Offsetting Governmental Receipts	.....	3	-3	.....	10	-10	.....	10	-10
<b>Total--Environmental Protection Agency</b>	<b>721</b>	<b>14</b>	<b>707</b>	<b>4,137</b>	<b>167</b>	<b>3,970</b>	<b>3,948</b>	<b>113</b>	<b>3,835</b>
<b>Executive Office of the President:</b>									
The White House	5	.....	5	26	.....	26	22	.....	22
Office of Management and Budget	9	.....	9	45	.....	45	44	.....	44
Unanticipated Needs	2	.....	2	9	.....	9	10	.....	10
Other	31	.....	31	100	.....	100	91	.....	91
Proprietary Receipts from the Public	.....	(**)	(**)	.....	(**)	(**)	.....	(**)	(**)
Intrabudgetary Transactions	-15	.....	-15	-15	.....	-15	(**)	.....	(**)
<b>Total--Executive Office of the President</b>	<b>32</b>	<b>(**)</b>	<b>32</b>	<b>164</b>	<b>(**)</b>	<b>164</b>	<b>167</b>	<b>(**)</b>	<b>167</b>
<b>General Services Administration:</b>									
Real Property Activities	561	.....	561	392	.....	392	-219	.....	-219
Supply and Technology Activities	-185	.....	-185	-110	.....	-110	-286	.....	-286
General Activities	24	.....	24	114	.....	114	102	.....	102
Proprietary Receipts from the Public	.....	1	-1	.....	43	-43	.....	2	-2
Intrabudgetary Transactions	1	.....	1	-5	.....	-5	-5	.....	-5
<b>Total--General Services Administration</b>	<b>401</b>	<b>1</b>	<b>400</b>	<b>391</b>	<b>43</b>	<b>348</b>	<b>-408</b>	<b>2</b>	<b>-411</b>
<b>International Assistance Programs:</b>									
Millennium Challenge Corporation	44	.....	44	230	.....	230	323	.....	323
International Security Assistance:									
Foreign Military Financing Program	98	.....	98	5,075	.....	5,075	2,749	.....	2,749
Economic Support Fund	231	.....	231	2,028	.....	2,028	2,283	.....	2,283
Other	97	.....	97	561	7	554	596	7	589
<b>Total--International Security Assistance</b>	<b>426</b>	<b>.....</b>	<b>426</b>	<b>7,665</b>	<b>7</b>	<b>7,658</b>	<b>5,628</b>	<b>7</b>	<b>5,622</b>
Multilateral Assistance:									
Other	3	.....	3	285	.....	285	305	.....	305
<b>Total--Multilateral Assistance</b>	<b>3</b>	<b>.....</b>	<b>3</b>	<b>285</b>	<b>.....</b>	<b>285</b>	<b>305</b>	<b>.....</b>	<b>305</b>
Agency for International Development:									
Development Assistance Program	213	.....	213	991	.....	991	950	.....	950
Assistance for Europe, Eurasia and Central Asia	57	.....	57	291	.....	291	232	.....	232
International Disaster Assistance	373	.....	373	2,017	.....	2,017	1,483	.....	1,483
Operating Expenses	79	.....	79	546	.....	546	525	.....	525
Other	14	.....	14	19	110	-91	538	137	400
Proprietary Receipts from the Public	.....	2	-2	.....	27	-27	.....	144	-144
Intrabudgetary Transactions	-6	.....	-6	-5	.....	-5	-4	.....	-4
<b>Total--Agency for International Development</b>	<b>731</b>	<b>2</b>	<b>728</b>	<b>3,859</b>	<b>137</b>	<b>3,722</b>	<b>3,724</b>	<b>281</b>	<b>3,442</b>
Overseas Private Investment Corporation:									
Overseas Private Investment Corporation Accounts	4	2	1	36	41	-5	59	71	-12
Proprietary Receipts from the Public	.....	.....	.....	.....	57	-57	.....	125	-125
<b>Total--Overseas Private Investment Corporation</b>	<b>4</b>	<b>2</b>	<b>1</b>	<b>36</b>	<b>98</b>	<b>-62</b>	<b>59</b>	<b>196</b>	<b>-137</b>
Peace Corps	41	(**)	41	189	1	188	155	1	155
Military Sales Program:									
Foreign Military Sales Trust Fund	2,512	.....	2,512	14,348	.....	14,348	13,607	.....	13,607

**Table 5. Outlays of the U.S. Government, February 2020 and Other Periods - Continued**

[\$ millions]

Classification	This Month			Current Fiscal Year to Date			Prior Fiscal Year to Date		
	Gross Outlays	Applicable Receipts	Outlays	Gross Outlays	Applicable Receipts	Outlays	Gross Outlays	Applicable Receipts	Outlays
<b>International Assistance Programs: - Continued</b>									
Other	5	.....	5	85	3	82	68	(**)	68
Proprietary Receipts from the Public	.....	2,293	-2,293	.....	19,404	-19,404	.....	16,993	-16,993
Other	20	45	-25	74	119	-45	35	2	33
<b>Total--International Assistance Programs</b>	<b>3,785</b>	<b>2,343</b>	<b>1,442</b>	<b>26,770</b>	<b>19,768</b>	<b>7,002</b>	<b>23,904</b>	<b>17,480</b>	<b>6,424</b>
<b>National Aeronautics and Space Administration:</b>									
Science	485	.....	485	2,695	.....	2,695	2,520	.....	2,520
Aeronautics	68	.....	68	344	.....	344	277	.....	277
Exploration	364	.....	364	1,957	.....	1,957	1,775	.....	1,775
Cross Agency Support	238	.....	238	1,102	.....	1,102	1,267	.....	1,267
Space Operations	254	.....	254	1,915	.....	1,915	1,864	.....	1,864
Other	81	.....	81	666	.....	666	562	.....	562
Proprietary Receipts from the Public	.....	1	-1	.....	19	-19	.....	1	-1
Intrabudgetary Transactions	(**)	.....	(**)	(**)	.....	(**)	-1	.....	-1
<b>Total--National Aeronautics and Space Administration</b>	<b>1,489</b>	<b>1</b>	<b>1,489</b>	<b>8,680</b>	<b>19</b>	<b>8,660</b>	<b>8,263</b>	<b>1</b>	<b>8,263</b>
<b>National Science Foundation:</b>									
Research and Related Activities	410	.....	410	2,287	.....	2,287	2,251	.....	2,251
Education and Human Resources	83	.....	83	396	.....	396	400	.....	400
Other	46	.....	46	261	.....	261	219	.....	219
Proprietary Receipts from the Public	.....	4	-4	.....	9	-9	.....	22	-22
<b>Total--National Science Foundation</b>	<b>539</b>	<b>4</b>	<b>535</b>	<b>2,945</b>	<b>9</b>	<b>2,936</b>	<b>2,871</b>	<b>22</b>	<b>2,849</b>
<b>Office of Personnel Management:</b>									
Government Payment for Annuityants, Employees Health and Life Insurance Benefits									
	979	.....	979	5,330	.....	5,330	5,465	.....	5,465
Postal Service Retiree Health Benefits Fund	329	.....	329	1,601	.....	1,601	1,555	.....	1,555
Civil Service Retirement and Disability Fund	7,535	.....	7,535	37,786	.....	37,786	36,624	.....	36,624
Employees Life Insurance Fund	294	337	-43	1,302	1,604	-302	1,278	1,895	-617
Employees and Retired Employees Health Benefits Fund	4,887	4,587	300	24,436	23,574	862	23,149	23,265	-116
Other	-33	.....	-33	2	.....	2	182	.....	182
Proprietary Receipts from the Public	.....	(**)	(**)	.....	1	-1	.....	1	-1
Intrabudgetary Transactions:									
Postal Service Contributions	-1	.....	-1	-597	.....	-597	-637	.....	-637
Civil Service Retirement and Disability Fund:									
Other	-3	.....	-3	-16	.....	-16	-17	.....	-17
<b>Total--Office of Personnel Management</b>	<b>13,986</b>	<b>4,924</b>	<b>9,062</b>	<b>69,844</b>	<b>25,178</b>	<b>44,666</b>	<b>67,599</b>	<b>25,162</b>	<b>42,438</b>
<b>Small Business Administration:</b>									
Salaries and Expenses	-97	.....	-97	135	(**)	135	335	(**)	335
Business Loans Program	159	(**)	159	171	(**)	171	1	(**)	2
Disaster Loans Program	6	(**)	6	32	(**)	32	115	(**)	115
Other	37	1	36	124	8	116	100	8	92
Proprietary Receipts from the Public	.....	2	-2	.....	(**)	(**)	.....	(**)	(**)
Intrabudgetary Transactions	(**)	.....	(**)	(**)	.....	(**)	(**)	.....	(**)
<b>Total--Small Business Administration</b>	<b>105</b>	<b>3</b>	<b>102</b>	<b>462</b>	<b>9</b>	<b>453</b>	<b>551</b>	<b>8</b>	<b>544</b>
<b>Social Security Administration:</b>									
Payments to Social Security Trust Funds	21	.....	21	19,202	.....	19,202	17,862	.....	17,862
Supplemental Security Income Program	5,139	.....	5,139	29,618	.....	29,618	24,810	.....	24,810
Federal Old-Age and Survivors Insurance Trust Fund (Off-Budget):									
Benefit Payments	78,203	.....	78,203	385,088	.....	385,088	362,088	.....	362,088
Administrative Expenses	272	.....	272	1,584	.....	1,584	1,653	.....	1,653
<b>Total--Federal Old-Age and Survivors Insurance Trust Fund (Off-Budget)</b>	<b>78,476</b>	<b>.....</b>	<b>78,476</b>	<b>386,672</b>	<b>.....</b>	<b>386,672</b>	<b>363,741</b>	<b>.....</b>	<b>363,741</b>
Federal Disability Insurance Trust Fund (Off-Budget):									
Benefit Payments	12,212	.....	12,212	59,989	.....	59,989	59,747	.....	59,747
Administrative Expenses	50	.....	50	993	.....	993	1,117	.....	1,117
<b>Total--Federal Disability Insurance Trust Fund (Off-Budget)</b>	<b>12,262</b>	<b>.....</b>	<b>12,262</b>	<b>60,982</b>	<b>.....</b>	<b>60,982</b>	<b>60,864</b>	<b>.....</b>	<b>60,864</b>
Other	13	.....	13	80	.....	80	63	.....	63
Proprietary Receipts from the Public:									
On-Budget	.....	239	-239	.....	1,066	-1,066	.....	1,083	-1,083
Off-Budget	.....	17	-17	.....	29	-29	.....	19	-19
Intrabudgetary Transactions:									
Off-Budget <sup>2</sup>	-21	.....	-21	-19,201	.....	-19,201	-17,862	.....	-17,862
<b>Total--Social Security Administration</b>	<b>95,890</b>	<b>256</b>	<b>95,634</b>	<b>477,353</b>	<b>1,096</b>	<b>476,257</b>	<b>449,480</b>	<b>1,102</b>	<b>448,378</b>

**Table 5. Outlays of the U.S. Government, February 2020 and Other Periods - Continued**

[\$ millions]

Classification	This Month			Current Fiscal Year to Date			Prior Fiscal Year to Date		
	Gross Outlays	Applicable Receipts	Outlays	Gross Outlays	Applicable Receipts	Outlays	Gross Outlays	Applicable Receipts	Outlays
<b>Independent Agencies:</b>									
Broadcasting Board of Governors	94	(**)	94	337	(**)	337	311	(**)	311
Bureau of Consumer Financial Protection	40	.....	40	198	(**)	198	192	(**)	192
Corporation for National and Community Service	70	(**)	70	408	(**)	407	391	1	391
Corporation for Public Broadcasting	16	.....	16	465	.....	465	465	.....	465
District of Columbia:									
Courts	24	.....	24	131	.....	131	131	(**)	131
General and Special Payments	138	(**)	138	352	41	311	243	36	207
Equal Employment Opportunity Commission	30	(**)	30	175	1	175	160	1	159
Export-Import Bank of the United States	12	.....	12	47	(**)	47	228	180	48
Federal Communications Commission:									
Universal Service Fund	678	.....	678	3,318	.....	3,318	4,123	.....	4,123
Other	191	2	188	809	13	796	251	10	241
Federal Deposit Insurance Corporation:									
Deposit Insurance Fund	-631	.....	-631	-863	.....	-863	-2,938	.....	-2,938
FSLIC Resolution Fund	(**)	1	-1	1	8	-7	(**)	8	-8
Total--Federal Deposit Insurance Corporation	-631	1	-632	-862	8	-870	-2,938	8	-2,946
Federal Drug Control Programs	30	.....	30	140	.....	140	107	.....	107
Federal Housing Finance Agency	23	.....	23	123	.....	123	110	.....	110
Institute of Museum and Library Services	14	.....	14	96	(**)	96	94	(**)	94
Intelligence Community Management Account	51	.....	51	225	.....	225	242	.....	242
Legal Services Corporation	-2	.....	-2	218	.....	218	193	.....	193
National Archives and Records Administration	39	9	30	189	15	174	162	7	155
National Credit Union Administration	112	584	-472	435	1,477	-1,043	392	700	-308
National Endowment for the Arts	8	(**)	8	64	1	63	61	(**)	60
National Endowment for the Humanities	10	(**)	10	57	(**)	57	55	1	54
National Labor Relations Board	21	(**)	21	115	(**)	115	111	(**)	111
Nuclear Regulatory Commission	65	44	21	386	364	22	375	374	2
Postal Service:									
Off-Budget:									
Public Enterprise Funds	5,390	5,480	-91	41,691	41,836	-144	43,413	43,611	-198
Other	.....	.....	.....	267	.....	267	98	.....	98
Other	.....	.....	.....	57	.....	57	.....	.....	.....
Railroad Retirement Board:									
Federal Windfall Subsidy	1	.....	1	6	.....	6	7	.....	7
Federal Payments to the Railroad Retirement Accounts	(**)	.....	(**)	342	.....	342	399	.....	399
Railroad Unemployment Insurance Trust Fund:									
Benefit Payments	12	.....	12	60	.....	60	39	.....	39
Transfer To Administrative Funds	2	.....	2	8	.....	8	10	.....	10
Rail Industry Pension Fund:									
Benefit Payments	485	.....	485	2,341	.....	2,341	2,301	.....	2,301
OASDI Certifications	(**)	.....	(**)	(**)	.....	(**)	(**)	.....	(**)
Transfer to Administrative Funds	8	.....	8	41	.....	41	44	.....	44
Other	16	.....	16	32	.....	32	(**)	.....	(**)
National Railroad Retirement Investment Trust:									
Administrative Expenses	1	.....	1	25	.....	25	26	.....	26
Transfers to the Railroad Retirement Trust Funds from the National Railroad Retirement Investment Trust	.....	.....	.....	852	.....	852	822	.....	822
Railroad Social Security Equivalent Benefit Account:									
Benefit Payments	662	.....	662	3,170	.....	3,170	3,058	.....	3,058
Transfer To Administrative Funds	3	.....	3	13	.....	13	16	.....	16
Other	-2	.....	-2	-20	.....	-20	-28	.....	-28
Proprietary Receipts from the Public	.....	-279	279	.....	1,499	-1,499	.....	-760	760
Intrabudgetary Transactions:									
Other	(**)	.....	(**)	-1,194	.....	-1,194	-1,223	.....	-1,223
Total--Railroad Retirement Board	1,187	-279	1,466	5,674	1,499	4,176	5,472	-760	6,232
Securities and Exchange Commission	126	5	121	740	6	735	778	10	768
Smithsonian Institution	104	(**)	104	483	(**)	483	421	(**)	421
Tennessee Valley Authority	3,612	3,915	-302	23,572	24,301	-729	18,951	19,323	-373
Other	721	6	715	1,731	378	1,354	1,931	421	1,510
<b>Total--Independent Agencies</b>	<b>12,173</b>	<b>9,769</b>	<b>2,403</b>	<b>81,642</b>	<b>69,940</b>	<b>11,702</b>	<b>76,520</b>	<b>63,923</b>	<b>12,597</b>
<b>Undistributed Offsetting Receipts:</b>									

**Table 5. Outlays of the U.S. Government, February 2020 and Other Periods - Continued**

[\$ millions]

Classification	This Month			Current Fiscal Year to Date			Prior Fiscal Year to Date		
	Gross Outlays	Applicable Receipts	Outlays	Gross Outlays	Applicable Receipts	Outlays	Gross Outlays	Applicable Receipts	Outlays
<b>Undistributed Offsetting Receipts: - Continued</b>									
Other Interest	(**)	.....	(**)	(**)	(**)	-1	.....	(**)	(**)
Employer Share, Employee Retirement:									
Department of Health and Human Services:									
Federal Hospital Insurance Trust Fund:									
Federal Employer Contributions	-330	.....	-330	-1,641	.....	-1,641	-1,611	.....	-1,611
Postal Service Employer Contributions	-53	.....	-53	-279	.....	-279	-267	.....	-267
Department of State:									
Foreign Service Retirement and Disability Fund	-29	.....	-29	-156	.....	-156	-147	.....	-147
Other Defense Civil Programs:									
Military Retirement Fund	-1,799	.....	-1,799	-17,348	.....	-17,348	-16,067	.....	-16,067
Department of Defense Medicare-Eligible Retiree Health Care Fund	.....	.....	.....	-8,050	.....	-8,050	-7,763	.....	-7,763
Office of Personnel Management:									
Civil Service Retirement and Disability Fund	-2,910	.....	-2,910	-15,337	.....	-15,337	-12,875	.....	-12,875
Social Security Administration:									
Federal Old-Age and Survivors Insurance Trust Fund:									
Federal Employer Contributions	-1,383	.....	-1,383	-6,358	.....	-6,358	-6,007	.....	-6,007
Federal Disability Insurance Trust Fund:									
Federal Employer Contributions	-235	.....	-235	-1,080	.....	-1,080	-1,250	.....	-1,250
Other	-1	.....	-1	-2	.....	-2	-2	.....	-2
Total--Employer Share, Employee Retirement	-6,741	.....	-6,741	-50,252	.....	-50,252	-45,989	.....	-45,989
Interest Received by Trust Funds:									
Judicial Branch:									
Judicial Survivors Annuity Fund	-5	.....	-5	-9	.....	-9	-4	.....	-4
Department of Health and Human Services:									
Federal Hospital Insurance Trust Fund	-14	.....	-14	-3,021	.....	-3,021	-3,430	.....	-3,430
Federal Supplementary Medical Insurance Trust Fund	-15	.....	-15	-1,191	.....	-1,191	-1,287	.....	-1,287
Department of Homeland Security:									
Oil Spill Liability Trust Fund	-8	.....	-8	-52	.....	-52	-59	.....	-59
Other	-4	.....	-4	-21	.....	-21	-16	.....	-16
Department of Labor:									
Unemployment Trust Fund	-8	.....	-8	-1,030	.....	-1,030	-847	.....	-847
Department of State:									
Foreign Service Retirement and Disability Fund	(**)	.....	(**)	-267	.....	-267	-276	.....	-276
Department of Transportation:									
Airport and Airway Trust Fund	-2	.....	-2	-192	.....	-192	-160	.....	-160
Department of Veterans Affairs:									
National Service Life Insurance Fund	(**)	.....	(**)	-44	.....	-44	-56	.....	-56
United States Government Life Insurance Fund	(**)	.....	(**)	(**)	.....	(**)	(**)	.....	(**)
Corps of Engineers	-18	.....	-18	-80	.....	-80	-90	.....	-90
Other Defense Civil Programs:									
Military Retirement Fund	-3,483	.....	-3,483	-4,965	.....	-4,965	-4,175	.....	-4,175
Educational Benefits Fund	-10	.....	-10	-8	.....	-8	-3	.....	-3
Armed Forces Retirement Home	(**)	.....	(**)	-1	.....	-1	-1	.....	-1
Environmental Protection Agency	-2	.....	-2	-10	.....	-10	-56	.....	-56
Office of Personnel Management:									
Civil Service Retirement and Disability Fund	-11	.....	-11	-12,689	.....	-12,689	-12,931	.....	-12,931
Social Security Administration:									
Federal Old-Age and Survivors Insurance Trust Fund	-45	.....	-45	-38,137	.....	-38,137	-39,818	.....	-39,818
Federal Disability Insurance Trust Fund	-8	.....	-8	-1,414	.....	-1,414	-1,393	.....	-1,393
Independent Agencies:									
Railroad Retirement Board	-3	.....	-3	-35	.....	-35	-20	.....	-20
Other	-5	.....	-5	-18	.....	-18	-13	.....	-13
Other	-86	.....	-86	-325	.....	-325	-462	.....	-462
Total--Interest Received by Trust Funds	-3,729	.....	-3,729	-63,508	.....	-63,508	-65,096	.....	-65,096
Rents and Royalties on the Outer Continental Shelf Lands	.....	115	-115	.....	2,003	-2,003	.....	3,153	-3,153
Spectrum Auction Proceeds	.....	.....	.....	.....	.....	.....	-1,155	.....	-1,155
<b>Total--Undistributed Offsetting Receipts</b>	<b>-10,470</b>	<b>115</b>	<b>-10,584</b>	<b>-113,760</b>	<b>2,003</b>	<b>-115,763</b>	<b>-112,240</b>	<b>3,154</b>	<b>-115,393</b>
<b>Total Outlays</b>	<b>460,980</b>	<b>37,694</b>	<b>423,286</b>	<b>2,203,584</b>	<b>212,312</b>	<b>1,991,272</b>	<b>2,029,612</b>	<b>206,901</b>	<b>1,822,712</b>
<b>Total On-Budget</b>	<b>366,544</b>	<b>32,197</b>	<b>334,347</b>	<b>1,780,162</b>	<b>170,448</b>	<b>1,609,715</b>	<b>1,627,825</b>	<b>163,271</b>	<b>1,464,554</b>
<b>Total Off-Budget</b>	<b>94,435</b>	<b>5,497</b>	<b>88,939</b>	<b>423,422</b>	<b>41,865</b>	<b>381,557</b>	<b>401,788</b>	<b>43,630</b>	<b>358,158</b>
<b>Total Surplus (+) or Deficit (-)</b>			<b>-235,335</b>			<b>-624,522</b>			<b>-544,229</b>
<b>Total On-Budget</b>			<b>-222,212</b>			<b>-619,619</b>			<b>-542,077</b>
<b>Total Off-Budget</b>			<b>-13,124</b>			<b>-4,902</b>			<b>-2,152</b>

**Table 5. Outlays of the U.S. Government, February 2020 and Other Periods - Continued**

[\$ millions]

**MEMORANDUM**

Receipts Offset Against Outlays (In Millions)

	Current Fiscal Year to Date	Comparable Period Prior Fiscal Year
Proprietary Receipts	96,129	98,335
Intrabudgetary Transactions	396,984	372,889
Governmental Receipts	5,978	6,713
Total Receipts Offset Against Outlays	<u>499,090</u>	<u>477,937</u>

1 Outlays increased by \$2 million due to additional reporting for the month of January 2020.

2 Includes FICA and SECA tax credits, non-contributory military service credits, special benefits for the aged and credit for the unnegotiated OASI benefit

checks.

Note: Details may not add to totals due to rounding.

... No Transactions

(\*\*) Less than absolute value of \$500,000



**Table 6. Means of Financing the Deficit or Disposition of Surplus by the U.S. Government, February 2020 and Other Periods**  
[\$ millions]

Assets and Liabilities Directly Related to Budget Off-Budget Activity	Net Transactions (-) denotes net reduction of either liability or asset accounts			Account Balances Current Fiscal Year		
	This Month	Fiscal Year to Date		Beginning of		Close of This Month
		This Year	Prior Year	This Year	This Month	
<b>Liability Accounts:</b>						
Borrowing from the Public:						
Treasury Securities, Issued Under General Financing Authorities:						
Debt Held by the Public	200,415	603,958	489,744	16,809,091	17,212,634	17,413,049
Intragovernmental Holdings	-14,269	86,600	109,725	5,910,309	6,011,178	5,996,909
Total Treasury Securities Outstanding	186,146	690,557	599,468	22,719,402	23,223,813	23,409,959
Plus Premium on Treasury Securities	-265	-220	1,634	32,781	32,827	32,561
Less Discount on Treasury Securities	-335	9,158	5,387	105,621	115,114	114,779
Total Treasury Securities Net of Premium and Discount	186,216	681,180	595,715	22,646,560	23,141,525	23,327,740
Agency Securities, Issued Under Special Financing Authorities (See Schedule B; for Other Agency Borrowing, See Schedule C)						
Total Federal Securities	-325	-699	-322	21,455	21,080	20,755
	185,891	680,481	595,394	22,668,015	23,162,605	23,348,496
Deduct:						
Federal Securities Held as Investments of Government Accounts (See Schedule D)						
Less Discount on Federal Securities Held as Investments of Government Accounts	-14,393	86,579	107,798	5,893,424	5,994,397	5,980,003
Net Federal Securities Held as Investments of Government Accounts	-14,228	87,398	106,048	5,865,224	5,966,850	5,952,621
Total Borrowing from the Public	200,119	593,083	489,346	16,802,792	17,195,755	17,395,874
Accrued Interest Payable to the Public	-18,729	-5,041	-19,539	73,285	86,973	68,244
Allocations of Special Drawing Rights	-130	352	96	48,146	48,628	48,498
Uninvested Balances, Deposit Funds	1,736	1,984	5,055	26,129	26,376	28,112
Miscellaneous Liability Accounts (Includes Checks Outstanding Etc.)	4,552	16,957	2,302	8,483	20,888	25,440
<b>Total Liability Accounts</b>	<b>187,549</b>	<b>607,334</b>	<b>477,259</b>	<b>16,958,835</b>	<b>17,378,621</b>	<b>17,566,169</b>
<b>Asset Accounts (Deduct)</b>						
Cash and Monetary Assets:						
U.S. Treasury Operating Cash:						
Federal Reserve Account <sup>2</sup>	-46,732	-25,232	-94,048	382,483	403,983	357,251
Balance	-46,732	-25,232	-94,048	382,483	403,983	357,251
Special Drawing Rights:						
Total Holdings	-86	471	204	49,976	50,533	50,447
SDR Certificates Issued to Federal Reserve Banks	.....	.....	.....	-5,200	-5,200	-5,200
Balance	-86	471	204	44,776	45,333	45,247
Reserve Position on the U.S. Quota in the IMF:						
U.S. Subscription to International Monetary Fund:						
Direct Quota Payments	.....	.....	.....	111,629	111,629	111,629
Maintenance of Value Adjustments	-305	828	226	1,517	2,650	2,345
Letter of Credit Issued to IMF	-122	219	3,580	-91,228	-90,887	-91,009
Dollar Deposits with the IMF	-7	-30	-11	-304	-328	-334
Receivable/Payable (-) for Interim Maintenance of Value						
Adjustments	242	-661	-166	1,341	438	680
Balance	-191	356	3,630	22,955	23,502	23,311
Loans to International Monetary Fund	-51	-249	-1,645	2,759	2,561	2,510
Other Cash and Monetary Assets	-25	-219	-109	26,541	26,347	26,322
Total Cash and Monetary Assets	-47,085	-24,874	-91,968	479,515	501,726	454,641
Non-Federal Securities of the National Railroad Retirement Investment Trust						
Net Activity, Guaranteed Loan Financing (See Schedule E)	-270	701	-1,398	24,058	25,029	24,759
Net Activity, Direct Loan Financing (See Schedule E)	(**)	-474	3,542	32,488	32,014	32,014
Net Activity, Direct Loan Financing (See Schedule E)	-109	7,519	22,734	1,414,936	1,422,564	1,422,455
Miscellaneous Asset Accounts	-392	80	39	-961	-489	-881
<b>Total Asset Accounts</b>	<b>-47,855</b>	<b>-17,048</b>	<b>-67,050</b>	<b>1,950,036</b>	<b>1,980,843</b>	<b>1,932,988</b>
<b>Excess of Liabilities (+) or Assets (-)</b>	<b>235,403</b>	<b>624,382</b>	<b>544,310</b>	<b>15,008,798</b>	<b>15,397,778</b>	<b>15,633,181</b>
Transactions Not Applied to Current Year's Surplus or Deficit (See Schedule A for Details)						
	-68	139	-80	.....	207	139
<b>Total Budget and Off-Budget Federal Entities (Financing of Deficit (+) or Disposition of Surplus (-))</b>	<b>235,335</b>	<b>624,522</b>	<b>544,229</b>	<b>15,008,798</b>	<b>15,397,985</b>	<b>15,633,320</b>

1 The balance increased by \$2 million due to additional reporting by the Department of the Interior for January 2020.  
2 Major sources of information used to determine Treasury's operating cash balance include Federal Reserve Banks, Treasury Regional Finance Centers, Internal Revenue Service Centers, various electronic systems, and information on the

Public Debt. Information is presented on a modified cash basis. Deposits are reflected as received and withdrawals are reflected as processed.  
Note: Details may not add to totals due to rounding.  
... No Transactions  
(\*\*) Less than absolute value of \$500,000

**Table 6. Schedule A-Analysis of Change in Excess of Liabilities of the U.S. Government, February 2020 and Other Periods**  
[\$ millions]

Classification	This Month	Fiscal Year to Date	
		This Year	Prior Year
<b>Excess of Liabilities Beginning of Period:</b>			
Based on Composition of Unified Budget in Preceding Period	15,397,776	15,008,728	14,164,924
Adjustments During Current Fiscal Year for Changes in Composition of Unified Budget:			
Revisions by Federal Agencies to the Prior Budget Results	2	.....	-140,646
Excess of Liabilities Beginning of Period (Current Basis)	15,397,778	15,008,728	14,024,278
<b>Budget Surplus (-) or Deficit:</b>			
Based on Composition of Unified Budget in Prior Fiscal Year	235,335	624,522	544,229
Total Surplus (-) or Deficit (Table 2)	235,335	624,522	544,229
Total-On-Budget (Table 2)	222,212	619,619	542,077
Total-Off-Budget (Table 2)	13,124	4,902	2,153
<b>Transactions Not Applied to Current Year's Surplus or Deficit:</b>			
Premium/Discount on Buyback of U.S. Treasury Securities	.....	(**)	-2
Other	68	-139	82
Total-Transactions Not Applied to Current Year's Surplus or Deficit	68	-139	80
<b>Excess of Liabilities Close of Period</b>	<b>15,633,181</b>	<b>15,633,181</b>	<b>14,568,587</b>

Note: Details may not add to totals due to rounding.  
... No Transactions

(\*\*) Less than absolute value of \$500,000

**Table 6. Schedule B-Securities Issued by Federal Agencies Under Special Financing Authorities, February 2020 and Other Periods**  
[\$ millions]

Classification	Net Transactions (-) denotes net reduction of liability accounts			Account Balances Current Fiscal Year		
	This Month	Fiscal Year to Date		Beginning of		Close of This Month
		This Year	Prior Year	This Year	This Month	
<b>Agency Securities, Issued Under Special Financing Authorities:</b>						
<b>Obligations Guaranteed by the United States, Issued By:</b>						
Department of Housing and Urban Development:						
Federal Housing Administration	.....	.....	.....	19	19	19
<b>Obligations Not Guaranteed by the United States, Issued By:</b>						
Legislative Branch:						
Architect of the Capitol	-8	-6	-6	69	71	63
Independent Agencies:						
Federal Communications Commission	.....	.....	.....	(**)	(**)	(**)
National Archives and Records Administration	.....	.....	-13	(**)	(**)	(**)
Tennessee Valley Authority	-317	-693	-303	21,367	20,991	20,674
<b>Total Agency Securities</b>	<b>-325</b>	<b>-699</b>	<b>-322</b>	<b>21,455</b>	<b>21,080</b>	<b>20,755</b>

Note: Details may not add to totals due to rounding.  
... No Transactions

(\*\*) Less than absolute value of \$500,000

**Table 6. Schedule C (Memorandum)-Federal Agency Borrowing Financed Through the Issue of Treasury Securities, February 2020 and Other Periods**

Classification	[ \$ millions ]					
	Transactions			Account Balances Current Fiscal Year		
	This Month	Fiscal Year to Date		Beginning of		Close of This Month
This Year		Prior Year	This Year	This Month		
<b>Borrowing from the US Treasury:</b>						
Department of Agriculture:						
Farm Service Agency:						
Commodity Credit Corporation	3,438	-3,725	9,526	24,862	17,699	21,137
Agricultural Credit Insurance Fund	244	1,114	701	13,084	13,954	14,198
Farm Storage Facility Loans	.....	120	125	1,067	1,187	1,187
Apple Loans Fund	.....	.....	.....	(**)	(**)	(**)
Emergency Boll Weevil Loan Fund	.....	-1	-1	4	3	3
Rural Housing Service:						
Rural Housing Insurance	84	458	347	18,783	19,157	19,241
Rural Community Facility Loans Fund	129	570	752	10,368	10,808	10,938
Multifamily Housing Revitalization Loan Account	11	32	24	454	474	485
Rural Business - Cooperative Service:						
Rural Business and Industry Loans	.....	.....	.....	88	88	88
Rural Development Loan Fund	1	5	4	304	308	309
Rural Economic Development Loan Fund	(**)	9	22	221	230	231
Renewable Energy Guaranteed Loan Account	.....	.....	.....	1	1	1
Rural Microenterprise Investment Loans	(**)	1	1	44	44	44
Biorefinery Assistance Loan Account	.....	.....	.....	2	2	2
Rural Utilities Service:						
Rural Water and Waste Disposal Fund	23	413	344	13,270	13,660	13,683
Rural Electrification and Telecommunications Fund	28	107	343	6,865	6,944	6,971
Rural Telephone Bank	.....	.....	.....	118	118	118
Distance Learning and Telemedicine Program	.....	3	4	788	791	791
Foreign Agricultural Service	.....	.....	.....	432	432	432
Department of Commerce:						
National Oceanic and Atmospheric Administration:						
Fisheries Finance	1	11	4	395	405	406
Department of Defense--Military Programs:						
Family Housing Improvement Loans	.....	.....	25	1,714	1,714	1,714
Department of Education:						
College Housing and Academic Facilities Loans	.....	(**)	.....	16	16	16
Federal Direct Student Loans	.....	63,676	77,843	1,211,865	1,275,541	1,275,541
Teach Grant Loans	.....	37	35	651	688	688
Temporary Student Loan Purchase Authority	.....	-395	-872	39,713	39,317	39,317
Federal Family Education Loans	.....	.....	.....	35,265	35,265	35,265
Department of Energy:						
Bonneville Power Administration Fund	.....	250	-232	5,280	5,530	5,530
Western Area Power Administration - Recovery Act	.....	.....	.....	76	76	76
Title 17 Innovative Technology Loans	.....	33	5	748	782	782
Department of Health and Human Services:						
Consumer Operated and Oriented Plan	.....	.....	.....	149	149	149
Consumer Operated and Oriented Plan Program Contingency Fund	.....	.....	.....	58	58	58
Department of Homeland Security:						
National Flood Insurance Fund	.....	.....	.....	20,525	20,525	20,525
Disaster Assistance Loan Fund	(**)	1	2	71	72	72
Department of Housing and Urban Development:						
Public and Indian Housing Programs:						
Low-Rent Public Housing - Loans and Other Expenses	.....	.....	.....	12	12	12
Native Hawaiian Housing Loans	.....	1	(**)	2	3	3
Housing Programs:						
Federal Housing Administration	.....	.....	25	30,386	30,386	30,386
Green Retrofit Program for Multifamily Housing-Recovery Act	.....	.....	.....	10	10	10
Department of the Interior:						
Bureau of Indian Affairs and Bureau of Indian Education	.....	.....	.....	5	5	5
Bureau of Reclamation Loan Fund	.....	.....	.....	29	29	29
Assistance to American Samoa Loan Fund	.....	(**)	(**)	8	8	8
Department of Labor:						
Black Lung Disability Trust Fund	.....	110	.....	4,419	4,529	4,529
Department of State:						
Repatriation Loans	.....	2	(**)	3	5	5

**Table 6. Schedule C (Memorandum)-Federal Agency Borrowing Financed Through the Issue of Treasury Securities, February 2020 and Other Periods - Continued**

Classification	Transactions			Account Balances Current Fiscal Year		
	This Month	Fiscal Year to Date		Beginning of		Close of This Month
		This Year	Prior Year	This Year	This Month	
<b>Borrowing from the US Treasury: - Continued</b>						
Department of Transportation:						
Federal Highway Administration:						
Transportation Infrastructure Finance and Innovation Fund	66	763	762	19,445	20,141	20,207
Federal Railroad Administration:						
Railroad Rehabilitation and Improvement Loan Fund	.....	(**)	9	1,187	1,187	1,187
Other	.....	.....	.....	(**)	(**)	(**)
Maritime Administration:						
Maritime Guaranteed Loan (Title XI) Fund	.....	.....	2	125	125	125
Department of the Treasury:						
Departmental Offices:						
Community Development Financial Institutions Fund	1	2	5	96	97	98
Temporary Credit and Liquidity Program	.....	.....	.....	3,709	3,709	3,709
Troubled Asset Relief Program	-2	-2	-20	35	35	32
Small Business Lending Financing Fund	.....	.....	.....	153	153	153
Federal Financing Bank Revolving Fund	470	1,919	-110	63,751	65,200	65,670
Department of Veterans Affairs:						
Veterans Housing Benefit Program Fund	.....	50	104	492	542	542
Native American Veteran Housing Fund	.....	4	3	73	77	77
Vocational Rehabilitation Loan Fund	.....	2	2	1	3	3
Corps of Engineers:						
Washington Aqueduct	.....	(**)	(**)	(**)	(**)	(**)
Environmental Protection Agency:						
Water Infrastructure Finance and Innovation Loan Program	.....	164	.....	(**)	164	164
International Assistance Programs:						
International Security Assistance:						
Foreign Military Loan Program	.....	.....	.....	3,066	3,066	3,066
Military Debt Reduction	.....	.....	.....	48	48	48
Agency for International Development:						
Development Credit Authority Loan Fund	.....	.....	.....	8	8	8
Overseas Private Investment Corporation	-4,068	-3,829	333	3,829	4,068	.....
United States International Development Finance Corporation	4,091	4,165	.....	.....	74	4,165
Small Business Administration:						
Business Loan Fund	.....	-1	2	2,220	2,219	2,219
Disaster Loan Fund	.....	-475	1,389	9,590	9,115	9,115
Independent Agencies:						
Export-Import Bank of the United States	.....	.....	45	16,946	16,946	16,946
Presidio Trust	.....	.....	.....	38	38	38
Railroad Retirement Board:						
Social Security Equivalent Benefit Account	280	1,800	1,743	3,934	5,454	5,734
Smithsonian Institution:						
John F. Kennedy Center Parking Facilities	.....	.....	.....	20	20	20
<b>Total Borrowing from the US Treasury</b>	<b>4,797</b>	<b>67,391</b>	<b>93,296</b>	<b>1,570,919</b>	<b>1,633,513</b>	<b>1,638,310</b>
<b>Borrowing from the Federal Financing Bank:</b>						
Department of Agriculture:						
Rural Utilities Service:						
Rural Electrification and Telecommunications Fund	373	462	1,217	46,289	46,377	46,751
Department of Education:						
Historically Black College and University Capital Financing Fund	4	15	-14	1,479	1,491	1,495
Department of Energy:						
Advanced Technology Vehicles Manufacturing Loans	.....	-148	-148	1,618	1,470	1,470
Title 17 Innovative Technology Loans	-38	797	148	12,804	13,639	13,601
Department of Health and Human Services:						
Health Maintenance Organization Loan and Loan Guarantee Fund	.....	.....	.....	(**)	(**)	(**)
Department of Housing and Urban Development:						
Housing Programs:						
Federal Housing Administration	27	286	150	1,969	2,229	2,256
Department of the Treasury:						
Departmental Offices:						
Community Development Financial Institutions Fund	10	31	169	1,017	1,038	1,048
Department of Veterans Affairs:						
Guaranteed Transitional Housing Loans for Homeless Veterans	.....	(**)	(**)	4	4	4
Independent Agencies:						
Postal Service	.....	.....	-2,200	11,000	11,000	11,000
<b>Total Borrowing from the Federal Financing Bank</b>	<b>376</b>	<b>1,444</b>	<b>-677</b>	<b>76,180</b>	<b>77,249</b>	<b>77,624</b>

Note: Details may not add to totals due to rounding.

Note: This table includes lending by the Federal Financing Bank accomplished by the purchase of agency financial assets, by the acquisition of agency debt securities, and by direct loans on behalf of an agency. The Federal Financing Bank borrows from Treasury and issues its own securities and in turn may loan

these funds to agencies in lieu of agencies borrowing directly through Treasury or issuing their own securities.

... No Transactions

(\*\*) Less than absolute value of \$500,000

**Table 6. Schedule D-Investments of Federal Government Accounts in Federal Securities, February 2020 and Other Periods**  
 [\$ millions]

Classification	Net Purchases or Sales (-)			Securities Held as Investments Current Fiscal Year		
	This Month	Fiscal Year to Date		Beginning of		Close of This Month
		This Year	Prior Year	This Year	This Month	
<b>Federal Funds:</b>						
Department of Agriculture	.....	(**)	-12	226	226	226
Department of Commerce	.....	2	.....	.....	2	2
Department of Defense--Military Programs:						
Defense Cooperation Account	.....	.....	(**)	8	8	8
Department of Energy	7	117	-130	55,848	55,958	55,964
Department of Health and Human Services	.....	11,006	10,236	.....	11,006	11,006
Department of Homeland Security	.....	208	70	1,525	1,734	1,734
Department of Housing and Urban Development:						
Housing Programs:						
Federal Housing Administration Fund	878	3,297	2,116	50,601	53,019	53,898
Government National Mortgage Association:						
Guarantees of Mortgage-Backed Securities	20	107	-292	15,784	15,871	15,890
Department of the Interior	284	221	151	9,921	9,858	10,142
Department of Justice	1	7	-1,059	1,040	1,045	1,046
Department of Labor	-397	3,183	2,535	37,020	40,600	40,203
Department of State:						
Foreign Service Retirement and Disability Fund	2	5	3	23	26	28
Other	.....	(**)	(**)	15	15	15
Department of Transportation	.....	-1	30	2,343	2,342	2,342
Department of the Treasury	60	151	165	23,842	23,933	23,993
Department of Veterans Affairs:						
Veterans Reopened Insurance Fund	-2	-6	-6	84	79	77
Servicemen'S Group Life Insurance Fund	150	453	(**)	301	604	754
Other Defense Civil Programs:						
Uniformed Services Retiree Health Care Fund	103	16,176	12,108	254,176	270,249	270,352
Office of Personnel Management:						
Postal Service Contributions	-327	-1,005	-918	44,611	43,933	43,606
Independent Agencies:						
Federal Deposit Insurance Corporation:						
Deposit Insurance Fund	631	758	3,122	104,015	104,142	104,773
FSLIC Resolution Fund	1	8	8	872	880	881
Federal Housing Finance Agency	-19	37	30	71	127	108
National Credit Union Administration	469	1,039	322	15,736	16,306	16,775
Postal Service	127	-77	-2,032	9,341	9,137	9,264
Tennessee Valley Authority	-25	-25	(**)	25	25	.....
Other						
Treasury Securities	56	-174	151	11,501	11,271	11,327
Other	-33	261	-224	8,581	8,875	8,842
Total Treasury Securities	1,986	35,748	26,374	647,510	681,273	683,259
<b>Total Federal Funds</b>	<b>1,986</b>	<b>35,748</b>	<b>26,374</b>	<b>647,510</b>	<b>681,273</b>	<b>683,259</b>
<b>Trust Funds:</b>						
Legislative Branch:						
Library of Congress	(**)	-1	-1	23	23	22
United States Tax Court	(**)	(**)	(**)	13	13	13
Other	(**)	4	2	29	33	33
Judicial Branch:						
Judicial Retirement Funds	3	205	30	1,304	1,506	1,509
Department of Agriculture	.....	.....	.....	6	6	6
Department of Commerce	-750	-727	1,247	7,561	7,584	6,834
Department of Defense--Military Programs:						
Voluntary Separation Incentive Fund	1	2	-2	89	90	91
Other	-22	1	245	1,735	1,758	1,736
Department of Health and Human Services:						
Federal Supplementary Medical Insurance Trust Fund	6,587	-9,076	12,575	104,716	89,053	95,640
Other	-5,314	-15,543	-3,154	202,509	192,280	186,966
Department of Homeland Security	46	7	285	8,853	8,814	8,860
Department of the Interior	9	4	-12	36	31	40
Department of Labor:						
Unemployment Trust Fund	1,060	-1,564	-1,586	84,361	81,737	82,797
Other	26	1	-18	64	39	65
Department of State:						
Foreign Service Retirement and Disability Fund	-51	312	93	19,318	19,681	19,630

**Table 6. Schedule D-Investments of Federal Government Accounts in Federal Securities, February 2020 and Other Periods - Continued**  
 [\$ millions]

Classification	Net Purchases or Sales (-)			Securities Held as Investments Current Fiscal Year		
	This Month	Fiscal Year to Date		Beginning of		Close of This Month
		This Year	Prior Year	This Year	This Month	
<b>Trust Funds - Continued</b>						
Other	(**)	-1	-3	46	45	45
Department of Transportation:						
Airport and Airway Trust Fund	423	778	1,007	15,018	15,374	15,796
Highway Trust Fund	-334	-3,438	-3,476	28,192	25,088	24,754
Department of the Treasury	-84	-465	-420	3,578	3,197	3,113
Department of Veterans Affairs:						
General Post Fund, National Homes	.....	-12	9	119	107	107
National Service Life Insurance	-44	-198	-219	2,456	2,302	2,258
United States Government Life Insurance Fund	(**)	(**)	(**)	2	2	2
Veterans Special Life Insurance Fund	-17	-54	-41	1,357	1,320	1,303
Corps of Engineers	-315	240	930	9,454	10,010	9,695
Other Defense Civil Programs:						
Military Retirement Fund	28	92,808	84,001	827,414	920,193	920,221
Other	-3	-34	-47	1,158	1,126	1,123
Environmental Protection Agency	554	644	275	6,024	6,114	6,669
National Aeronautics and Space Administration	(**)	-1	-1	16	16	15
Office of Personnel Management:						
Civil Service Retirement and Disability Fund						
Treasury Securities	-4,215	-7,623	-8,867	939,703	936,294	932,079
Employees Life Insurance Fund	15	274	914	48,199	48,457	48,472
Employees and Retired Employees Health Benefits Fund	-339	-904	279	27,802	27,237	26,899
Social Security Administration:						
Federal Old-Age and Survivors Insurance Trust Fund	-12,119	-1,798	-6,506	2,804,396	2,814,717	2,802,598
Federal Disability Insurance Trust Fund	-984	-2,937	4,093	96,520	94,566	93,582
Independent Agencies:						
Harry S Truman Scholarship Foundation	.....	-5	-1	51	46	46
Japan-United States Friendship Commission	.....	.....	-1	35	35	35
Railroad Retirement Board						
Treasury Securities	-315	-303	-62	2,606	2,618	2,303
Other						
Treasury Securities	-225	237	-145	1,149	1,611	1,386
Total Treasury Securities	-16,379	50,831	81,424	5,245,914	5,313,124	5,296,745
<b>Total Trust Funds</b>	<b>-16,379</b>	<b>50,831</b>	<b>81,424</b>	<b>5,245,914</b>	<b>5,313,124</b>	<b>5,296,745</b>
<b>Grand Total</b>	<b>-14,393</b>	<b>86,579</b>	<b>107,798</b>	<b>5,893,424</b>	<b>5,994,397</b>	<b>5,980,003</b>

Note: Details may not add to totals due to rounding.

Note: Investments are in Treasury securities unless otherwise noted.

... No Transactions

(\*\*) Less than absolute value of \$500,000

**Table 6. Schedule E-Net Activity, Guaranteed and Direct Loan Financing, February 2020 and Other Periods**  
 [\$ millions]

Classification	Net Transactions (-) denotes net reduction of asset accounts			Account Balances Current Fiscal Year		
	This Month	Fiscal Year to Date		Beginning of		Close of This Month
		This Year	Prior Year	This Year	This Month	
<b>Guaranteed Loan Financing Activity:</b>						
Department of Agriculture:						
Farm Service Agency:						
Commodity Credit Corporation Export Fund	(**)	-32	-20	183	151	150
Agricultural Credit Insurance Fund	1	4	3	-207	-204	-203
Natural Resources Conservation Service:						
Agricultural Resource Conservation Demonstration Program	.....	.....	.....	(**)	(**)	(**)
Rural Housing Service:						
Rural Community Facility Loans	(**)	1	-2	-42	-40	-41
Rural Housing Insurance Fund	22	3	10	851	832	854
Rural Business - Cooperative Service:						
Rural Business and Industry Loans	-10	-27	-24	-157	-173	-183
Renewable Energy Guaranteed Loan Account	-4	-5	-6	-50	-51	-55
Biorefinery Assistance Loan Account	-1	-1	-4	-47	-47	-49
Rural Utilities Service:						
Rural Water and Waste Disposal Fund	.....	(**)	(**)	-25	-25	-25
Department of Commerce:						
General Administration:						
Emergency Oil, Gas, and Steel Account	.....	.....	.....	5	5	5
Department of Defense--Military Programs						
.....						
Department of Education:						
Office of Student Financial Assistance:						
Federal Family Education Loans	-276	-860	-417	23,825	23,241	22,965
Department of Energy:						
Title 17 Innovative Technology Loans	.....	-4	.....	-126	-130	-130
Department of Health and Human Services:						
Health Resources and Services Administration:						
Health Center Loans	.....	.....	.....	-1	-1	-1
Health Education Assistance Loans	.....	.....	.....	-70	-70	-70
Department of Housing and Urban Development:						
Public and Indian Housing Programs:						
Indian Housing Loans	-1	-2	-4	-135	-136	-137
Native Hawaiian Housing Loans	(**)	(**)	-1	-1	-1	-1
Community Planning and Development:						
Community Development Loans	(**)	(**)	(**)	-14	-14	-14
Housing Programs:						
FHA-Mutual Mortgage Insurance Loans	130	876	3,255	19,700	20,446	20,575
FHA-General and Special Risk Fund	67	605	887	-2,389	-1,852	-1,785
Home Ownership Preservation Entity Fund	(**)	(**)	(**)	-17	-17	-17
Government National Mortgage Association:						
Guarantees of Mortgage-Backed Securities	-156	-752	-730	6,253	5,656	5,500
Department of the Interior:						
Bureau of Indian Affairs and Bureau of Indian Education	(**)	-2	-5	-46	-48	-48
Department of Transportation:						
Office of the Secretary:						
Minority Business Resource Center Fund	.....	.....	.....	(**)	(**)	(**)
Federal Highway Administration:						
Transportation Infrastructure Finance and Innovation Fund	.....	.....	.....	(**)	(**)	(**)
Maritime Administration:						
Maritime Guaranteed Loan (Title XI) Fund	(**)	1	-28	-51	-49	-49
Department of the Treasury:						
Departmental Offices:						
Air Transportation Stabilization Fund	.....	.....	.....	(**)	(**)	(**)
Troubled Assets Insurance Financing Fund	.....	.....	.....	(**)	(**)	(**)
Troubled Asset Relief Program	.....	(**)	(**)	-2	-2	-2
Department of Veterans Affairs:						
Veterans Benefits Administration:						
Veterans Housing Benefit Program Fund	231	-117	-290	-9,169	-9,516	-9,285
International Assistance Programs:						
Agency for International Development:						

**Table 6. Schedule E-Net Activity, Guaranteed and Direct Loan Financing, February 2020 and Other Periods - Continued**  
 [\$ millions]

Classification	Net Transactions (-) denotes net reduction of asset accounts			Account Balances Current Fiscal Year		
	This Month	Fiscal Year to Date		Beginning of		Close of This Month
		This Year	Prior Year	This Year	This Month	
<b>Guaranteed Loan Financing Activity: - Continued</b>						
Ukraine Export Credit Insurance Fund	.....	.....	.....	-1,098	-1,098	-1,098
Loan Guarantees to Israel	.....	.....	.....	-1,178	-1,178	-1,178
Urban and Environmental Credit Guaranteed Loans	.....	2	2	-39	-38	-38
Microenterprise and Small Enterprise Development Development Credit Authority Loan Fund	.....	.....	.....	(**)	(**)	(**)
Tunisia Loan Fund	-1	2	(**)	-101	-99	-99
Overseas Private Investment Corporation	.....	.....	.....	-1,325	-1,325	-1,325
United States International Development Finance Corporation	.....	23	22	255	278	278
Small Business Administration:	-3	-2	.....	.....	1	-2
Business Loan Fund	6	-172	-305	-1,662	-1,840	-1,834
Independent Agencies:						
Export-Import Bank of the United States	-4	-15	1,199	-568	-579	-583
<b>Net Activity, Guaranteed Loan Financing</b>	<b>(**)</b>	<b>-474</b>	<b>3,542</b>	<b>32,488</b>	<b>32,014</b>	<b>32,014</b>
<b>Direct Loan Financing Activity:</b>						
Department of Agriculture:						
Farm Service Agency:						
Agricultural Credit Insurance Fund	67	66	-226	11,550	11,549	11,616
Farm Storage Facility Loans	4	37	47	819	853	857
Apple Loans Fund	.....	.....	.....	(**)	(**)	(**)
Emergency Boll Weevil Loan Fund	.....	-2	-1	3	2	2
Rural Housing Service:						
Rural Community Facility Loans Fund	71	277	511	9,512	9,718	9,790
Rural Housing Insurance Fund	-54	-236	-215	15,735	15,553	15,498
Multifamily Housing Revitalization Loan Account	5	15	8	416	426	431
Rural Business - Cooperative Service:						
Rural Business and Industry Loan Fund	(**)	(**)	(**)	(**)	-1	-1
Rural Development Loan Fund	-1	-11	-9	280	271	270
Rural Economic Development Loan Fund	-4	-7	7	185	182	178
Rural Microenterprise Investment Loans	(**)	-1	(**)	40	39	39
Rural Utilities Service:						
Rural Water and Waste Disposal Loans	-34	-104	13	11,857	11,787	11,753
Rural Electrification and Telecommunications Fund	483	295	1,239	48,284	48,096	48,578
Rural Telephone Bank	-1	-9	-8	92	84	83
Distance Learning and Telemedicine Program	-6	-31	-34	560	535	529
Rural Development Insurance Fund	.....	.....	.....	1,065	1,065	1,065
Foreign Agricultural Service:						
P.L. 480 Direct Loan Fund	-3	-53	-53	407	357	354
International Debt Reduction	.....	-4	-4	-62	-66	-66
Department of Commerce:						
National Oceanic and Atmospheric Administration:						
Fisheries Finance	-3	-8	-15	395	391	387
Department of Defense--Military Programs	-7	-37	-10	1,714	1,684	1,677
Department of Education:						
Office of Postsecondary Education:						
College Housing and Academic Facilities Loans	(**)	(**)	(**)	3	3	3
Historically Black College and University Capital Financing Fund	3	14	10	1,320	1,331	1,334
Office of Student Financial Assistance:						
Federal Direct Student Loans	1,219	15,642	25,849	1,177,207	1,191,631	1,192,849
Teach Grant Loans	4	11	8	616	623	627
Temporary Student Loan Purchase Authority	-514	-2,446	-2,787	58,858	56,927	56,413
Department of Energy:						
Advanced Technology Vehicles Manufacturing Loans	.....	-148	-148	1,548	1,400	1,400
Title 17 Innovative Technology Loans	-38	832	151	12,737	13,607	13,569
Department of Health and Human Services:						
Consumer Operated and Oriented Plan	-1	-9	-8	126	119	117
Consumer Operated and Oriented Plan Program Contingency Fund	(**)	(**)	-1	55	55	55
Department of Homeland Security:						
Disaster Assistance Loan Fund	-1	-4	1	34	31	30
Department of Housing and Urban Development:						



**Table 6. Schedule E-Net Activity, Guaranteed and Direct Loan Financing, February 2020 and Other Periods - Continued**  
 [\$ millions]

Classification	Net Transactions (-) denotes net reduction of asset accounts			Account Balances Current Fiscal Year		
	This Month	Fiscal Year to Date		Beginning of		Close of This Month
		This Year	Prior Year	This Year	This Month	
<b>Direct Loan Financing Activity: - Continued</b>						
Housing Programs:						
Emergency Homeowners' Relief Fund	(**)	(**)	(**)	-1	-1	-1
FHA-Mutual Mortgage Insurance Loans	.....	.....	.....	(**)	(**)	(**)
FHA-General and Special Risk Fund	28	311	171	2,077	2,359	2,388
Green Retrofit Program for Multifamily Housing Fund	.....	-3	(**)	8	5	5
Department of the Interior:						
Bureau of Reclamation	.....	.....	.....	30	30	30
Bureau of Indian Affairs and Bureau of Indian Education	(**)	(**)	(**)	2	2	2
Assistance to American Samoa Loan Fund	.....	.....	.....	8	8	8
Department of State:						
Administration of Foreign Affairs:						
Repatriation Loans	(**)	(**)	(**)	1	1	1
Department of Transportation:						
Federal Highway Administration:						
Transportation Infrastructure Finance and Innovation Fund	-896	-4,054	219	19,332	16,174	15,279
Tiger Tifia Loan Fund	.....	-1	-1	58	58	58
Federal Railroad Administration:						
Railroad Rehabilitation and Improvement Loan Fund	.....	-36	-3	1,070	1,035	1,035
Department of the Treasury:						
Departmental Offices:						
Community Development Financial Institutions Fund	11	29	170	1,110	1,128	1,138
GSE Mortgage-Backed Securities Purchase Program	.....	.....	.....	4,613	4,613	4,613
Temporary Credit and Liquidity Program	-23	-724	-239	3,644	2,944	2,920
Troubled Asset Relief Program	-2	-3	-16	-43	-44	-46
Small Business Lending Program	.....	-3	-15	53	50	50
Bureau of the Fiscal Service	.....	.....	.....	(**)	(**)	(**)
Department of Veterans Affairs:						
Veterans Benefits Administration:						
Veterans Housing Benefit Program Fund	1	2	-13	389	390	391
Native American Veteran Housing Fund	(**)	(**)	(**)	68	68	68
Transitional Housing Loans	.....	(**)	(**)	(**)	(**)	(**)
Vocational Rehabilitation Loan Fund	(**)	(**)	(**)	(**)	(**)	(**)
Environmental Protection Agency:						
Water Infrastructure Finance and Innovation Loan Program	.....	163	.....	(**)	163	163
International Assistance Programs:						
International Security Assistance:						
Foreign Military Loan Program	-309	-405	437	2,432	2,336	2,028
Military Debt Reduction	.....	.....	.....	36	36	36
Agency for International Development:						
International Debt Reduction	.....	-26	-26	-146	-172	-172
Overseas Private Investment Corporation	(**)	42	67	2,860	2,902	2,902
International Monetary Programs	.....	.....	.....	-278	-278	-278
United States International Development Finance Corporation	-9	-101	.....	.....	-93	-101
Small Business Administration:						
Business Loan Fund	-1	-1	-5	172	173	172
Disaster Loan Fund	-60	-277	414	8,252	8,036	7,976
Independent Agencies:						
Export-Import Bank of the United States	-35	-1,476	-2,753	13,831	12,391	12,356
Federal Communications Commission:						
Spectrum Auction Loan Fund	.....	.....	(**)	(**)	(**)	(**)
<b>Net Activity, Direct Loan Financing</b>	<b>-109</b>	<b>7,519</b>	<b>22,734</b>	<b>1,414,936</b>	<b>1,422,564</b>	<b>1,422,455</b>

Note: Details may not add to totals due to rounding.

Note: Federal credit programs provide benefits to the public in the form of direct loans and loan guarantees. This table reflects cash transactions and balances of the nonbudgetary financing fund accounts that result from the disbursement of loans, collection of fees, repayment of principal, sale of collateral, interest, and subsidy received from the credit program accounts at

net present value in accordance with the Credit Reform Act of 1990. Unreimbursed costs such as administrative expenses and subsidy payments are reported on a cash basis and included within each program's budgetary totals in Table 5.

... No Transactions

(\*\*) Less than absolute value of \$500,000

This Page Intentionally Left Blank

**Table 7. Receipts and Outlays of the U.S. Government by Month, Fiscal Year 2020**

[\$ millions]

Classification	Oct.	Nov.	Dec.	Jan.	Feb.	March	April	May	June	July	Aug.	Sept.	Fiscal Year to Date	Comparable Period Prior F.Y.
<b>Receipts:</b>														
Individual Income Taxes	126,389	105,764	152,706	216,660	69,626								671,144	626,592
Corporation Income Taxes	6,571	532	58,311	10,492	-2,041								73,864	59,194
<b>Social Insurance and Retirement Receipts:</b>														
Employment and General Retirement	86,671	93,654	102,399	117,604	97,239								497,567	471,111
Unemployment Insurance	2,757	2,596	248	3,019	2,279								10,899	11,342
Other Retirement	389	486	449	422	400								2,146	1,952
Excise Taxes	6,037	7,513	7,017	6,308	6,685								33,559	41,558
Estate and Gift Taxes	1,691	1,239	1,698	2,361	1,584								8,572	7,355
Customs Duties	7,757	6,940	6,449	6,918	6,286								34,351	29,531
Miscellaneous Receipts	7,260	6,461	6,529	8,506	5,892								34,648	29,846
<b>Total--Receipts This Year</b>	<b>245,521</b>	<b>225,185</b>	<b>335,805</b>	<b>372,288</b>	<b>187,951</b>								<b>1,366,750</b>	<b>.....</b>
<b>(On-Budget)</b>	<b>181,095</b>	<b>155,648</b>	<b>259,671</b>	<b>281,546</b>	<b>112,136</b>								<b>990,095</b>	<b>.....</b>
<b>(Off-Budget)</b>	<b>64,426</b>	<b>69,537</b>	<b>76,135</b>	<b>90,742</b>	<b>75,815</b>								<b>376,655</b>	<b>.....</b>
<i>Total--Receipts Prior Year</i>	<i>252,692</i>	<i>205,961</i>	<i>312,584</i>	<i>339,980</i>	<i>167,265</i>								<i>.....</i>	<i>1,278,482</i>
<i>(On-Budget)</i>	<i>190,915</i>	<i>139,336</i>	<i>242,999</i>	<i>253,837</i>	<i>95,390</i>								<i>.....</i>	<i>922,477</i>
<i>(Off-Budget)</i>	<i>61,777</i>	<i>66,625</i>	<i>69,585</i>	<i>86,143</i>	<i>71,875</i>								<i>.....</i>	<i>356,005</i>
<b>Outlays:</b>														
Legislative Branch	504	303	586	460	385								2,239	2,067
Judicial Branch	713	776	677	689	631								3,487	3,335
<b>Department of Agriculture:</b>														
Commodity Credit Corporation	5,774	6,662	3,145	845	3,172								19,598	18,228
Foreign Agricultural Service	297	147	154	170	221								990	837
Other	13,022	11,759	11,763	10,210	10,079								56,833	56,031
Department of Commerce	963	2,359	1,291	1,012	993								6,618	5,134
<b>Department of Defense--Military Programs:</b>														
Military Personnel	28,921	14,024	12,271	11,838	12,061								79,115	71,470
Operation and Maintenance	21,805	21,315	23,294	23,443	21,683								111,539	106,883
<b>International Reconstruction and Other Assistance</b>														
	.....	.....	.....	.....	2								2	6
Procurement	8,404	14,858	13,029	8,838	10,928								56,057	48,372
Research, Development, Test, and Evaluation	7,690	7,430	9,703	5,952	6,659								37,433	36,403
Military Construction	862	583	668	521	611								3,245	2,956
Family Housing	84	67	97	79	97								423	414
Revolving and Management Funds	258	1,241	981	-92	551								2,938	3,675
Other	209	556	-1,000	-224	30								-429	-50
<b>Total Department of Defense--Military Programs</b>	<b>68,233</b>	<b>60,073</b>	<b>59,042</b>	<b>50,354</b>	<b>52,622</b>								<b>290,323</b>	<b>270,130</b>
Department of Education	8,094	4,772	4,785	9,839	9,295								36,785	34,633
Department of Energy	3,109	2,639	2,226	2,830	2,348								13,152	11,388
<b>Department of Health and Human Services:</b>														
National Institutes of Health	3,179	3,110	3,002	2,932	3,059								15,283	14,589
<b>Centers for Medicare and Medicaid Services:</b>														
Grants to States for Medicaid	34,777	33,243	32,932	34,760	37,235								172,946	163,193
Federal Hospital Insurance Trust Fund	27,210	35,953	18,135	39,218	27,307								147,824	129,819
Federal Supplementary Medical Insurance Trust Fund	38,895	57,493	19,585	59,190	35,558								210,721	177,511
Other	34,196	30,045	30,051	38,169	31,681								164,142	155,110
Administration for Children and Families	4,848	5,527	4,594	4,908	4,637								24,513	22,598
Other	-37,714	-33,291	-36,428	-44,759	-37,500								-189,693	-179,554
Department of Homeland Security	4,884	5,053	5,450	4,563	4,299								24,248	24,663
Department of Housing and Urban Development	3,836	3,798	4,056	3,667	3,753								19,110	19,058
Department of the Interior	1,251	900	1,467	1,255	913								5,786	5,755
Department of Justice	3,135	2,778	3,024	3,671	364								12,973	14,436
<b>Department of Labor:</b>														
Unemployment Trust Fund	2,285	2,079	2,941	3,407	3,090								13,802	13,933
Other	-5,653	1,278	2,206	1,475	265								-429	529
Department of State	2,251	3,377	2,733	2,411	2,213								12,986	11,385
<b>Department of Transportation:</b>														
Highway Trust Fund	4,742	3,683	3,153	2,528	2,998								17,105	16,139
Other	2,728	2,810	3,380	2,915	4,007								15,840	14,013
<b>Department of the Treasury:</b>														
Interest on Treasury Debt Securities (Gross)	30,319	35,643	94,225	33,903	34,891								228,982	220,749

**Table 7. Receipts and Outlays of the U.S. Government by Month, Fiscal Year 2020 - Continued**

[\$ millions]

Classification	Oct.	Nov.	Dec.	Jan.	Feb.	March	April	May	June	July	Aug.	Sept.	Fiscal Year to Date	Comparable Period Prior F.Y.
<b>Outlays: - Continued</b>														
Other	8,903	6,937	9,272	6,375	60,060								91,547	74,195
<b>Department of Veterans Affairs:</b>														
Compensation and Pensions	8,604	16,622	8,841	8,955	9,627								52,649	40,148
National Service Life	54	49	37	63	43								247	272
Other	8,937	10,481	8,136	8,964	8,128								44,646	42,830
Corps of Engineers	710	684	785	731	663								3,573	2,877
Other Defense Civil Programs	5,354	10,121	5,360	6,191	5,026								32,052	26,993
Environmental Protection Agency	831	829	777	826	707								3,970	3,835
Executive Office of the President	33	33	33	32	32								164	167
General Services Administration	46	-54	-17	-27	400								348	-411
<b>International Assistance Programs:</b>														
International Security Assistance	513	2,093	1,100	3,526	426								7,658	5,621
Multilateral Assistance	(**)	1	235	46	3								285	305
Agency for International Development	1,095	816	626	457	728								3,722	3,442
Other	-176	-564	-2,667	-1,540	285								-4,662	-2,944
National Aeronautics and Space Administration	1,715	1,793	2,346	1,318	1,489								8,660	8,263
National Science Foundation	679	595	549	578	535								2,936	2,849
Office of Personnel Management	9,587	8,470	8,102	9,445	9,062								44,666	42,438
Small Business Administration	81	81	104	85	102								453	544
<b>Social Security Administration:</b>														
Federal Old-Age and Survivors Insurance Trust Fund (Off-Budget)	76,709	76,640	76,503	78,344	78,476								386,672	363,741
Federal Disability Insurance Trust Fund (Off-Budget)	12,285	12,259	11,774	12,402	12,262								60,982	60,864
Other	4,688	9,303	4,896	4,820	4,896								28,603	23,772
<b>Independent Agencies:</b>														
Deposit Insurance Fund	367	124	-989	266	-631								-863	-2,938
FSLIC Resolution Fund	-2	-1	-2	-1	-1								-7	-8
<b>Postal Service:</b>														
<b>Off-Budget:</b>														
Public Enterprise Funds	545	788	-690	-696	-91								-144	-198
Other	38	20	1	208	.....								267	98
Other	.....	.....	.....	57	.....								57	.....
Tennessee Valley Authority	-188	-95	36	-180	-302								-729	-373
Other	2,399	2,532	2,658	2,105	3,428								13,123	16,016
<b>Undistributed Offsetting Receipts:</b>														
Employer Share, Employee Retirement	-22,480	-7,025	-7,112	-6,895	-6,741								-50,252	-45,989
Interest Received by Trust Funds	3,223	-2,183	-59,103	-1,716	-3,729								-63,508	-65,096
Rents and Royalties on the Outer Continental Shelf Lands	-441	-295	-672	-480	-115								-2,003	-3,153
Other	(**)	(**)	(**)	(**)	(**)								-1	-1,155
<b>Totals This Year:</b>														
<b>Total Outlays</b>	<b>379,988</b>	<b>434,024</b>	<b>349,091</b>	<b>404,883</b>	<b>423,286</b>								<b>1,991,272</b>	<b>.....</b>
<b>(On-Budget)</b>	<b>300,962</b>	<b>345,901</b>	<b>302,065</b>	<b>326,440</b>	<b>334,347</b>								<b>1,609,715</b>	<b>.....</b>
<b>(Off-Budget)</b>	<b>79,026</b>	<b>88,122</b>	<b>47,026</b>	<b>78,443</b>	<b>88,939</b>								<b>381,557</b>	<b>.....</b>
<b>Total-Surplus (+) or Deficit (-)</b>	<b>-134,467</b>	<b>-208,838</b>	<b>-13,286</b>	<b>-32,595</b>	<b>-235,335</b>								<b>-624,522</b>	<b>.....</b>
<b>(On-Budget)</b>	<b>-119,867</b>	<b>-190,253</b>	<b>-42,394</b>	<b>-44,894</b>	<b>-222,212</b>								<b>-619,619</b>	<b>.....</b>
<b>(Off-Budget)</b>	<b>-14,600</b>	<b>-18,585</b>	<b>29,108</b>	<b>12,299</b>	<b>-13,124</b>								<b>-4,902</b>	<b>.....</b>
<b>Total Borrowing from the Public</b>	<b>159,836</b>	<b>125,462</b>	<b>65,767</b>	<b>41,898</b>	<b>200,119</b>								<b>593,083</b>	<b>489,346</b>
<i>Total-Outlays Prior Year</i>	<i>353,183</i>	<i>410,864</i>	<i>326,123</i>	<i>331,299</i>	<i>401,243</i>								<i>.....</i>	<i>1,822,712</i>
<i>(On-Budget)</i>	<i>279,122</i>	<i>328,697</i>	<i>284,536</i>	<i>256,096</i>	<i>316,103</i>								<i>.....</i>	<i>1,464,554</i>
<i>(Off-Budget)</i>	<i>74,061</i>	<i>82,166</i>	<i>41,588</i>	<i>75,203</i>	<i>85,140</i>								<i>.....</i>	<i>358,158</i>
<i>Total-Surplus (+) or Deficit (-) Prior Year</i>	<i>-100,491</i>	<i>-204,903</i>	<i>-13,539</i>	<i>8,681</i>	<i>-233,977</i>								<i>.....</i>	<i>-544,229</i>
<i>(On-Budget)</i>	<i>-88,207</i>	<i>-189,361</i>	<i>-41,537</i>	<i>-2,259</i>	<i>-220,713</i>								<i>.....</i>	<i>-542,077</i>
<i>(Off-Budget)</i>	<i>-12,284</i>	<i>-15,541</i>	<i>27,997</i>	<i>10,940</i>	<i>-13,265</i>								<i>.....</i>	<i>-2,153</i>

Note: Details may not add to totals due to rounding.

(\*\*) Less than absolute value of \$500,000

... No Transactions

**Table 8. Trust Fund Impact on Budget Results and Investment Holdings as of February 29, 2020**

[\$ millions]

Classification	This Month			Fiscal Year to Date			Securities Held as Investments Current Fiscal Year		
	Receipts	Outlays	Excess	Receipts	Outlays	Excess	Beginning of		Close of
							This Year	This Month	
<b>Trust Receipts, Outlays, and Investments Held:</b>									
Airport and Airway	2,856	1,964	892	8,310	7,647	662	15,018	15,374	15,796
Black Lung Disability	24	17	7	78	82	-4	.....	.....	.....
Federal Disability Insurance	11,263	12,262	-1,000	58,092	60,982	-2,890	96,520	94,566	93,582
Federal Employees Life and Health	.....	257	-257	.....	560	-560	76,001	75,695	75,371
Federal Employees Retirement	3,363	7,619	-4,256	31,156	38,268	-7,112	960,338	957,494	953,231
Federal Hospital Insurance	21,644	27,457	-5,813	132,770	148,574	-15,804	.....	.....	.....
Federal Old-Age and Survivors Insurance	66,261	78,476	-12,214	384,782	386,672	-1,890	2,804,396	2,814,717	2,802,598
Federal Supplementary Medical Insurance	40,646	35,558	5,087	200,083	210,721	-10,639	104,716	89,053	95,640
Hazardous Substance Superfund	661	112	549	1,188	605	582	5,251	5,294	5,834
Highways	3,671	3,797	-125	16,871	21,640	-4,769	28,192	25,088	24,754
Military Advances	2,293	2,512	-218	19,404	14,348	5,055	.....	.....	.....
Military Retirement	5,282	5,211	71	114,186	30,557	83,629	827,414	920,193	920,221
Railroad Retirement	377	1,172	-796	5,080	6,452	-1,372	2,606	2,618	2,303
Unemployment	2,359	3,103	-744	12,069	13,870	-1,800	84,361	81,737	82,797
Veterans Life Insurance	9	69	-60	61	318	-257	3,815	3,624	3,563
All Other Trust	1,053	682	371	3,074	2,343	731	237,286	227,672	221,053
<b>Total Trust Fund Receipts and Outlays and Investments Held from Table 6-D</b>	<b>161,762</b>	<b>180,268</b>	<b>-18,506</b>	<b>987,203</b>	<b>943,641</b>	<b>43,562</b>	<b>5,245,914</b>	<b>5,313,124</b>	<b>5,296,745</b>
Less: Interfund Transactions	54,951	54,951	.....	450,303	450,303	.....	.....	.....	.....
Trust Fund Receipts and Outlays on the Basis of Tables 4 & 5	106,811	125,317	-18,506	536,900	493,338	43,562			
<b>Total Federal Fund Receipts and Outlays</b>	<b>81,191</b>	<b>298,020</b>	<b>-216,829</b>	<b>830,108</b>	<b>1,498,192</b>	<b>-668,084</b>			
Less: Interfund Transactions	51	51	.....	258	258	.....			
Federal Fund Receipts and Outlays on the Basis of Table 4 & 5	81,140	297,969	-216,829	829,850	1,497,934	-668,084			
<b>Net Budget Receipts &amp; Outlays</b>	<b>187,951</b>	<b>423,286</b>	<b>-235,335</b>	<b>1,366,750</b>	<b>1,991,272</b>	<b>-624,522</b>			

Note: Details may not add to totals due to rounding.

Note: Interfund receipts and outlays are transactions between Federal funds and trust funds such as Federal payments and contributions, and interest and profits on investments in Federal securities. They have no net effect on overall budget

receipts and outlays since the receipt side of such transactions is offset against budget outlays. In this table, Interfund receipts are shown as an adjustment to arrive at total receipts and outlays of trust funds respectively.  
... No Transactions

**Table 9. Summary of Receipts by Source, and Outlays by Function of the U.S. Government, February 2020 and Other Periods**

[\$ millions]

Classification	This Month	Fiscal Year to Date	Comparable Period Prior Fiscal Year
<b>Receipts</b>			
Individual Income Taxes	69,626	671,144	626,592
Corporation Income Taxes	-2,041	73,864	59,194
Social Insurance and Retirement Receipts:			
Employment and General Retirement	97,239	497,567	471,111
Unemployment Insurance	2,279	10,899	11,342
Other Retirement	400	2,146	1,952
Excise Taxes	6,685	33,559	41,558
Estate and Gift Taxes	1,584	8,572	7,355
Customs Duties	6,286	34,351	29,531
Miscellaneous Receipts	5,892	34,648	29,846
<b>Total</b>	<b>187,951</b>	<b>1,366,750</b>	<b>1,278,482</b>
<b>Net Outlays</b>			
National Defense	54,846	304,619	283,860
International Affairs	3,787	20,769	18,689
General Science, Space, and Technology	2,389	13,907	13,224
Energy	342	2,087	-18
Natural Resources and Environment	3,019	17,675	15,238
Agriculture	4,496	29,521	28,793
Commerce and Housing Credit	1,015	10,884	-3,121
Transportation	8,377	40,004	36,809
Community and Regional Development	1,748	10,789	13,178
Education, Training, Employment, and Social Services	12,905	50,440	47,141
Health	51,225	250,357	237,257
Medicare	51,960	304,602	256,510
Income Security	91,211	247,341	232,928
Social Security	90,721	447,626	424,587
Veterans Benefits and Services	17,849	97,780	83,315
Administration of Justice	5,504	28,833	27,616
General Government	-1,869	4,597	3,389
Net Interest	30,617	161,696	153,612
Undistributed Offsetting Receipts	-6,855	-52,255	-50,297
<b>Total</b>	<b>423,286</b>	<b>1,991,272</b>	<b>1,822,712</b>

Note: Details may not add to totals due to rounding.

# Explanatory Notes

## 1. Flow of Data into Monthly Treasury Statement

The *Monthly Treasury Statement (MTS)* is assembled from data in the central accounting system. The major sources of data include monthly accounting reports by Federal entities and disbursing officers, and daily reports from the Federal Reserve banks. These reports detail accounting transactions affecting receipts and outlays of the Federal Government and off-budget Federal entities, and their related effect on the assets and liabilities of the U.S. Government. Information is presented in the *MTS* on a modified cash basis.

## 2. Notes on Receipts

Receipts included in the report are classified into the following major categories: (1) budget receipts and (2) offsetting collections (also called applicable receipts). Budget receipts are collections from the public that result from the exercise of the Government's sovereign or governmental powers, excluding receipts offset against outlays. These collections, also called governmental receipts, consist mainly of tax receipts (including social insurance taxes), receipts from court fines, certain licenses, and deposits of earnings by the Federal Reserve System. Refunds of receipts are treated as deductions from gross receipts.

Offsetting collections are from other Government accounts or the public that are of a business-type or market-oriented nature. They are classified into two major categories: (1) offsetting collections credited to appropriations or fund accounts, and (2) offsetting receipts (i.e., amounts deposited in receipt accounts). Collections credited to appropriation or fund accounts normally can be used without appropriation action by Congress. These occur in two instances: (1) when authorized by law, amounts collected for materials or services are treated as reimbursements to appropriations and (2) in the three types of revolving funds (public enterprise, intra governmental, and trust); collections are netted against spending, and outlays are reported as the net amount.

Offsetting receipts in receipt accounts cannot be used without being appropriated. They are subdivided into two categories: (1) proprietary receipts - these collections are from the public and they are offset against outlays by agency and by function, and (2) intra governmental funds - these are payments into receipt accounts from Governmental appropriation or fund accounts. The transactions may be intrabudgetary when the payment and receipt both occur within the budget or from receipts from off-budget Federal entities in those cases where payment is made by a Federal entity whose budget authority and outlays are excluded from the budget totals.

Intrabudgetary transactions are subdivided into three categories: (1) interfund transactions, where the payments are from one fund group (either Federal funds or trust funds) to a receipt account in the other fund group; (2) Federal intrafund transactions, where the payments and receipts both occur within the Federal fund group; and (3) trust intrafund transactions, where the payments and receipts both occur within the trust fund group.

Offsetting receipts are generally deducted from budget authority and outlays by function, by subfunction, or by agency. There are four types of receipts, however, that are deducted from budget totals as undistributed offsetting receipts. They are: (1) agencies' payments (including payments by off-budget Federal entities) as employers into employees retirement funds, (2) interest received by trust funds, (3) rents and royalties on the Outer Continental Shelf lands, and (4) other interest (i.e., interest collected on Outer Continental Shelf money in deposit funds when such money is transferred into the budget).

## 3. Notes on Outlays

Outlays are generally accounted for on the basis of checks issued, electronic funds transferred, or cash payments made. Certain outlays do not require issuance of cash or checks. An example is charges made against appropriations for that part of employees' salaries withheld for taxes or savings bond allotments - these are counted as payments to the employee and credits for whatever purpose the money was withheld. Outlays are stated net of offsetting collections (including receipts of revolving and management funds) and of refunds. Interest on the public debt (public issues) is recognized on the accrual basis. Federal credit programs subject to the Federal Credit Reform Act of 1990 use the cash

basis of accounting and are divided into two components. The portion of the credit activities that involve a cost to the Government (mainly subsidies) is included within the budget program accounts. The remaining portion of the credit activities are in non-budget financing accounts. Outlays of off-budget Federal entities are excluded by law from budget totals. However, they are shown separately and combined with the on-budget outlays to display total Federal outlays.

## 4. Processing

The data on payments and collections are reported by account symbol into the central accounting system. In turn, the data are extracted from this system for use in the preparation of the *MTS*.

There are two major checks which are conducted to assure consistency of the data reported:

1. Verification of payment data. The monthly payment activity reported by Federal entities on the Statements of Transactions is compared to the payment activity of Federal entities as reported by disbursing officers.
2. Verification of collection data. Reported collections appearing on Statements of Transactions are compared to deposits as reported by Federal Reserve Banks.

## 5. Other Sources of Information About Federal Government Financial Activities

- *A Glossary of Terms Used in the Federal Budget Process, 2005* (Available from the U.S. Government Accountability Office, at calling 202-512-6000. This glossary provides a basic reference document of standardized definitions of terms used by the Federal Government in the budget making process).
- *Daily Treasury Statement* (Available on the internet at <http://www.fms.treas.gov/dts/>). The *Daily Treasury Statement* is published each working day of the Federal Government and provides data on the cash and debt operations of the Treasury.
- *Monthly Statement of the Public Debt of the United States* (Available on the internet at <http://www.treasurydirect.gov/govt/reports/pd/mspd/mspd.htm>). This publication provides detailed information concerning the public debt.
- *Treasury Bulletin* (Available from GPO, Washington, D.C. 20401 on a subscription or single copy and on the internet at <https://fiscal.treasury.gov/reports-statements/treasury-bulletin/>). Quarterly, contains a mix of narrative, tables, and charts on Treasury issues, Federal financial operations, international statistics, and special reports.
- *Budget of the United States Government, Fiscal Year 20\_\_* (Available from GPO, Washington, D.C. 20401 on a subscription basis only and on the internet at <http://www.access.gpo.gov/usbudget>). This publication is a single volume which provides budget information and contains:
  - *Appendix, The Budget of the United States Government, FY 20\_\_*
  - *The United States Budget in Brief, FY 20\_\_*
  - *Analytical Perspectives*
  - *Historical Tables*
- *Combined Statement of Receipts, Outlays, and Balances of the United States Government* (Available from Bureau of the Fiscal Service, U.S. Department of Treasury, Washington, D.C. 20227 and on the internet at [http://www.fiscal.treasury.gov/fsreports/rpt/combStmt/combStmt\\_home.htm](http://www.fiscal.treasury.gov/fsreports/rpt/combStmt/combStmt_home.htm)). This report includes budgetary results at the summary level and presents individual receipt and appropriation accounts at the detail level.

**Scheduled Release**

**The release date for the March 2020 Statement  
will be 2:00 p.m. EST April 10, 2020.**

Internet service subscribers can access the current issue of the Monthly Treasury Statement through the  
Bureau of the Fiscal Service's website:

[http://www.fiscal.treasury.gov/fsreports/rpt/mthTreasStmnt/mthTreasStmnt\\_home.htm](http://www.fiscal.treasury.gov/fsreports/rpt/mthTreasStmnt/mthTreasStmnt_home.htm)