

# Monthly Treasury Statement

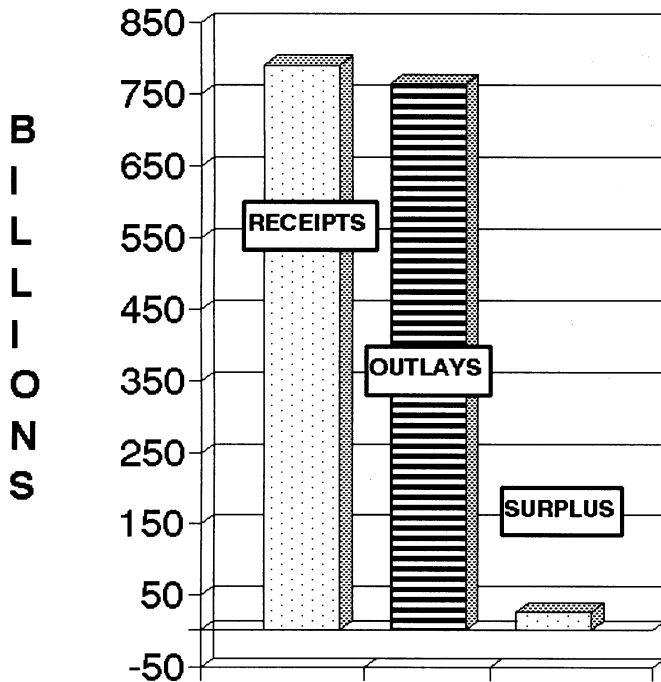
of Receipts and Outlays  
of the United States Government

For Fiscal Year 2001 Through **February 28, 2001**, and Other Periods

## Highlight

This issue includes the estimates for fiscal years 2001 and 2002 from *A Blueprint for New Beginnings* released by the Office of Management and Budget on February 28, 2001.

### RECEIPTS, OUTLAYS, AND SURPLUS/DEFICIT THROUGH FEBRUARY 2001



#### Contents

Summary, page 2

Receipts, page 6

Outlays, page 7

Means of financing, page 20

Receipts/outlays by month, page 28

Federal trust funds/securities, page 30

Receipts by source/outlays by  
function, page 30

Explanatory notes, page 31

Compiled and Published by

*Department of the Treasury*  
**Financial Management Service**

# Introduction

The *Monthly Treasury Statement of Receipts and Outlays of the United States Government (MTS)* is prepared by the Financial Management Service, Department of the Treasury, and after approval by the Fiscal Assistant Secretary of the Treasury, is normally released on the 14th workday of the month following the reporting month. The publication is based on data provided by Federal entities, disbursing officers, and Federal Reserve banks.

## Audience

The *MTS* is published to meet the needs of: Those responsible for or interested in the cash position of the Treasury; Those who are responsible for or interested in the Government's budget results; and individuals and businesses whose operations depend upon or are related to the Government's financial operations.

## Disclosure Statement

This statement summarizes the financial activities of the Federal Government and off-budget Federal entities conducted in accordance with the Budget of the U.S. Government, i.e., receipts and outlays of funds, the surplus or deficit, and the means of financing the deficit or disposing of the surplus. Information is presented on a modified cash basis: receipts are accounted for on the basis of collections;

refunds of receipts are treated as deductions from gross receipts; revolving and management fund receipts, reimbursements and refunds of monies previously expended are treated as deductions from gross outlays; and interest on the public debt (public issues) is recognized on the accrual basis. Major information sources include accounting data reported by Federal entities, disbursing officers, and Federal Reserve banks.

## Triad of Publications

The *MTS* is part of a triad of Treasury financial reports. The *Daily Treasury Statement* is published each working day of the Federal Government. It provides data on the cash and debt operations of the Treasury based upon reporting of the Treasury account balances by Federal Reserve banks. The *MTS* is a report of Government receipts and outlays, based on agency reporting. The *U.S. Government Annual Report* is the official publication of the detailed receipts and outlays of the Government. It is published annually in accordance with legislative mandates given to the Secretary of the Treasury.

## Data Sources and Information

The Explanatory Notes section of this publication provides information concerning the flow of data into the *MTS* and sources of information relevant to the *MTS*.

**Table 1. Summary of Receipts, Outlays, and the Deficit/Surplus of the U.S. Government, Fiscal Years 2000 and 2001, by Month**

[\$ millions]			
Period	Receipts	Outlays	Deficit/Surplus (-)
<b>FY 2000</b>			
October .....	121,035	147,361	26,326
November .....	121,375	148,406	27,031
December .....	201,196	168,114	-33,081
January .....	189,478	127,326	-62,152
February .....	108,675	150,409	41,734
March .....	135,582	170,962	35,380
April .....	<sup>1</sup> 295,151	<sup>1</sup> 135,653	-159,497
May .....	146,002	149,612	3,611
June .....	214,875	158,986	-55,888
July .....	134,074	129,013	-5,061
August .....	138,128	148,555	10,427
September .....	<sup>2</sup> 219,474	<sup>2,3</sup> 153,727	-65,747
<b>Year-to-Date .....</b>	<b><sup>4</sup>2,025,043</b>	<b><sup>4</sup>1,788,126</b>	<b><sup>4</sup>-236,917</b>
<b>FY 2001</b>			
October .....	135,111	146,431	11,321
November .....	125,666	149,356	23,690
December .....	200,489	167,823	-32,666
January .....	219,215	142,836	-76,379
February .....	110,481	158,649	48,168
<b>Year-to-Date .....</b>	<b>790,961</b>	<b>765,095</b>	<b>-25,867</b>

<sup>1</sup>Receipts have been increased by \$3 million and outlays have been correspondingly increased by \$3 million in April 2000 to reflect additional reporting by the Department of Treasury.

<sup>2</sup>Receipts have been increased by \$3 million and outlays have been correspondingly increased by \$3 million in September 2000 to reflect additional reporting by the General Services Administration.

<sup>3</sup>Outlays have been decreased by \$20 million in September 2000 to reflect additional reporting by the Department of Treasury.

<sup>4</sup>The receipt, outlay and deficit figures differ from *A Blueprint for New Beginnings*, released by the Office of Management and Budget on February 28, 2001, by -\$673 million due mainly to revisions in the data following the release of the Final Monthly Treasury Statement.  
Note: Details may not add to totals due to rounding.

**Table 2. Summary of Budget and Off-Budget Results and Financing of the U.S. Government, February 2001 and Other Periods**

[\$ millions]

Classification	This Month	Current Fiscal Year to Date	Budget Estimates Full Fiscal Year <sup>1</sup>	Prior Fiscal Year to Date (2000)	Budget Estimates Next Fiscal Year (2002) <sup>1</sup>
Total on-budget and off-budget results:					
Total receipts .....	110,481	790,961	2,136,935	741,758	2,190,453
On-budget receipts .....	70,555	593,628	1,633,065	553,617	1,659,533
Off-budget receipts .....	39,926	197,333	503,870	188,141	530,920
Total outlays .....	158,649	765,095	1,856,318	741,617	1,959,288
On-budget outlays .....	123,573	633,344	1,509,370	616,847	1,599,757
Off-budget outlays .....	35,076	131,751	346,948	124,770	359,531
Total surplus (+) or deficit (-) .....	-48,168	+25,867	+280,617	+142	+231,165
On-budget surplus (+) or deficit (-) .....	-53,018	-39,716	+123,695	-63,229	+59,776
Off-budget surplus (+) or deficit (-) .....	+4,850	+65,582	+156,922	+63,371	+171,389
Total on-budget and off-budget financing .....	48,168	-25,867	-280,617	-142	-231,165
Means of financing:					
Borrowing from the public .....	15,100	-33,920	-235,844	-19,219	-227,387
Reduction of operating cash, increase (-) .....	45,717	31,545	2,659	34,496	.....
By other means .....	-12,649	-23,492	-47,432	-15,419	-3,778

<sup>1</sup>These estimates are based on *A Blueprint for New Beginnings*, which was released by the Office of Management and Budget on February 28, 2001.

... No Transactions.  
Note: Details may not add to totals due to rounding.

**Figure 1. Monthly Receipts, Outlays, and Budget Deficit/Surplus of the U.S. Government, Fiscal Years 2000 and 2001**

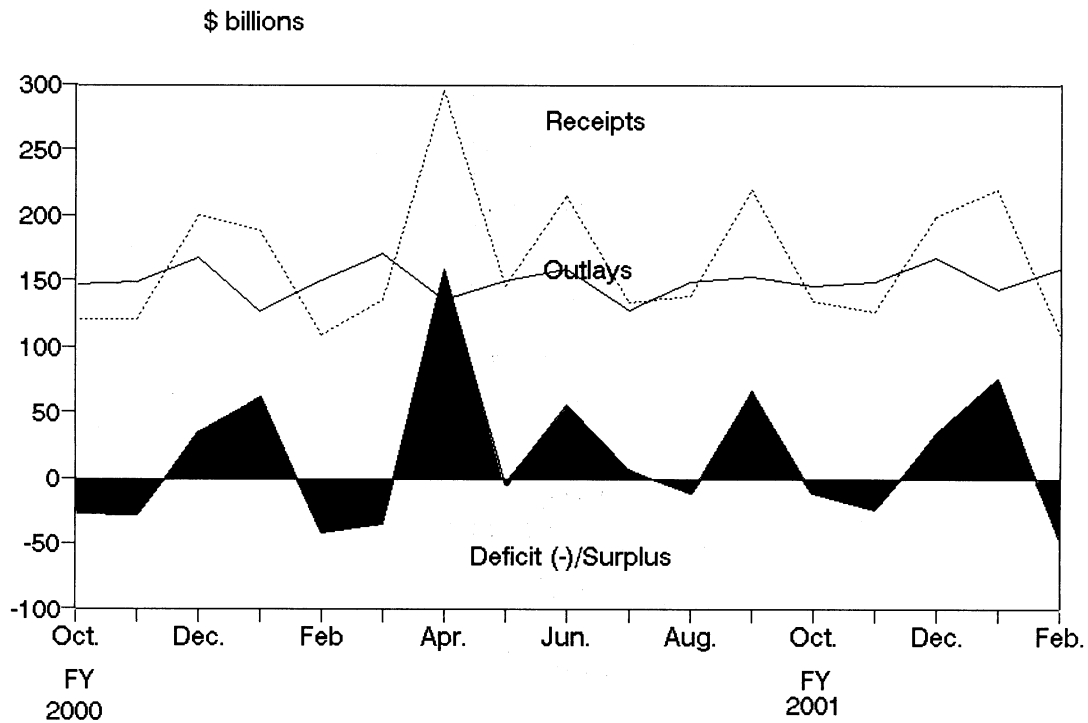


Figure 2. Monthly Receipts of the U.S. Government, by Source, Fiscal Years 2000 and 2001

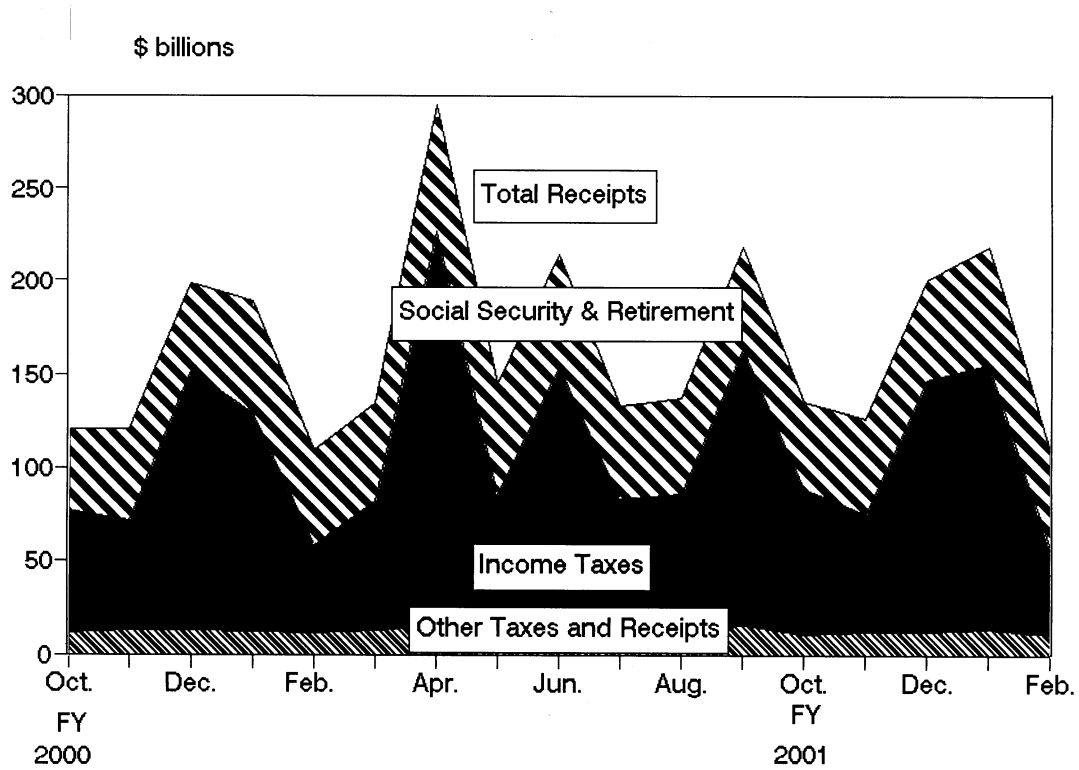
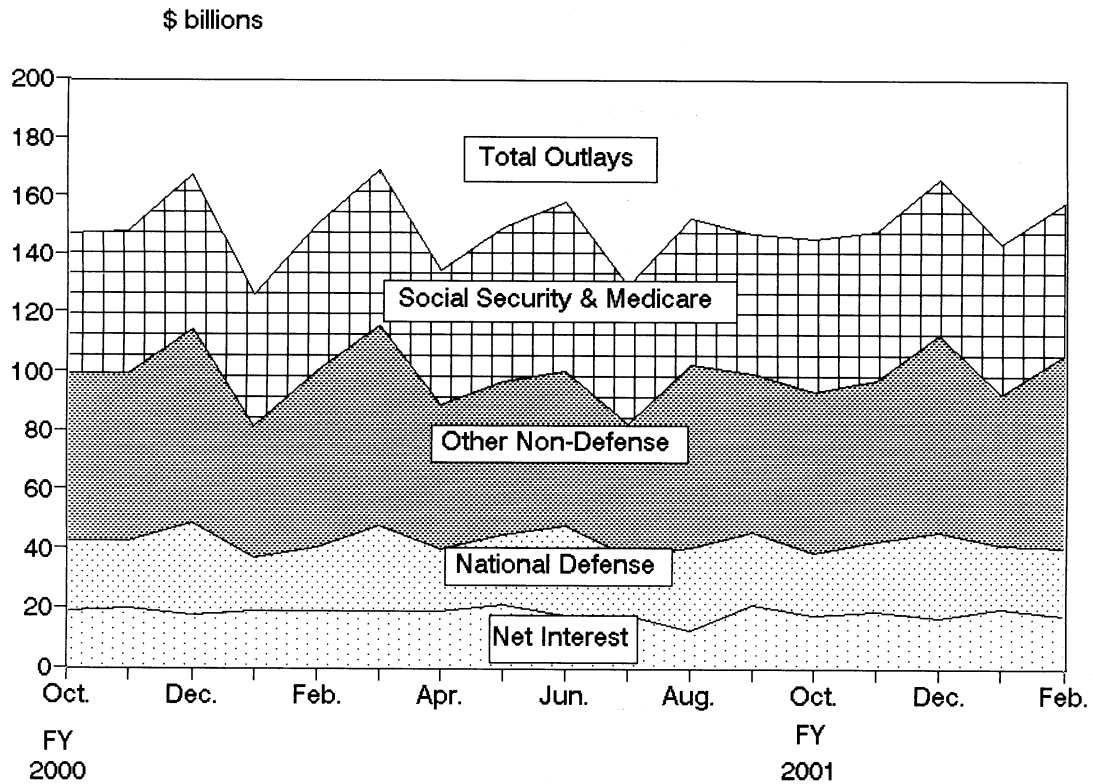


Figure 3. Monthly Outlays of the U.S. Government, by Function, Fiscal Years 2000 and 2001



**Table 3. Summary of Receipts and Outlays of the U.S. Government, February 2001 and Other Periods**

[\$ millions]

Classification	This Month	Current Fiscal Year to Date	Comparable Prior Period	Budget Estimates Full Fiscal Year <sup>1</sup>
<b>Budget Receipts</b>				
Individual income taxes .....	48,030	403,675	372,554	1,073,088
Corporation income taxes .....	-1,499	59,275	55,891	213,080
Social insurance and retirement receipts:				
Employment and general retirement (off-budget) .....	39,926	197,333	188,141	503,870
Employment and general retirement (on-budget) .....	10,942	62,509	54,450	151,635
Unemployment insurance .....	2,147	7,943	7,781	29,560
Other retirement .....	457	1,999	1,937	4,591
Excise taxes .....	4,074	25,512	26,355	71,148
Estate and gift taxes .....	1,879	11,154	11,478	31,072
Customs duties .....	1,474	8,169	7,689	21,442
Miscellaneous receipts .....	3,050	13,392	<sup>2,3</sup> 15,481	37,632
Impact of proposals .....	.....	.....	.....	-183
<b>Total Receipts .....</b>	<b>110,481</b>	<b>790,961</b>	<b>741,758</b>	<b>2,136,935</b>
<b>(On-budget) .....</b>	<b>70,555</b>	<b>593,628</b>	<b>553,617</b>	<b>1,633,065</b>
<b>(Off-budget) .....</b>	<b>39,926</b>	<b>197,333</b>	<b>188,141</b>	<b>503,870</b>
<b>Budget Outlays</b>				
Legislative Branch .....	207	1,414	1,391	3,072
Judicial Branch .....	353	1,726	1,652	4,292
Department of Agriculture .....	5,245	34,749	40,765	69,912
Department of Commerce .....	376	2,177	4,372	5,619
Department of Defense—Military .....	21,541	113,755	111,809	283,911
Department of Education .....	3,898	16,517	14,385	36,752
Department of Energy .....	1,128	6,449	5,996	16,760
Department of Health and Human Services .....	32,555	168,016	153,879	429,934
Department of Housing and Urban Development .....	2,155	12,901	12,665	37,210
Department of the Interior .....	581	3,491	4,514	8,901
Department of Justice .....	1,509	9,085	8,060	20,406
Department of Labor .....	2,066	14,057	13,519	38,220
Department of State .....	524	3,678	3,361	9,294
Department of Transportation .....	3,499	19,885	18,091	50,568
Department of the Treasury:				
Interest on the Public Debt .....	19,810	164,492	158,800	357,919
Other .....	16,371	18,704	<sup>2,5</sup> 16,507	30,734
Department of Veterans Affairs .....	4,049	17,508	18,504	45,193
Corps of Engineers .....	364	1,904	1,766	4,635
Other Defense Civil Programs .....	2,882	14,085	13,554	34,401
Environmental Protection Agency .....	625	3,029	2,768	7,495
Executive Office of the President .....	27	<sup>6</sup> 106	<sup>6</sup> 130	303
Federal Emergency Management Agency .....	236	1,206	1,796	3,245
General Services Administration .....	-63	173	140	603
International Assistance Program .....	532	7,223	6,078	11,447
National Aeronautics and Space Administration .....	1,103	5,678	5,341	13,777
National Science Foundation .....	279	1,420	1,366	3,964
Office of Personnel Management .....	4,098	20,991	19,844	50,978
Small Business Administration .....	56	156	-781	-968
Social Security Administration .....	38,472	185,688	177,351	463,320
Other independent agencies .....	767	<sup>7</sup> 4,036	<sup>3,7</sup> 4,410	5,017
Undistributed offsetting receipts:				
Interest .....	-1,797	-70,422	-61,878	-142,547
Other .....	-4,802	-18,781	-15,536	-48,049
<b>Total outlays .....</b>	<b>158,649</b>	<b>765,095</b>	<b>741,617</b>	<b>1,856,318</b>
<b>(On-budget) .....</b>	<b>123,573</b>	<b>633,344</b>	<b>616,847</b>	<b>1,509,370</b>
<b>(Off-budget) .....</b>	<b>35,076</b>	<b>131,751</b>	<b>124,770</b>	<b>346,948</b>
<b>Surplus (+) or deficit (-) .....</b>	<b>-48,168</b>	<b>+25,867</b>	<b>+142</b>	<b>+280,617</b>
<b>(On-budget) .....</b>	<b>-53,018</b>	<b>-39,716</b>	<b>-63,229</b>	<b>+123,695</b>
<b>(Off-budget) .....</b>	<b>+4,850</b>	<b>+65,582</b>	<b>+63,371</b>	<b>+156,922</b>

<sup>1</sup>These estimates are based on *A Blueprint for New Beginnings*, which was released by the Office of Management and Budget on February 28, 2001.

<sup>2</sup>Receipts have been increased by \$3 million and outlays have been correspondingly increased by \$3 million in April 2000 to reflect additional reporting by the Department of Treasury.

<sup>3</sup>Receipts have been increased by \$3 million and outlays have been correspondingly increased by \$3 million in September 2000 to reflect additional reporting by the General Services Administration.

<sup>4</sup>Outlays for the Department of Commerce have been decreased by \$2 million and the outlays for the Department of Interior have been correspondingly increased by \$2 million in September 2000 to reflect additional reporting by the Department of Interior.

<sup>5</sup>Outlays have been decreased by \$20 million in September 2000 to reflect additional reporting by the Department of Treasury.

<sup>6</sup>Outlays have been increased by \$3 million in October 2000 and correspondingly decreased by \$3 million in September 2000 to reflect additional reporting by the Executive Office of the President.

<sup>7</sup>Outlays have been decreased by \$3 million in October 2000 and correspondingly increased by \$3 million in September 2000 to reflect additional reporting by the Executive Office of the President.

... No Transactions.

Note: Details may not add to totals due to rounding.

**Table 4. Receipts of the U.S. Government, February 2001 and Other Periods**

[\$ millions]

Classification	This Month			Current Fiscal Year to Date			Prior Fiscal Year to Date		
	Gross Receipts	Refunds (Deduct)	Receipts	Gross Receipts	Refunds (Deduct)	Receipts	Gross Receipts	Refunds (Deduct)	Receipts
<b>Individual income taxes:</b>									
Withheld .....	70,179			363,773			337,366		
Presidential Election Campaign Fund .....	8			10			11		
Other .....	3,454			73,754			67,087		
<b>Total—Individual income taxes .....</b>	<b>73,641</b>	<b>25,610</b>	<b>48,030</b>	<b>437,536</b>	<b>33,861</b>	<b>403,675</b>	<b>404,463</b>	<b>31,909</b>	<b>372,554</b>
<b>Corporation income taxes .....</b>	<b>3,474</b>	<b>4,973</b>	<b>-1,499</b>	<b>75,850</b>	<b>16,574</b>	<b>59,275</b>	<b>69,160</b>	<b>13,269</b>	<b>55,891</b>
<b>Social insurance and retirement receipts:</b>									
Employment and general retirement:									
Federal old-age and survivors ins. trust fund:									
Federal Insurance Contributions Act taxes .....	33,904		33,904	165,072		165,072	158,466		158,466
Self-Employment Contributions Act taxes .....	225		225	3,800		3,800	3,124		3,124
Deposits by States .....							2		2
<b>Total—FOASI trust fund .....</b>	<b>34,129</b>		<b>34,129</b>	<b>168,872</b>		<b>168,872</b>	<b>161,592</b>		<b>161,592</b>
Federal disability insurance trust fund:									
Federal Insurance Contributions Act taxes .....	5,759		5,759	28,024		28,024	25,818		25,818
Self-Employment Contributions Act taxes .....	38		38	438		438	729		729
Receipts from railroad retirement account .....									
Deposits by States .....							2		2
<b>Total—FDI trust fund .....</b>	<b>5,797</b>		<b>5,797</b>	<b>28,461</b>		<b>28,461</b>	<b>26,549</b>		<b>26,549</b>
Federal hospital insurance trust fund:									
Federal Insurance Contributions Act taxes .....	10,477		10,477	58,874		58,874	50,947		50,947
Self-Employment Contributions Act taxes .....	95		95	1,767		1,767	1,591		1,591
Receipts from Railroad Retirement Board .....									
Deposits by States .....							1		1
<b>Total—FHI trust fund .....</b>	<b>10,572</b>		<b>10,572</b>	<b>60,640</b>		<b>60,640</b>	<b>52,538</b>		<b>52,538</b>
Railroad retirement:									
Rail industry pension fund .....	206	5	201	1,017	6	1,010	1,047	1	1,046
Railroad Social Security equivalent benefit .....	172	4	169	863	5	858	867	1	866
<b>Total—Employment and general retirement: .....</b>	<b>50,877</b>	<b>9</b>	<b>50,868</b>	<b>259,853</b>	<b>11</b>	<b>259,842</b>	<b>242,593</b>	<b>2</b>	<b>242,591</b>
Unemployment insurance:									
Deposits by States .....	1,914		1,914	5,984		5,984	5,836		5,836
Federal Unemployment Tax Act taxes .....	237	3	234	1,964	19	1,945	1,904	11	1,893
Railroad unemployment taxes .....	(* *)		(* *)	14		14	52		52
Railroad debt repayment .....									
<b>Total—Unemployment insurance .....</b>	<b>2,150</b>	<b>3</b>	<b>2,147</b>	<b>7,963</b>	<b>19</b>	<b>7,943</b>	<b>7,792</b>	<b>11</b>	<b>7,781</b>
Other retirement:									
Federal employees retirement – employee share .....	450		450	1,971		1,971	1,909		1,909
Non-federal employees retirement .....	8		8	28		28	28		28
<b>Total—Other retirement .....</b>	<b>457</b>		<b>457</b>	<b>1,999</b>		<b>1,999</b>	<b>1,937</b>		<b>1,937</b>
<b>Total—Social insurance and retirement receipts .....</b>	<b>53,485</b>	<b>12</b>	<b>53,473</b>	<b>269,814</b>	<b>30</b>	<b>269,784</b>	<b>252,322</b>	<b>13</b>	<b>252,310</b>
<b>Excise taxes:</b>									
Miscellaneous excise taxes .....	857	14	842	10,429	308	10,121	10,441	289	10,151
Airport and airway trust fund .....	763	21	742	3,490	21	3,468	3,372	13	3,360
Highway trust fund .....	2,770	322	2,447	12,062	323	11,738	12,916	291	12,625
Black lung disability trust fund .....	42		42	184		184	219		219
<b>Total—Excise taxes .....</b>	<b>4,432</b>	<b>358</b>	<b>4,074</b>	<b>26,165</b>	<b>653</b>	<b>25,512</b>	<b>26,948</b>	<b>593</b>	<b>26,355</b>
<b>Estate and gift taxes .....</b>	<b>1,944</b>	<b>64</b>	<b>1,879</b>	<b>11,492</b>	<b>338</b>	<b>11,154</b>	<b>11,793</b>	<b>315</b>	<b>11,478</b>
<b>Customs duties .....</b>	<b>1,540</b>	<b>66</b>	<b>1,474</b>	<b>8,577</b>	<b>408</b>	<b>8,169</b>	<b>8,387</b>	<b>698</b>	<b>7,689</b>
<b>Miscellaneous Receipts:</b>									
Deposits of earnings by Federal Reserve Banks .....	2,064		2,064	9,803		9,803	11,258		11,258
Universal service fund .....	452		452	2,038		2,038	1,867		1,867
All other .....	535	1	533	2,284	733	1,552	12,386	230	2,356
<b>Total — Miscellaneous receipts .....</b>	<b>3,051</b>	<b>1</b>	<b>3,050</b>	<b>14,125</b>	<b>733</b>	<b>13,392</b>	<b>15,511</b>	<b>30</b>	<b>15,481</b>
<b>Total — Receipts .....</b>	<b>141,566</b>	<b>31,085</b>	<b>110,481</b>	<b>843,558</b>	<b>52,597</b>	<b>790,961</b>	<b>788,584</b>	<b>46,826</b>	<b>741,758</b>
<b>Total — On-budget .....</b>	<b>101,640</b>	<b>31,085</b>	<b>70,555</b>	<b>646,225</b>	<b>52,597</b>	<b>593,628</b>	<b>600,443</b>	<b>46,826</b>	<b>553,617</b>
<b>Total — Off-budget .....</b>	<b>39,926</b>		<b>39,926</b>	<b>197,333</b>		<b>197,333</b>	<b>188,141</b>		<b>188,141</b>

<sup>1</sup>Receipts have been increased by \$3 million and outlays have been correspondingly increased by \$3 million in September 2000 to reflect additional reporting by the General Services Administration.

<sup>2</sup>Receipts have been increased by \$3 million and outlays have been correspondingly increased by \$3 million in April 2000 to reflect additional reporting by the Department of Treasury.

... No Transactions.

(\* \*) Less than \$500,000.

Note: Details may not add to totals due to rounding.

**Table 5. Outlays of the U.S. Government, February 2001 and Other Periods**  
 [\$ millions]

Classification	This Month			Current Fiscal Year to Date			Prior Fiscal Year to Date		
	Gross Outlays	Applicable Receipts	Outlays	Gross Outlays	Applicable Receipts	Outlays	Gross Outlays	Applicable Receipts	Outlays
<b>Legislative Branch:</b>									
Senate .....	45	(**)	44	207	1	206	205	1	204
House of Representatives .....	72	(**)	72	350	(**)	350	348	(**)	347
Joint items .....	10	.....	10	48	.....	48	49	.....	49
Congressional Budget Office .....	2	.....	2	11	.....	11	11	.....	11
Architect of the Capitol .....	12	1	11	86	3	83	83	3	80
Library of Congress .....	33	(**)	33	456	1	454	485	1	484
Government Printing Office .....	(**)	.....	(**)	91	.....	91	50	.....	50
General Accounting Office .....	33	.....	33	158	.....	158	155	.....	155
United States Tax Court .....	3	.....	3	14	.....	14	14	.....	14
Other Legislative Branch agencies .....	2	.....	2	12	.....	12	13	.....	13
Proprietary receipts from the public .....	.....	(**)	(**)	.....	4	-4	.....	4	-4
Intrabudgetary transactions .....	-3	.....	-3	-11	.....	-11	-13	.....	-13
<b>Total—Legislative Branch .....</b>	<b>209</b>	<b>1</b>	<b>207</b>	<b>1,424</b>	<b>10</b>	<b>1,414</b>	<b>1,401</b>	<b>9</b>	<b>1,391</b>
<b>Judicial Branch:</b>									
Supreme Court of the United States .....	3	.....	3	17	.....	17	16	.....	16
Courts of Appeals, District Courts, and other judicial services .....	340	.....	340	1,649	.....	1,649	1,580	.....	1,580
Other .....	13	.....	13	100	.....	100	103	.....	103
Proprietary receipts from the public .....	.....	2	-2	.....	5	-5	.....	7	-7
Intrabudgetary transactions .....	.....	.....	.....	-36	.....	-36	-40	.....	-40
<b>Total—Judicial Branch .....</b>	<b>355</b>	<b>2</b>	<b>353</b>	<b>1,731</b>	<b>5</b>	<b>1,726</b>	<b>1,658</b>	<b>7</b>	<b>1,652</b>
<b>Department of Agriculture:</b>									
Agricultural Research Service .....	88	.....	88	395	.....	395	380	.....	380
Cooperative State Research, Education, and Extension Service:									
Research and education activities .....	45	.....	45	210	.....	210	184	.....	184
Extension activities .....	47	.....	47	174	.....	174	168	.....	168
Other .....	2	.....	2	9	.....	9	13	.....	13
Animal and Plant Health Inspection Service .....	96	.....	96	384	.....	384	256	.....	256
Food Safety and Inspection Service .....	61	.....	61	283	.....	283	266	.....	266
Agricultural Marketing Service .....	70	.....	70	517	5	512	319	.....	319
Risk Management Agency:									
Administrative and operating expenses .....	20	.....	20	40	.....	40	31	.....	31
Federal crop insurance corporation fund .....	402	16	387	1,801	836	964	1,678	572	1,107
Farm Service Agency:									
Salaries and expenses .....	95	.....	95	225	.....	225	129	.....	129
Commodity Credit Corporation .....	1,494	348	1,146	19,842	4,495	15,347	27,159	4,961	22,198
Agricultural credit insurance fund .....	18	26	-8	325	434	-109	289	532	-243
Other .....	5	.....	5	26	.....	26	47	.....	47
<b>Total—Farm Service Agency .....</b>	<b>1,612</b>	<b>374</b>	<b>1,239</b>	<b>20,418</b>	<b>4,929</b>	<b>15,489</b>	<b>27,624</b>	<b>5,493</b>	<b>22,131</b>
Natural Resources Conservation Service:									
Conservation operations .....	62	.....	62	288	.....	288	347	.....	347
Other .....	21	.....	21	99	.....	99	123	.....	123
Rural Development .....	97	.....	97	434	.....	434	105	.....	105
Rural Housing Service:									
Rural housing insurance fund .....	16	160	-144	388	746	-358	834	774	60
Rental assistance program .....	50	.....	50	246	.....	246	234	.....	234
Other .....	59	.....	59	83	.....	83	26	.....	26
Rural Utilities Service:									
Rural electrification and telecommunications fund .....	5	97	-92	376	1,015	-639	417	883	-467
Rural Development insurance fund .....	12	15	-3	152	165	-14	156	199	-43
Other .....	7	10	-3	38	99	-62	32	73	-41
Foreign Agricultural Service .....	45	.....	45	180	.....	180	554	.....	554
Food and Nutrition Service:									
Food stamp program .....	1,513	.....	1,513	7,869	.....	7,869	7,720	.....	7,720
Child nutrition programs .....	996	.....	996	4,421	.....	4,421	3,989	.....	3,989
Women, infants and children programs .....	318	.....	318	1,734	.....	1,734	1,720	.....	1,720
Other .....	28	.....	28	165	.....	165	185	.....	185
<b>Total—Food and Nutrition Service .....</b>	<b>2,854</b>	<b>.....</b>	<b>2,854</b>	<b>14,189</b>	<b>.....</b>	<b>14,189</b>	<b>13,614</b>	<b>.....</b>	<b>13,614</b>
Forest Service:									
National forest system .....	31	.....	31	503	.....	503	585	.....	585
Wildland fire management .....	40	.....	40	271	.....	271	178	.....	178
Forest service permanent appropriations .....	24	.....	24	134	.....	134	136	.....	136
Other .....	101	.....	101	794	.....	794	500	.....	500
<b>Total—Forest Service .....</b>	<b>196</b>	<b>.....</b>	<b>196</b>	<b>1,702</b>	<b>.....</b>	<b>1,702</b>	<b>1,399</b>	<b>.....</b>	<b>1,399</b>
Other .....	100	2	97	386	16	370	286	18	268
Proprietary receipts from the public .....	.....	47	-47	-2	221	-224	.....	264	-264
Intrabudgetary transactions .....	-1	.....	-1	-8	.....	-8	-5	.....	-5
<b>Total—Department of Agriculture .....</b>	<b>5,965</b>	<b>720</b>	<b>5,245</b>	<b>42,782</b>	<b>8,033</b>	<b>34,749</b>	<b>49,041</b>	<b>8,276</b>	<b>40,765</b>

**Table 5. Outlays of the U.S. Government, February 2001 and Other Periods—Continued**  
 [\$ millions]

Classification	This Month			Current Fiscal Year to Date			Prior Fiscal Year to Date		
	Gross Outlays	Applicable Receipts	Outlays	Gross Outlays	Applicable Receipts	Outlays	Gross Outlays	Applicable Receipts	Outlays
<b>Department of Commerce:</b>									
Economic Development Administration .....	10	(* *)	10	135	3	133	164	3	161
Bureau of the Census .....	81	.....	81	593	.....	593	756	.....	756
Promotion of Industry and Commerce .....	31	.....	31	153	.....	153	173	.....	173
<b>Science and Technology:</b>									
National Oceanic and Atmospheric Administration .....	203	2	201	1,022	6	1,016	995	4	992
National Institute of Standards and Technology .....	50	.....	50	268	.....	268	259	.....	259
Other .....	-5	9	-14	-2	20	-22	11	12	-1
Total—Science and Technology .....	248	11	238	1,288	26	1,262	1,265	15	1,250
Other .....	11	(* *)	10	34	1	33	35	1	34
Proprietary receipts from the public .....	.....	-5	5	.....	-3	3	.....	(* *)	(* *)
Intrabudgetary transactions .....	.....	.....	.....	.....	.....	.....	1	.....	.....
Offsetting governmental receipts .....	.....	.....	.....	.....	.....	.....	.....	.....	.....
<b>Total—Department of Commerce .....</b>	<b>382</b>	<b>6</b>	<b>376</b>	<b>2,203</b>	<b>26</b>	<b>2,177</b>	<b>2,392</b>	<b>20</b>	<b>2,372</b>
<b>Department of Defense—Military:</b>									
<b>Military Personnel:</b>									
Department of the Army .....	2,409	.....	2,409	10,360	.....	10,360	10,928	.....	10,928
Department of the Navy .....	2,045	.....	2,045	10,230	.....	10,230	10,384	.....	10,384
Department of the Air Force .....	1,699	.....	1,699	7,663	.....	7,663	8,218	.....	8,218
Total—Military Personnel .....	6,153	.....	6,153	28,253	.....	28,253	29,529	.....	29,529
<b>Operation and Maintenance:</b>									
Department of the Army .....	2,213	.....	2,213	10,462	.....	10,462	9,801	.....	9,801
Department of the Navy .....	2,324	.....	2,324	10,182	.....	10,182	10,308	.....	10,308
Department of the Air Force .....	2,288	.....	2,288	10,966	.....	10,966	10,807	.....	10,807
Defense agencies .....	1,987	.....	1,987	10,293	.....	10,293	9,943	.....	9,943
Total—Operation and Maintenance .....	8,813	.....	8,813	41,904	.....	41,904	40,859	.....	40,859
<b>Procurement:</b>									
Department of the Army .....	617	.....	617	3,877	.....	3,877	3,456	.....	3,456
Department of the Navy .....	1,709	.....	1,709	8,971	.....	8,971	7,897	.....	7,897
Department of the Air Force .....	1,078	.....	1,078	7,643	.....	7,643	7,696	.....	7,696
Defense agencies .....	175	.....	175	1,091	.....	1,091	1,312	.....	1,312
Total—Procurement .....	3,580	.....	3,580	21,582	.....	21,582	20,360	.....	20,360
<b>Research, Development, Test, and Evaluation:</b>									
Department of the Army .....	357	.....	357	2,178	.....	2,178	1,897	.....	1,897
Department of the Navy .....	714	.....	714	3,614	.....	3,614	3,592	.....	3,592
Department of the Air Force .....	646	.....	646	5,644	.....	5,644	5,672	.....	5,672
Defense agencies .....	773	.....	773	4,105	.....	4,105	3,833	.....	3,833
Total—Research, Development, Test, and Evaluation .....	2,491	.....	2,491	15,541	.....	15,541	14,994	.....	14,994
<b>Military Construction:</b>									
Department of the Army .....	81	.....	81	534	.....	534	574	.....	574
Department of the Navy .....	61	.....	61	313	.....	313	337	.....	337
Department of the Air Force .....	66	.....	66	343	.....	343	348	.....	348
Defense agencies .....	167	.....	167	814	.....	814	1,029	.....	1,029
Total—Military Construction .....	375	.....	375	2,005	.....	2,005	2,288	.....	2,288
<b>Family Housing:</b>									
Department of the Army .....	86	.....	86	450	.....	450	419	.....	419
Department of the Navy .....	87	.....	87	429	.....	429	482	.....	482
Department of the Air Force .....	83	.....	83	418	.....	418	380	.....	380
Defense agencies .....	9	1	8	47	6	40	38	11	27
<b>Revolving and Management Funds:</b>									
Department of the Army .....	-7	.....	-7	10	.....	10	56	.....	56
Department of the Navy .....	99	.....	99	593	.....	593	705	.....	705
Department of the Air Force .....	.....	.....	.....	.....	.....	.....	.....	.....	.....
Defense agencies:									
Working capital fund .....	-13	.....	-13	1,398	.....	1,398	788	.....	788
Other .....	-101	.....	-101	40	(* *)	40	-323	(* *)	-323
<b>Trust funds:</b>									
Department of the Army .....	(* *)	.....	(* *)	10	.....	10	1	.....	1
Department of the Navy .....	2	.....	2	11	.....	11	13	(* *)	13
Department of the Air Force .....	1	1	(* *)	7	6	(* *)	4	4	(* *)
Defense agencies .....	-2	.....	-2	55	.....	55	93	.....	93
<b>Proprietary receipts from the public:</b>									
Department of the Army .....	.....	38	-38	.....	-5	5	.....	-710	710
Department of the Navy .....	.....	34	-34	.....	-177	177	.....	-213	213
Department of the Air Force .....	.....	11	-11	.....	25	-25	.....	-22	22
Defense agencies .....	.....	20	-20	.....	559	-559	.....	401	-401



**Table 5. Outlays of the U.S. Government, February 2001 and Other Periods—Continued**  
 [\$ millions]

Classification	This Month			Current Fiscal Year to Date			Prior Fiscal Year to Date		
	Gross Outlays	Applicable Receipts	Outlays	Gross Outlays	Applicable Receipts	Outlays	Gross Outlays	Applicable Receipts	Outlays
<b>Department of Defense—Military:—Continued</b>									
Intrabudgetary transactions:									
Department of the Army .....	67	.....	67	237	.....	237	102	.....	102
Department of the Navy .....	-27	.....	-27	613	.....	613	504	.....	504
Department of the Air Force .....	-25	.....	-25	504	.....	504	16	.....	16
Defense agencies .....	-24	.....	-24	66	.....	66	-27	.....	-27
Offsetting governmental receipts:									
Department of the Army .....	.....	.....	.....	.....	3	-3	.....	1	-1
<b>Total—Department of Defense—Military .....</b>	<b>21,645</b>	<b>103</b>	<b>21,541</b>	<b>114,172</b>	<b>416</b>	<b>113,755</b>	<b>111,281</b>	<b>-528</b>	<b>111,809</b>
<b>Department of Education:</b>									
Office of Elementary and Secondary Education:									
Education reform .....	106	.....	106	645	.....	645	585	.....	585
Education for the disadvantaged .....	720	.....	720	3,450	.....	3,450	3,247	.....	3,247
Impact aid .....	182	.....	182	632	.....	632	767	.....	767
School improvement programs .....	356	.....	356	1,145	.....	1,145	1,014	.....	1,014
Other .....	13	.....	13	58	.....	58	26	.....	26
<b>Total—Office of Elementary and Secondary Education .....</b>	<b>1,378</b>	<b>.....</b>	<b>1,378</b>	<b>5,930</b>	<b>.....</b>	<b>5,930</b>	<b>5,639</b>	<b>.....</b>	<b>5,639</b>
Office of Bilingual Education and Minority Languages Affairs .....	25	.....	25	151	.....	151	158	.....	158
Office of Special Education and Rehabilitative Services:									
Special education .....	607	.....	607	2,464	.....	2,464	2,123	.....	2,123
Rehabilitation services and disability research .....	259	.....	259	1,173	.....	1,173	1,146	.....	1,146
Special institutions for persons with disabilities .....	20	.....	20	53	.....	53	65	.....	65
Office of Vocational and Adult Education .....	125	.....	125	657	.....	657	563	.....	563
Office of Postsecondary Education:									
College housing and academic facilities loans .....	-2	-1	-1	2	18	-17	-4	17	-21
Higher education .....	106	.....	106	537	.....	537	407	.....	407
Howard University .....	57	.....	57	106	.....	106	84	.....	84
<b>Total—Office of Postsecondary Education .....</b>	<b>160</b>	<b>-1</b>	<b>161</b>	<b>644</b>	<b>18</b>	<b>626</b>	<b>487</b>	<b>17</b>	<b>470</b>
Office of Student Financial Assistance:									
Student financial assistance .....	1,284	.....	1,284	4,773	.....	4,773	4,500	.....	4,500
Federal direct student loan program .....	39	.....	39	-471	.....	-471	-21	.....	-21
Federal family education loan program .....	-70	.....	-70	731	.....	731	-613	.....	-613
<b>Office of Student Financial Assistance .....</b>	<b>1,253</b>	<b>.....</b>	<b>1,253</b>	<b>5,033</b>	<b>.....</b>	<b>5,033</b>	<b>3,866</b>	<b>.....</b>	<b>3,866</b>
Office of Educational Research and Improvement .....	38	.....	38	246	.....	246	202	.....	202
Departmental Management .....	37	.....	37	201	.....	201	172	.....	172
Proprietary receipts from the public .....	.....	5	-5	.....	18	-18	.....	20	-20
<b>Total—Department of Education .....</b>	<b>3,902</b>	<b>4</b>	<b>3,898</b>	<b>16,553</b>	<b>37</b>	<b>16,517</b>	<b>14,422</b>	<b>38</b>	<b>14,385</b>
<b>Department of Energy:</b>									
National nuclear security administration:									
Weapons activities .....	349	.....	349	1,855	.....	1,855	1,872	.....	1,872
Other nuclear security activities .....	110	.....	110	579	.....	579	.....	.....	.....
Environmental and other defense activities:									
Defense environmental restoration and waste management .....	345	.....	345	2,008	.....	2,008	2,111	.....	2,111
Defense facilities closure projects .....	106	.....	106	455	.....	455	509	.....	509
Other defense activities .....	40	.....	40	209	.....	209	732	.....	732
Other .....	20	.....	20	234	.....	234	89	.....	89
Energy Programs:									
Science .....	237	.....	237	1,221	.....	1,221	1,130	.....	1,130
Energy supply .....	46	.....	46	262	.....	262	293	.....	293
Energy conservation .....	54	.....	54	276	.....	276	259	.....	259
Other .....	120	(* *)	120	712	19	694	646	23	622
<b>Total—Energy Programs .....</b>	<b>457</b>	<b>(* *)</b>	<b>457</b>	<b>2,471</b>	<b>19</b>	<b>2,452</b>	<b>2,327</b>	<b>23</b>	<b>2,304</b>
Power Marketing Administration .....	381	329	52	1,525	1,365	160	652	963	-311
Departmental Administration .....	28	.....	28	88	.....	88	84	.....	84
Proprietary receipts from the public .....	.....	78	-78	.....	551	-551	.....	662	-662
Intrabudgetary transactions .....	-302	.....	-302	-1,040	.....	-1,040	-732	.....	-732
Offsetting governmental receipts .....	.....	.....	.....	.....	.....	.....	.....	.....	.....
<b>Total—Department of Energy .....</b>	<b>1,535</b>	<b>406</b>	<b>1,128</b>	<b>8,384</b>	<b>1,935</b>	<b>6,449</b>	<b>7,645</b>	<b>1,649</b>	<b>5,996</b>

**Table 5. Outlays of the U.S. Government, February 2001 and Other Periods—Continued**  
 [\$ millions]

Classification	This Month			Current Fiscal Year to Date			Prior Fiscal Year to Date		
	Gross Outlays	Applicable Receipts	Outlays	Gross Outlays	Applicable Receipts	Outlays	Gross Outlays	Applicable Receipts	Outlays
<b>Department of Health and Human Services:</b>									
Public Health Service:									
Food and Drug Administration .....	91	(* *)	90	398	14	383	356	1	355
Health Resources and Services Administration .....	419	2	417	1,690	10	1,681	1,621	8	1,613
Indian Health Services .....	174	.....	174	1,537	.....	1,537	1,442	.....	1,442
Centers for Disease Control and Prevention .....	248	.....	248	1,360	.....	1,360	1,070	.....	1,070
National Institutes of Health .....	1,308	.....	1,308	6,483	.....	6,483	5,994	.....	5,994
Substance Abuse and Mental Health Services Administration .....	205	.....	205	1,097	.....	1,097	982	.....	982
Agency for Healthcare Research and Quality .....	14	.....	14	84	.....	84	58	.....	58
<b>Total—Public Health Service .....</b>	<b>2,460</b>	<b>2</b>	<b>2,458</b>	<b>12,650</b>	<b>24</b>	<b>12,626</b>	<b>11,524</b>	<b>9</b>	<b>11,514</b>
Health Care Financing Administration:									
Grants to States for Medicaid .....	10,007	.....	10,007	51,821	.....	51,821	46,793	.....	46,793
Payments to health care trust funds .....	6,048	.....	6,048	30,345	.....	30,345	29,789	.....	29,789
State children's health insurance fund .....	87	.....	87	568	.....	568	371	.....	371
Federal hospital insurance trust fund:									
Benefit payments .....	10,688	.....	10,688	53,700	.....	53,700	51,530	.....	51,530
Administrative expenses .....	136	.....	136	607	.....	607	675	.....	675
Other .....	.....	.....	.....	.....	.....	.....	.....	.....	.....
<b>Total—FHI trust fund .....</b>	<b>10,824</b>	<b>.....</b>	<b>10,824</b>	<b>54,307</b>	<b>.....</b>	<b>54,307</b>	<b>52,205</b>	<b>.....</b>	<b>52,205</b>
Health care fraud and abuse control .....	63	.....	63	423	.....	423	289	.....	289
Federal supplementary medical insurance trust fund:									
Benefit payments .....	7,252	.....	7,252	38,742	.....	38,742	35,471	.....	35,471
Administrative expenses .....	166	.....	166	791	.....	791	988	.....	988
<b>Total—FSMI trust fund .....</b>	<b>7,417</b>	<b>.....</b>	<b>7,417</b>	<b>39,533</b>	<b>.....</b>	<b>39,533</b>	<b>36,459</b>	<b>.....</b>	<b>36,459</b>
Other .....	-68	.....	-68	-69	.....	-69	-458	.....	-458
<b>Total—Health Care Financing Administration .....</b>	<b>34,379</b>	<b>.....</b>	<b>34,379</b>	<b>176,927</b>	<b>.....</b>	<b>176,927</b>	<b>165,446</b>	<b>.....</b>	<b>165,446</b>
Administration for Children and Families:									
Temporary assistance for needy families .....	1,560	.....	1,560	7,852	.....	7,852	6,337	.....	6,337
Payments to States for child support enforcement and family support programs .....	226	.....	226	1,357	.....	1,357	816	.....	816
Low income home energy assistance .....	267	.....	267	950	.....	950	677	.....	677
Refugee and entrant assistance .....	41	.....	41	173	.....	173	237	.....	237
Child care entitlement to States .....	249	.....	249	1,046	.....	1,046	897	.....	897
Payments to States for the child care and development block grant .....	90	.....	90	447	.....	447	406	.....	406
Social services block grant .....	143	.....	143	753	.....	753	777	.....	777
Children and families services programs .....	538	.....	538	2,817	.....	2,817	2,613	.....	2,613
Payments to States for foster care and adoption assistance .....	494	.....	494	2,455	.....	2,455	2,227	.....	2,227
Other .....	40	.....	40	155	.....	155	170	.....	170
<b>Total—Administration for Children and Families .....</b>	<b>3,649</b>	<b>.....</b>	<b>3,649</b>	<b>18,006</b>	<b>.....</b>	<b>18,006</b>	<b>15,157</b>	<b>.....</b>	<b>15,157</b>
Administration on Aging .....	64	.....	64	362	.....	362	371	.....	371
Other .....	71	.....	71	336	.....	336	328	.....	328
Proprietary receipts from the public .....	.....	2,018	-2,018	.....	9,898	-9,898	.....	9,146	-9,146
Intrabudgetary transactions:									
Payments for health insurance for the aged:									
Federal supplementary medical insurance trust fund .....	-6,067	.....	-6,067	-28,723	.....	-28,723	-27,146	.....	-27,146
Payments for tax and other credits:									
Federal hospital insurance trust fund .....	20	.....	20	-1,620	.....	-1,620	-2,644	.....	-2,644
Other .....	.....	.....	.....	1	.....	1	.....	.....	.....
<b>Total—Department of Health and Human Services .....</b>	<b>34,575</b>	<b>2,020</b>	<b>32,555</b>	<b>177,938</b>	<b>9,922</b>	<b>168,016</b>	<b>163,035</b>	<b>9,156</b>	<b>153,879</b>

**Table 5. Outlays of the U.S. Government, February 2001 and Other Periods—Continued**  
 [\$ millions]

Classification	This Month			Current Fiscal Year to Date			Prior Fiscal Year to Date		
	Gross Outlays	Applicable Receipts	Outlays	Gross Outlays	Applicable Receipts	Outlays	Gross Outlays	Applicable Receipts	Outlays
<b>Department of Housing and Urban Development:</b>									
Public and Indian Housing Programs:									
Housing certificate fund .....	1,351	.....	1,351	6,861	.....	6,861	6,952	.....	6,952
Public housing capital fund .....	236	.....	236	1,535	.....	1,535	1,362	.....	1,362
Public housing operating fund .....	257	.....	257	1,333	.....	1,333	1,146	.....	1,146
Drug elimination grants for low-income housing .....	19	.....	19	127	.....	127	115	.....	115
Revitalization of severely distressed public housing (Hope VI) .....	31	.....	31	176	.....	176	156	.....	156
Native American housing block grant .....	42	.....	42	278	.....	278	272	.....	272
Other .....	(*)	(*)	(*)	183	166	17	193	172	21
<b>Total—Public and Indian Housing Programs .....</b>	<b>1,936</b>	<b>(*)</b>	<b>1,935</b>	<b>10,493</b>	<b>166</b>	<b>10,328</b>	<b>10,197</b>	<b>172</b>	<b>10,025</b>
Community Planning and Development:									
Housing opportunities for persons with AIDS .....	18	.....	18	120	.....	120	76	.....	76
Community Development Block Grants .....	378	.....	378	2,017	.....	2,017	1,997	.....	1,997
Home investment partnership program .....	88	.....	88	549	.....	549	598	.....	598
Homeless assistance grants .....	85	.....	85	391	.....	391	347	.....	347
Other .....	4	5	(*)	23	11	12	36	24	11
<b>Total—Community Planning and Development .....</b>	<b>574</b>	<b>5</b>	<b>570</b>	<b>3,099</b>	<b>11</b>	<b>3,088</b>	<b>3,054</b>	<b>24</b>	<b>3,030</b>
Housing Programs:									
Public enterprise funds .....	1	1	(*)	6	6	(*)	6	11	-6
Credit accounts:									
FHA-Mutual mortgage insurance fund, program account .....	25	.....	25	151	.....	151	137	.....	137
FHA-Mutual mortgage insurance fund, liquidating account .....	57	535	-478	184	1,396	-1,211	4,072	5,355	-1,282
FHA-General and special risk fund, program account .....	18	.....	18	149	.....	149	138	.....	138
FHA-General and special risk fund, liquidating account .....	90	61	29	393	594	-200	362	310	52
Housing for the elderly or handicapped fund .....	(*)	66	-66	180	332	-152	191	263	-72
Housing for special populations .....	58	.....	58	302	.....	302	295	.....	295
Other assisted housing programs .....	55	.....	55	285	(*)	285	286	.....	286
Other .....	2	.....	2	13	.....	13	12	.....	12
<b>Total—Housing Programs .....</b>	<b>307</b>	<b>663</b>	<b>-356</b>	<b>1,663</b>	<b>2,327</b>	<b>-664</b>	<b>5,499</b>	<b>5,939</b>	<b>-440</b>
Government National Mortgage Association:									
Guarantees of mortgage-backed securities, program account .....	.....	.....	.....	(*)	.....	(*)	.....	.....	.....
Guarantees of mortgage-backed securities, liquidating account .....	4	73	-69	21	212	-192	27	223	-196
Management and Administration .....	66	.....	66	305	.....	305	255	.....	255
Other .....	13	.....	13	82	.....	82	42	.....	42
Proprietary receipts from the public:									
FHA-Mutual mortgage insurance fund .....	.....	.....	.....	.....	.....	.....	.....	.....	.....
FHA-General and special risk fund .....	.....	5	-5	.....	35	-35	.....	40	-40
Other .....	.....	.....	.....	.....	.....	.....	.....	.....	.....
Offsetting governmental receipts .....	.....	(*)	(*)	.....	11	-11	.....	10	-10
<b>Total—Department of Housing and Urban Development .....</b>	<b>2,901</b>	<b>746</b>	<b>2,155</b>	<b>15,664</b>	<b>2,763</b>	<b>12,901</b>	<b>19,074</b>	<b>6,409</b>	<b>12,665</b>
<b>Department of the Interior:</b>									
Land and Minerals Management:									
Bureau of Land Management:									
Management of lands and resources .....	65	.....	65	257	.....	257	278	.....	278
Other .....	47	(*)	46	306	7	299	252	8	244
Minerals Management Service .....	92	.....	92	484	.....	484	393	.....	393
Office of Surface Mining Reclamation and Enforcement .....	20	.....	20	289	.....	289	215	.....	215
<b>Total—Land and Minerals Management .....</b>	<b>223</b>	<b>(*)</b>	<b>223</b>	<b>1,336</b>	<b>7</b>	<b>1,329</b>	<b>1,138</b>	<b>8</b>	<b>1,131</b>
Water and Science:									
Bureau of Reclamation:									
Water and related resources .....	57	.....	57	263	.....	263	244	.....	244
Other .....	26	7	19	169	52	116	185	81	104
United States Geological Survey .....	74	.....	74	337	.....	337	318	.....	318
Other .....	1	.....	1	31	.....	31	33	.....	33
<b>Total—Water and Science .....</b>	<b>157</b>	<b>7</b>	<b>150</b>	<b>799</b>	<b>52</b>	<b>747</b>	<b>781</b>	<b>81</b>	<b>700</b>
Fish and Wildlife and Parks:									
United States Fish and Wildlife Service .....	123	.....	123	615	.....	615	596	.....	596
National Park Service .....	155	.....	155	804	.....	804	773	.....	773
<b>Total—Fish and Wildlife and Parks .....</b>	<b>277</b>	<b>.....</b>	<b>277</b>	<b>1,419</b>	<b>.....</b>	<b>1,419</b>	<b>1,369</b>	<b>.....</b>	<b>1,369</b>

**Table 5. Outlays of the U.S. Government, February 2001 and Other Periods—Continued**  
 [\$ millions]

Classification	This Month			Current Fiscal Year to Date			Prior Fiscal Year to Date		
	Gross Outlays	Applicable Receipts	Outlays	Gross Outlays	Applicable Receipts	Outlays	Gross Outlays	Applicable Receipts	Outlays
<b>Department of the Interior:—Continued</b>									
Bureau of Indian Affairs .....	195	(* *)	195	987	2	985	887	3	884
Departmental Offices:									
Insular affairs .....	24	.....	24	140	.....	140	183	.....	183
Office of Special Trustee for American Indians .....	8	.....	8	76	.....	76	108	.....	108
Other .....	-55	.....	-55	20	.....	20	124	.....	124
Proprietary receipts from the public .....	.....	214	-214	.....	1,134	-1,134	.....	927	-927
Intrabudgetary transactions .....	-25	.....	-25	-91	.....	-91	-56	.....	-56
<b>Total—Department of the Interior .....</b>	<b>803</b>	<b>222</b>	<b>581</b>	<b>4,686</b>	<b>1,195</b>	<b>3,491</b>	<b>4,533</b>	<b>1,019</b>	<b>3,514</b>
<b>Department of Justice:</b>									
General Administration .....	33	.....	33	405	.....	405	302	.....	302
Legal Activities and United States Marshals:									
United States Attorneys .....	107	.....	107	514	.....	514	498	.....	498
United States Marshals Service .....	43	.....	43	233	.....	233	211	.....	211
Other .....	148	.....	148	808	.....	808	574	.....	574
Federal Bureau of Investigation .....	259	.....	259	1,345	.....	1,345	1,327	.....	1,327
Drug Enforcement Administration .....	135	.....	135	576	.....	576	548	.....	548
Immigration and Naturalization Service .....	302	.....	302	1,720	.....	1,720	1,572	.....	1,572
Federal Prison System .....	284	17	267	1,743	91	1,652	1,567	89	1,479
Office of Justice Programs:									
Violent crime reduction programs .....	2,652	.....	2,652	3,092	.....	3,092	1,002	.....	1,002
Community oriented policing services .....	81	.....	81	408	.....	408	478	.....	478
Other .....	-2,361	.....	-2,361	-1,065	.....	-1,065	534	.....	534
Other .....	12	.....	12	72	.....	72	103	.....	103
Intrabudgetary transactions .....	-16	.....	-16	-40	.....	-40	-31	.....	-31
Offsetting governmental receipts .....	.....	153	-153	.....	636	-636	.....	538	-538
<b>Total—Department of Justice .....</b>	<b>1,679</b>	<b>170</b>	<b>1,509</b>	<b>9,811</b>	<b>727</b>	<b>9,085</b>	<b>8,686</b>	<b>626</b>	<b>8,060</b>
<b>Department of Labor:</b>									
Employment and Training Administration:									
Training and employment services .....	293	.....	293	1,751	.....	1,751	1,739	.....	1,739
Welfare to work jobs .....	61	.....	61	263	.....	263	179	.....	179
Community service employment for older Americans .....	33	.....	33	196	.....	196	165	.....	165
Federal unemployment benefits and allowances .....	30	.....	30	175	.....	175	173	.....	173
State unemployment insurance and employment service operations .....	-26	.....	-26	82	.....	82	129	.....	129
Advances to the unemployment trust fund and other funds .....	.....	.....	.....	.....	.....	.....	.....	.....	.....
Unemployment trust fund:									
Federal-State unemployment insurance:									
State unemployment benefits .....	2,464	.....	2,464	10,108	.....	10,108	8,818	.....	8,818
State administrative expenses .....	295	.....	295	1,244	.....	1,244	1,264	.....	1,264
Federal administrative expenses .....	36	.....	36	101	.....	101	98	.....	98
Veterans employment and training .....	17	.....	17	76	.....	76	71	.....	71
Repayment of advances from the general fund .....	.....	.....	.....	.....	.....	.....	.....	.....	.....
Other .....	(* *)	.....	(* *)	1	.....	1	1	.....	1
Total—Unemployment trust fund .....	2,813	.....	2,813	11,530	.....	11,530	10,252	.....	10,252
Other .....	8	.....	8	46	.....	46	42	.....	42
<b>Total—Employment and Training Administration .....</b>	<b>3,212</b>	<b>.....</b>	<b>3,212</b>	<b>14,043</b>	<b>.....</b>	<b>14,043</b>	<b>12,679</b>	<b>.....</b>	<b>12,679</b>
Pension Benefit Guaranty Corporation .....	96	682	-586	509	1,150	-641	621	1,045	-424
Employment Standards Administration:									
Salaries and expenses .....	28	.....	28	149	.....	149	130	.....	130
Special benefits .....	-701	.....	-701	-95	.....	-95	490	.....	490
Black lung disability trust fund .....	37	.....	37	181	.....	181	192	.....	192
Other .....	12	.....	12	69	.....	69	61	.....	61
Occupational Safety and Health Administration .....	31	.....	31	161	.....	161	150	.....	150
Bureau of Labor Statistics .....	22	.....	22	130	.....	130	165	.....	165
Other .....	61	.....	61	246	.....	246	214	.....	214
Proprietary receipts from the public .....	.....	(* *)	(* *)	.....	1	-1	.....	1	-1
Intrabudgetary transactions .....	-50	.....	-50	-184	.....	-184	-136	.....	-136
<b>Total—Department of Labor .....</b>	<b>2,748</b>	<b>682</b>	<b>2,066</b>	<b>15,208</b>	<b>1,151</b>	<b>14,057</b>	<b>14,565</b>	<b>1,046</b>	<b>13,519</b>

**Table 5. Outlays of the U.S. Government, February 2001 and Other Periods—Continued**  
 [\$ millions]

Classification	This Month			Current Fiscal Year to Date			Prior Fiscal Year to Date		
	Gross Outlays	Applicable Receipts	Outlays	Gross Outlays	Applicable Receipts	Outlays	Gross Outlays	Applicable Receipts	Outlays
<b>Department of State:</b>									
Administration of Foreign Affairs:									
Diplomatic and consular programs .....	194	.....	194	964	.....	964	1,053	.....	1,053
International Information Programs .....	1	.....	1	1	.....	1	25	.....	25
Embassy security, construction, and maintenance .....	42	.....	42	270	.....	270	218	.....	218
Payment to Foreign Service retirement and disability fund .....	.....	.....	.....	131	.....	131	129	.....	129
Foreign Service retirement and disability fund .....	49	.....	49	240	.....	240	231	.....	231
Other .....	69	.....	69	311	.....	311	2161	.....	161
<b>Total—Administration of Foreign Affairs .....</b>	<b>355</b>	<b>.....</b>	<b>355</b>	<b>1,917</b>	<b>.....</b>	<b>1,917</b>	<b>1,817</b>	<b>.....</b>	<b>1,817</b>
International Organizations and Conferences .....	12	.....	12	1,024	.....	1,024	1,008	.....	1,008
Migration and refugee assistance .....	62	.....	62	320	.....	320	390	.....	390
Other .....	96	.....	96	594	.....	594	318	.....	318
Proprietary receipts from the public .....	.....	.....	.....	.....	(* *)	(* *)	.....	(* *)	(* *)
Intrabudgetary transactions .....	(* *)	.....	(* *)	-176	.....	-176	2-173	.....	-173
Offsetting governmental receipts .....	.....	.....	.....	.....	.....	.....	.....	.....	.....
<b>Total—Department of State .....</b>	<b>524</b>	<b>.....</b>	<b>524</b>	<b>3,678</b>	<b>(* *)</b>	<b>3,678</b>	<b>3,361</b>	<b>(* *)</b>	<b>3,361</b>
<b>Department of Transportation:</b>									
Coast Guard:									
Operating expenses .....	285	.....	285	1,229	.....	1,229	1,149	.....	1,149
Acquisition, construction, and improvements .....	89	.....	89	207	.....	207	175	.....	175
Retired pay .....	62	.....	62	302	.....	302	285	.....	285
Other .....	3	(* *)	3	137	2	135	123	2	121
<b>Total—Coast Guard .....</b>	<b>440</b>	<b>(* *)</b>	<b>440</b>	<b>1,875</b>	<b>2</b>	<b>1,872</b>	<b>1,733</b>	<b>2</b>	<b>1,730</b>
Federal Aviation Administration:									
Operations .....	162	.....	162	291	.....	291	438	.....	438
Airport and airway trust fund:									
Grants-in-aid for airports .....	118	.....	118	812	.....	812	686	.....	686
Facilities and equipment .....	142	.....	142	776	.....	776	798	.....	798
Research, engineering, and development .....	13	.....	13	65	.....	65	69	.....	69
Trust fund share of FAA operations .....	393	.....	393	2,327	.....	2,327	1,951	.....	1,951
<b>Total—Airport and airway trust fund .....</b>	<b>667</b>	<b>.....</b>	<b>667</b>	<b>3,979</b>	<b>.....</b>	<b>3,979</b>	<b>3,504</b>	<b>.....</b>	<b>3,504</b>
Other .....	-22	(* *)	-22	-48	(* *)	-49	1	(* *)	(* *)
<b>Total—Federal Aviation Administration .....</b>	<b>806</b>	<b>(* *)</b>	<b>806</b>	<b>4,222</b>	<b>(* *)</b>	<b>4,222</b>	<b>3,943</b>	<b>(* *)</b>	<b>3,943</b>
Federal Highway Administration:									
Highway trust fund:									
Federal-aid highways .....	1,687	.....	1,687	10,356	.....	10,356	9,428	.....	9,428
Other .....	8	2	7	22	9	14	19	28	-8
Other programs .....	26	.....	26	94	.....	94	154	.....	154
<b>Total—Federal Highway Administration .....</b>	<b>1,722</b>	<b>2</b>	<b>1,720</b>	<b>10,472</b>	<b>9</b>	<b>10,463</b>	<b>9,602</b>	<b>28</b>	<b>9,574</b>
National Highway Traffic Safety Administration .....	32	.....	32	164	.....	164	141	.....	141
Federal Railroad Administration:									
Capital Grants to the National Railroad Passenger Corporation .....									
Other .....	(*)	.....	(*)	551	.....	551	594	.....	594
Other .....	18	1	17	70	2	67	54	3	51
<b>Total—Federal Railroad Administration .....</b>	<b>18</b>	<b>1</b>	<b>17</b>	<b>621</b>	<b>2</b>	<b>619</b>	<b>648</b>	<b>3</b>	<b>645</b>
Federal Transit Administration:									
Formula grants .....	185	.....	185	-1,506	.....	-1,506	-1,626	.....	-1,626
Discretionary grants .....	54	.....	54	353	.....	353	607	.....	607
Trust fund share of expenses .....	58	.....	58	5,296	.....	5,296	4,767	.....	4,767
Other .....	130	.....	130	-1,635	.....	-1,635	-1,747	.....	-1,747
<b>Total—Federal Transit Administration .....</b>	<b>427</b>	<b>.....</b>	<b>427</b>	<b>2,508</b>	<b>.....</b>	<b>2,508</b>	<b>2,001</b>	<b>.....</b>	<b>2,001</b>
Maritime Administration .....	56	13	43	-22	45	-66	91	120	-29
Other .....	57	1	56	198	5	193	166	5	162
Proprietary receipts from the public .....	.....	17	-17	.....	31	-31	.....	7	-7
Intrabudgetary transactions .....	(*)	.....	(*)	(*)	.....	(*)	-4	.....	-4
Offsetting governmental receipts .....	.....	24	-24	.....	59	-59	.....	66	-66
<b>Total—Department of Transportation .....</b>	<b>3,558</b>	<b>59</b>	<b>3,499</b>	<b>20,037</b>	<b>152</b>	<b>19,885</b>	<b>18,322</b>	<b>231</b>	<b>18,091</b>

**Table 5. Outlays of the U.S. Government, February 2001 and Other Periods—Continued**  
 [\$ millions]

Classification	This Month			Current Fiscal Year to Date			Prior Fiscal Year to Date		
	Gross Outlays	Applicable Receipts	Outlays	Gross Outlays	Applicable Receipts	Outlays	Gross Outlays	Applicable Receipts	Outlays
<b>Department of the Treasury:</b>									
Departmental Offices:									
Exchange stabilization fund .....	122	42	79	105	599	-494	-237	328	-565
Other .....	67	.....	67	426	.....	426	408	.....	408
Financial Management Service:									
Salaries and expenses .....	20	.....	20	95	.....	95	87	.....	87
Payment to the Resolution Funding Corporation .....	.....	.....	.....	118	.....	118	1,164	.....	1,164
Net interest paid to loan guarantee financing accounts .....	.....	.....	.....	412	.....	412	484	.....	484
Claims, judgements, and relief acts .....	242	.....	242	599	.....	599	597	.....	597
Other .....	11	3	8	214	12	202	35	.....	35
<b>Total—Financial Management Service .....</b>	<b>273</b>	<b>3</b>	<b>270</b>	<b>1,439</b>	<b>12</b>	<b>1,426</b>	<b>2,367</b>	<b>.....</b>	<b>2,367</b>
Federal Financing Bank .....	-1	.....	-1	103	.....	103	203	.....	203
Bureau of Alcohol, Tobacco, and Firearms:									
Salaries and expenses .....	58	.....	58	238	.....	238	197	.....	197
Laboratory facilities and headquarters .....	.....	.....	.....	(* *)	.....	(* *)	13	.....	13
Internal revenue collections for Puerto Rico .....	23	.....	23	145	.....	145	118	.....	118
United States Customs Service .....	222	.....	222	1,058	.....	1,058	980	.....	980
Bureau of Engraving and Printing .....	4	.....	4	-9	.....	-9	22	.....	22
United States Mint .....	90	-222	312	493	719	-227	522	1,342	-821
Bureau of the Public Debt .....	11	.....	11	152	.....	152	151	.....	151
Internal Revenue Service:									
Processing, assistance, and management .....	336	.....	336	1,113	.....	1,113	1,253	.....	1,253
Tax law enforcement .....	228	.....	228	1,462	.....	1,462	1,323	.....	1,323
Information systems .....	97	.....	97	567	.....	567	670	.....	670
Payment where earned income credit exceeds liability for tax .....	13,867	.....	13,867	14,964	.....	14,964	15,062	.....	15,062
Payment where child credit exceeds liability for tax .....	241	.....	241	320	.....	320	245	.....	245
Refunding internal revenue collections, interest .....	205	.....	205	1,121	.....	1,121	990	.....	990
Other .....	35	(* *)	35	145	5	139	53	2	51
<b>Total—Internal Revenue Service .....</b>	<b>15,009</b>	<b>(* *)</b>	<b>15,009</b>	<b>19,692</b>	<b>5</b>	<b>19,686</b>	<b>19,595</b>	<b>2</b>	<b>19,593</b>
United States Secret Service .....	63	.....	63	418	.....	418	325	.....	325
Comptroller of the Currency .....	34	101	-67	163	208	-45	164	202	-37
Office of Thrift Supervision .....	13	21	-8	63	81	-19	62	70	-8
Interest on the public debt:									
Public issues (accrual basis) .....	15,982	.....	15,982	88,823	.....	88,823	92,650	.....	92,650
Special issues (cash basis) .....	3,828	.....	3,828	75,669	.....	75,669	66,150	.....	66,150
<b>Total—Interest on the public debt .....</b>	<b>19,810</b>	<b>.....</b>	<b>19,810</b>	<b>164,492</b>	<b>.....</b>	<b>164,492</b>	<b>158,800</b>	<b>.....</b>	<b>158,800</b>
Other .....	20	.....	20	88	.....	88	48	.....	48
Proprietary receipts from the public .....	.....	-11	11	(* *)	2,747	-2,747	.....	<sup>3</sup> 3,415	-3,415
Intrabudgetary transactions .....	416	.....	416	-931	.....	-931	<sup>4</sup> -2,539	.....	-2,539
Offsetting governmental receipts .....	.....	117	-117	.....	566	-566	.....	531	-531
<b>Total—Department of the Treasury .....</b>	<b>36,232</b>	<b>51</b>	<b>36,181</b>	<b>188,135</b>	<b>4,940</b>	<b>183,196</b>	<b>181,198</b>	<b>5,891</b>	<b>175,307</b>
<b>Department of Veterans Affairs:</b>									
Veterans Health Administration:									
Medical care .....	1,783	.....	1,783	8,395	.....	8,395	7,640	.....	7,640
Other .....	51	20	31	280	106	174	284	108	176
Veterans Benefits Administration:									
Public enterprise funds:									
Veterans housing benefit program fund .....	31	3	28	84	14	70	238	88	150
Other .....	42	37	6	208	200	8	206	199	7
Compensation, pensions, and burial benefits .....	1,941	.....	1,941	7,652	.....	7,652	8,997	.....	8,997
Readjustment benefits .....	126	.....	126	675	.....	675	669	.....	669
Insurance funds:									
National service life .....	103	.....	103	482	.....	482	488	.....	488
United States Government Life .....	1	.....	1	4	.....	4	5	.....	5
Veterans special life .....	11	3	8	51	84	-33	53	84	-31
Other .....	3	.....	3	(* *)	.....	(* *)	(* *)	.....	(* *)
<b>Total—Veterans Benefits Administration .....</b>	<b>2,258</b>	<b>42</b>	<b>2,216</b>	<b>9,157</b>	<b>298</b>	<b>8,859</b>	<b>10,657</b>	<b>372</b>	<b>10,285</b>
Construction .....	29	.....	29	174	(* *)	174	199	(* *)	199
Departmental Administration .....	74	.....	74	438	.....	438	515	.....	515
Proprietary receipts from the public:									
National service life .....	.....	16	-16	.....	80	-80	.....	83	-83
Other .....	.....	68	-68	.....	450	-450	.....	226	-226
Intrabudgetary transactions .....	(* *)	.....	(* *)	-1	.....	-1	-1	.....	-1
<b>Total—Department of Veterans Affairs .....</b>	<b>4,195</b>	<b>146</b>	<b>4,049</b>	<b>18,442</b>	<b>934</b>	<b>17,508</b>	<b>19,294</b>	<b>789</b>	<b>18,504</b>

**Table 5. Outlays of the U.S. Government, February 2001 and Other Periods—Continued**  
 [\$ millions]

Classification	This Month			Current Fiscal Year to Date			Prior Fiscal Year to Date		
	Gross Outlays	Applicable Receipts	Outlays	Gross Outlays	Applicable Receipts	Outlays	Gross Outlays	Applicable Receipts	Outlays
<b>Corps of Engineers:</b>									
Construction, general .....	128	.....	128	610	.....	610	521	.....	521
Operation and maintenance, general .....	-171	.....	-171	415	.....	415	455	.....	455
Flood control .....	21	.....	21	144	.....	144	100	.....	100
Harbor maintenance trust fund .....	304	.....	304	304	.....	304	295	.....	295
Other .....	100	.....	100	601	.....	601	<sup>5</sup> 508	.....	508
Proprietary receipts from the public .....	.....	16	-16	.....	161	-161	.....	112	-112
Intrabudgetary transactions .....	.....	.....	.....	-10	.....	-10	<sup>5</sup> .....	.....	.....
<b>Total—Corps of Engineers .....</b>	<b>381</b>	<b>16</b>	<b>364</b>	<b>2,065</b>	<b>161</b>	<b>1,904</b>	<b>1,878</b>	<b>112</b>	<b>1,766</b>
<b>Other Defense Civil Programs:</b>									
Military Retirement:									
Payment to military retirement fund .....	.....	.....	.....	16,089	.....	16,089	15,302	.....	15,302
Military retirement fund .....	2,861	.....	2,861	14,019	.....	14,019	13,531	.....	13,531
Educational Benefits .....	24	.....	24	90	.....	90	83	.....	83
Other .....	11	.....	11	54	.....	54	54	.....	54
Proprietary receipts from the public .....	.....	(* *)	(* *)	.....	3	-3	.....	8	-8
Intrabudgetary transactions .....	-13	.....	-13	-16,165	.....	-16,165	-15,408	.....	-15,408
<b>Total—Other Defense Civil Programs .....</b>	<b>2,883</b>	<b>(* *)</b>	<b>2,882</b>	<b>14,088</b>	<b>3</b>	<b>14,085</b>	<b>13,562</b>	<b>8</b>	<b>13,554</b>
<b>Environmental Protection Agency:</b>									
Science and technology .....	52	.....	52	295	.....	295	267	.....	267
Environmental programs and management .....	148	.....	148	837	.....	837	795	.....	795
State and tribal assistance grants .....	344	.....	344	1,446	.....	1,446	1,190	.....	1,190
Hazardous substance superfund .....	83	.....	83	541	.....	541	597	.....	597
Other .....	12	(* *)	12	663	14	649	752	16	736
Proprietary receipts from the public .....	.....	11	-11	.....	100	-100	.....	113	-113
Intrabudgetary transactions .....	.....	.....	.....	-635	.....	-635	-700	.....	-700
Offsetting governmental receipts .....	.....	2	-2	.....	4	-4	.....	5	-5
<b>Total—Environmental Protection Agency .....</b>	<b>639</b>	<b>14</b>	<b>625</b>	<b>3,147</b>	<b>118</b>	<b>3,029</b>	<b>2,902</b>	<b>134</b>	<b>2,768</b>
<b>Executive Office of the President:</b>									
Compensation of the President and the White House									
Office .....	5	.....	5	21	.....	21	20	.....	20
Office of Management and Budget .....	5	.....	5	25	.....	25	26	.....	26
Unanticipated needs .....	.....	.....	.....	(* *)	.....	(* *)	.....	.....	.....
Other .....	17	.....	17	<sup>6</sup> 61	.....	61	<sup>6</sup> 84	.....	84
<b>Total—Executive Office of the President .....</b>	<b>27</b>	.....	<b>27</b>	<b>106</b>	.....	<b>106</b>	<b>130</b>	.....	<b>130</b>
<b>Federal Emergency Management Agency:</b>									
Public enterprise funds .....	22	67	-45	155	278	-123	507	167	341
Disaster relief .....	195	.....	195	1,014	.....	1,014	1,274	.....	1,274
Emergency management planning and assistance .....	27	.....	27	141	.....	141	83	.....	83
Other .....	60	.....	60	175	.....	175	98	.....	98
Proprietary receipts from the public .....	.....	.....	.....	.....	.....	.....	.....	.....	.....
Offsetting governmental receipts .....	.....	.....	.....	.....	.....	.....	.....	.....	.....
<b>Total—Federal Emergency Management Agency .....</b>	<b>303</b>	<b>67</b>	<b>236</b>	<b>1,484</b>	<b>278</b>	<b>1,206</b>	<b>1,963</b>	<b>167</b>	<b>1,796</b>
<b>General Services Administration:</b>									
Real Property Activities .....	-79	.....	-79	123	.....	123	168	.....	168
Supply and Technology Activities .....	17	.....	17	-28	.....	-28	-119	.....	-119
General Activities .....	-1	.....	-1	80	.....	80	95	.....	95
Proprietary receipts from the public .....	.....	1	-1	.....	2	-2	.....	3	-3
<b>Total—General Services Administration .....</b>	<b>-62</b>	<b>1</b>	<b>-63</b>	<b>175</b>	<b>2</b>	<b>173</b>	<b>144</b>	<b>3</b>	<b>140</b>
<b>International Assistance Program:</b>									
International Security Assistance:									
Foreign military loan program .....	46	127	-81	111	341	-230	117	414	-297
Foreign military financing program .....	20	.....	20	4,025	.....	4,025	1,932	.....	1,932
Economic support fund .....	69	.....	69	1,344	.....	1,344	1,414	.....	1,414
Other .....	109	.....	109	332	.....	332	175	.....	175
Proprietary receipts from the public .....	.....	.....	.....	.....	.....	.....	.....	.....	.....
<b>Total—International Security Assistance .....</b>	<b>245</b>	<b>127</b>	<b>118</b>	<b>5,812</b>	<b>341</b>	<b>5,471</b>	<b>3,637</b>	<b>414</b>	<b>3,223</b>
Multilateral Assistance:									
Contribution to the International Development Association									
International organizations and programs .....	3	.....	3	21	.....	21	117	.....	117
Other .....	124	.....	124	207	.....	207	172	.....	172
<b>Total—Multilateral Assistance .....</b>	<b>126</b>	.....	<b>126</b>	<b>908</b>	.....	<b>908</b>	<b>758</b>	.....	<b>758</b>

**Table 5. Outlays of the U.S. Government, February 2001 and Other Periods—Continued**  
 [\$ millions]

Classification	This Month			Current Fiscal Year to Date			Prior Fiscal Year to Date		
	Gross Outlays	Applicable Receipts	Outlays	Gross Outlays	Applicable Receipts	Outlays	Gross Outlays	Applicable Receipts	Outlays
<b>International Assistance Program:—Continued</b>									
International Development Assistance:									
Agency for International Development:									
Economic assistance loans .....		52	-52		374	-374	2	395	-393
Sustainable development assistance program .....	55		55	452		452	357		357
Assistance for the new independent States of the Former Soviet Union .....	12		12	181		181	268		268
Operating expenses .....	34		34	230		230	214		214
Payment to the Foreign Service retirement and disability fund .....							44		44
Other .....	64	6	58	495	19	475	704	38	665
Proprietary receipts from the public .....								41	-41
Intrabudgetary transactions .....									
<b>Total—Agency for International Development .....</b>	<b>165</b>	<b>57</b>	<b>108</b>	<b>1,358</b>	<b>393</b>	<b>965</b>	<b>1,589</b>	<b>474</b>	<b>1,115</b>
Overseas Private Investment Corporation .....	4	53	-48	22	140	-118	248	137	111
Peace Corps .....	31		31	109	(* *)	109	94		94
Other .....	6		6	34		34	35		35
<b>Total—International Development Assistance .....</b>	<b>207</b>	<b>110</b>	<b>97</b>	<b>1,524</b>	<b>534</b>	<b>990</b>	<b>1,967</b>	<b>612</b>	<b>1,355</b>
International Monetary Programs .....	68		68	73		73	643		643
Military Sales Programs:									
Foreign military sales trust fund .....	726		726	4,106		4,106	4,592		4,592
Other .....	(* *)	1	-1	(* *)	7	-6	1	1	1
Proprietary receipts from the public .....		601	-601		4,305	-4,305		4,494	-4,494
Other .....				(* *)	15	-15	(* *)		(* *)
<b>Total—International Assistance Program .....</b>	<b>1,372</b>	<b>839</b>	<b>532</b>	<b>12,424</b>	<b>5,201</b>	<b>7,223</b>	<b>11,598</b>	<b>5,520</b>	<b>6,078</b>
<b>National Aeronautics and Space Administration:</b>									
Human space flight .....	484		484	2,392		2,392	2,085		2,085
Science, aeronautics, and technology .....	425		425	2,217		2,217	2,271		2,271
Mission support .....	192		192	1,061		1,061	966		966
Other .....	2		2	8		8	17		17
<b>Total—National Aeronautics and Space Administration .....</b>	<b>1,103</b>		<b>1,103</b>	<b>5,678</b>		<b>5,678</b>	<b>5,341</b>		<b>5,341</b>
<b>National Science Foundation:</b>									
Research and related activities .....	109		109	1,187		1,187	1,123		1,123
Education and human resources .....	141		141	149		149	148		148
Other .....	29		29	84		84	95		95
<b>Total—National Science Foundation .....</b>	<b>279</b>		<b>279</b>	<b>1,420</b>		<b>1,420</b>	<b>1,366</b>		<b>1,366</b>
<b>Office of Personnel Management:</b>									
Government payment for annuitants, employees health and life insurance benefits .....	547		547	2,264		2,264	2,004		2,004
Payment to civil service retirement and disability fund .....									
Civil service retirement and disability fund .....	4,043		4,043	19,417		19,417	18,599		18,599
Employees life insurance fund .....	176	479	-304	851	1,509	-658	732	1,440	-708
Employees and retired employees health benefits fund ...	1,626	1,822	-196	8,307	8,398	-90	7,827	7,905	-78
Other .....	8		8	69		69	38		38
Intrabudgetary transactions:									
Civil service retirement and disability fund:									
General fund contributions .....									
Other .....	-2		-2	-10		-10	-10		-10
<b>Total—Office of Personnel Management .....</b>	<b>6,399</b>	<b>2,301</b>	<b>4,098</b>	<b>30,898</b>	<b>9,907</b>	<b>20,991</b>	<b>29,189</b>	<b>9,345</b>	<b>19,844</b>



**Table 5. Outlays of the U.S. Government, February 2001 and Other Periods—Continued**  
 [\$ millions]

Classification	This Month			Current Fiscal Year to Date			Prior Fiscal Year to Date		
	Gross Outlays	Applicable Receipts	Outlays	Gross Outlays	Applicable Receipts	Outlays	Gross Outlays	Applicable Receipts	Outlays
<b>Small Business Administration:</b>									
Public enterprise funds:									
Business loan fund .....	4	7	-4	102	50	51	217	111	106
Disaster loan fund .....	13	9	4	54	184	-130	-223	83	-305
Other .....	1	(**)	(**)	5	2	2	4	3	2
Other .....	55	(**)	55	232	(**)	232	219	(**)	219
Proprietary receipts from the public .....								802	-802
<b>Total—Small Business Administration .....</b>	<b>72</b>	<b>16</b>	<b>56</b>	<b>392</b>	<b>237</b>	<b>156</b>	<b>218</b>	<b>999</b>	<b>-781</b>
<b>Social Security Administration:</b>									
Payments to social security trust funds .....	16		16	6,353		6,353	6,733		6,733
Special benefits for disabled coal miners .....	41		41	205		205	218		218
Supplemental security income program .....	2,640		2,640	10,259		10,259	12,659		12,659
Federal old-age and survivors insurance trust fund (off-budget):									
Benefit payments .....	30,759		30,759	150,415		150,415	141,440		141,440
Administrative expenses .....	168		168	1,096		1,096	842		842
Payment to railroad retirement account .....									
Quinquennial military service credit adjustment .....									
<b>Total—FOASI trust fund .....</b>	<b>30,927</b>		<b>30,927</b>	<b>151,511</b>		<b>151,511</b>	<b>142,283</b>		<b>142,283</b>
Federal disability insurance trust fund (off-budget):									
Benefit payments .....	4,824		4,824	23,439		23,439	22,073		22,073
Administrative expenses .....	110		110	610		610	600		600
Payment to railroad retirement account .....									
Quinquennial military service credit adjustment .....				836		836			
<b>Total—FDI trust fund .....</b>	<b>4,935</b>		<b>4,935</b>	<b>24,884</b>		<b>24,884</b>	<b>22,673</b>		<b>22,673</b>
Other .....	1		1	8		8	5		5
Proprietary receipts from the public:									
On-budget .....		67	-67		329	-329		481	-481
Off-budget .....		6	-6		16	-16		73	-3
Intrabudgetary transactions:									
On-budget:									
Quinquennial adjustment for military service credits from FOASI and FDI .....				-836		-836			
Off-budget <sup>8</sup> .....	-14		-14	-6,352		-6,352	7-6,736		-6,736
<b>Total—Social Security Administration .....</b>	<b>38,545</b>	<b>73</b>	<b>38,472</b>	<b>186,033</b>	<b>345</b>	<b>185,688</b>	<b>177,836</b>	<b>485</b>	<b>177,351</b>
<b>Other independent agencies:</b>									
Appalachian Regional Commission .....	6	(**)	6	40	1	39	53	1	52
Broadcasting Board of Governors .....	39		39	169		169	53		53
Corporation for National and Community Service .....	60		60	308		308	288		288
Corporation for Public Broadcasting .....				340		340	317		317
District of Columbia:									
Courts .....	12		12	52		52	46	(**)	46
Corrections .....	(**)		(**)	1		1	55		55
General and special payments .....	23	29	-6	188	90	98	215	88	126
Financing .....									
Equal Employment Opportunity Commission .....	23	(**)	23	116	1	115	129	1	129
Export-Import Bank of the United States .....	42	54	-13	349	246	104	445	477	-32
Federal Communications Commission:									
Universal service fund .....	369		369	2,208		2,208	1,644		1,644
Spectrum auction program account .....	(**)		(**)	1		1			
Pioneer's preference settlement .....									
Other .....	21	2	19	82	13	69	79	12	68
Federal Deposit Insurance Corporation:									
Bank insurance fund .....	107	299	-193	591	1,274	-683	1,180	1,164	16
Savings association insurance fund .....	4	92	-88	42	355	-313	43	341	-299
FSLIC resolution fund:									
Resolution Trust Corporation closeout .....	3	63	-60	977	857	120	121	1,714	-1,593
Other .....	1	11	-10	101	71	30	88	97	-9
Office of Inspector General .....									
<b>Total—Federal Deposit Insurance Corporation .....</b>	<b>115</b>	<b>465</b>	<b>-350</b>	<b>1,711</b>	<b>2,557</b>	<b>-846</b>	<b>1,432</b>	<b>3,318</b>	<b>-1,885</b>
Federal drug control programs .....	15		15	<sup>9</sup> 100		100	<sup>9</sup> 90		90
Legal Services Corporation .....	28		28	133		133	125		125
National Archives and Records Administration .....	28	(**)	28	94	(**)	93	85	(**)	84
National Credit Union Administration .....	12	1	11	64	207	-143	3,191	3,106	85

**Table 5. Outlays of the U.S. Government, February 2001 and Other Periods—Continued**  
 [\$ millions]

Classification	This Month			Current Fiscal Year to Date			Prior Fiscal Year to Date		
	Gross Outlays	Applicable Receipts	Outlays	Gross Outlays	Applicable Receipts	Outlays	Gross Outlays	Applicable Receipts	Outlays
<b>Other independent agencies:—Continued</b>									
National Endowment for the Arts .....	9	.....	9	36	.....	36	42	.....	42
National Endowment for the Humanities .....	8	.....	8	45	.....	45	41	.....	41
Institute of Museum and Library Services .....	17	.....	17	82	.....	82	77	.....	77
National Labor Relations Board .....	18	.....	18	90	.....	90	78	.....	78
Nuclear Regulatory Commission .....	39	71	-31	200	205	-6	199	201	-2
Panama Canal Commission .....	(*)	(*)	(*)	4	(*)	4	502	199	303
Postal Service:									
Public enterprise funds (off-budget) .....	5,008	105,021	-13	26,287	28,152	-1,866	26,205	27,847	-1,642
Payments to the Postal Service fund .....	.....	.....	.....	93	.....	93	100	.....	100
Railroad Retirement Board:									
Federal windfall subsidy .....	13	.....	13	67	.....	67	73	.....	73
Federal payments to the railroad retirement accounts ..	(*)	.....	(*)	171	.....	171	211	.....	211
Railroad unemployment insurance trust fund:									
Benefit payments .....	11	.....	11	45	.....	45	33	.....	33
Administrative expenses .....	(*)	.....	(*)	(*)	.....	(*)	(*)	.....	(*)
Rail industry pension fund:									
Benefit payments .....	246	.....	246	1,230	.....	1,230	1,231	.....	1,231
Advances from FOASDI fund .....	-97	.....	-97	-661	.....	-661	-465	.....	-465
OASDI certifications .....	97	.....	97	661	.....	661	465	.....	465
Administrative expenses .....	7	.....	7	35	.....	35	38	.....	38
Interest on refunds of taxes .....	(*)	.....	(*)	1	.....	1	(*)	.....	(*)
Other .....	(*)	.....	(*)	2	.....	2	2	.....	2
Supplemental annuity pension fund:									
Benefit payments .....	6	.....	6	29	.....	29	31	.....	31
Interest on refund of taxes .....	(*)	.....	(*)	(*)	.....	(*)	(*)	.....	(*)
Railroad Social Security equivalent benefit account:									
Benefit payments .....	440	.....	440	2,152	.....	2,152	2,112	.....	2,112
Interest on refund of taxes .....	(*)	.....	(*)	1	.....	1	(*)	.....	(*)
Other .....	.....	.....	.....	.....	.....	.....	.....	.....	.....
Intrabudgetary transactions:									
Payments from other funds to the railroad retirement trust funds .....	.....	.....	.....	.....	.....	.....	.....	.....	.....
Other .....	.....	.....	.....	-171	.....	-171	-211	.....	-211
Total—Railroad Retirement Board .....	724	.....	724	3,562	.....	3,562	3,520	.....	3,520
Securities and Exchange Commission .....	11	.....	11	27	.....	27	8	.....	8
Smithsonian Institution .....	36	.....	36	217	.....	217	197	.....	197
Tennessee Valley Authority .....	738	1,016	-278	3,815	4,655	-839	3,329	3,342	-13
Other .....	76	50	25	-39	213	-251	11659	207	452
<b>Total—Other independent agencies .....</b>	<b>7,477</b>	<b>6,710</b>	<b>767</b>	<b>40,376</b>	<b>36,340</b>	<b>4,036</b>	<b>43,208</b>	<b>38,799</b>	<b>4,410</b>
<b>Undistributed offsetting receipts:</b>									
Other interest .....	.....	.....	.....	.....	(*)	(*)	.....	(*)	(*)
Employer share, employee retirement:									
Department of Health and Human Services:									
Federal hospital insurance trust fund:									
Federal employer contributions .....	-164	.....	-164	-849	.....	-849	-821	.....	-821
Postal Service employer contributions .....	-54	.....	-54	-275	.....	-275	-265	.....	-265
Payments for military service credits .....	.....	.....	.....	.....	.....	.....	.....	.....	.....
Department of State:									
Foreign Service retirement and disability fund .....	-10	.....	-10	-56	.....	-56	-49	.....	-49
Other Defense Civil Programs:									
Military retirement fund .....	-953	.....	-953	-4,664	.....	-4,664	-4,647	.....	-4,647
Office of Personnel Management:									
Civil service retirement and disability fund .....	-992	.....	-992	-5,143	.....	-5,143	-5,107	.....	-5,107
Social Security Administration (off-budget):									
Federal old-age and survivors insurance trust fund:									
Federal employer contributions .....	-566	.....	-566	-2,702	.....	-2,702	-2,660	.....	-2,660
Payments for military service credits .....	.....	.....	.....	.....	.....	.....	.....	.....	.....
Federal disability insurance trust fund:									
Federal employer contributions .....	-96	.....	-96	-459	.....	-459	-434	.....	-434
Payments for military service credits .....	.....	.....	.....	.....	.....	.....	.....	.....	.....
Other .....	(*)	.....	(*)	(*)	.....	(*)	(*)	.....	(*)
Total—Employer share, employee retirement .....	-2,836	.....	-2,836	-14,147	.....	-14,147	-13,983	.....	-13,983

**Table 5. Outlays of the U.S. Government, February 2001 and Other Periods—Continued**  
 [\$ millions]

Classification	This Month			Current Fiscal Year to Date			Prior Fiscal Year to Date		
	Gross Outlays	Applicable Receipts	Outlays	Gross Outlays	Applicable Receipts	Outlays	Gross Outlays	Applicable Receipts	Outlays
<b>Undistributed offsetting receipts:—Continued</b>									
Interest received by trust funds:									
Judicial Branch:									
Judicial survivors annuity fund .....	-6	.....	-6	-15	.....	-15	-14	.....	-14
Department of Health and Human Services:									
Federal hospital insurance trust fund .....	-26	.....	-26	-5,892	.....	-5,892	-5,141	.....	-5,141
Federal supplementary medical insurance trust fund .....	-16	.....	-16	-1,563	.....	-1,563	-1,319	.....	-1,319
Department of Labor:									
Unemployment trust fund .....	-6	.....	-6	-2,860	.....	-2,860	-2,586	.....	-2,586
Department of State:									
Foreign Service retirement and disability fund .....	(* *)	.....	(* *)	-371	.....	-371	-358	.....	-358
Department of Transportation:									
Oil spill liability trust fund .....	(* *)	.....	(* *)	-9	.....	-9	-4	.....	-4
Airport and airway trust fund .....	-6	.....	-6	-423	.....	-423	-375	.....	-375
Highway trust fund .....	.....	.....	.....	.....	.....	.....	.....	.....	.....
Department of Veterans Affairs:									
National service life insurance fund .....	-1	.....	-1	-428	.....	-428	-445	.....	-445
United States government life insurance fund .....	(* *)	.....	(* *)	-2	.....	-2	-3	.....	-3
Corps of Engineers .....	-30	.....	-30	-39	.....	-39	-36	.....	-36
Other Defense Civil Programs:									
Military retirement fund .....	-1,169	.....	-1,169	-6,819	.....	-6,819	-5,952	.....	-5,952
Educational benefits fund .....	-9	.....	-9	-26	.....	-26	-22	.....	-22
Armed Forces Retirement Home .....	-1	.....	-1	-3	.....	-3	-3	.....	-3
Environmental Protection Agency .....	-1	.....	-1	-15	.....	-15	-19	.....	-19
National Aeronautics and Space Administration .....	-1	.....	-1	-1	.....	-1	-1	.....	-1
Office of Personnel Management:									
Civil service retirement and disability fund .....	-27	.....	-27	-17,370	.....	-17,370	-16,648	.....	-16,648
Social Security Administration (off-budget):									
Federal old-age and survivors insurance trust fund ...	-76	.....	-76	-29,617	.....	-29,617	-25,732	.....	-25,732
Federal disability insurance trust fund .....	-13	.....	-13	-3,632	.....	-3,632	-2,978	.....	-2,978
Independent agencies:									
Railroad Retirement Board .....	-308	.....	-308	-1,181	.....	-1,181	-156	.....	-156
Other .....	-11	.....	-11	-22	.....	-22	-23	.....	-23
Other .....	-88	.....	-88	-131	.....	-131	-64	.....	-64
Total—Interest received by trust funds .....	-1,797	.....	-1,797	-70,422	.....	-70,422	-61,878	.....	-61,878
Rents and royalties on the outer continental shelf lands ..	.....	942	-942	.....	3,610	-3,610	.....	1,553	-1,553
Sale of major assets .....	.....	.....	.....	.....	.....	.....	.....	.....	.....
Spectrum auction proceeds .....	.....	1,024	-1,024	.....	1,024	-1,024	.....	(* *)	(* *)
<b>Total—Undistributed offsetting receipts .....</b>	<b>-4,633</b>	<b>1,967</b>	<b>-6,600</b>	<b>-84,569</b>	<b>4,634</b>	<b>-89,203</b>	<b>-75,861</b>	<b>1,553</b>	<b>-77,414</b>
<b>Total outlays .....</b>	<b>175,993</b>	<b>17,344</b>	<b>158,649</b>	<b>854,566</b>	<b>89,471</b>	<b>765,095</b>	<b>833,380</b>	<b>91,763</b>	<b>741,617</b>
<b>Total on-budget .....</b>	<b>135,889</b>	<b>12,317</b>	<b>123,573</b>	<b>694,647</b>	<b>61,303</b>	<b>633,344</b>	<b>680,759</b>	<b>63,913</b>	<b>616,847</b>
<b>Total off-budget .....</b>	<b>40,104</b>	<b>5,027</b>	<b>35,076</b>	<b>159,919</b>	<b>28,168</b>	<b>131,751</b>	<b>152,621</b>	<b>27,851</b>	<b>124,770</b>
<b>Total surplus (+) or deficit .....</b>			<b>-48,168</b>			<b>+25,867</b>			<b>+142</b>
<b>Total on-budget .....</b>			<b>-53,018</b>			<b>-39,716</b>			<b>-63,229</b>
<b>Total off-budget .....</b>			<b>+4,850</b>			<b>+65,582</b>			<b>+63,371</b>

**MEMORANDUM**

Receipts offset against outlays [\$ millions]

	Current Fiscal Year to Date	Comparable Period Prior Fiscal Year
Proprietary receipts .....	24,231	21,976
Intrabudgetary transactions .....	140,267	131,852
Governmental receipts .....	2,509	1,352
Total receipts offset against outlays .....	<u>167,007</u>	<u>155,179</u>

<sup>1</sup>Outlays for the Department of Commerce have been decreased by \$2 million and the outlays for the Department of Interior have been correspondingly increased by \$2 million in September 2000 to reflect additional reporting by the Department of Interior.

<sup>2</sup>Outlays have been increased and intrabudgetary transactions have been correspondingly increased by \$25 million in September 2000 to reflect additional reporting by the Department of State.

<sup>3</sup>Outlays have been decreased by \$20 million in September 2000 to reflect additional reporting by the Department of Treasury.

<sup>4</sup>Outlays have been increased by \$3 million in April 2000 to reflect additional reporting by the Department of Treasury.

<sup>5</sup>Outlays have been increased and intrabudgetary transactions have been correspondingly increased by \$10 million in September 2000 to reflect additional reporting by the Corps of Engineers.

<sup>6</sup>Outlays have been increased by \$3 million in October 2000 and correspondingly decreased by \$3 million in September 2000 to reflect additional reporting by the Executive Office of the President.

<sup>7</sup>Proprietary receipts from the public have been increased by \$4 million and intrabudgetary transaction have been correspondingly decreased by \$4 million in September 2000 to reflect additional reporting by the Department of Treasury.

<sup>8</sup>Includes FICA and SECA tax credits, non-contributory military service credits, special benefits for the aged, and credit for the unnegotiated OASI benefit checks.

<sup>9</sup>Outlays have been decreased by \$3 million in October 2000 and correspondingly increased by \$3 million in September 2000 to reflect additional reporting by the Executive Office of the President.

<sup>10</sup>The Postal Service accounting is composed of thirteen 28-day periods. To conform with the MTS calendar-month reporting basis used by all other Federal agencies, the MTS reflects USPS results through February 25<sup>th</sup> and estimates for \$362 million through February 28<sup>th</sup>.

<sup>11</sup>Outlays for the Federal Financial Institutions Examination Council have been increased by \$3 million in September 2000 to reflect additional reporting by the General Services Administration.

... No Transactions.

(\* \*) Less than \$500,000.

Note: Details may not add to totals due to rounding.

**Table 6. Means of Financing the Deficit or Disposition of Surplus by the U.S. Government, February 2001 and Other Periods**

[\$ millions]

Assets and Liabilities Directly Related to Budget Off-budget Activity	Net Transactions (-) denotes net reduction of either liability or asset accounts			Account Balances Current Fiscal Year		
	This Month	Fiscal Year to Date		Beginning of		Close of This month
		This Year	Prior Year	This Year	This Month	
<b>Liability accounts:</b>						
Borrowing from the public:						
Public debt securities, issued under general Financing authorities:						
Obligations of the United States, issued by:						
United States Treasury .....	19,789	61,681	79,062	5,659,178	5,701,071	5,720,859
Federal Financing Bank .....	.....	.....	.....	15,000	15,000	15,000
Total, public debt securities .....	19,789	61,681	79,062	5,674,178	5,716,071	5,735,859
Plus premium on public debt securities .....	406	302	-83	2,699	2,594	3,000
Less discount on public debt securities .....	343	-2,579	920	75,541	72,620	72,962
Total public debt securities net of Premium and discount .....	19,853	64,562	78,059	5,601,336	5,646,045	5,665,898
Agency securities, issued under special financing authorities (see Schedule B. for other Agency borrowing, see Schedule C) .....	-279	-793	-428	27,672	27,158	26,879
Total federal securities .....	19,573	63,769	77,632	5,629,009	5,673,204	5,692,777
Deduct:						
Federal securities held as investments of government accounts (see Schedule D) .....	5,092	98,041	96,937	2,235,763	2,328,712	2,333,804
Less discount on federal securities held as investments of government accounts .....	618	352	87	16,867	16,601	17,219
Net federal securities held as investments of government accounts .....	4,473	97,689	96,850	2,218,896	2,312,111	2,316,585
Total borrowing from the public .....	15,100	-33,920	-19,219	3,410,113	3,361,093	3,376,193
Accrued interest payable to the public .....	-17,054	-15,033	-10,417	44,211	46,232	29,178
Allocations of special drawing rights .....	-510	-27	-238	6,359	6,842	6,333
Deposit funds .....	929	3,323	732	2,806	5,200	6,129
Miscellaneous liability accounts (includes checks outstanding etc.) .....	3,196	-483	816	3,959	280	3,476
<b>Total liability accounts .....</b>	<b>1,661</b>	<b>-46,140</b>	<b>-28,326</b>	<b>3,467,448</b>	<b>3,419,647</b>	<b>3,421,308</b>
<b>Asset accounts (deduct)</b>						
Cash and monetary assets:						
U.S. Treasury operating cash: <sup>2</sup>						
Federal Reserve account .....	-301	-3,504	-1,637	8,459	5,256	4,956
Tax and loan note accounts .....	-45,416	-28,042	-32,859	44,199	61,574	16,158
Balance .....	-45,717	-31,545	-34,496	52,659	66,830	21,113
Special drawing rights:						
Total holdings .....	-655	324	-9	10,316	11,296	10,641
SDR certificates issued to Federal Reserve Banks .....	.....	1,000	1,000	-3,200	-2,200	-2,200
Balance .....	-655	1,324	991	7,116	9,096	8,441
Reserve position on the U.S. quota in the IMF:						
U.S. subscription to International Monetary Fund:						
Direct quota payments .....	.....	.....	.....	46,525	46,525	46,525
Maintenance of value adjustments .....	-197	-201	-1,798	1,691	1,687	1,490
Letter of credit issued to IMF .....	-903	1,356	-1,755	-35,827	-33,568	-34,471
Dollar deposits with the IMF .....	-3	-4	-5	-117	-118	-121
Receivable/Payable (-) for interim maintenance of value adjustments .....	130	-732	1,155	1,418	556	686
Balance .....	-974	419	-2,403	13,690	15,082	14,109
Loans to International Monetary Fund .....	.....	.....	.....	.....	.....	.....
Other cash and monetary assets .....	-949	48	1,131	24,937	25,933	24,985
Total cash and monetary assets .....	-48,294	-29,754	-34,777	98,401	116,941	68,647
Net Activity, Guaranteed Loan Financing .....	289	-493	146	-22,956	-23,738	-23,449
Net Activity, Direct Loan Financing .....	178	5,345	7,147	105,459	110,626	110,804
Miscellaneous asset accounts .....	1,080	759	-700	-107	-428	652
<b>Total asset accounts .....</b>	<b>-46,747</b>	<b>-24,143</b>	<b>-28,184</b>	<b>180,798</b>	<b>203,401</b>	<b>156,655</b>
<b>Excess of liabilities (+) or assets (-) .....</b>	<b>+48,408</b>	<b>-21,997</b>	<b>-142</b>	<b>+3,286,651</b>	<b>+3,216,246</b>	<b>+3,264,653</b>
Transactions not applied to current year's surplus or deficit (see Schedule a for Details) .....	-240	-3,869	1	.....	-3,629	-3,869
<b>Total budget and off-budget federal entities (financing of deficit (+) or disposition of surplus (-)) .....</b>	<b>+48,168</b>	<b>-25,867</b>	<b>-142</b>	<b>+3,286,651</b>	<b>+3,212,616</b>	<b>+3,260,784</b>

<sup>1</sup>Includes an adjustment of -\$20 million in September 2000 to reflect additional reporting by the Department of Treasury.

<sup>2</sup>Major sources of information used to determine Treasury's operating cash income include Federal Reserve Banks, the Treasury Regional Finance Centers, the Internal Revenue Service

Centers, the Bureau of the Public Debt and various electronic systems. Deposits are reflected as received and withdrawals are reflected as processed.

... No Transactions.

(\* \*) Less than \$500,000.

Note: Details may not add to totals due to rounding.

**Table 6. Schedule A—Analysis of Change in Excess of Liabilities of the U.S. Government, February 2001 and Other Periods**

Classification	[\$ millions]		
	This Month	Fiscal Year to Date	
		This Year	Prior Year
<b>Excess of liabilities beginning of period:</b>			
Based on composition of unified budget in preceding period .....	3,216,266	3,286,581	3,519,805
Adjustments during current fiscal year for changes in composition of unified budget:			
Revisions by federal agencies to the prior budget results .....	-20	70	556
Excess of liabilities beginning of period (current basis) .....	3,216,246	3,286,651	3,520,361
<b>Budget surplus (-) or deficit:</b>			
Based on composition of unified budget in prior fiscal year .....	48,168	-25,867	-142
Changes in composition of unified budget .....	.....	.....	.....
Total surplus (-) or deficit (Table 2) .....	48,168	-25,867	-142
Total-on-budget (Table 2) .....	53,018	39,716	63,229
Total-off-budget (Table 2) .....	-4,850	-65,582	-63,371
<b>Transactions not applied to current year's surplus or deficit:</b>			
Seigniorage .....	-398	-398	.....
Premium/Discount on buyback of U.S. Treasury securities .....	638	4,267	.....
Profit on sale of gold .....	(* *)	(* *)	-1
Reclassification of aged unreconciled accounts .....	.....	(* *)	.....
Total-transactions not applied to current year's surplus or deficit .....	240	3,869	-1
<b>Excess of liabilities close of period .....</b>	<b>3,264,653</b>	<b>3,264,653</b>	<b>3,520,219</b>

**Table 6. Schedule B—Securities Issued by Federal Agencies Under Special Financing Authorities, February 2001 and Other Periods**

Classification	[\$ millions]					
	This Month	Net Transactions (-) denotes net reduction of liability accounts		Account Balances Current Fiscal Year		
		Fiscal Year to Date		Beginning of		Close of This month
This Year	Prior Year	This Year	This Month			
<b>Agency securities, issued under special financing authorities:</b>						
Obligations of the United States, issued by:						
Federal Deposit Insurance Corporation:						
FSLIC resolution fund .....	.....	.....	.....	63	63	63
Obligations guaranteed by the United States, issued by:						
Department of Housing and Urban Development:						
Federal Housing Administration .....	16	64	40	227	275	291
Obligations not guaranteed by the United States, issued by:						
Legislative Branch:						
Architect of the Capitol .....	-7	-2	-2	173	178	171
Independent agencies:						
Farm Credit System Financial Assistance Corporation .....	.....	.....	.....	775	775	775
Federal Communications Commission .....	.....	.....	.....	125	125	125
National Archives and Records Administration .....	-3	-3	.....	271	271	268
Postal Service .....	.....	.....	-250	51	51	51
Tennessee Valley Authority .....	-285	-852	-216	25,987	25,420	25,135
<b>Total, agency securities .....</b>	<b>-279</b>	<b>-793</b>	<b>-428</b>	<b>27,672</b>	<b>27,158</b>	<b>26,879</b>

... No Transactions.

(\* \*) Less than \$500,000.

Note: Details may not add to totals due to rounding.

**Table 6. Schedule C (Memorandum)—Federal Agency Borrowing Financed Through the Issue of Public Debt Securities, February 2001 and Other Periods**

[\$ millions]

Classification	Transactions			Account Balances Current Fiscal Year		
	This Month	Fiscal Year to Date		Beginning of		Close of This month
		This Year	Prior Year	This Year	This Month	
<b>Borrowing from the Treasury:</b>						
Department of Agriculture:						
Farm Service Agency:						
Commodity Credit Corporation .....	1,248	-6,175	-7,431	23,800	16,376	17,625
Agricultural credit insurance fund .....		1,155	1,770	3,170	4,325	4,325
Farm storage facility loans .....		100		349	449	449
Apple loans fund .....		95			95	95
Emergency boll weevil loan fund .....		8			8	8
Natural Resources Conservation Service .....				4	4	4
Rural Housing Service:						
Rural community facility loans fund .....		10		806	816	816
Rural housing insurance .....				8,607	8,607	8,607
Rural Business – Cooperative Service:						
Rural business and industry loans .....		15		80	95	95
Rural development loan fund .....				163	163	163
Rural economic development loan fund .....				62	62	62
Rural Utilities Service:						
Rural water and waste disposal fund .....		100		3,395	3,495	3,495
Rural communication development fund .....				25	25	25
Rural electrification and telecommunications fund .....		537	-25	10,077	10,614	10,614
Rural telephone bank .....	46	12	-25	295	261	307
Distance learning and telemedicine program .....				2	2	2
Rural development insurance fund .....		-265	-105	896	631	631
Foreign Agricultural Service .....	15	11		729	725	739
Department of Commerce:						
National Oceanic and Atmospheric Administration:						
Fisheries finance .....		13	9	145	159	159
Fishing vessel obligations .....				10	10	10
Department of Education:						
College housing and academic facilities loans .....		-73		369	295	295
Federal direct student loan program .....		10,321	3,975	65,347	75,668	75,668
Department of Energy:						
Bonneville Power Administration fund .....		135	44	2,513	2,648	2,648
Department of Housing and Urban Development:						
Public and Indian Housing Programs:						
Low-rent public housing – loans and other expenses .....		25	25		25	25
Housing Programs:						
Federal Housing Administration .....				7,155	7,155	7,155
Housing for the elderly and handicapped .....			-425	3,653	3,653	3,653
Department of Interior:						
Bureau of Reclamation loan fund .....		13	21	103	116	116
Helium fund .....				252	252	252
Bureau of Indian Affairs .....				26	26	26
Assistance to American Samoa loan fund .....		13			13	13
Department of Justice:						
Federal Prison Industries, Incorporated .....				20	20	20
Department of State:						
Repatriation loans .....		(*)		(*)	(*)	(*)
Department of Transportation:						
Minority business resource center fund .....			12	11	11	11
Federal Aviation Administration:						
Aircraft purchase loan guarantee program .....				(*)	(*)	(*)
Federal Highway Administration:						
Transportation infrastructure finance and innovation fund .....				295	295	295
Federal Railroad Administration:						
Alameda corridor project .....				454	454	454
Other .....				(*)	(*)	(*)
Maritime Administration .....			8			
Department of Treasury:						
Community development financial institutions fund .....				15	15	15
Federal Financing Bank revolving fund .....	-424	-3,913	-2,934	27,836	24,347	23,923
Department of Veterans Affairs:						
Veterans housing benefit program fund .....		1,660	2,066	1,799	3,459	3,459
Native American veteran housing fund .....		3	20	17	20	20
Vocational rehabilitation loan fund .....		2	2	1	3	3
Corps of Engineers:						
Washington aqueduct .....	1	-4	-11	18	12	13
Environmental Protection Agency:						
Abatement, control, and compliance loan program .....				38	38	38
Federal Emergency Management Agency:						
National insurance development fund .....		-25	204	345	320	320
Disaster assistance loan fund .....				59	59	59

**Table 6. Schedule C (Memorandum)—Federal Agency Borrowing Financed Through the Issue of Public Debt Securities, February 2001 and Other Periods—Continued**

[\$ millions]

Classification	Transactions			Account Balances Current Fiscal Year		
	This Month	Fiscal Year to Date		Beginning of		Close of This month
		This Year	Prior Year	This Year	This Month	
<b>Borrowing from the Treasury:—Continued</b>						
General Services Administration:						
Columbia Hospital for Women .....				8	8	8
Land acquisition and development fund .....				(* *)	(* *)	(* *)
International Assistance Program:						
International Security Assistance:						
Foreign military loan program .....	493	376		1,379	1,872	1,872
Military debt reduction .....		9		2	2	2
Agency for International Development:						
International debt reduction .....			-57	115	115	115
Microenterprise and small enterprise development .....				2	2	2
Overseas Private Investment Corporation .....	7	18		63	74	81
Small Business Administration:						
Business loan fund .....	-120	-18		430	311	311
Disaster loan fund .....	-564	-827		9,582	9,018	9,018
Independent agencies:						
Export-Import Bank of the United States .....			62	6,683	6,683	6,683
Federal Communications Commission:						
Spectrum auction loan fund .....				5,307	5,307	5,307
Presidio trust fund .....				40	40	40
Railroad Retirement Board:						
Rail industry pension fund .....				2,128	2,128	2,128
Social Security equivalent benefit account .....	252	1,291	1,230	2,746	3,784	4,037
Smithsonian Institution:						
John F. Kennedy Center parking facilities .....				20	20	20
Tennessee Valley Authority .....				150	150	150
<b>Total agency borrowing from the Treasury financed through public debt securities issued .....</b>	<b>1,146</b>	<b>4,888</b>	<b>-2,025</b>	<b>191,596</b>	<b>195,339</b>	<b>196,484</b>
<b>Borrowing from the Federal Financing Bank:</b>						
Department of Agriculture:						
Rural Housing Service:						
Rural housing insurance fund .....		-385	-610	5,540	5,155	5,155
Rural Utilities Service:						
Rural electrification and telecommunications fund .....	84	292	131	17,317	17,525	17,609
Rural development insurance fund .....		-340		3,410	3,070	3,070
Department of Defense:						
Department of Navy .....				1,624	1,624	1,624
Defense agencies .....		-98	-91	-577	-675	-675
Department of Education:						
Historically Black college and university capital financing fund .....		2	10	21	22	22
Department of Health and Human Services:						
Medical facilities guarantee and loan fund .....		(* *)		1	(* *)	(* *)
Health maintenance organization loan and loan guarantee fund .....				(* *)	(* *)	(* *)
Department of Housing and Urban Development:						
Low-rent housing – loans and other expenses .....		-70	-71	1,348	1,279	1,279
Community development grants .....		-1	-1	10	9	9
Department of Interior:						
Assistance to territories .....		-1	-1	15	14	14
Department of Transportation:						
Railroad rehabilitation and improvement loan fund .....		(* *)	(* *)	4	3	3
General Services Administration:						
Federal buildings fund .....	3	-17	-43	2,313	2,293	2,295
International Assistance Program:						
Foreign military financing program .....	-34	-99	-93	2,390	2,325	2,291
Small Business Administration:						
Business loan fund .....	-2	-12	-16	159	150	148
Independent agencies:						
National Credit Union Administration .....		4	40		4	4
Postal Service .....	-475	-3,187	-2,189	9,262	6,550	6,075
<b>Total borrowing from the Federal Financing Bank .....</b>	<b>-424</b>	<b>-3,913</b>	<b>-2,934</b>	<b>42,837</b>	<b>39,349</b>	<b>38,925</b>

Note: This table includes lending by the Federal Financing Bank accomplished by the purchase of agency financial assets, by the acquisition of agency debt securities, and by direct loans on behalf of an agency. The Federal Financing Bank borrows from Treasury and issues its own securities and in turn may loan these funds to agencies in lieu of agencies borrowing directly through Treasury or issuing their own securities.

... No Transactions.

(\* \*) Less than \$500,000.

Note: Details may not add to totals due to rounding.

**Table 6. Schedule D—Investments of Federal Government Accounts in Federal Securities, February 2001 and Other Periods**

[\$ millions]

Classification	Net Purchases or Sales (-)		Securities Held as Investments Current Fiscal Year			
	This Month	Fiscal Year to Date		Beginning of		Close of This month
		This Year	Prior Year	This Year	This Month	
<b>Federal funds:</b>						
Department of Agriculture .....	2	10	5	22	29	31
Department of Commerce .....	.....	-1	.....	4	3	3
Department of Defense—Military:						
Defense cooperation account .....	.....	(* *)	(* *)	1	1	1
Department of Energy .....	1,150	2,463	1,098	19,713	21,026	22,177
Department of Housing and Urban Development:						
Housing Programs:						
Federal Housing Administration fund .....	-398	1,109	1,707	17,266	18,773	18,376
Government National Mortgage Association:						
Guarantees of mortgage-backed securities .....	80	201	210	6,190	6,311	6,391
Other .....	.....	256	-205	.....	256	256
Department of the Interior .....	-23	20	51	3,477	3,520	3,497
Department of Labor .....	594	639	423	10,578	10,623	11,217
Department of Transportation .....	(* *)	4	(* *)	107	110	110
Department of the Treasury .....	79	-1,106	-810	11,417	10,232	10,311
Department of Veterans Affairs:						
Canteen service revolving fund .....	.....	-3	-1	39	36	36
Veterans reopened insurance fund .....	-4	(* *)	3	500	504	500
Servicemen's group life insurance fund .....	.....	(* *)	(* *)	5	5	5
Independent agencies:						
Export-Import Bank of the United States .....	.....	-1,064	480	1,064	.....	.....
Federal Deposit Insurance Corporation:						
Bank insurance fund .....	192	685	50	29,326	29,818	30,010
Savings association insurance fund .....	88	315	320	10,747	10,974	11,062
FSLIC resolution fund .....	10	-30	10	2,508	2,468	2,477
National Credit Union Administration .....	-9	146	-36	4,372	4,528	4,518
Postal Service .....	-403	-1,086	-809	1,086	403	.....
Other .....	53	949	198	3,619	4,515	4,568
Other .....	104	-137	-346	4,512	4,271	4,375
Total public debt securities .....	1,515	3,370	2,350	126,551	128,406	129,921
<b>Total Federal funds .....</b>	<b>1,515</b>	<b>3,370</b>	<b>2,350</b>	<b>126,551</b>	<b>128,406</b>	<b>129,921</b>
<b>Trust funds:</b>						
Legislative Branch:						
Library of Congress .....	2	18	3	33	49	51
United States Tax Court .....	(* *)	(* *)	(* *)	7	7	7
Other .....	1	2	1	39	40	41
Judicial Branch:						
Judicial retirement funds .....	-11	21	48	497	529	518
Department of Agriculture .....	(* *)	-1	.....	2	1	1
Department of Defense—Military:						
Voluntary separation incentive fund .....	23	21	72	886	885	907
Other .....	-1	-4	6	62	58	57



**Table 6. Schedule D—Investments of Federal Government Accounts in Federal Securities, February 2001 and Other Periods—Continued**

[\$ millions]

Classification	Net Purchases or Sales (-)			Securities Held as Investments Current Fiscal Year		
	This Month	Fiscal Year to Date		Beginning of		Close of This month
		This Year	Prior Year	This Year	This Month	
<b>Trust Funds—Continued</b>						
Department of Health and Human Services:						
Federal hospital insurance trust fund .....	97	14,746	-5,544	168,859	183,507	183,604
Federal supplementary medical insurance trust fund .....	524	504	19,948	45,075	45,055	45,579
Other .....	25	59	62	1,598	1,631	1,656
Department of the Interior .....	.....	.....	-387	(* *)	(* *)	(* *)
Department of Justice .....	2	-3	76	101	96	98
Department of Labor:						
Unemployment trust fund .....	38	-459	212	86,399	85,902	85,941
Other .....	43	-8	8	64	13	56
Department of State:						
Foreign Service retirement and disability fund .....	-37	374	360	10,658	11,068	11,031
Other .....	2	3	3	.....	1	3
Department of Transportation:						
Airport and airway trust fund .....	86	643	237	13,097	13,654	13,740
Highway trust fund .....	707	-4,999	-2,333	31,023	25,316	26,023
Other .....	39	19	99	2,392	2,372	2,411
Department of Treasury .....	131	52	41	338	259	390
Department of Veterans Affairs:						
General post fund, national homes .....	(* *)	-4	2	57	53	53
National service life insurance .....	-86	23	40	11,804	11,914	11,827
United States government life insurance fund .....	-1	-2	-2	73	72	71
Veterans special life insurance fund .....	-9	32	31	1,709	1,750	1,741
Corps of Engineers .....	-200	57	39	2,085	2,342	2,142
Other Defense Civil Programs:						
Military retirement fund .....	-644	14,176	13,505	149,348	164,168	163,524
Other .....	-8	12	59	937	957	949
Environmental Protection Agency .....	107	-26	6	5,795	5,662	5,769
Federal Emergency Management Agency .....	.....	(* *)	(* *)	1	2	2
National Aeronautics and Space Administration .....	.....	(* *)	(* *)	14	13	13
Office of Personnel Management:						
Civil service retirement and disability fund:						
Public debt securities .....	-2,536	5,113	5,100	511,986	519,635	517,099
Agency securities .....	.....	.....	-250	51	51	51
Employees life insurance fund .....	298	653	770	22,372	22,727	23,025
Employees and retired employees health benefits fund .....	213	109	538	5,989	5,886	6,099
Social Security Administration:						
Federal old-age and survivors insurance trust fund .....	3,830	55,382	54,207	893,519	945,071	948,901
Federal disability insurance trust fund .....	934	7,956	7,791	113,707	120,729	121,663
Independent agencies:						
Harry S. Truman Memorial Scholarship trust fund .....	.....	-1	1	58	57	57
Japan-United States Friendship Commission .....	(* *)	(* *)	(* *)	42	42	42
Railroad Retirement Board .....	55	317	-54	24,823	25,086	25,141
Other .....	-48	-114	-109	3,711	3,645	3,597
Total public debt securities .....	3,576	94,670	94,838	2,109,161	2,200,256	2,203,832
Total agency securities .....	.....	.....	-250	51	51	51
<b>Total trust funds .....</b>	<b>3,576</b>	<b>94,670</b>	<b>94,588</b>	<b>2,109,212</b>	<b>2,200,307</b>	<b>2,203,883</b>
<b>Grand total .....</b>	<b>5,092</b>	<b>98,041</b>	<b>96,937</b>	<b>2,235,763</b>	<b>2,328,712</b>	<b>2,333,804</b>

... No Transactions.  
 (\* \*) Less than \$500,000.

Note: Investments are in public debt securities unless otherwise noted.  
 Note: Details may not add to totals due to rounding.

**Table 6. Schedule E—Net Activity, Guaranteed and Direct Loan Financing, February 2001 and Other Periods**

[\$ millions]

Classification	Net Transactions (-) denotes net reduction of asset accounts			Account Balances Current Fiscal Year		
	This Month	Fiscal Year to Date		Beginning of		Close of This month
		This Year	Prior Year	This Year	This Month	
<b>Guaranteed Loan Financing Activity:</b>						
Department of Agriculture:						
Farm Service Agency:						
Commodity Credit Corporation export fund .....	-44	-127	-139	-774	-858	-901
Agricultural credit insurance fund .....	-1	2	-7	-265	-262	-263
Rural Housing Service:						
Rural community facility loans .....	(*)	(*)	(*)	1	1	1
Rural housing insurance fund .....	3	13	10	-195	-186	-182
Rural Business-Cooperative Service:						
Rural business and industry loans .....	9	31	33	-59	-36	-28
Rural Utilities Service:						
Rural water and waste disposal fund .....	(*)	(*)	(*)	-24	-24	-24
Department of Commerce:						
National Oceanic and Atmospheric Administration:						
Fishing vessel obligations .....	(*)	-1	-1	7	7	7
Department of Defense—Military .....	-4	-2	(*)	-5	-3	-7
Department of Education:						
Office of Student Financial Assistance:						
Federal family education loans .....	356	185	1,067	-10,464	-10,634	-10,278
Department of Health and Human Services:						
Health Resources and Services Administration:						
Health center loans .....	(*)	(*)	(*)	(*)	(*)	(*)
Health education assistance loans .....	(*)	3	4	-305	-302	-302
Department of Housing and Urban Development:						
Public and Indian Housing Programs:						
Indian housing loans .....	(*)	-1	(*)	-8	-9	-9
Community Planning and Development:						
Community development loans .....	(*)	(*)	-1	-22	-23	-23
Housing Programs:						
FHA-Mutual mortgage insurance loans .....	185	181	254	3,211	3,207	3,392
FHA-General and special risk fund .....	-55	-112	-56	-832	-888	-944
Government National Mortgage Association:						
Guarantees of mortgaged-backed securities .....	-33	-160	-158	-615	-742	-775
Department of the Interior:						
Bureau of Indian Affairs .....	-2	-2	-2	-43	-43	-45
Department of Transportation:						
Maritime Administration .....	-7	-19	16	-270	-282	-289
Department of Veterans Affairs:						
Veterans Benefits Administration:						
Veterans housing benefit program fund .....	-97	-119	-222	-5,129	-5,151	-5,248
International Assistance Program:						
Agency for International Development:						
Ukraine export credit insurance fund .....	(*)	(*)	(*)	-32	-32	-32
Loan guarantees to Israel .....	(*)	(*)	(*)	-587	-587	-587
Urban and environmental credit guaranteed loans .....	(*)	(*)	5	-77	-77	-77
Microenterprise and small enterprise development .....	(*)	(*)	(*)	-2	-2	-2
Development credit authority loan fund .....	(*)	(*)	(*)	(*)	(*)	(*)
Overseas Private Investment Corporation .....	-2	-30	-32	-452	-480	-481
Small Business Administration:						
Business loan fund .....	28	-12	36	-906	-945	-918
Independent agencies:						
Export-Import Bank of the United States .....	-46	-325	-664	-5,109	-5,389	-5,434
<b>Net Activity, Guaranteed Loan Financing .....</b>	<b>289</b>	<b>-493</b>	<b>146</b>	<b>-22,956</b>	<b>-23,738</b>	<b>-23,449</b>
<b>Direct Loan Financing Activity:</b>						
Department of Agriculture:						
Farm Service Agency:						
Agricultural credit insurance fund .....	36	-133	-98	2,822	2,653	2,689
Farm storage facility loans .....	2	49	(*)	10	57	59
Apple loans fund .....	1	1	(*)	(*)	(*)	1
Emergency boll weevil loan fund .....	8	8	(*)	(*)	(*)	8
Natural Resources Conservation Service:						
Agricultural resource conservation demonstration program .....	(*)	1	1	-1	(*)	(*)
Rural Housing Service:						
Rural community facility loans fund .....	5	24	23	567	586	591
Rural housing insurance fund .....	-10	69	82	8,406	8,485	8,475
Rural Business-Cooperative Service:						
Rural business and industry loan fund .....	1	14	10	68	80	82
Rural development loan fund .....	1	4	4	151	155	155
Rural economic development loan fund .....	-1	(*)	-1	57	57	57
Rural Utilities Service:						
Rural water and waste disposal loans .....	13	151	199	2,481	2,619	2,632
Rural electrification and telecommunications fund .....	97	611	396	6,572	7,086	7,183
Rural telephone bank .....	5	18	1	221	234	239

**Table 6. Schedule E—Net Activity, Guaranteed and Direct Loan Financing, February 2001 and Other Periods—Continued**

[\$ millions]

Classification	Net Transactions (-) denotes net reduction of asset accounts			Account Balances Current Fiscal Year		
	This Month	Fiscal Year to Date		Beginning of		Close of This month
		This Year	Prior Year	This Year	This Month	
<b>Direct Loan Financing Activity:—Continued</b>						
Department of Agriculture:—Continued						
Distance learning and telemedicine program .....	1	1	(**)	1	1	2
Rural development insurance fund .....	.....	.....	.....	1,065	1,065	1,065
Foreign Agricultural Service:						
P.L. 480 direct loan fund .....	2	-11	4	505	492	494
International debt reduction .....	(**)	(**)	.....	15	15	15
P.L. 480, title 1, Food for progress credits .....	.....	-56	-14	175	119	119
Department of Commerce:						
National Oceanic and Atmospheric Administration:						
Fisheries finance .....	4	10	2	128	134	139
Department of Education:						
Office of Postsecondary Education:						
College housing and academic facilities loans .....	(**)	-1	1	22	21	21
Historically Black college and university capital financing fund .....	.....	2	10	21	22	22
Office of Student Financial Assistance:						
Federal direct student loan program .....	554	5,453	5,446	63,081	67,979	68,534
Department of Housing and Urban Development:						
Housing Programs:						
FHA-Mutual mortgage insurance loans .....	(**)	(**)	(**)	-6	-6	-6
FHA-General and special risk fund .....	.....	(**)	(**)	(**)	(**)	(**)
Department of the Interior:						
Bureau of Reclamation .....	5	13	5	91	100	105
Bureau of Indian Affairs .....	(**)	-1	-1	17	16	16
Assistance to American Samoa loan fund .....	-2	8	.....	.....	10	8
Department of State:						
Administration of Foreign Affairs:						
Repatriation loans .....	(**)	(**)	(**)	-2	-3	-3
Department of Transportation:						
Office of the Secretary:						
Minority business resource center .....	.....	(**)	1	7	7	7
Federal Highway Administration:						
Transportation infrastructure finance and innovation fund .....	.....	.....	.....	295	295	295
Federal Railroad Administration:						
Alameda corridor project .....	.....	.....	.....	454	454	454
Railroad rehabilitation and improvement loan fund .....	.....	(**)	(**)	2	2	2
Amtrak corridor improvement loans .....	.....	.....	.....	-1	-1	-1
Department of the Treasury:						
Departmental Offices:						
Community development financial institutions fund .....	(**)	1	(**)	9	9	10
Financial Management Service .....	.....	.....	.....	(**)	(**)	(**)
Department of Veterans Affairs:						
Veterans Benefits Administration:						
Veterans housing benefit program fund .....	-420	-98	33	1,490	1,812	1,392
Native American veteran housing fund .....	(**)	(**)	(**)	16	16	16
Vocational rehabilitation loan fund .....	(**)	(**)	(**)	1	1	1
Environmental Protection Agency:						
Abatement, control, and compliance loan program .....	(**)	-2	-2	31	29	29
Federal Emergency Management Agency:						
Disaster assistance loan fund .....	-1	-2	(**)	-9	-10	-11
General Services Administration:						
Columbia Hospital for Women .....	.....	.....	.....	7	7	7
International Assistance Program:						
International Security Assistance:						
Foreign military loan program .....	-110	-190	-164	1,310	1,229	1,120
Military debt reduction .....	.....	-1	-3	2	1	1
Agency for International Development:						
International debt reduction .....	.....	-4	-3	4	-1	-1
Microenterprise and small enterprise development .....	.....	(**)	.....	1	1	1
Overseas Private Investment Corporation .....	6	-3	-7	29	20	26
Small Business Administration:						
Business loan fund .....	1	-98	5	-32	-131	-130
Disaster loan fund .....	10	-188	1,107	4,509	4,312	4,321
Independent agencies:						
Export-Import Bank of the United States .....	-26	123	477	5,572	5,720	5,694
Federal Communications Commission:						
Spectrum auction loan fund .....	-4	-427	-368	5,297	4,875	4,870
<b>Net Activity, Direct Loan Financing .....</b>	<b>178</b>	<b>5,345</b>	<b>7,147</b>	<b>105,459</b>	<b>110,626</b>	<b>110,804</b>

Note: Federal credit programs provide benefits to the public in the form of direct loans and loan guarantees. This table reflects cash transactions and balances of the nonbudgetary financing fund accounts that result from the disbursement of loans, collection of fees, repayment of principle, sale of collateral, interest, and subsidy received from the credit program accounts at net present value in accordance with the *Credit Reform Act of 1990*. Unreimbursed costs such as

administrative expenses and subsidy payments are reported on a cash basis and included within each program's budgetary totals in Table 5.

... No Transactions.

(\*\*) Less than \$500,000.

Note: Details may not add to totals due to rounding.

**Table 7. Receipts and Outlays of the U.S. Government by Month, Fiscal Year 2001**  
 [\$ millions]

Classification	Oct.	Nov.	Dec.	Jan.	Feb.	March	April	May	June	July	Aug.	Sept.	Fiscal Year To Date	Comparable Period Prior F.Y.
<b>Receipts:</b>														
Individual income taxes .....	75,969	60,489	83,485	135,702	48,030								403,675	372,554
Corporation income taxes .....	1,709	2,047	51,307	5,712	-1,499								59,275	55,891
Social insurance and retirement receipts:														
Employment and general retirement .....	45,247	48,536	52,932	62,259	50,868								259,842	242,591
Unemployment insurance .....	1,509	2,431	260	1,596	2,147								7,943	7,781
Other retirement .....	399	416	367	359	457								1,999	1,937
Excise taxes .....	4,235	6,030	5,865	5,307	4,074								25,512	26,355
Estate and gift taxes .....	2,868	2,141	1,863	2,403	1,879								11,154	11,478
Customs duties .....	1,900	1,640	1,461	1,694	1,474								8,169	7,689
Miscellaneous receipts .....	1,275	1,935	2,949	4,183	3,050								13,392	15,481
<b>Total—Receipts this year .....</b>	<b>135,111</b>	<b>125,666</b>	<b>200,489</b>	<b>219,215</b>	<b>110,481</b>								<b>790,961</b>	<b>.....</b>
<b>(On-budget) .....</b>	<b>101,120</b>	<b>89,215</b>	<b>161,737</b>	<b>171,001</b>	<b>70,555</b>								<b>593,628</b>	<b>.....</b>
<b>(Off-budget) .....</b>	<b>33,990</b>	<b>36,450</b>	<b>38,752</b>	<b>48,214</b>	<b>39,926</b>								<b>197,333</b>	<b>.....</b>
<i>Total—Receipts prior year .....</i>	<i>121,035</i>	<i>121,375</i>	<i>201,196</i>	<i>189,478</i>	<i>108,675</i>								<i>.....</i>	<i>741,758</i>
<i>(On budget) .....</i>	<i>89,009</i>	<i>86,909</i>	<i>162,772</i>	<i>143,838</i>	<i>71,090</i>								<i>.....</i>	<i>553,617</i>
<i>(Off budget) .....</i>	<i>32,026</i>	<i>34,466</i>	<i>38,424</i>	<i>45,640</i>	<i>37,585</i>								<i>.....</i>	<i>188,141</i>
<b>Outlays</b>														
Legislative Branch .....	521	229	229	228	207								1,414	1,391
Judicial Branch .....	283	401	338	350	353								1,726	1,652
Department of Agriculture:														
Commodity Credit Corporation and Foreign Agricultural Service .....	4,491	3,584	2,972	3,290	1,191								15,527	22,752
Other .....	3,888	3,172	4,276	3,832	4,054								19,222	18,013
Department of Commerce .....	511	490	442	358	376								2,177	2,372
Department of Defense:														
Military:														
Military Personnel .....	3,438	6,253	8,635	3,774	6,153								28,253	29,529
Operation and Maintenance .....	6,183	8,966	8,462	9,480	8,813								41,904	40,859
Procurement .....	4,210	4,441	5,362	3,990	3,580								21,582	20,360
Research, Development, Test, and Evaluation .....	3,149	2,899	4,022	2,980	2,491								15,541	14,994
Military Construction .....	420	495	437	278	375								2,005	2,288
Family Housing .....	235	244	284	310	263								1,337	1,308
Revolving and Management funds .....	173	792	631	467	-22								2,041	1,226
Other .....	2,285	-755	208	-533	-111								1,093	1,245
<b>Total Military .....</b>	<b>20,093</b>	<b>23,335</b>	<b>28,040</b>	<b>20,746</b>	<b>21,541</b>								<b>113,755</b>	<b>111,809</b>
Department of Education .....	2,558	2,756	4,032	3,272	3,898								16,517	14,385
Department of Energy .....	1,245	1,261	1,447	1,367	1,128								6,449	5,996
Department of Health and Human Services:														
Public Health Service .....	2,541	2,615	2,542	2,471	2,458								12,626	11,514
Health Care Financing Administration:														
Grants to States for Medicaid .....	11,393	9,781	9,840	10,800	10,007								51,821	46,793
Federal hospital ins. trust fund .....	10,975	10,913	11,938	9,656	10,824								54,307	52,205
Federal supp. med. ins. trust fund .....	8,031	8,147	9,004	6,933	7,417								39,533	36,459
Other .....	5,626	5,631	5,670	7,728	6,043								30,699	29,619
Administration for Children and Families .....	2,889	3,666	3,623	4,179	3,649								18,006	15,157
Other .....	-7,102	-7,131	-7,239	-9,660	-7,844								-38,976	-37,867
Department of Housing and Urban Development .....	2,932	2,860	3,748	1,206	2,155								12,901	12,665
Department of the Interior .....	858	786	670	596	581								3,491	3,514
Department of Justice .....	1,878	2,057	1,728	1,912	1,509								9,085	8,060
Department of Labor:														
Unemployment trust fund .....	1,833	1,724	1,988	3,172	2,813								11,530	10,252
Other .....	768	872	904	730	-748								2,527	3,267
Department of State .....	1,010	671	862	611	524								3,678	3,361
Department of Transportation:														
Highway trust fund .....	2,410	2,220	2,157	1,888	1,694								10,369	9,420
Other .....	2,321	1,996	1,886	1,508	1,806								9,516	8,671
Department of the Treasury:														
Interest on the public debt .....	19,755	25,690	19,506	79,731	19,810								164,492	158,800
Other .....	479	571	649	633	16,371								18,704	16,507
Department of Veterans Affairs:														
Compensation and pensions .....	121	1,813	3,669	108	1,941								7,652	8,997
National service life .....	75	78	83	78	87								402	405
United States Government Life .....	1	1	1	1	1								4	5
Other .....	2,050	1,731	1,740	1,909	2,020								9,450	9,097

**Table 7. Receipts and Outlays of the U.S. Government by Month, Fiscal Year 2001—Continued**  
 [\$ millions]

Classification	Oct.	Nov.	Dec.	Jan.	Feb.	March	April	May	June	July	Aug.	Sept.	Fiscal Year To Date	Comparable Period Prior F.Y.
<b>Outlays—Continued</b>														
Corps of Engineers .....	397	440	413	289	364								1,904	1,766
Other Defense Civil Programs .....	2,742	2,796	2,791	2,874	2,882								14,085	13,554
Environmental protection .....	670	565	607	562	625								3,029	2,768
Executive Office of the President .....	20	22	17	20	27								106	130
Federal Emergency Management Agency .....	248	248	258	215	236								1,206	1,796
General Services Administration .....	426	-396	167	38	-63								173	140
International Assistance Program:														
International Security Assistance .....	217	523	4,541	72	118								5,471	3,223
Multilateral Assistance .....	425	2	2	353	126								908	758
International Development Assistance .....	201	247	236	209	97								990	1,355
Other .....	-95	-103	-515	374	191								-147	742
National Aeronautics and Space Administration .....	1,153	1,217	1,316	889	1,103								5,678	5,341
National Science Foundation .....	262	304	295	281	279								1,420	1,366
Office of Personnel Management .....	4,288	3,872	4,308	4,426	4,098								20,991	19,844
Small Business Administration .....	64	160	-74	-50	56								156	-781
Social Security Administration:														
Federal old-age and survivors ins. trust fund (off-budget) .....	29,880	29,450	30,292	30,963	30,927								151,511	142,283
Federal disability ins. trust fund (off-budget) .....	4,668	4,748	5,619	4,914	4,935								24,884	22,673
Other .....	115	2,401	4,135	30	2,611								9,292	12,395
Independent agencies:														
Fed. Deposit Ins. Corp:														
Bank insurance fund .....	-14	-333	113	-257	-193								-683	16
Savings association insurance fund .....	-34	-118	3	-77	-88								-313	-299
FSLIC resolution fund:														
RTC closeout .....	22	-103	-66	326	-60								120	-1,593
Other .....	79	-12	-15	-12	-10								30	-9
Office of Inspector General .....														
Postal Service:														
Public enterprise funds (off-budget) .....	-112	-862	-130	-749	-13								-1,866	-1,642
Payments to the Postal Service fund .....	93												93	100
Tennessee Valley Authority .....	-338	22	-31	-214	-278								-839	-13
Other independent agencies .....	1,255	1,668	1,663	1,500	1,408								7,494	7,850
Undistributed offsetting receipts:														
Employer share, employee retirement .....	-2,837	-2,932	-2,733	-2,810	-2,836								-14,147	-13,983
Interest received by trust funds .....	-859	-5,778	-1,979	-60,009	-1,797								-70,422	-61,878
Rents and royalties on outer continental shelf lands .....	-938	-616	-156	-957	-942								-3,610	-1,553
Sale of major assets .....														
Other .....	(* *)	(* *)			-1,024								-1,025	(* *)
<b>Totals this year:</b>														
<b>Total outlays .....</b>	<b>146,431</b>	<b>149,356</b>	<b>167,823</b>	<b>142,836</b>	<b>158,649</b>								<b>765,095</b>	<b>.....</b>
<b>(On-budget) .....</b>	<b>115,839</b>	<b>116,736</b>	<b>132,747</b>	<b>144,448</b>	<b>123,573</b>								<b>633,344</b>	<b>.....</b>
<b>(Off-budget) .....</b>	<b>30,592</b>	<b>32,620</b>	<b>35,075</b>	<b>-1,612</b>	<b>35,076</b>								<b>131,751</b>	<b>.....</b>
<b>Total-surplus (+) or deficit (-) .....</b>	<b>-11,321</b>	<b>-23,690</b>	<b>+32,666</b>	<b>+76,379</b>	<b>-48,168</b>								<b>+25,867</b>	<b>.....</b>
<b>(On-budget) .....</b>	<b>-14,719</b>	<b>-27,521</b>	<b>+28,990</b>	<b>+26,553</b>	<b>-53,018</b>								<b>-39,716</b>	<b>.....</b>
<b>(Off-budget) .....</b>	<b>+3,398</b>	<b>+3,831</b>	<b>+3,677</b>	<b>+49,827</b>	<b>+4,850</b>								<b>+65,582</b>	<b>.....</b>
<b>Total borrowing from the public .....</b>	<b>-29,666</b>	<b>41,325</b>	<b>-36,689</b>	<b>-23,990</b>	<b>15,100</b>								<b>-33,920</b>	<b>-19,219</b>
<i>Total-outlays prior year .....</i>	<i>147,361</i>	<i>148,406</i>	<i>168,114</i>	<i>127,326</i>	<i>150,409</i>								<i>.....</i>	<i>741,617</i>
<i>(On-budget) .....</i>	<i>119,165</i>	<i>116,386</i>	<i>165,503</i>	<i>97,451</i>	<i>118,340</i>								<i>.....</i>	<i>616,847</i>
<i>(Off-budget) .....</i>	<i>28,196</i>	<i>32,020</i>	<i>2,611</i>	<i>29,874</i>	<i>32,069</i>								<i>.....</i>	<i>124,770</i>
<i>Total-surplus (+) or deficit (-) prior year .....</i>	<i>-26,326</i>	<i>-27,031</i>	<i>+33,081</i>	<i>+62,152</i>	<i>-41,734</i>								<i>.....</i>	<i>+142</i>
<i>(On-budget) .....</i>	<i>-30,157</i>	<i>-29,477</i>	<i>-2,732</i>	<i>+46,387</i>	<i>-47,250</i>								<i>.....</i>	<i>-63,229</i>
<i>(Off-budget) .....</i>	<i>+3,830</i>	<i>+2,446</i>	<i>+35,813</i>	<i>+15,765</i>	<i>+5,516</i>								<i>.....</i>	<i>+63,371</i>

... No transactions.  
 (\* \*) Less than \$500,000.  
 Note: Details may not add to totals due to rounding.

**Table 8. Trust Fund Impact on Budget Results and Investment Holdings as of February 28, 2001**

[\$ millions]

Classification	This Month			Fiscal Year to Date			Securities held as Investments Current Fiscal Year		
	Receipts	Outlays	Excess	Receipts	Outlays	Excess	Beginning of		Close of This Month
							This Year	This Month	
<b>Trust receipts, outlays, and investments held:</b>									
Airport and airway .....	748	667	82	3,891	3,979	-88	13,097	13,654	13,740
Black lung disability .....	42	37	5	185	181	4	.....	.....	.....
Federal disability insurance .....	5,911	4,935	976	32,940	24,884	8,056	113,707	120,729	121,663
Federal employees life and health .....	.....	-500	500	.....	-748	748	28,362	28,612	29,124
Federal employees retirement .....	1,496	4,095	-2,599	25,167	19,671	5,496	523,200	531,291	528,707
Federal hospital insurance .....	10,976	10,888	88	69,999	54,731	15,268	168,859	183,507	183,604
Federal old-age and survivors insurance ...	34,787	30,927	3,860	207,172	151,511	55,661	893,519	945,071	948,901
Federal supplementary medical insurance ..	7,978	7,417	561	39,259	39,533	-274	45,075	45,055	45,579
Hazardous substance superfund .....	12	83	-71	754	541	213	4,126	3,961	4,058
Highways .....	2,447	1,846	601	11,738	16,199	-4,461	31,023	25,316	26,023
Military advances .....	601	726	-125	4,305	4,106	199	.....	.....	.....
Military retirement .....	2,122	2,861	-740	27,572	14,019	13,553	149,348	164,168	163,524
Railroad retirement .....	678	699	-21	3,220	3,450	-230	24,823	25,086	25,141
Unemployment .....	2,203	2,796	-593	10,985	11,546	-561	86,399	85,902	85,941
Veterans life insurance .....	17	112	-96	511	453	58	13,587	13,736	13,640
All other trust .....	477	3,261	-2,784	1,728	5,777	-4,049	14,088	14,217	14,238
<b>Total trust fund receipts and outlays and investments held from Table 6-D .....</b>	<b>70,495</b>	<b>70,850</b>	<b>-355</b>	<b>439,427</b>	<b>349,833</b>	<b>89,594</b>	<b>2,109,212</b>	<b>2,200,307</b>	<b>2,203,883</b>
Less: Interfund transactions .....	13,508	13,508	.....	153,239	153,239	.....	.....	.....	.....
Trust fund receipts and outlays on the basis of Tables 4 & 5 .....	56,987	57,341	-355	286,188	196,594	89,594	.....	.....	.....
<b>Total Federal fund receipts and outlays .....</b>	<b>53,540</b>	<b>101,353</b>	<b>-47,813</b>	<b>504,933</b>	<b>568,660</b>	<b>-63,727</b>	.....	.....	.....
Less: Interfund transactions .....	46	46	.....	159	159	.....	.....	.....	.....
Federal fund receipts and outlays on the basis of Table 4 & 5 .....	53,494	101,307	-47,813	504,773	568,501	-63,727	.....	.....	.....
<b>Net budget receipts &amp; outlays .....</b>	<b>110,481</b>	<b>158,649</b>	<b>-48,168</b>	<b>790,961</b>	<b>765,095</b>	<b>25,867</b>	.....	.....	.....

Note: Interfund receipts and outlays are transactions between Federal funds and trust funds such as Federal payments and contributions, and interest and profits on investments in Federal securities. They have no net effect on overall budget receipts and outlays since the receipts side

of such transactions is offset against budget outlays. In this table, Interfund receipts are shown as an adjustment to arrive at total receipts and outlays of trust funds respectively.

**Table 9. Summary of Receipts by Source, and Outlays by Function of the U.S. Government, February 2001 and Other Periods**

[\$ millions]

Classification	This Month	Fiscal Year To Date	Comparable Period Prior Fiscal Year
<b>NET RECEIPTS</b>			
Individual income taxes .....	48,030	403,675	372,554
Corporation income taxes .....	-1,499	59,275	55,891
Social insurance and retirement receipts:			
Employment and general retirement .....	50,868	259,842	242,591
Unemployment insurance .....	2,147	7,943	7,781
Other retirement .....	457	1,999	1,937
Excise taxes .....	4,074	25,512	26,355
Estate and gift taxes .....	1,879	11,154	11,478
Customs duties .....	1,474	8,169	7,689
Miscellaneous receipts .....	3,050	13,392	15,481
<b>Total .....</b>	<b>110,481</b>	<b>790,961</b>	<b>741,758</b>
<b>NET OUTLAYS</b>			
National defense .....	22,555	119,446	117,453
International affairs .....	1,153	10,390	8,819
General science, space, and technology .....	1,619	8,321	7,836
Energy .....	-174	-1,497	-621
Natural resources and environment .....	1,737	9,760	9,158
Agriculture .....	2,003	18,063	24,630
Commerce and housing credit .....	-487	-741	-923
Transportation .....	3,502	19,810	18,322
Community and regional development .....	939	4,828	4,088
Education, training, employment and social services .....	5,957	27,815	24,999
Health .....	13,011	67,983	60,958
Medicare .....	16,296	84,708	79,823
Income security .....	33,203	110,993	108,245
Social security .....	35,858	175,550	164,955
Veterans benefits and services .....	4,089	17,576	18,504
Administration of justice .....	2,201	12,585	11,239
General government .....	2,400	6,685	4,321
Net interest .....	17,590	91,603	95,344
Undistributed offsetting receipts .....	-4,802	-18,781	-15,536
<b>Total .....</b>	<b>158,649</b>	<b>765,095</b>	<b>741,617</b>

... No transactions.

Note: Details may not add to totals due to rounding.

# Explanatory Notes

## 1. Flow of Data Into Monthly Treasury Statement

The *Monthly Treasury Statement (MTS)* is assembled from data in the central accounting system. The major sources of data include monthly accounting reports by Federal entities and disbursing officers, and daily reports from the Federal Reserve banks. These reports detail accounting transactions affecting receipts and outlays of the Federal Government and off-budget Federal entities, and their related effect on the assets and liabilities of the U.S. Government. Information is presented in the *MTS* on a modified cash basis.

## 2. Notes on Receipts

Receipts included in the report are classified into the following major categories: (1) budget receipts and (2) offsetting collections (also called applicable receipts). Budget receipts are collections from the public that result from the exercise of the Government's sovereign or governmental powers, excluding receipts offset against outlays. These collections, also called governmental receipts, consist mainly of tax receipts (including social insurance taxes), receipts from court fines, certain licenses, and deposits of earnings by the Federal Reserve System. Refunds of receipts are treated as deductions from gross receipts.

Offsetting collections are from other Government accounts or the public that are of a business-type or market-oriented nature. They are classified into two major categories: (1) offsetting collections credited to appropriations or fund accounts, and (2) offsetting receipts (i.e., amounts deposited in receipt accounts). Collections credited to appropriation or fund accounts normally can be used without appropriation action by Congress. These occur in two instances: (1) when authorized by law, amounts collected for materials or services are treated as reimbursements to appropriations and (2) in the three types of revolving funds (public enterprise, intragovernmental, and trust); collections are netted against spending, and outlays are reported as the net amount.

Offsetting receipts in receipt accounts cannot be used without being appropriated. They are subdivided into two categories: (1) proprietary receipts—these collections are from the public and they are offset against outlays by agency and by function, and (2) intragovernmental funds—these are payments into receipt accounts from Governmental appropriation or funds accounts. They finance operations within and between Government agencies and are credited with collections from other Government accounts. The transactions may be intrabudgetary when the payment and receipt both occur within the budget or from receipts from off-budget Federal entities in those cases where payment is made by a Federal entity whose budget authority and outlays are excluded from the budget totals.

Intrabudgetary transactions are subdivided into three categories: (1) interfund transactions, where the payments are from one fund group (either Federal funds or trust funds) to a receipt account in the other fund group; (2) Federal intrafund transactions, where the payments and receipts both occur within the Federal fund group; and (3) trust intrafund transactions, where the payments and receipts both occur within the trust fund group.

Offsetting receipts are generally deducted from budget authority and outlays by function, by subfunction, or by agency. There are four types of receipts, however, that are deducted from budget totals as undistributed offsetting receipts. They are: (1) agencies' payments (including payments by off-budget Federal entities) as employers into employees retirement funds, (2) interest received by trust funds, (3) rents and royalties on the Outer Continental Shelf lands, and (4) other interest (i.e., interest collected on Outer Continental Shelf money in deposit funds when such money is transferred into the budget).

## 3. Notes on Outlays

Outlays are generally accounted for on the basis of checks issued, electronic funds transferred, or cash payments made. Certain outlays do not require issuance of cash or checks. An example is charges made against appropriations for that part of employees' salaries withheld for taxes or savings bond allotments — these are counted as payments to the employee and credits for whatever purpose the money was withheld.

Outlays are stated net of offsetting collections (including receipts of revolving and management funds) and of refunds. Interest on the public debt (public issues) is recognized on the accrual basis. Federal credit programs subject to the Federal Credit Reform Act of 1990 use the cash basis of accounting and are divided into two components. The portion of the credit activities that involve a cost to the Government (mainly subsidies) is included within the budget program accounts. The remaining portion of the credit activities are in non-budget financing accounts. Outlays of off-budget Federal entities are excluded by law from budget totals. However, they are shown separately and combined with the on-budget outlays to display total Federal outlays.

## 4. Processing

The data on payments and collections are reported by account symbol into the central accounting system. In turn, the data are extracted from this system for use in the preparation of the *MTS*.

There are two major checks which are conducted to assure the consistency of the data reported:

1. Verification of payment data. The monthly payment activity reported by Federal entities on their Statements of Transactions is compared to the payment activity of Federal entities as reported by disbursing officers.
2. Verification of collection data. Reported collections appearing on Statements of Transactions are compared to deposits as reported by Federal Reserve banks.

## 5. Other Sources of Information About Federal Government Financial Activities

- *A Glossary of Terms Used in the Federal Budget Process, January 1993* (Available from the U.S. General Accounting Office, P.O. Box 6015, Gaithersburg, Md. 20877). This glossary provides a basic reference document of standardized definitions of terms used by the Federal Government in the budgetmaking process.

- *Daily Treasury Statement* (Available from GPO, Washington, D.C. 20402, on a subscription basis only and on the Internet at <http://www.fms.treas.gov/>). The *Daily Treasury Statement* is published each working day of the Federal Government and provides data on the cash and debt operations of the Treasury.

- *Monthly Statement of the Public Debt of the United States* (Available from GPO, Washington, D.C. 20402 on a subscription basis only and on the Internet at <http://www.publicdebt.treas.gov/opd/opd.htm>). This publication provides detailed information concerning the public debt.

- *Treasury Bulletin* (Available from GPO, Washington, D.C. 20402, by subscription or single copy and on the Internet at <http://www.fms.treas.gov/>). Quarterly. Contains a mix of narrative, tables, and charts on Treasury issues, Federal financial operations, international statistics, and special reports.

- *Budget of the United States Government, Fiscal Year 20* — (Available from GPO, Washington, D.C. 20402 and on the Internet at <http://access.gpo.gov/>). This publication is a single volume which provides budget information and contains:

- Budget of the United States Government, FY 20* —
- Appendix, The Budget of the United States Government, FY 20* —
- Analytical Perspectives*
- Historical Tables*
- Citizens Guide to the Federal Budget*

- *United States Government Annual Report and Appendix* (Available from Financial Management Service, U.S. Department of the Treasury, Washington, D.C. 20227). This annual report represents budgetary results at the summary level. The appendix presents the individual receipt and appropriation accounts at the detail level.

**Scheduled Release**

**The release date for the March 2001 Statement  
will be 2:00 pm EST April 19, 2001.**

For sale by the Superintendent of Documents, U.S. Government Printing  
Office, Washington, D.C. 20402 (202) 512-1800. The subscription price is  
\$38.00 per year (domestic), \$47.00 per year (foreign).  
No single copies are sold.

The Monthly Treasury Statement is now available on the Department of Commerce's Economic Bulletin Board.  
For information call (202) 482-1986.

Internet service subscribers can access the current issue of the Monthly Treasury Statement through the  
Financial Management Service's home page:

<http://www.fms.treas.gov/>