



# Monthly Treasury Statement

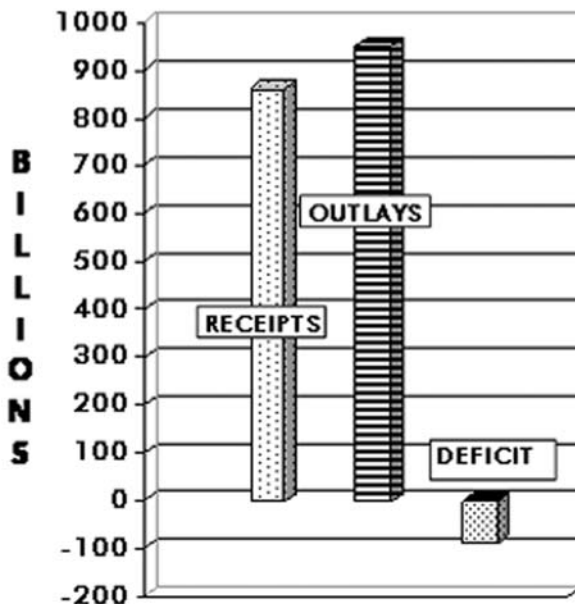
of Receipts and Outlays  
of the United States Government

For Fiscal Year 2008 Through **January 31, 2008**, and Other Periods

## Highlight

The budget estimates provided in Tables 2 and 3 are based on the *FY 2009 Budget*, released by the Office of Management and Budget on February 4, 2008.

### RECEIPTS, OUTLAYS, AND SURPLUS/DEFICIT THROUGH JANUARY 2008



### Contents

Summary, page 2

Receipts, page 6

Outlays, page 7

Means of financing, page 20

Receipts/outlays by month, page 28

Federal trust funds/securities, page 30

Receipts by source/outlays by  
function, page 30

Explanatory notes, page 31

Compiled and Published by

*Department of the Treasury*  
**Financial Management Service**



# Introduction

The *Monthly Treasury Statement of Receipts and Outlays of the United States Government (MTS)* is prepared by the Financial Management Service, Department of the Treasury, and, after approval by the Fiscal Assistant Secretary of the Treasury, is normally released on the 8th workday of the month following the reporting month. The publication is based on data provided by Federal entities, disbursing officers, and Federal Reserve banks.

## Audience

The *MTS* is published to meet the needs of those responsible for or interested in the cash position of the Treasury, those who are responsible for or interested in the Government's budget results; and individuals and businesses whose operations depend upon or are related to the Government's financial operations.

## Disclosure Statement

This statement summarizes the financial activities of the Federal Government and off-budget Federal entities conducted in accordance with the Budget of the U.S. Government, i.e., receipts and outlays of funds, the surplus or deficit, and the means of financing the deficit or disposing of the surplus. Information is presented on a modified cash basis. Receipts are accounted for on the basis of collections; refunds of receipts are treated as deductions from gross receipts; revolving and

management fund receipts, reimbursements and refunds of monies previously expended are treated as deductions from gross outlays; and interest on the public debt (public issues) is recognized on the accrual basis. Major information sources include accounting data reported by Federal entities, disbursing officers, and Federal Reserve banks.

## Triad of Publications

The *MTS* is part of a triad of Treasury financial reports. The *Daily Treasury Statement* is published each working day of the Federal Government. It provides data on the cash and debt operations of the Treasury based upon reporting of the Treasury account balances by Federal Reserve banks. The *MTS* is a report of Government receipts and outlays, based on agency reporting. The *Combined Statement of Receipts, Outlays, and Balances of the United States Government* is the official publication of the detailed receipts and outlays of the Government. It is published annually in accordance with legislative mandates given to the Secretary of the Treasury.

## Data Sources and Information

The Explanatory Notes section of this publication provides information concerning the flow of data into the *MTS* and sources of information relevant to the *MTS*.

**Table 1. Summary of Receipts, Outlays, and the Deficit/Surplus of the U.S. Government, Fiscal Years 2007 and 2008, by Month**

[\$ millions]			
Period	Receipts	Outlays	Deficit/Surplus (-)
<b>FY 2007</b>			
October .....	167,693	217,014	49,321
November .....	145,866	218,907	73,042
December .....	259,969	218,007	-41,961
January .....	260,609	222,372	-38,236
February .....	120,312	240,305	119,993
March .....	166,490	262,761	96,270
April .....	383,641	205,967	-177,674
May .....	164,239	231,937	67,699
June .....	276,517	249,036	-27,481
July .....	170,439	206,886	36,447
August .....	166,545	283,518	116,973
September .....	285,354	173,769	-111,585
<b>Year-to-Date .....</b>	<b><sup>1</sup>2,567,672</b>	<b><sup>1</sup>2,730,480</b>	<b><sup>1</sup>162,808</b>
<b>FY 2008</b>			
October .....	178,175	233,732	55,557
November .....	151,055	249,293	98,238
December .....	276,982	228,721	-48,261
January .....	255,217	237,379	-17,839
<b>Year-to-Date .....</b>	<b>861,430</b>	<b>949,125</b>	<b>87,696</b>

<sup>1</sup>The receipt, outlay, and deficit figures differ from the *FY 2009 Budget*, released by the Office of Management and Budget on February 4, 2008. The deficit figure differs by \$806 million, due mainly to revisions in the data following the release of the Final Monthly Treasury Statement.

Note: Details may not add to totals due to rounding.

**Table 2. Summary of Budget and Off-Budget Results and Financing of the U.S. Government, January 2008 and Other Periods**

[\$ millions]

Classification	This Month	Current Fiscal Year to Date	Budget Estimates Full Fiscal Year <sup>1</sup>	Prior Fiscal Year to Date (2007)	Budget Estimates Next Fiscal Year (2009) <sup>1</sup>
<b>Total on-budget and off-budget results:</b>					
Total receipts .....	255,217	861,430	2,521,175	834,136	2,699,947
On-budget receipts .....	191,181	654,157	1,858,960	638,252	2,004,383
Off-budget receipts .....	64,036	207,272	662,215	195,884	695,564
Total outlays .....	237,379	949,125	2,931,222	876,301	3,107,355
On-budget outlays .....	193,589	821,072	2,461,157	753,965	2,615,476
Off-budget outlays .....	43,790	128,054	470,065	122,337	491,879
Total surplus (+) or deficit (-) .....	+17,839	-87,696	-410,047	-42,165	-407,408
On-budget surplus (+) or deficit (-) .....	-2,408	-166,914	-602,197	-115,712	-611,093
Off-budget surplus (+) or deficit (-) .....	+20,246	+79,219	+192,150	+73,547	+203,685
Total on-budget and off-budget financing .....	-17,839	87,696	410,047	42,165	407,408
<b>Means of financing:</b>					
Borrowing from the public .....	-3,664	85,761	393,490	72,074	427,534
Reduction of operating cash, increase (-) .....	-13,296	4,966	30,237	-31,699	.....
By other means .....	-878	-3,031	-13,680	1,791	-20,126

<sup>1</sup>These estimates are based on the *FY 2009 Budget*, released by the Office of Management and Budget on February 4, 2008.

... No Transactions.  
Note: Details may not add to totals due to rounding.

**Figure 1. Monthly Receipts, Outlays, and Budget Deficit/Surplus of the U.S. Government, Fiscal Years 2007 and 2008**

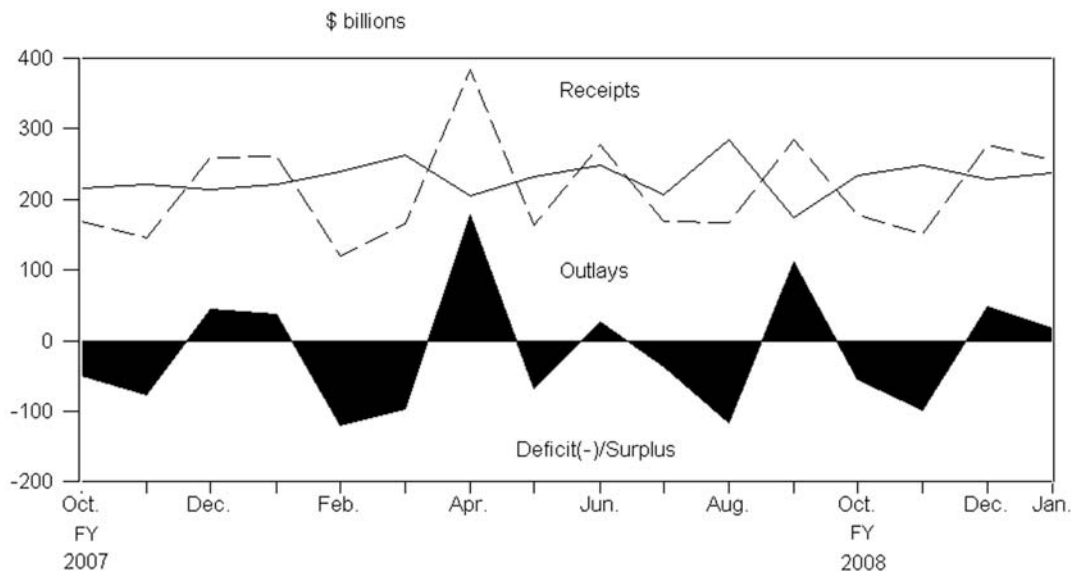


Figure 2. Monthly Receipts of the U.S. Government, by Source, Fiscal Years 2007 and 2008

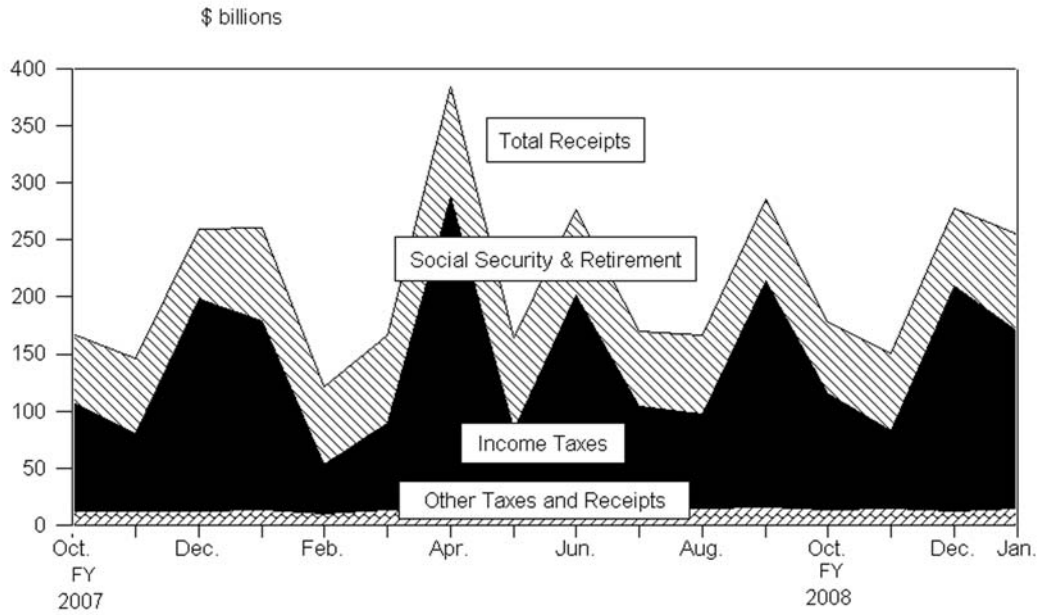
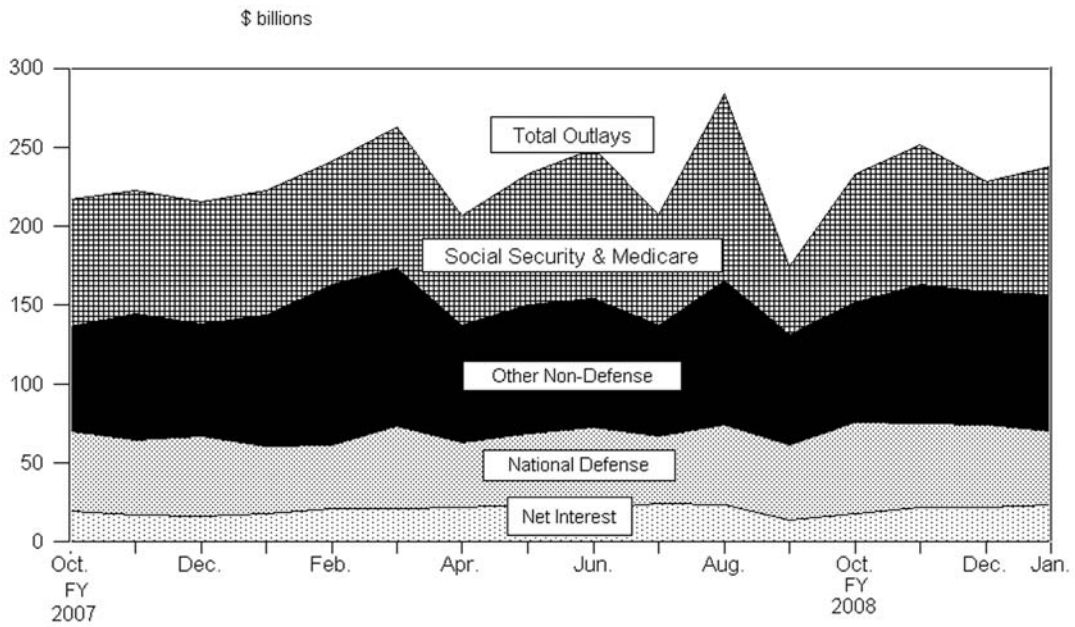


Figure 3. Monthly Outlays of the U.S. Government, by Function, Fiscal Years 2007 and 2008



**Table 3. Summary of Receipts and Outlays of the U.S. Government, January 2008 and Other Periods**

[\$ millions]

Classification	This Month	Current Fiscal Year to Date	Comparable Prior Period Year to Date	Budget Estimates Full Fiscal Year <sup>1</sup>
<b>Budget Receipts</b>				
Individual income taxes .....	148,838	422,500	405,347	1,219,661
Corporation income taxes .....	6,060	98,592	109,710	345,336
Social insurance and retirement receipts:				
Employment and general retirement (off-budget) .....	64,036	207,272	195,884	662,215
Employment and general retirement (on-budget) .....	18,645	66,817	62,026	199,808
Unemployment insurance .....	2,139	7,796	8,299	43,382
Other retirement .....	370	1,439	1,465	4,720
Excise taxes .....	5,032	21,072	20,860	68,835
Estate and gift taxes .....	2,336	9,266	8,589	26,757
Customs duties .....	2,234	9,348	8,353	29,208
Miscellaneous receipts .....	5,529	17,328	13,603	-78,747
<b>Total Receipts .....</b>	<b>255,217</b>	<b>861,430</b>	<b>834,136</b>	<b>2,521,175</b>
<b>(On-budget) .....</b>	<b>191,181</b>	<b>654,157</b>	<b>638,252</b>	<b>1,858,960</b>
<b>(Off-budget) .....</b>	<b>64,036</b>	<b>207,272</b>	<b>195,884</b>	<b>662,215</b>
<b>Budget Outlays</b>				
Legislative Branch .....	406	1,427	1,434	4,586
Judicial Branch .....	502	2,095	2,037	6,161
Department of Agriculture .....	9,269	40,180	41,204	94,764
Department of Commerce .....	608	2,501	2,153	8,151
Department of Defense-Military .....	44,309	199,423	181,038	583,057
Department of Education .....	7,580	22,089	23,466	68,046
Department of Energy .....	1,243	5,741	7,228	23,209
Department of Health and Human Services .....	56,579	224,096	222,340	709,381
Department of Homeland Security .....	3,202	13,083	13,434	42,340
Department of Housing and Urban Development .....	3,890	16,288	14,655	52,269
Department of the Interior .....	912	3,647	3,099	11,081
Department of Justice .....	2,412	9,470	8,019	25,026
Department of Labor .....	5,302	16,590	16,464	49,652
Department of State .....	1,295	6,341	4,838	18,892
Department of Transportation .....	4,076	20,549	20,069	68,662
Department of the Treasury:				
Interest on Treasury debt securities (gross) .....	24,687	178,480	156,640	459,186
Other .....	5,100	9,914	8,583	60,977
Department of Veterans Affairs .....	3,511	27,472	22,252	86,643
Corps of Engineers .....	507	1,715	863	7,211
Other Defense Civil Programs .....	4,193	16,018	16,916	49,067
Environmental Protection Agency .....	687	2,745	2,819	7,541
Executive Office of the President .....	140	501	1,221	2,079
General Services Administration .....	17	98	-35	357
International Assistance Program .....	3,647	3,881	2,509	15,224
National Aeronautics and Space Administration .....	1,216	5,464	4,531	17,318
National Science Foundation .....	394	1,768	1,668	6,256
Office of Personnel Management .....	5,987	22,691	21,413	64,173
Small Business Administration .....	78	293	544	530
Social Security Administration .....	50,648	212,917	198,636	656,563
Other independent agencies .....	1,843	6,883	5,331	18,401
Undistributed offsetting receipts:				
Interest .....	-1,180	-90,361	-83,625	-197,838
Other .....	-5,681	-34,874	-45,442	-87,743
<b>Total outlays .....</b>	<b>237,379</b>	<b>949,125</b>	<b>876,301</b>	<b>2,931,222</b>
<b>(On-budget) .....</b>	<b>193,589</b>	<b>821,072</b>	<b>753,965</b>	<b>2,461,157</b>
<b>(Off-budget) .....</b>	<b>43,790</b>	<b>128,054</b>	<b>122,337</b>	<b>470,065</b>
<b>Surplus (+) or deficit (-) .....</b>	<b>+17,839</b>	<b>-87,696</b>	<b>-42,165</b>	<b>-410,047</b>
<b>(On-budget) .....</b>	<b>-2,408</b>	<b>-166,914</b>	<b>-115,712</b>	<b>-602,197</b>
<b>(Off-budget) .....</b>	<b>+20,246</b>	<b>+79,219</b>	<b>+73,547</b>	<b>+192,150</b>

<sup>1</sup>These estimates are based on the *FY 2009 Budget*, released by the Office of Management and Budget on February 4, 2008.

... No Transactions.  
Note: Details may not add to totals due to rounding.

**Table 4. Receipts of the U.S. Government, January 2008 and Other Periods**

[\$ millions]

Classification	This Month			Current Fiscal Year to Date			Prior Fiscal Year to Date		
	Gross Receipts	Refunds (Deduct)	Receipts	Gross Receipts	Refunds (Deduct)	Receipts	Gross Receipts	Refunds (Deduct)	Receipts
<b>Individual income taxes:</b>									
Withheld .....	87,249			348,643			333,947		
Presidential Election Campaign Fund .....	1			3			3		
Other .....	65,071			92,855			88,631		
<b>Total—Individual income taxes .....</b>	<b>152,320</b>	<b>3,483</b>	<b>148,838</b>	<b>441,501</b>	<b>19,000</b>	<b>422,500</b>	<b>422,581</b>	<b>17,234</b>	<b>405,347</b>
<b>Corporation income taxes .....</b>	<b>10,579</b>	<b>4,519</b>	<b>6,060</b>	<b>115,947</b>	<b>17,356</b>	<b>98,592</b>	<b>118,895</b>	<b>9,185</b>	<b>109,710</b>
<b>Social insurance and retirement receipts:</b>									
Employment and general retirement:									
Federal old-age and survivors ins. trust fund:									
Federal Insurance Contributions Act taxes .....	49,469		49,469	172,683		172,683	164,445		164,445
Self-Employment Contributions Act taxes .....	5,271		5,271	5,964		5,964	5,659		5,659
Adjustments attributable to prior years .....				-1,464		-1,464	-2,653		-2,653
<b>Total—FOASI trust fund .....</b>	<b>54,740</b>		<b>54,740</b>	<b>177,183</b>		<b>177,183</b>	<b>167,451</b>		<b>167,451</b>
Federal disability insurance trust fund:									
Federal Insurance Contributions Act taxes .....	8,401		8,401	29,323		29,323	27,924		27,924
Self-Employment Contributions Act taxes .....	895		895	1,013		1,013	960		960
Adjustments attributable to prior years .....				-247		-247	-451		-451
<b>Total—FDI trust fund .....</b>	<b>9,296</b>		<b>9,296</b>	<b>30,089</b>		<b>30,089</b>	<b>28,433</b>		<b>28,433</b>
Federal hospital insurance trust fund:									
Federal Insurance Contributions Act taxes .....	15,989		15,989	63,030		63,030	59,621		59,621
Self-Employment Contributions Act taxes .....	2,262		2,262	2,559		2,559	2,339		2,339
Receipts from Railroad Retirement Board .....									
Adjustments attributable to prior years .....				-298		-298	-1,414		-1,414
<b>Total—FHI trust fund .....</b>	<b>18,251</b>		<b>18,251</b>	<b>65,291</b>		<b>65,291</b>	<b>60,546</b>		<b>60,546</b>
Railroad retirement:									
Rail pension and supplemental annuity .....	188	(* *)	188	723	4	719	721	(* *)	721
Social Security equivalent account .....	206	(* *)	206	812	5	807	760	(* *)	759
<b>Total—Employment and general retirement: .....</b>	<b>82,681</b>	<b>(* *)</b>	<b>82,681</b>	<b>274,098</b>	<b>9</b>	<b>274,089</b>	<b>257,911</b>	<b>1</b>	<b>257,910</b>
Unemployment insurance:									
Deposits by States .....	1,115		1,115	5,938		5,938	6,370		6,370
Federal Unemployment Tax Act taxes .....	1,002	4	999	1,832	22	1,810	1,907	20	1,887
Railroad unemployment taxes .....	25		25	48		48	42		42
Railroad debt repayment .....									
<b>Total—Unemployment insurance .....</b>	<b>2,143</b>	<b>4</b>	<b>2,139</b>	<b>7,818</b>	<b>22</b>	<b>7,796</b>	<b>8,319</b>	<b>20</b>	<b>8,299</b>
Other retirement:									
Federal employees retirement – employee share .....	366		366	1,425		1,425	1,449		1,449
Non-federal employees retirement .....	4		4	13		13	16		16
<b>Total—Other retirement .....</b>	<b>370</b>		<b>370</b>	<b>1,439</b>		<b>1,439</b>	<b>1,465</b>		<b>1,465</b>
<b>Total—Social insurance and retirement receipts .....</b>	<b>85,194</b>	<b>3</b>	<b>85,190</b>	<b>283,355</b>	<b>31</b>	<b>283,324</b>	<b>267,695</b>	<b>21</b>	<b>267,675</b>
<b>Excise taxes:</b>									
Miscellaneous excise taxes .....	1,049	69	979	7,261	548	6,713	8,867	818	8,049
Airport and airway trust fund .....	870		870	3,240		3,240	2,644	(* *)	2,644
Highway trust fund .....	3,134		3,134	10,947		10,947	10,009	-2	10,010
Black lung disability trust fund .....	49		49	173		173	157		157
<b>Total—Excise taxes .....</b>	<b>5,101</b>	<b>69</b>	<b>5,032</b>	<b>21,620</b>	<b>548</b>	<b>21,072</b>	<b>21,676</b>	<b>816</b>	<b>20,860</b>
<b>Estate and gift taxes .....</b>	<b>2,395</b>	<b>60</b>	<b>2,336</b>	<b>9,553</b>	<b>288</b>	<b>9,266</b>	<b>8,940</b>	<b>351</b>	<b>8,589</b>
<b>Customs duties .....</b>	<b>2,295</b>	<b>61</b>	<b>2,234</b>	<b>9,665</b>	<b>317</b>	<b>9,348</b>	<b>9,273</b>	<b>920</b>	<b>8,353</b>
<b>Miscellaneous Receipts:</b>									
Deposits of earnings by Federal Reserve Banks .....	4,125		4,125	11,845		11,845	8,852		8,852
Universal service fund .....	676		676	2,724		2,724	2,365		2,365
All other .....	732	5	727	2,776	17	2,759	2,392	7	2,386
<b>Total — Miscellaneous receipts .....</b>	<b>5,533</b>	<b>5</b>	<b>5,529</b>	<b>17,345</b>	<b>17</b>	<b>17,328</b>	<b>13,610</b>	<b>7</b>	<b>13,603</b>
<b>Total — Receipts .....</b>	<b>263,418</b>	<b>8,201</b>	<b>255,217</b>	<b>898,986</b>	<b>37,556</b>	<b>861,430</b>	<b>862,670</b>	<b>28,534</b>	<b>834,136</b>
<b>Total — On-budget .....</b>	<b>199,382</b>	<b>8,201</b>	<b>191,181</b>	<b>691,713</b>	<b>37,556</b>	<b>654,157</b>	<b>666,786</b>	<b>28,534</b>	<b>638,252</b>
<b>Total — Off-budget .....</b>	<b>64,036</b>		<b>64,036</b>	<b>207,272</b>		<b>207,272</b>	<b>195,884</b>		<b>195,884</b>

... No Transactions.

(\* \*) Less than \$500,000.

Note: Details may not add to totals due to rounding.

**Table 5. Outlays of the U.S. Government, January 2008 and Other Periods**  
 [\$ millions]

Classification	This Month			Current Fiscal Year to Date			Prior Fiscal Year to Date		
	Gross Outlays	Applicable Receipts	Outlays	Gross Outlays	Applicable Receipts	Outlays	Gross Outlays	Applicable Receipts	Outlays
<b>Legislative Branch:</b>									
Senate .....	63	(**)	63	269	1	268	266	1	265
House of Representatives .....	112	(**)	112	454	(**)	453	422	(**)	422
Joint items .....	2	.....	2	9	.....	9	6	.....	6
Capitol Police .....	29	.....	29	90	.....	90	91	.....	91
Congressional Budget Office .....	4	.....	4	12	.....	12	12	.....	12
Architect of the Capitol .....	52	1	52	173	3	170	178	2	176
Library of Congress .....	50	(**)	50	188	3	184	191	4	187
Government Printing Office .....	35	.....	35	60	.....	60	103	.....	103
Government Accountability Office .....	54	.....	54	167	.....	167	164	.....	164
United States Tax Court .....	4	.....	4	16	.....	16	14	.....	14
Other Legislative Branch agencies .....	-4	.....	-4	17	.....	17	22	.....	22
Proprietary receipts from the public .....	.....	-10	10	.....	(**)	(**)	.....	1	-1
Intrabudgetary transactions .....	-4	.....	-4	-20	.....	-20	-25	.....	-25
<b>Total—Legislative Branch .....</b>	<b>397</b>	<b>-9</b>	<b>406</b>	<b>1,434</b>	<b>7</b>	<b>1,427</b>	<b>1,444</b>	<b>9</b>	<b>1,434</b>
<b>Judicial Branch:</b>									
Supreme Court of the United States .....	7	.....	7	31	.....	31	27	.....	27
Courts of Appeals, District Courts, and other judicial services .....	482	.....	482	2,044	.....	2,044	1,967	.....	1,967
Other .....	84	.....	84	123	.....	123	68	.....	68
Proprietary receipts from the public .....	.....	6	-6	.....	20	-20	.....	24	-24
Intrabudgetary transactions .....	-66	.....	-66	-83	.....	-83	.....	.....	.....
<b>Total—Judicial Branch .....</b>	<b>508</b>	<b>6</b>	<b>502</b>	<b>2,115</b>	<b>20</b>	<b>2,095</b>	<b>2,061</b>	<b>24</b>	<b>2,037</b>
<b>Department of Agriculture:</b>									
Agricultural Research Service .....	131	.....	131	448	.....	448	455	.....	455
Cooperative State Research, Education, and Extension Service:									
Research and education activities .....	44	.....	44	196	.....	196	159	.....	159
Extension activities .....	37	.....	37	124	.....	124	127	.....	127
Other .....	5	.....	5	18	.....	18	19	.....	19
Animal and Plant Health Inspection Service .....	113	.....	113	385	.....	385	352	.....	352
Food Safety and Inspection Service .....	94	.....	94	307	.....	307	270	.....	270
Agricultural Marketing Service .....	59	.....	59	409	.....	409	510	.....	510
Risk Management Agency:									
Administrative and operating expenses .....	7	.....	7	26	.....	26	25	.....	25
Federal crop insurance corporation fund .....	598	27	571	1,691	2,016	-325	1,561	1,311	250
Farm Service Agency:									
Salaries and expenses .....	156	.....	156	481	.....	481	480	.....	480
Commodity Credit Corporation .....	2,315	1,264	1,051	16,700	3,455	13,245	20,502	3,619	16,883
Agricultural credit insurance fund .....	12	52	-41	37	175	-137	43	193	-150
Other .....	820	.....	820	1,156	.....	1,156	29	.....	29
<b>Total—Farm Service Agency .....</b>	<b>3,304</b>	<b>1,316</b>	<b>1,987</b>	<b>18,374</b>	<b>3,630</b>	<b>14,744</b>	<b>21,054</b>	<b>3,812</b>	<b>17,243</b>
Natural Resources Conservation Service:									
Conservation operations .....	71	.....	71	271	.....	271	285	.....	285
Farm security and rural investment programs .....	289	.....	289	678	.....	678	555	.....	555
Other .....	22	.....	22	104	.....	104	135	.....	135
Rural Development .....	61	.....	61	413	.....	413	445	.....	445
Rural Housing Service:									
Rural housing insurance fund .....	76	82	-6	134	313	-179	71	352	-281
Rental assistance program .....	77	.....	77	300	.....	300	286	.....	286
Other .....	8	.....	8	37	.....	37	36	.....	36
Rural Utilities Service:									
Rural electrification and telecommunications fund .....	26	208	-182	247	1,241	-994	245	496	-252
Rural development insurance fund .....	(**)	34	-34	(**)	90	-90	(**)	105	-105
Other .....	4	(**)	4	264	(**)	264	18	(**)	17
Foreign Agricultural Service .....	203	.....	203	362	.....	362	-103	.....	-103
Food and Nutrition Service:									
Food stamp program .....	3,355	.....	3,355	12,861	.....	12,861	11,685	.....	11,685
Child nutrition programs .....	1,311	.....	1,311	5,241	.....	5,241	4,965	.....	4,965
Special supplemental nutrition program for women, infants, and children (WIC) .....	579	.....	579	2,137	.....	2,137	1,776	.....	1,776
Other .....	73	.....	73	167	.....	167	116	.....	116
<b>Total—Food and Nutrition Service .....</b>	<b>5,317</b>	<b>.....</b>	<b>5,317</b>	<b>20,406</b>	<b>.....</b>	<b>20,406</b>	<b>18,541</b>	<b>.....</b>	<b>18,541</b>
Forest Service:									
National forest system .....	148	.....	148	491	.....	491	478	.....	478
Wildland fire management .....	127	.....	127	708	.....	708	748	.....	748
Forest service permanent appropriations .....	14	.....	14	457	.....	457	447	.....	447
Other .....	106	.....	106	470	.....	470	408	.....	408
<b>Total—Forest Service .....</b>	<b>395</b>	<b>.....</b>	<b>395</b>	<b>2,125</b>	<b>.....</b>	<b>2,125</b>	<b>2,081</b>	<b>.....</b>	<b>2,081</b>
Other .....	52	6	46	346	19	327	322	15	307
Proprietary receipts from the public .....	.....	60	-60	.....	216	-216	.....	211	-211
Intrabudgetary transactions .....	9	.....	9	38	.....	38	58	.....	58
<b>Total—Department of Agriculture .....</b>	<b>11,002</b>	<b>1,733</b>	<b>9,269</b>	<b>47,704</b>	<b>7,525</b>	<b>40,180</b>	<b>47,506</b>	<b>6,302</b>	<b>41,204</b>

**Table 5. Outlays of the U.S. Government, January 2008 and Other Periods—Continued**  
 [\$ millions]

Classification	This Month			Current Fiscal Year to Date			Prior Fiscal Year to Date		
	Gross Outlays	Applicable Receipts	Outlays	Gross Outlays	Applicable Receipts	Outlays	Gross Outlays	Applicable Receipts	Outlays
<b>Department of Commerce:</b>									
Economic Development Administration .....	23	(* *)	22	93	(* *)	93	88	1	87
Bureau of the Census .....	84	.....	84	384	.....	384	316	.....	316
International Trade Administration .....	47	.....	47	142	.....	142	128	.....	128
National Oceanic and Atmospheric Administration .....	345	1	344	1,425	2	1,423	1,194	6	1,188
National Institute of Standards and Technology .....	69	.....	69	264	.....	264	234	.....	234
Other .....	59	1	57	185	6	179	164	7	157
Proprietary receipts from the public .....	.....	16	-16	.....	-17	17	.....	-44	44
Intrabudgetary transactions .....	(* *)	.....	(* *)	(* *)	.....	(* *)	-2	.....	-2
<b>Total—Department of Commerce .....</b>	<b>626</b>	<b>19</b>	<b>608</b>	<b>2,493</b>	<b>-8</b>	<b>2,501</b>	<b>2,122</b>	<b>-31</b>	<b>2,153</b>
<b>Department of Defense—Military:</b>									
Military Personnel:									
Department of the Army .....	2,334	.....	2,334	21,388	.....	21,388	19,824	.....	19,824
Department of the Navy .....	2,109	.....	2,109	16,340	.....	16,340	14,772	.....	14,772
Department of the Air Force .....	1,527	.....	1,527	12,160	.....	12,160	11,390	.....	11,390
Defense agencies .....	.....	.....	.....	2,776	.....	2,776	2,452	.....	2,452
<b>Total—Military Personnel .....</b>	<b>5,971</b>	<b>.....</b>	<b>5,971</b>	<b>52,664</b>	<b>.....</b>	<b>52,664</b>	<b>48,438</b>	<b>.....</b>	<b>48,438</b>
Operation and Maintenance:									
Department of the Army .....	8,746	.....	8,746	32,443	.....	32,443	24,945	.....	24,945
Department of the Navy .....	3,907	.....	3,907	15,540	.....	15,540	13,390	.....	13,390
Department of the Air Force .....	4,355	.....	4,355	15,531	.....	15,531	14,694	.....	14,694
Defense agencies .....	4,098	.....	4,098	15,148	.....	15,148	14,706	.....	14,706
<b>Total—Operation and Maintenance .....</b>	<b>21,106</b>	<b>.....</b>	<b>21,106</b>	<b>78,661</b>	<b>.....</b>	<b>78,661</b>	<b>67,735</b>	<b>.....</b>	<b>67,735</b>
International Reconstruction and Other Assistance:									
Department of the Army .....	3	.....	3	11	.....	11	15	.....	15
Procurement:									
Department of the Army .....	2,688	.....	2,688	10,058	.....	10,058	8,181	.....	8,181
Department of the Navy .....	2,838	.....	2,838	12,491	.....	12,491	10,606	.....	10,606
Department of the Air Force .....	3,217	.....	3,217	11,529	.....	11,529	13,016	.....	13,016
Defense agencies .....	399	.....	399	1,381	.....	1,381	1,388	.....	1,388
<b>Total—Procurement .....</b>	<b>9,142</b>	<b>.....</b>	<b>9,142</b>	<b>35,459</b>	<b>.....</b>	<b>35,459</b>	<b>33,191</b>	<b>.....</b>	<b>33,191</b>
Research, Development, Test, and Evaluation:									
Department of the Army .....	1,178	.....	1,178	3,751	.....	3,751	3,706	.....	3,706
Department of the Navy .....	1,250	.....	1,250	5,632	.....	5,632	5,939	.....	5,939
Department of the Air Force .....	2,555	.....	2,555	8,989	.....	8,989	9,498	.....	9,498
Defense agencies .....	2,247	.....	2,247	6,694	.....	6,694	6,648	.....	6,648
<b>Total—Research, Development, Test, and Evaluation .....</b>	<b>7,231</b>	<b>.....</b>	<b>7,231</b>	<b>25,066</b>	<b>.....</b>	<b>25,066</b>	<b>25,791</b>	<b>.....</b>	<b>25,791</b>
Military Construction:									
Department of the Army .....	146	.....	146	1,157	.....	1,157	1,204	.....	1,204
Department of the Navy .....	113	.....	113	475	.....	475	470	.....	470
Department of the Air Force .....	89	.....	89	481	.....	481	460	.....	460
Defense agencies .....	288	.....	288	1,268	.....	1,268	606	.....	606
<b>Total—Military Construction .....</b>	<b>636</b>	<b>.....</b>	<b>636</b>	<b>3,381</b>	<b>.....</b>	<b>3,381</b>	<b>2,740</b>	<b>.....</b>	<b>2,740</b>
Family Housing:									
Department of the Army .....	90	.....	90	332	.....	332	353	.....	353
Department of the Navy .....	37	.....	37	164	.....	164	188	.....	188
Department of the Air Force .....	108	.....	108	441	.....	441	408	.....	408
Defense agencies .....	5	.....	5	381	.....	381	236	(* *)	236
Revolving and Management Funds:									
Department of the Army .....	.....	.....	.....	(* *)	.....	(* *)	5	.....	5
Department of the Navy .....	118	.....	118	649	.....	649	500	.....	500
Defense agencies:									
Working capital fund .....	327	.....	327	3,042	.....	3,042	1,839	.....	1,839
Other .....	-123	.....	-123	-68	.....	-68	-72	.....	-72
Other .....	10	.....	10	-20	.....	-20	20	.....	20
Trust funds:									
Department of the Army .....	(* *)	.....	(* *)	1	.....	1	1	.....	1
Department of the Navy .....	2	.....	2	7	.....	7	6	.....	6
Department of the Air Force .....	(* *)	1	(* *)	6	4	2	4	3	1
Defense agencies .....	14	.....	14	59	.....	59	50	.....	50
Proprietary receipts from the public:									
Department of the Army .....	.....	-248	248	.....	285	-285	.....	-9	9
Department of the Navy .....	.....	-4	4	.....	31	-31	.....	30	-30
Department of the Air Force .....	.....	256	-256	.....	249	-249	.....	271	-271
Defense agencies .....	.....	194	-194	.....	285	-285	.....	131	-131



**Table 5. Outlays of the U.S. Government, January 2008 and Other Periods—Continued**  
 [\$ millions]

Classification	This Month			Current Fiscal Year to Date			Prior Fiscal Year to Date		
	Gross Outlays	Applicable Receipts	Outlays	Gross Outlays	Applicable Receipts	Outlays	Gross Outlays	Applicable Receipts	Outlays
<b>Department of Defense—Military:—Continued</b>									
Intrabudgetary transactions:									
Department of the Army .....	-90	.....	-90	77	.....	77	17	.....	17
Department of the Navy .....	-18	.....	-18	14	.....	14	-10	.....	-10
Department of the Air Force .....	-54	.....	-54	-8	.....	-8	40	.....	40
Defense agencies .....	-9	.....	-9	-41	.....	-41	-29	.....	-29
Offsetting governmental receipts:									
Department of the Army .....	.....	1	-1	.....	2	-2	.....	3	-3
Defense agencies .....	.....	(*)	(*)	.....	(*)	(*)	.....	(*)	(*)
<b>Total—Department of Defense—Military .....</b>	<b>44,507</b>	<b>199</b>	<b>44,309</b>	<b>200,279</b>	<b>856</b>	<b>199,423</b>	<b>181,466</b>	<b>429</b>	<b>181,038</b>
<b>Department of Education:</b>									
Office of Elementary and Secondary Education:									
Education for the disadvantaged .....	1,309	.....	1,309	4,665	.....	4,665	4,627	.....	4,627
Impact aid .....	258	.....	258	495	.....	495	400	.....	400
School improvement programs .....	447	.....	447	1,763	.....	1,763	1,862	.....	1,862
Other .....	11	.....	11	29	.....	29	34	.....	34
<b>Total—Office of Elementary and Secondary Education .....</b>	<b>2,025</b>	<b>.....</b>	<b>2,025</b>	<b>6,952</b>	<b>.....</b>	<b>6,952</b>	<b>6,924</b>	<b>.....</b>	<b>6,924</b>
Office of Innovation and Improvement .....	84	.....	84	294	.....	294	277	.....	277
Office of English Language Acquisition .....	43	.....	43	136	.....	136	213	.....	213
Office of Special Education and Rehabilitative Services:									
Special education .....	1,089	.....	1,089	3,907	.....	3,907	3,909	.....	3,909
Rehabilitation services and disability research .....	271	.....	271	1,034	.....	1,034	1,066	.....	1,066
Special institutions for persons with disabilities .....	9	.....	9	44	.....	44	54	.....	54
Office of Vocational and Adult Education .....	171	.....	171	583	.....	583	609	.....	609
Office of Postsecondary Education:									
College housing and academic facilities loans .....	-1	1	-2	-4	8	-12	-5	12	-17
Higher education .....	160	.....	160	650	.....	650	622	.....	622
Howard University .....	.....	.....	.....	48	.....	48	44	.....	44
<b>Total—Office of Postsecondary Education .....</b>	<b>159</b>	<b>1</b>	<b>159</b>	<b>694</b>	<b>8</b>	<b>686</b>	<b>661</b>	<b>12</b>	<b>649</b>
Office of Federal Student Aid:									
Student financial assistance .....	2,551	.....	2,551	5,861	.....	5,861	5,136	.....	5,136
Academic competitiveness-smart grant program .....	80	.....	80	208	.....	208	139	.....	139
Student Aid Administration .....	51	.....	51	192	.....	192	54	.....	54
Federal direct student loans .....	93	.....	93	189	.....	189	605	.....	605
Federal family education loans .....	823	.....	823	1,368	.....	1,368	3,055	.....	3,055
<b>Total—Federal Student Aid .....</b>	<b>3,597</b>	<b>.....</b>	<b>3,597</b>	<b>7,818</b>	<b>.....</b>	<b>7,818</b>	<b>8,988</b>	<b>.....</b>	<b>8,988</b>
Institute of Education Sciences .....	36	.....	36	137	.....	137	108	.....	108
Hurricane education recovery .....	15	.....	15	108	.....	108	207	.....	207
Other .....	108	.....	108	439	.....	439	442	.....	442
Proprietary receipts from the public .....	.....	32	-32	.....	73	-73	.....	34	-34
Intrabudgetary transactions .....	6	.....	6	25	.....	25	53	.....	53
<b>Total—Department of Education .....</b>	<b>7,613</b>	<b>33</b>	<b>7,580</b>	<b>22,170</b>	<b>81</b>	<b>22,089</b>	<b>23,512</b>	<b>47</b>	<b>23,466</b>
<b>Department of Energy:</b>									
National Nuclear Security Administration:									
Naval reactors .....	69	.....	69	267	.....	267	251	.....	251
Weapons activities .....	490	.....	490	2,172	.....	2,172	2,233	.....	2,233
Defense nuclear nonproliferation .....	120	.....	120	505	.....	505	467	.....	467
Other .....	37	.....	37	120	.....	120	110	.....	110
Environmental and Other Defense Activities:									
Defense site acceleration completion .....	385	.....	385	1,871	.....	1,871	1,961	.....	1,961
Defense environmental services .....	(*)	.....	(*)	(*)	.....	(*)	1	.....	1
Other defense activities .....	60	.....	60	234	.....	234	221	.....	221
Defense nuclear waste disposal .....	37	.....	37	112	.....	112	86	.....	86
Other .....	(*)	.....	(*)	(*)	.....	(*)	(*)	.....	(*)
Energy Programs:									
Science .....	326	.....	326	1,356	.....	1,356	1,271	.....	1,271
Energy supply .....	140	.....	140	582	.....	582	521	.....	521
Energy conservation .....	1	.....	1	1	.....	1	-1	.....	-1
Uranium enrichment decontamination and decommissioning fund .....	38	.....	38	151	.....	151	144	.....	144
Other .....	133	(*)	132	528	8	520	563	11	552
<b>Total—Energy Programs .....</b>	<b>637</b>	<b>(*)</b>	<b>637</b>	<b>2,618</b>	<b>8</b>	<b>2,610</b>	<b>2,498</b>	<b>11</b>	<b>2,487</b>
Power Marketing Administration .....	192	272	-79	943	1,032	-89	927	1,111	-184
Departmental Administration .....	33	.....	33	108	.....	108	75	.....	75
Proprietary receipts from the public .....	.....	147	-147	.....	545	-545	.....	588	-588
Intrabudgetary transactions .....	-398	.....	-398	-1,623	.....	-1,623	107	.....	107
<b>Total—Department of Energy .....</b>	<b>1,662</b>	<b>419</b>	<b>1,243</b>	<b>7,327</b>	<b>1,585</b>	<b>5,741</b>	<b>8,938</b>	<b>1,710</b>	<b>7,228</b>

**Table 5. Outlays of the U.S. Government, January 2008 and Other Periods—Continued**  
 [\$ millions]

Classification	This Month			Current Fiscal Year to Date			Prior Fiscal Year to Date		
	Gross Outlays	Applicable Receipts	Outlays	Gross Outlays	Applicable Receipts	Outlays	Gross Outlays	Applicable Receipts	Outlays
<b>Department of Health and Human Services:</b>									
Public Health Service:									
Food and Drug Administration .....	115	1	114	223	2	220	448	2	446
Health Resources and Services Administration .....	541	1	540	2,270	5	2,265	2,035	5	2,030
Indian Health Services .....	184	.....	184	620	.....	620	1,005	.....	1,005
Centers for Disease Control and Prevention .....	449	.....	449	1,897	.....	1,897	1,715	.....	1,715
National Institutes of Health .....	2,508	.....	2,508	9,319	.....	9,319	9,089	.....	9,089
Substance Abuse and Mental Health Services Administration .....	266	.....	266	1,027	.....	1,027	995	.....	995
Agency for Healthcare Research and Quality .....	-114	.....	-114	-53	.....	-53	100	.....	100
<b>Total—Public Health Service .....</b>	<b>3,949</b>	<b>2</b>	<b>3,948</b>	<b>15,302</b>	<b>7</b>	<b>15,295</b>	<b>15,387</b>	<b>7</b>	<b>15,380</b>
Centers for Medicare and Medicaid Services:									
Grants to States for Medicaid .....	16,379	.....	16,379	66,800	.....	66,800	61,604	.....	61,604
Payments to health care trust funds .....	15,207	.....	15,207	58,931	.....	58,931	60,984	.....	60,984
State children's health insurance fund .....	581	.....	581	2,171	.....	2,171	1,924	.....	1,924
Federal hospital insurance trust fund:									
Benefit payments .....	19,183	.....	19,183	69,324	.....	69,324	66,777	.....	66,777
Administrative expenses .....	173	.....	173	736	.....	736	582	.....	582
<b>Total—FHI trust fund .....</b>	<b>19,356</b>	<b>.....</b>	<b>19,356</b>	<b>70,060</b>	<b>.....</b>	<b>70,060</b>	<b>67,359</b>	<b>.....</b>	<b>67,359</b>
Health care fraud and abuse control .....	85	.....	85	299	.....	299	355	.....	355
Federal supplementary medical insurance trust fund:									
Benefit payments .....	15,281	.....	15,281	59,355	.....	59,355	59,409	.....	59,409
Administrative expenses .....	214	.....	214	898	.....	898	862	.....	862
<b>Total—FSMI trust fund .....</b>	<b>15,495</b>	<b>.....</b>	<b>15,495</b>	<b>60,253</b>	<b>.....</b>	<b>60,253</b>	<b>60,271</b>	<b>.....</b>	<b>60,271</b>
Transitional drug assistance:									
Benefit payments .....	.....	.....	.....	.....	.....	.....	(* *)	.....	(* *)
Administrative expenses .....	(* *)	.....	(* *)	1	.....	1	3	.....	3
Medicare prescription drugs:									
Benefit payments .....	1,440	.....	1,440	11,740	.....	11,740	16,789	.....	16,789
Administrative expenses .....	41	.....	41	44	.....	44	191	.....	191
Other .....	52	.....	52	214	.....	214	799	.....	799
<b>Total—Centers for Medicare and Medicaid Services ..</b>	<b>68,635</b>	<b>.....</b>	<b>68,635</b>	<b>270,514</b>	<b>.....</b>	<b>270,514</b>	<b>270,278</b>	<b>.....</b>	<b>270,278</b>
Administration for Children and Families:									
Temporary assistance for needy families .....	1,522	.....	1,522	6,115	.....	6,115	5,558	.....	5,558
Payments to States for child support enforcement and family support programs .....	300	.....	300	1,093	.....	1,093	1,127	.....	1,127
Low income home energy assistance .....	302	.....	302	1,069	.....	1,069	1,045	.....	1,045
Refugee and entrant assistance .....	45	.....	45	187	.....	187	158	.....	158
Child care entitlement to States .....	247	.....	247	985	.....	985	1,070	.....	1,070
Payments to States for the child care and development block grant .....	64	.....	64	422	.....	422	417	.....	417
Social services block grant .....	174	.....	174	640	.....	640	545	.....	545
Children and families services programs .....	750	.....	750	2,983	.....	2,983	2,931	.....	2,931
Payments to States for foster care and adoption assistance .....	591	.....	591	2,317	.....	2,317	2,200	.....	2,200
Other .....	43	.....	43	140	.....	140	176	.....	176
<b>Total—Administration for Children and Families .....</b>	<b>4,038</b>	<b>.....</b>	<b>4,038</b>	<b>15,949</b>	<b>.....</b>	<b>15,949</b>	<b>15,227</b>	<b>.....</b>	<b>15,227</b>
Administration on Aging .....	102	.....	102	441	.....	441	435	.....	435
Departmental Management .....	362	.....	362	851	.....	851	984	.....	984
Other .....	79	.....	79	229	.....	229	316	.....	316
Proprietary receipts from the public .....	.....	5,251	-5,251	.....	20,272	-20,272	.....	19,389	-19,389
Intrabudgetary transactions:									
Payments for health insurance for the aged:									
Federal supplementary medical insurance trust fund ..	-12,685	.....	-12,685	-56,402	.....	-56,402	-59,201	.....	-59,201
Payments for tax and other credits:									
Federal hospital insurance trust fund .....	-2,521	.....	-2,521	-2,526	.....	-2,526	-1,783	.....	-1,783
Other .....	-127	.....	-127	17	.....	17	93	.....	93
<b>Total—Department of Health and Human Services ..</b>	<b>61,832</b>	<b>5,253</b>	<b>56,579</b>	<b>244,376</b>	<b>20,279</b>	<b>224,096</b>	<b>241,736</b>	<b>19,396</b>	<b>222,340</b>
<b>Department of Homeland Security:</b>									
Departmental Management and operations .....	85	.....	85	262	.....	262	228	.....	228
Citizenship and Immigration Services .....	187	.....	187	610	.....	610	574	.....	574
United States Secret Service .....	136	.....	136	494	.....	494	458	.....	458
Security, Enforcement, and Investigations:									
Transportation Security Administration .....	453	.....	453	1,253	.....	1,253	1,315	.....	1,315
Immigration and customs .....	425	.....	425	1,316	.....	1,316	1,079	.....	1,079
Customs and border protection .....	854	.....	854	2,955	.....	2,955	2,519	.....	2,519
Other .....	36	.....	36	113	.....	113	106	.....	106
<b>Total—Security, Enforcement, and Investigations .....</b>	<b>1,767</b>	<b>.....</b>	<b>1,767</b>	<b>5,638</b>	<b>.....</b>	<b>5,638</b>	<b>5,019</b>	<b>.....</b>	<b>5,019</b>

**Table 5. Outlays of the U.S. Government, January 2008 and Other Periods—Continued**  
 [\$ millions]

Classification	This Month			Current Fiscal Year to Date			Prior Fiscal Year to Date		
	Gross Outlays	Applicable Receipts	Outlays	Gross Outlays	Applicable Receipts	Outlays	Gross Outlays	Applicable Receipts	Outlays
<b>Department of Homeland Security:—Continued</b>									
United States Coast Guard .....	569	1	568	2,984	3	2,981	2,644	3	2,641
National protection and programs directorate .....	98	.....	98	476	.....	476	205	.....	205
Federal Emergency Management Administration:									
State and local programs .....	142	.....	142	647	.....	647	871	.....	871
Firefighter assistance grants .....	118	.....	118	201	.....	201	110	.....	110
Disaster relief .....	584	.....	584	2,620	.....	2,620	3,335	.....	3,335
National flood insurance fund .....	28	100	-71	478	443	35	610	253	357
Other .....	42	.....	42	456	.....	456	393	.....	393
Total—Federal Emergency Management Administration .....	915	100	815	4,401	443	3,959	5,318	253	5,065
Science and technology .....	85	.....	85	297	.....	297	367	.....	367
Domestic Nuclear Detection Office .....	35	.....	35	104	.....	104	2	.....	2
Other .....	19	.....	19	61	.....	61	141	.....	141
Proprietary receipts from the public .....	.....	150	-150	.....	138	-138	.....	46	-46
Intrabudgetary transactions .....	-35	.....	-35	89	.....	89	91	.....	91
Offsetting governmental receipts .....	.....	408	-408	.....	1,750	-1,750	.....	1,310	-1,310
<b>Total—Department of Homeland Security .....</b>	<b>3,861</b>	<b>659</b>	<b>3,202</b>	<b>15,417</b>	<b>2,334</b>	<b>13,083</b>	<b>15,046</b>	<b>1,612</b>	<b>13,434</b>
<b>Department of Housing and Urban Development:</b>									
Public and Indian Housing Programs:									
Tenant based rental assistance .....	1,316	.....	1,316	5,266	.....	5,266	5,210	.....	5,210
Housing certificate fund .....	222	.....	222	1,137	.....	1,137	854	.....	854
Project-based rental assistance .....	516	.....	516	1,789	.....	1,789	1,966	.....	1,966
Public housing capital fund .....	205	.....	205	1,090	.....	1,090	1,168	.....	1,168
Public housing operating fund .....	352	.....	352	1,407	.....	1,407	1,221	.....	1,221
Revitalization of severely distressed public housing (Hope VI) .....	34	.....	34	159	.....	159	179	.....	179
Native American housing block grant .....	40	.....	40	212	.....	212	187	.....	187
Other .....	(* *)	.....	(* *)	-68	.....	-68	-33	(* *)	-33
Total—Public and Indian Housing Programs .....	2,685	.....	2,685	10,992	.....	10,992	10,753	(* *)	10,753
Community Planning and Development:									
Housing opportunities for persons with AIDS .....	23	.....	23	97	.....	97	83	.....	83
Community development fund .....	860	.....	860	3,893	.....	3,893	2,697	.....	2,697
Home investment partnership program .....	166	.....	166	643	.....	643	626	.....	626
Homeless assistance grants .....	124	.....	124	473	.....	473	463	.....	463
Other .....	8	(* *)	8	25	(* *)	25	24	(* *)	24
Total—Community Planning and Development .....	1,182	(* *)	1,182	5,130	(* *)	5,130	3,892	(* *)	3,892
Housing Programs:									
Public enterprise funds .....	.....	8	-8	(* *)	16	-15	.....	10	-10
Credit accounts:									
FHA-Mutual mortgage insurance fund, program account .....	4	.....	4	12	.....	12	10	.....	10
FHA-Mutual mortgage insurance capital reserve account .....	-48	.....	-48	-365	.....	-365	-348	.....	-348
FHA-Mutual mortgage and cooperative housing insurance fund, liquidating account .....	2	1	1	40	22	18	20	21	-1
FHA-General and special risk fund, program account .....	7	.....	7	23	.....	23	20	.....	20
FHA-General and special risk fund, liquidating account .....	25	19	5	74	60	14	108	42	66
Housing for the elderly or handicapped fund, liquidating account .....	(* *)	70	-69	(* *)	379	-379	(* *)	582	-581
Housing for the elderly .....	104	.....	104	428	.....	428	416	.....	416
Other assisted housing programs .....	48	.....	48	208	.....	208	203	(* *)	203
Other .....	1	.....	1	2	.....	2	2	.....	2
Total—Housing Programs .....	144	99	45	423	476	-54	431	655	-224
Government National Mortgage Association:									
Guarantees of mortgage-backed securities .....	5	127	-121	27	173	-147	70	122	-52
Management and Administration .....	163	.....	163	526	.....	526	520	.....	520
Other .....	23	.....	23	81	.....	81	75	.....	75
Proprietary receipts from the public:									
FHA-General and special risk fund .....	.....	58	-58	.....	190	-190	.....	266	-266
Other .....	.....	9	-9	.....	17	-17	.....	17	-17
Intrabudgetary transactions:									
Other .....	-1	.....	-1	2	.....	2	-2	.....	-2
Offsetting governmental receipts .....	.....	20	-20	.....	35	-35	.....	25	-25
<b>Total—Department of Housing and Urban Development .....</b>	<b>4,203</b>	<b>312</b>	<b>3,890</b>	<b>17,180</b>	<b>892</b>	<b>16,288</b>	<b>15,739</b>	<b>1,083</b>	<b>14,655</b>

**Table 5. Outlays of the U.S. Government, January 2008 and Other Periods—Continued**  
 [\$ millions]

Classification	This Month			Current Fiscal Year to Date			Prior Fiscal Year to Date		
	Gross Outlays	Applicable Receipts	Outlays	Gross Outlays	Applicable Receipts	Outlays	Gross Outlays	Applicable Receipts	Outlays
<b>Department of the Interior:</b>									
Land and Minerals Management:									
Bureau of Land Management:									
Management of lands and resources .....	51	.....	51	275	.....	275	257	.....	257
Wildland fire management .....	51	.....	51	263	.....	263	243	.....	243
Other .....	41	8	33	253	44	209	226	46	179
Minerals Management Service .....	155	.....	155	597	.....	597	578	.....	578
Office of Surface Mining Reclamation and Enforcement .....	57	.....	57	285	.....	285	165	.....	165
<b>Total—Land and Minerals Management .....</b>	<b>355</b>	<b>8</b>	<b>347</b>	<b>1,672</b>	<b>44</b>	<b>1,628</b>	<b>1,469</b>	<b>46</b>	<b>1,422</b>
Water and Science:									
Bureau of Reclamation:									
Water and related resources .....	36	.....	36	222	.....	222	222	.....	222
Other .....	53	41	12	167	84	83	174	68	107
United States Geological Survey .....	82	.....	82	344	.....	344	328	.....	328
Other .....	41	.....	41	44	.....	44	18	.....	18
<b>Total—Water and Science .....</b>	<b>212</b>	<b>41</b>	<b>171</b>	<b>778</b>	<b>84</b>	<b>694</b>	<b>743</b>	<b>68</b>	<b>675</b>
Fish and Wildlife and Parks:									
United States Fish and Wildlife Service .....	169	.....	169	686	.....	686	638	.....	638
National Park Service .....	195	.....	195	891	.....	891	851	.....	851
<b>Total—Fish and Wildlife and Parks .....</b>	<b>364</b>	.....	<b>364</b>	<b>1,577</b>	.....	<b>1,577</b>	<b>1,489</b>	.....	<b>1,489</b>
Bureau of Indian Affairs .....	251	(* *)	251	645	(* *)	645	588	4	584
Departmental Offices:									
Insular affairs .....	23	.....	23	125	.....	125	142	.....	142
Office of Special Trustee for American Indians .....	61	.....	61	176	.....	176	157	.....	157
Other .....	107	.....	107	395	.....	395	265	.....	265
Proprietary receipts from the public .....	.....	398	-398	.....	1,533	-1,533	.....	1,518	-1,518
Intrabudgetary transactions .....	-13	.....	-13	-61	.....	-61	-116	.....	-116
<b>Total—Department of the Interior .....</b>	<b>1,359</b>	<b>447</b>	<b>912</b>	<b>5,309</b>	<b>1,662</b>	<b>3,647</b>	<b>4,735</b>	<b>1,636</b>	<b>3,099</b>
<b>Department of Justice:</b>									
General Administration .....	206	.....	206	767	.....	767	739	.....	739
Legal Activities and United States Marshals:									
General legal activities .....	83	.....	83	240	.....	240	214	.....	214
United States Attorneys .....	159	.....	159	509	.....	509	507	.....	507
United States Marshals Service .....	107	.....	107	275	.....	275	249	.....	249
Assets forfeiture fund .....	105	.....	105	271	.....	271	411	.....	411
Other .....	34	.....	34	158	.....	158	115	.....	115
Federal Bureau of Investigation .....	612	.....	612	2,130	.....	2,130	1,833	.....	1,833
Drug Enforcement Administration .....	179	.....	179	655	.....	655	609	.....	609
Bureau of Alcohol, Tobacco, Firearms, and Explosives .....	112	.....	112	338	.....	338	304	.....	304
Federal Prison System .....	583	29	554	2,009	109	1,900	1,837	104	1,733
Office of Justice Programs:									
State and local law enforcement assistance .....	88	.....	88	869	.....	869	447	.....	447
Community oriented policing services .....	17	.....	17	91	.....	91	179	.....	179
Other .....	130	.....	130	603	.....	603	561	.....	561
Other .....	35	.....	35	170	.....	170	177	.....	177
Proprietary receipts from the public .....	.....	37	-37	.....	30	-30	.....	5	-5
Intrabudgetary transactions .....	65	.....	65	630	.....	630	26	.....	26
Offsetting governmental receipts .....	.....	34	-34	.....	106	-106	.....	82	-82
<b>Total—Department of Justice .....</b>	<b>2,512</b>	<b>100</b>	<b>2,412</b>	<b>9,715</b>	<b>245</b>	<b>9,470</b>	<b>8,210</b>	<b>191</b>	<b>8,019</b>
<b>Department of Labor:</b>									
Employment and Training Administration:									
Training and employment services .....	399	.....	399	1,665	.....	1,665	1,714	.....	1,714
Community service employment for older Americans .....	40	.....	40	158	.....	158	137	.....	137
Federal unemployment benefits and allowances .....	75	.....	75	282	.....	282	251	.....	251
State unemployment insurance and employment service operations .....	1	.....	1	27	.....	27	94	.....	94
Program Administration .....	17	.....	17	53	.....	53	42	.....	42
Unemployment trust fund:									
Federal-State unemployment insurance:									
State unemployment benefits .....	3,966	.....	3,966	12,143	.....	12,143	10,638	.....	10,638
State administrative expenses .....	302	.....	302	1,124	.....	1,124	1,040	.....	1,040
Federal administrative expenses .....	29	.....	29	135	.....	135	133	.....	133
Other .....	(* *)	.....	(* *)	1	.....	1	1	.....	1
<b>Total—Unemployment trust fund .....</b>	<b>4,298</b>	.....	<b>4,298</b>	<b>13,403</b>	.....	<b>13,403</b>	<b>11,812</b>	.....	<b>11,812</b>
Other .....	(* *)	.....	(* *)	1	.....	1	1	.....	1
<b>Total—Employment and Training Administration .....</b>	<b>4,829</b>	.....	<b>4,829</b>	<b>15,590</b>	.....	<b>15,590</b>	<b>14,050</b>	.....	<b>14,050</b>

**Table 5. Outlays of the U.S. Government, January 2008 and Other Periods—Continued**  
 [\$ millions]

Classification	This Month			Current Fiscal Year to Date			Prior Fiscal Year to Date		
	Gross Outlays	Applicable Receipts	Outlays	Gross Outlays	Applicable Receipts	Outlays	Gross Outlays	Applicable Receipts	Outlays
<b>Department of Labor:—Continued</b>									
Pension Benefit Guaranty Corporation .....	388	389	-1	1,565	2,220	-654	1,506	766	741
Employment Standards Administration:									
Salaries and expenses .....	54		54	156		156	143		143
Special benefits .....	60		60	345		345	499		499
Energy employees occupational illness compensation fund .....	95		95	362		362	264		264
Special benefits for disabled coal miners .....	22		22	91		91	99		99
Black lung disability trust fund .....	28		28	108		108	116		116
Other .....	20		20	99		99	115		115
Occupational Safety and Health Administration .....	54		54	175		175	158		158
Mine Safety and Health Administration .....	40		40	115		115	96		96
Bureau of Labor Statistics .....	57		57	163		163	161		161
Other .....	50		50	230		230	221		221
Proprietary receipts from the public .....		3	-3		18	-18		7	-7
Intrabudgetary transactions .....	-4		-4	-171		-171	-191		-191
<b>Total—Department of Labor .....</b>	<b>5,694</b>	<b>392</b>	<b>5,302</b>	<b>18,827</b>	<b>2,238</b>	<b>16,590</b>	<b>17,237</b>	<b>773</b>	<b>16,464</b>
<b>Department of State:</b>									
Administration of Foreign Affairs:									
Diplomatic and consular programs .....	847		847	2,057		2,057	1,466		1,466
Embassy security, construction, and maintenance .....	153		153	508		508	604		604
Payment to Foreign Service retirement and disability fund .....				17		17	47		47
Foreign Service retirement and disability fund .....	61		61	249		249	232		232
Other .....	-136		-136	320		320	431		431
<b>Total—Administration of Foreign Affairs .....</b>	<b>925</b>		<b>925</b>	<b>3,151</b>		<b>3,151</b>	<b>2,780</b>		<b>2,780</b>
International Organizations and Conferences .....	17		17	1,564		1,564	1,201		1,201
Migration and refugee assistance .....	70		70	281		281	291		291
International narcotics control and law enforcement .....	121		121	296		296	-176		-176
Andean counterdrug initiative .....	48		48	223		223	224		224
Other .....	163		163	897		897	664		664
Proprietary receipts from the public .....		-22	22		-34	34		9	-9
Intrabudgetary transactions .....	-71		-71	-106		-106	-136		-136
<b>Total—Department of State .....</b>	<b>1,273</b>	<b>-22</b>	<b>1,295</b>	<b>6,307</b>	<b>-34</b>	<b>6,341</b>	<b>4,847</b>	<b>9</b>	<b>4,838</b>
<b>Department of Transportation:</b>									
Office of the Secretary .....	-18		-18	46		46	53		53
Federal Aviation Administration:									
Operations .....	-637		-637	1,420		1,420	1,675		1,675
Airport and airway trust fund:									
Grants-in-aid for airports .....	253		253	1,446		1,446	1,554		1,554
Facilities and equipment .....	185		185	813		813	763		763
Research, engineering, and development .....	9		9	23		23	40		40
Trust fund share of FAA operations .....	1,414		1,414	1,414		1,414	995		995
<b>Total—Airport and airway trust fund .....</b>	<b>1,862</b>		<b>1,862</b>	<b>3,696</b>		<b>3,696</b>	<b>3,352</b>		<b>3,352</b>
Other .....	-90	36	-126	-77	50	-127	-2	60	-62
<b>Total—Federal Aviation Administration .....</b>	<b>1,136</b>	<b>36</b>	<b>1,100</b>	<b>5,039</b>	<b>50</b>	<b>4,989</b>	<b>5,024</b>	<b>60</b>	<b>4,964</b>
Federal Highway Administration:									
Highway trust fund:									
Federal-aid highways .....	2,071		2,071	11,283		11,283	10,825		10,825
Other .....	13		13	56	3	53	53		53
Other programs .....	178		178	510		510	390		390
<b>Total—Federal Highway Administration .....</b>	<b>2,262</b>		<b>2,262</b>	<b>11,849</b>	<b>3</b>	<b>11,846</b>	<b>11,269</b>		<b>11,269</b>
Federal Motor Carrier Safety Administration .....	30		30	155		155	140		140
National Highway Traffic Safety Administration .....	33		33	255		255	233		233
Federal Railroad Administration:									
Capital grants to the National Railroad Passenger Corporation .....	(*)		(*)	11		11	4		4
Other .....	22		22	327	2	325	496	3	494
<b>Total—Federal Railroad Administration .....</b>	<b>22</b>		<b>22</b>	<b>338</b>	<b>2</b>	<b>336</b>	<b>501</b>	<b>3</b>	<b>498</b>
Federal Transit Administration:									
Formula grants .....	113		113	516		516	843		843
Capital investment grants .....	148		148	684		684	810		810
Discretionary grants .....	2		2	5		5	(*)		(*)
Formula and bus grants .....	307		307	1,666		1,666	879		879
Other .....	1		1	63		63	123		123
<b>Total—Federal Transit Administration .....</b>	<b>571</b>		<b>571</b>	<b>2,934</b>		<b>2,934</b>	<b>2,656</b>		<b>2,656</b>

**Table 5. Outlays of the U.S. Government, January 2008 and Other Periods—Continued**  
 [\$ millions]

Classification	This Month			Current Fiscal Year to Date			Prior Fiscal Year to Date		
	Gross Outlays	Applicable Receipts	Outlays	Gross Outlays	Applicable Receipts	Outlays	Gross Outlays	Applicable Receipts	Outlays
<b>Department of Transportation:—Continued</b>									
Maritime Administration .....	65	(* *)	65	183	234	-51	193	32	161
Other .....	21	1	20	68	2	66	44	3	42
Proprietary receipts from the public .....	.....	2	-2	.....	16	-16	.....	9	-9
Intrabudgetary transactions .....	-7	.....	-7	-11	.....	-11	63	.....	63
Offsetting governmental receipts .....	.....	(* *)	(* *)	.....	(* *)	(* *)	.....	(* *)	(* *)
<b>Total—Department of Transportation .....</b>	<b>4,115</b>	<b>38</b>	<b>4,076</b>	<b>20,855</b>	<b>306</b>	<b>20,549</b>	<b>20,175</b>	<b>106</b>	<b>20,069</b>
<b>Department of the Treasury:</b>									
Departmental Offices:									
Exchange stabilization fund .....	.....	139	-139	.....	482	-482	-182	285	-467
Other .....	87	.....	87	330	.....	330	295	.....	295
Financial Management Service:									
Salaries and expenses .....	26	.....	26	87	.....	87	95	.....	95
Payment to the Resolution Funding Corporation .....	217	.....	217	475	.....	475	986	.....	986
Financial agent services .....	30	.....	30	149	.....	149	130	.....	130
Interest paid to credit financing accounts .....	.....	.....	.....	26	.....	26	(* *)	.....	(* *)
Claims, judgements, and relief acts .....	29	.....	29	249	.....	249	253	.....	253
Other .....	(* *)	.....	(* *)	353	.....	353	458	(* *)	458
<b>Total—Financial Management Service .....</b>	<b>303</b>	<b>.....</b>	<b>303</b>	<b>1,340</b>	<b>.....</b>	<b>1,340</b>	<b>1,922</b>	<b>(* *)</b>	<b>1,922</b>
Federal Financing Bank .....	-24	.....	-24	-356	.....	-356	-84	.....	-84
Alcohol and tobacco tax and trade bureau:									
Salaries and expenses .....	9	.....	9	30	.....	30	31	.....	31
Internal revenue collections for Puerto Rico .....	44	.....	44	133	.....	133	160	.....	160
Bureau of Engraving and Printing .....	40	.....	40	9	.....	9	-4	.....	-4
United States Mint .....	197	313	-116	661	874	-213	629	807	-178
Bureau of the Public Debt .....	49	.....	49	91	.....	91	93	.....	93
Internal Revenue Service:									
Processing, assistance, and management .....	225	.....	225	708	.....	708	795	.....	795
Tax law enforcement .....	522	.....	522	1,617	.....	1,617	1,624	.....	1,624
Information systems .....	311	.....	311	1,145	.....	1,145	1,056	.....	1,056
Payment where earned income credit exceeds liability for tax .....	3,284	.....	3,284	3,483	.....	3,483	3,546	.....	3,546
Payment where child credit exceeds liability for tax .....	832	.....	832	1,253	.....	1,253	1,261	.....	1,261
Refunding internal revenue collections, interest .....	71	.....	71	2,377	.....	2,377	750	.....	750
Other .....	35	1	34	137	2	135	122	4	118
<b>Total—Internal Revenue Service .....</b>	<b>5,281</b>	<b>1</b>	<b>5,280</b>	<b>10,719</b>	<b>2</b>	<b>10,717</b>	<b>9,154</b>	<b>4</b>	<b>9,150</b>
Comptroller of the Currency .....	74	(* *)	75	227	5	222	202	8	194
Office of Thrift Supervision .....	12	123	-111	83	118	-36	83	100	-17
Interest on the public debt:									
Interest on Treasury debt securities (gross):									
Public issues (accrual basis) .....	21,332	.....	21,332	79,296	.....	79,296	70,258	.....	70,258
Special issues (cash basis) .....	3,355	.....	3,355	99,184	.....	99,184	86,381	.....	86,381
<b>Total—Interest on Treasury debt securities (gross) .....</b>	<b>24,687</b>	<b>.....</b>	<b>24,687</b>	<b>178,480</b>	<b>.....</b>	<b>178,480</b>	<b>156,640</b>	<b>.....</b>	<b>156,640</b>
<b>Total—Interest on the public debt .....</b>	<b>24,687</b>	<b>.....</b>	<b>24,687</b>	<b>178,480</b>	<b>.....</b>	<b>178,480</b>	<b>156,640</b>	<b>.....</b>	<b>156,640</b>
Other .....	8	.....	8	25	.....	25	26	.....	26
Proprietary receipts from the public .....	.....	232	-232	.....	743	-743	.....	891	-891
Intrabudgetary transactions .....	-173	.....	-173	-1,153	.....	-1,153	-1,648	.....	-1,648
<b>Total—Department of the Treasury .....</b>	<b>30,594</b>	<b>807</b>	<b>29,787</b>	<b>190,619</b>	<b>2,224</b>	<b>188,394</b>	<b>167,317</b>	<b>2,095</b>	<b>165,222</b>
<b>Department of Veterans Affairs:</b>									
Veterans Health Administration:									
Medical care .....	2,609	.....	2,609	10,952	.....	10,952	9,750	.....	9,750
Medical Administration .....	274	.....	274	1,200	.....	1,200	1,209	.....	1,209
Other .....	63	24	39	293	99	194	285	98	187
Benefit programs:									
Public enterprise funds:									
Veterans housing benefit program fund .....	2	3	-1	3	7	-4	8	17	-9
Other .....	122	127	-5	420	419	1	469	461	7
Compensation and pensions .....	207	.....	207	12,943	.....	12,943	9,208	.....	9,208
Readjustment benefits .....	206	.....	206	1,147	.....	1,147	1,032	.....	1,032
Insurance funds:									
National service life .....	96	.....	96	348	.....	348	356	.....	356
United States Government Life .....	1	.....	1	2	.....	2	2	.....	2
Veterans special life .....	13	2	10	43	75	-31	41	76	-36
Other .....	(* *)	.....	(* *)	2	.....	2	7	.....	7
<b>Total—Benefit programs .....</b>	<b>647</b>	<b>132</b>	<b>515</b>	<b>14,908</b>	<b>500</b>	<b>14,407</b>	<b>11,122</b>	<b>554</b>	<b>10,568</b>

**Table 5. Outlays of the U.S. Government, January 2008 and Other Periods—Continued**  
 [\$ millions]

Classification	This Month			Current Fiscal Year to Date			Prior Fiscal Year to Date		
	Gross Outlays	Applicable Receipts	Outlays	Gross Outlays	Applicable Receipts	Outlays	Gross Outlays	Applicable Receipts	Outlays
<b>Department of Veterans Affairs:—Continued</b>									
Departmental Administration .....	304	.....	304	1,630	(* *)	1,630	1,377	.....	1,377
Proprietary receipts from the public:									
National service life .....		13	-13		44	-44		49	-49
Other .....		221	-221		864	-864		788	-788
Intrabudgetary transactions .....	4	.....	4	-4	.....	-4	-1	.....	-1
<b>Total—Department of Veterans Affairs .....</b>	<b>3,901</b>	<b>390</b>	<b>3,511</b>	<b>28,980</b>	<b>1,508</b>	<b>27,472</b>	<b>23,742</b>	<b>1,490</b>	<b>22,252</b>
<b>Corps of Engineers:</b>									
Construction .....	124	.....	124	568	.....	568	518	.....	518
Operation and maintenance .....	154	.....	154	632	.....	632	482	.....	482
Flood control .....	60	.....	60	232	.....	232	-552	.....	-552
Harbor maintenance trust fund .....		.....			.....		185	.....	185
Rivers and harbors contributed funds .....	20	.....	20	90	.....	90	113	.....	113
Other .....	180	.....	180	437	.....	437	311	.....	311
Proprietary receipts from the public .....		29	-29		235	-235		185	-185
Intrabudgetary transactions .....	-1	.....	-1	-10	.....	-10	-9	.....	-9
<b>Total—Corps of Engineers .....</b>	<b>536</b>	<b>29</b>	<b>507</b>	<b>1,949</b>	<b>235</b>	<b>1,715</b>	<b>1,048</b>	<b>185</b>	<b>863</b>
<b>Other Defense Civil Programs:</b>									
Military Retirement:									
Payment to military retirement fund .....		.....		46,187	.....	46,187	26,048	.....	26,048
Military retirement fund .....	3,793	.....	3,793	14,907	.....	14,907	14,116	.....	14,116
Retiree Health Care:									
Payment to Department of Defense Medicare-eligible retiree health care fund .....		.....		12,930	.....	12,930	15,608	.....	15,608
Department of Defense Medicare-eligible retiree health care fund .....	937	.....	937	2,893	.....	2,893	2,794	.....	2,794
Educational benefits .....	34	.....	34	158	.....	158	161	.....	161
Other .....	31	.....	31	77	.....	77	59	.....	59
Proprietary receipts from the public .....		1	-1		3	-3		4	-4
Intrabudgetary transactions .....	-602	.....	-602	-61,132	.....	-61,132	-41,866	.....	-41,866
<b>Total—Other Defense Civil Programs .....</b>	<b>4,193</b>	<b>1</b>	<b>4,193</b>	<b>16,021</b>	<b>3</b>	<b>16,018</b>	<b>16,920</b>	<b>4</b>	<b>16,916</b>
<b>Environmental Protection Agency:</b>									
Science and technology .....	59	.....	59	252	.....	252	283	.....	283
Environmental programs and management .....	197	.....	197	796	.....	796	807	.....	807
State and tribal assistance grants .....	364	.....	364	1,255	.....	1,255	1,277	.....	1,277
Payment to the hazardous substance superfund .....	669	.....	669	985	.....	985	461	.....	461
Hazardous substance superfund .....	104	.....	104	441	.....	441	407	.....	407
Other .....	-1	17	-18	44	21	23	53	20	32
Proprietary receipts from the public .....		8	-8		34	-34		35	-35
Intrabudgetary transactions .....	-679	.....	-679	-966	.....	-966	-406	.....	-406
Offsetting governmental receipts .....		2	-2		8	-8		7	-7
<b>Total—Environmental Protection Agency .....</b>	<b>713</b>	<b>27</b>	<b>687</b>	<b>2,808</b>	<b>63</b>	<b>2,745</b>	<b>2,881</b>	<b>62</b>	<b>2,819</b>
<b>Executive Office of the President:</b>									
The White House .....	4	.....	4	16	.....	16	15	.....	15
Office of Management and Budget .....	6	.....	6	26	.....	26	26	.....	26
Unanticipated needs:									
Iraq relief and reconstruction fund .....	115	.....	115	393	.....	393	1,121	.....	1,121
Other .....	15	.....	15	65	.....	65	60	.....	60
Proprietary receipts from the public .....		(* *)	(* *)		(* *)	(* *)		(* *)	(* *)
Intrabudgetary transactions .....		.....		(* *)	.....	(* *)	(* *)	.....	(* *)
<b>Total—Executive Office of the President .....</b>	<b>140</b>	<b>(* *)</b>	<b>140</b>	<b>501</b>	<b>(* *)</b>	<b>501</b>	<b>1,221</b>	<b>(* *)</b>	<b>1,221</b>
<b>General Services Administration:</b>									
Real Property Activities .....	72	.....	72	172	.....	172	85	.....	85
Supply and Technology Activities .....	-68	.....	-68	-124	.....	-124	-95	.....	-95
General Activities .....	12	.....	12	74	.....	74	68	.....	68
Proprietary receipts from the public .....		3	-3		26	-26		97	-97
Intrabudgetary transactions .....	4	.....	4	2	.....	2	5	.....	5
<b>Total—General Services Administration .....</b>	<b>20</b>	<b>3</b>	<b>17</b>	<b>124</b>	<b>26</b>	<b>98</b>	<b>63</b>	<b>97</b>	<b>-35</b>
<b>International Assistance Program:</b>									
International Security Assistance:									
Foreign military loan program .....	2	28	-27	10	70	-60	14	87	-73
Foreign military financing program .....	3,301	.....	3,301	4,017	.....	4,017	1,179	.....	1,179
Economic support fund .....	348	.....	348	1,265	.....	1,265	1,088	.....	1,088
Other .....	93	.....	93	295	.....	295	190	.....	190
<b>Total—International Security Assistance .....</b>	<b>3,743</b>	<b>28</b>	<b>3,715</b>	<b>5,586</b>	<b>70</b>	<b>5,516</b>	<b>2,472</b>	<b>87</b>	<b>2,385</b>

**Table 5. Outlays of the U.S. Government, January 2008 and Other Periods—Continued**  
 [\$ millions]

Classification	This Month			Current Fiscal Year to Date			Prior Fiscal Year to Date		
	Gross Outlays	Applicable Receipts	Outlays	Gross Outlays	Applicable Receipts	Outlays	Gross Outlays	Applicable Receipts	Outlays
<b>International Assistance Program:—Continued</b>									
Multilateral Assistance:									
Contribution to the International Development									
Association .....	.....	.....	.....	.....	.....	.....	362	.....	362
International organizations and programs .....	.....	.....	.....	119	.....	119	4	.....	4
Other .....	89	.....	89	198	.....	198	214	.....	214
<b>Total—Multilateral Assistance .....</b>	<b>89</b>	<b>.....</b>	<b>89</b>	<b>317</b>	<b>.....</b>	<b>317</b>	<b>580</b>	<b>.....</b>	<b>580</b>
International Development Assistance:									
Agency for International Development:									
Economic assistance loans .....	.....	103	-103	.....	211	-211	(* *)	234	-235
Sustainable development assistance program .....	89	.....	89	436	.....	436	464	.....	464
Child survival and disease programs .....	91	.....	91	772	.....	772	524	.....	524
Assistance for the Independent States of the Former Soviet Union .....	34	.....	34	125	.....	125	179	.....	179
Operating expenses .....	66	.....	66	230	.....	230	192	.....	192
Other .....	81	1	81	311	116	195	355	17	338
Proprietary receipts from the public .....	.....	1	-1	.....	2	-2	.....	-4	4
Intrabudgetary transactions .....	9	.....	9	67	.....	67	-3	.....	-3
<b>Total—Agency for International Development .....</b>	<b>370</b>	<b>105</b>	<b>265</b>	<b>1,942</b>	<b>329</b>	<b>1,613</b>	<b>1,712</b>	<b>247</b>	<b>1,465</b>
Overseas Private Investment Corporation:									
Overseas private investment corporation account .....	5	8	-3	22	63	-41	23	69	-46
Proprietary receipts from the public .....	.....	3	-3	.....	22	-22	.....	13	-13
<b>Total—Overseas Private Investment Corporation .....</b>	<b>5</b>	<b>11</b>	<b>-5</b>	<b>22</b>	<b>85</b>	<b>-63</b>	<b>23</b>	<b>82</b>	<b>-59</b>
Peace Corps .....	29	(* *)	29	106	-1	107	97	1	96
Other .....	7	.....	7	35	.....	35	30	.....	30
<b>Total—International Development Assistance .....</b>	<b>411</b>	<b>116</b>	<b>295</b>	<b>2,105</b>	<b>412</b>	<b>1,693</b>	<b>1,862</b>	<b>329</b>	<b>1,533</b>
International Monetary Programs .....	-40	.....	-40	-106	.....	-106	-52	.....	-52
Military Sales Programs:									
Foreign military sales trust fund .....	1,487	.....	1,487	5,192	.....	5,192	4,370	.....	4,370
Proprietary receipts from the public .....	.....	1,935	-1,935	.....	8,889	-8,889	.....	6,407	-6,407
Other .....	36	(* *)	36	158	1	158	101	1	100
<b>Total—International Assistance Program .....</b>	<b>5,726</b>	<b>2,079</b>	<b>3,647</b>	<b>13,253</b>	<b>9,372</b>	<b>3,881</b>	<b>9,332</b>	<b>6,824</b>	<b>2,509</b>
<b>National Aeronautics and Space Administration:</b>									
Science, aeronautics, and exploration .....	795	.....	795	3,384	.....	3,384	2,594	.....	2,594
Exploration capabilities .....	415	.....	415	2,050	.....	2,050	1,877	.....	1,877
Other .....	12	.....	12	26	.....	26	36	.....	36
Proprietary receipts from the public .....	.....	(* *)	(* *)	.....	(* *)	(* *)	.....	-13	13
Intrabudgetary transactions .....	-7	.....	-7	4	.....	4	11	.....	11
<b>Total—National Aeronautics and Space Administration .....</b>	<b>1,215</b>	<b>(* *)</b>	<b>1,216</b>	<b>5,465</b>	<b>(* *)</b>	<b>5,464</b>	<b>4,518</b>	<b>-13</b>	<b>4,531</b>
<b>National Science Foundation:</b>									
Research and related activities .....	329	.....	329	1,341	.....	1,341	1,344	.....	1,344
Education and human resources .....	28	.....	28	246	.....	246	198	.....	198
Other .....	38	.....	38	182	.....	182	127	.....	127
Proprietary receipts from the public .....	.....	(* *)	(* *)	.....	(* *)	(* *)	.....	1	-1
<b>Total—National Science Foundation .....</b>	<b>394</b>	<b>(* *)</b>	<b>394</b>	<b>1,769</b>	<b>(* *)</b>	<b>1,768</b>	<b>1,669</b>	<b>1</b>	<b>1,668</b>
<b>Office of Personnel Management:</b>									
Government payment for annuitants, employees health and life insurance benefits .....	699	.....	699	2,877	.....	2,877	2,849	.....	2,849
Civil service retirement and disability fund .....	5,391	.....	5,391	20,902	.....	20,902	19,914	.....	19,914
Employees life insurance fund .....	201	246	-45	767	1,361	-594	778	1,443	-665
Employees and retired employees health benefits fund .....	2,964	2,970	-6	11,806	11,765	41	10,822	11,520	-698
Other .....	-48	.....	-48	46	.....	46	11	.....	11
Proprietary receipts from the public .....	.....	(* *)	(* *)	.....	(* *)	(* *)	.....	-14	14
Intrabudgetary transactions:									
Postal Service contributions .....	.....	.....	.....	-569	.....	-569	.....	.....	.....
Civil service retirement and disability fund: .....	.....	.....	.....	.....	.....	.....	.....	.....	.....
Other .....	-3	.....	-3	-12	.....	-12	-12	.....	-12
<b>Total—Office of Personnel Management .....</b>	<b>9,203</b>	<b>3,217</b>	<b>5,987</b>	<b>35,818</b>	<b>13,127</b>	<b>22,691</b>	<b>34,362</b>	<b>12,949</b>	<b>21,413</b>



**Table 5. Outlays of the U.S. Government, January 2008 and Other Periods—Continued**  
 [\$ millions]

Classification	This Month			Current Fiscal Year to Date			Prior Fiscal Year to Date		
	Gross Outlays	Applicable Receipts	Outlays	Gross Outlays	Applicable Receipts	Outlays	Gross Outlays	Applicable Receipts	Outlays
<b>Small Business Administration:</b>									
Public enterprise funds:									
Business loan fund .....	107	-3	110	139	6	133	57	13	43
Disaster loan fund .....	13	(* *)	13	57	(* *)	57	354	1	353
Other .....	2	1	1	3	3	(* *)	3	3	(* *)
Other .....	-46	.....	-46	103	.....	103	148	.....	148
Proprietary receipts from the public .....	.....	(* *)	(* *)	.....	(* *)	(* *)	.....	(* *)	(* *)
Intrabudgetary transactions .....	.....	.....	.....	(* *)	.....	(* *)	(* *)	.....	(* *)
<b>Total—Small Business Administration .....</b>	<b>76</b>	<b>-2</b>	<b>78</b>	<b>302</b>	<b>10</b>	<b>293</b>	<b>561</b>	<b>17</b>	<b>544</b>
<b>Social Security Administration:</b>									
Payments to social security trust funds .....	5,026	.....	5,026	9,797	.....	9,797	10,134	.....	10,134
Supplemental security income program .....	155	.....	155	13,975	.....	13,975	10,336	.....	10,336
Federal old-age and survivors insurance trust fund (off-budget):									
Benefit payments .....	41,620	.....	41,620	163,932	.....	163,932	155,766	.....	155,766
Administrative expenses .....	262	.....	262	1,127	.....	1,127	1,137	.....	1,137
<b>Total—FOASI trust fund .....</b>	<b>41,882</b>	<b>.....</b>	<b>41,882</b>	<b>165,059</b>	<b>.....</b>	<b>165,059</b>	<b>156,903</b>	<b>.....</b>	<b>156,903</b>
Federal disability insurance trust fund (off-budget):									
Benefit payments .....	8,627	.....	8,627	33,740	.....	33,740	31,250	.....	31,250
Administrative expenses .....	198	.....	198	792	.....	792	740	.....	740
<b>Total—FDI trust fund .....</b>	<b>8,825</b>	<b>.....</b>	<b>8,825</b>	<b>34,532</b>	<b>.....</b>	<b>34,532</b>	<b>31,990</b>	<b>.....</b>	<b>31,990</b>
Other .....	10	.....	10	57	.....	57	42	.....	42
Proprietary receipts from the public:									
On-budget .....	.....	222	-222	.....	707	-707	.....	629	-629
Off-budget .....	.....	2	-2	.....	8	-8	.....	8	-8
Intrabudgetary transactions:									
Off-budget <sup>1</sup> .....	-5,026	.....	-5,026	-9,788	.....	-9,788	-10,134	.....	-10,134
<b>Total—Social Security Administration .....</b>	<b>50,872</b>	<b>224</b>	<b>50,648</b>	<b>213,632</b>	<b>715</b>	<b>212,917</b>	<b>199,272</b>	<b>637</b>	<b>198,636</b>
<b>Other independent agencies:</b>									
Broadcasting Board of Governors .....	64	(* *)	64	226	(* *)	226	202	(* *)	203
Corporation for National and Community Service .....	75	.....	75	294	.....	294	308	(* *)	308
Corporation for Public Broadcasting .....	48	.....	48	448	.....	448	400	.....	400
District of Columbia:									
Courts .....	26	.....	26	87	.....	87	81	(* *)	81
General and special payments .....	99	.....	99	206	.....	206	177	(* *)	177
Other .....	13	.....	13	13	.....	13	.....	.....	.....
Equal Employment Opportunity Commission .....	26	(* *)	26	106	(* *)	106	111	(* *)	111
Export-Import Bank of the United States .....	7	52	-45	15	161	-146	129	111	18
Federal Communications Commission:									
Universal service fund .....	627	.....	627	2,742	.....	2,742	2,536	.....	2,536
Spectrum auction program account .....	(* *)	.....	(* *)	3	.....	3	2	.....	2
Other .....	3	3	(* *)	8	8	(* *)	6	3	3
Federal Deposit Insurance Corporation:									
Deposit insurance fund .....	-199	.....	-199	-246	.....	-246	-299	.....	-299
FSLIC resolution fund .....	261	15	246	500	113	388	258	72	186
<b>Total—Federal Deposit Insurance Corporation .....</b>	<b>61</b>	<b>15</b>	<b>47</b>	<b>254</b>	<b>113</b>	<b>141</b>	<b>-40</b>	<b>72</b>	<b>-113</b>
Federal Drug Control Programs .....	22	.....	22	108	.....	108	88	.....	88
Intelligence Community Management Account .....	30	.....	30	38	.....	38	307	.....	307
Legal Services Corporation .....	28	.....	28	113	.....	113	110	.....	110
National Archives and Records Administration .....	30	1	28	136	7	129	141	19	121
National Credit Union Administration .....	11	39	-28	151	418	-268	55	282	-228
National Endowment for the Arts .....	10	(* *)	10	44	(* *)	44	42	(* *)	42
National Endowment for the Humanities .....	12	.....	12	42	.....	42	44	.....	44
Institute of Museum and Library Services .....	19	.....	19	84	.....	84	89	.....	89
National Labor Relations Board .....	20	(* *)	20	86	(* *)	86	86	(* *)	86
Nuclear Regulatory Commission .....	62	50	12	285	230	55	251	230	21
Postal Service:									
Public enterprise funds (off-budget) .....	6,041	6,762	-721	25,582	27,467	-1,885	25,514	26,603	-1,089
Payments to the Postal Service fund .....	8	.....	8	109	.....	109	112	.....	112

**Table 5. Outlays of the U.S. Government, January 2008 and Other Periods—Continued**  
 [\$ millions]

Classification	This Month			Current Fiscal Year to Date			Prior Fiscal Year to Date		
	Gross Outlays	Applicable Receipts	Outlays	Gross Outlays	Applicable Receipts	Outlays	Gross Outlays	Applicable Receipts	Outlays
<b>Other independent agencies:—Continued</b>									
Railroad Retirement Board:									
Federal windfall subsidy .....	7	.....	7	27	.....	27	30	.....	30
Federal payments to the railroad retirement accounts ..	122	.....	122	239	.....	239	225	.....	225
Railroad unemployment insurance trust fund .....	8	.....	8	31	.....	31	35	.....	35
Rail industry pension fund:									
Benefit payments .....	343	.....	343	1,350	.....	1,350	1,344	.....	1,344
Advances from FOASDI fund .....	-106	.....	-106	-413	.....	-413	-405	.....	-405
OASDI certifications .....	106	.....	106	413	.....	413	405	.....	405
Administrative expenses .....	8	.....	8	37	.....	37	37	.....	37
Other .....	(* *)	.....	(* *)	4	.....	4	2	.....	2
National railroad retirement investment trust:									
Administrative expenses .....	10	.....	10	21	.....	21	18	.....	18
Transfers to the railroad retirement trust funds from the National railroad retirement investment trust .....	178	.....	178	393	.....	393	529	.....	529
Railroad Social Security equivalent benefit account:									
Benefit payments .....	490	.....	490	1,932	.....	1,932	1,859	.....	1,859
Other .....	(* *)	.....	(* *)	(* *)	.....	(* *)	.....	.....	.....
Proprietary receipts from the public .....	.....	-185	185	.....	679	-679	.....	2,313	-2,313
Intrabudgetary transactions:									
Other .....	-300	.....	-300	-632	.....	-632	-754	.....	-754
<b>Total—Railroad Retirement Board .....</b>	<b>865</b>	<b>-185</b>	<b>1,050</b>	<b>3,402</b>	<b>679</b>	<b>2,723</b>	<b>3,326</b>	<b>2,313</b>	<b>1,013</b>
Securities and Exchange Commission .....	56	.....	56	234	.....	234	133	.....	133
Smithsonian Institution .....	75	(* *)	76	255	(* *)	255	251	-18	269
Tennessee Valley Authority .....	1,921	1,861	60	7,182	6,964	218	6,651	6,630	20
Other .....	421	242	179	1,023	345	678	768	303	465
<b>Total—Other independent agencies .....</b>	<b>10,684</b>	<b>8,841</b>	<b>1,843</b>	<b>43,275</b>	<b>36,391</b>	<b>6,883</b>	<b>41,880</b>	<b>36,549</b>	<b>5,331</b>
<b>Undistributed offsetting receipts:</b>									
Other interest .....	.....	1	-1	.....	2	-2	.....	1	-1
Employer share, employee retirement:									
Department of Health and Human Services:									
Federal hospital insurance trust fund:									
Federal employer contributions .....	-236	.....	-236	-980	.....	-980	-912	.....	-912
Postal Service employer contributions .....	-64	.....	-64	-256	.....	-256	-232	.....	-232
Department of State:									
Foreign Service retirement and disability fund .....	-25	.....	-25	-73	.....	-73	-63	.....	-63
Other Defense Civil Programs:									
Military retirement fund .....	-1,351	.....	-1,351	-8,194	.....	-8,194	-7,175	.....	-7,175
Department of Defense Medicare-eligible retiree health care fund .....	.....	.....	.....	-11,496	.....	-11,496	-11,547	.....	-11,547
Office of Personnel Management:									
Civil service retirement and disability fund .....	-1,680	.....	-1,680	-6,207	.....	-6,207	-6,159	.....	-6,159
Social Security Administration (off-budget):									
Federal old-age and survivors insurance trust fund:									
Federal employer contributions .....	-955	.....	-955	-3,442	.....	-3,442	-3,129	.....	-3,129
Federal disability insurance trust fund:									
Federal employer contributions .....	-162	.....	-162	-585	.....	-585	-532	.....	-532
Payments for military service credits .....	.....	.....	.....	-8	.....	-8	.....	.....	.....
Other .....	(* *)	.....	(* *)	(* *)	.....	(* *)	(* *)	.....	(* *)
<b>Total—Employer share, employee retirement .....</b>	<b>-4,472</b>	<b>.....</b>	<b>-4,472</b>	<b>-31,241</b>	<b>.....</b>	<b>-31,241</b>	<b>-29,749</b>	<b>.....</b>	<b>-29,749</b>

**Table 5. Outlays of the U.S. Government, January 2008 and Other Periods—Continued**  
 [\$ millions]

Classification	This Month			Current Fiscal Year to Date			Prior Fiscal Year to Date		
	Gross Outlays	Applicable Receipts	Outlays	Gross Outlays	Applicable Receipts	Outlays	Gross Outlays	Applicable Receipts	Outlays
<b>Undistributed offsetting receipts:—Continued</b>									
Interest received by trust funds:									
Judicial Branch:									
Judicial survivors annuity fund .....	(* *)	.....	(* *)	-6	.....	-6	-8	.....	-8
Department of Health and Human Services:									
Federal hospital insurance trust fund .....	-26	.....	-26	-8,251	.....	-8,251	-7,897	.....	-7,897
Federal supplementary medical insurance trust fund .....	-21	.....	-21	-1,066	.....	-1,066	-876	.....	-876
Department of Homeland Security:									
Oil spill liability trust fund .....	-1	.....	-1	24	.....	24	-7	.....	-7
Other .....	-1	.....	-1	-29	.....	-29	-24	.....	-24
Department of Labor:									
Unemployment trust fund .....	-6	.....	-6	-1,804	.....	-1,804	-1,539	.....	-1,539
Department of State:									
Foreign Service retirement and disability fund .....	(* *)	.....	(* *)	-389	.....	-389	-384	.....	-384
Department of Transportation:									
Airport and airway trust fund .....	-5	.....	-5	-194	.....	-194	-183	.....	-183
Department of Veterans Affairs:									
National service life insurance fund .....	(* *)	.....	(* *)	-279	.....	-279	-298	.....	-298
United States government life insurance fund .....	(* *)	.....	(* *)	-1	.....	-1	-1	.....	-1
Corps of Engineers .....	-12	.....	-12	-31	.....	-31	-16	.....	-16
Other Defense Civil Programs:									
Military retirement fund .....	-1,012	.....	-1,012	-3,895	.....	-3,895	-2,034	.....	-2,034
Educational benefits fund .....	-12	.....	-12	-20	.....	-20	-7	.....	-7
Armed Forces Retirement Home .....	-2	.....	-2	-4	.....	-4	-3	.....	-3
Environmental Protection Agency .....	-1	.....	-1	-21	.....	-21	-42	.....	-42
Office of Personnel Management:									
Civil service retirement and disability fund .....	-2	.....	-2	-18,531	.....	-18,531	-18,580	.....	-18,580
Social Security Administration (off-budget):									
Federal old-age and survivors insurance trust fund ...	-42	.....	-42	-50,387	.....	-50,387	-46,400	.....	-46,400
Federal disability insurance trust fund .....	-10	.....	-10	-5,436	.....	-5,436	-5,265	.....	-5,265
Independent agencies:									
Railroad Retirement Board .....	-31	.....	-31	-30	.....	-30	-50	.....	-50
Other .....	-2	.....	-2	-8	.....	-8	-10	.....	-10
Other .....	7	.....	7	-4	.....	-4	-1	.....	-1
Total—Interest received by trust funds .....	-1,180	.....	-1,180	-90,361	.....	-90,361	-83,625	.....	-83,625
Rents and royalties on the outer continental shelf lands .....	.....	1,208	-1,208	.....	3,632	-3,632	.....	2,608	-2,608
Spectrum auction proceeds .....	.....	.....	.....	.....	.....	.....	.....	6,500	-6,500
Spectrum relocation activities .....	.....	.....	.....	.....	.....	.....	.....	6,585	-6,585
<b>Total—Undistributed offsetting receipts .....</b>	<b>-5,653</b>	<b>1,209</b>	<b>-6,861</b>	<b>-121,602</b>	<b>3,633</b>	<b>-125,235</b>	<b>-113,374</b>	<b>15,694</b>	<b>-129,067</b>
<b>Total outlays .....</b>	<b>263,780</b>	<b>26,401</b>	<b>237,379</b>	<b>1,054,421</b>	<b>105,296</b>	<b>949,125</b>	<b>986,188</b>	<b>109,887</b>	<b>876,301</b>
<b>Total on-budget .....</b>	<b>213,227</b>	<b>19,638</b>	<b>193,589</b>	<b>898,893</b>	<b>77,821</b>	<b>821,072</b>	<b>837,241</b>	<b>83,277</b>	<b>753,965</b>
<b>Total off-budget .....</b>	<b>50,553</b>	<b>6,763</b>	<b>43,790</b>	<b>155,529</b>	<b>27,475</b>	<b>128,054</b>	<b>148,947</b>	<b>26,610</b>	<b>122,337</b>
<b>Total surplus (+) or deficit .....</b>			<b>+17,839</b>			<b>-87,696</b>			<b>-42,165</b>
<b>Total on-budget .....</b>			<b>-2,408</b>			<b>-166,914</b>			<b>-115,712</b>
<b>Total off-budget .....</b>			<b>+20,246</b>			<b>+79,219</b>			<b>+73,547</b>

**MEMORANDUM**

Receipts offset against outlays

[\$ millions]

	Current Fiscal Year to Date	Comparable Period Prior Fiscal Year
Proprietary receipts .....	39,860	43,185
Intrabudgetary transactions .....	256,183	229,244
Governmental receipts .....	2,131	8,158
Total receipts offset against outlays .....	<u>298,173</u>	<u>280,586</u>

<sup>1</sup>Includes FICA and SECA tax credits, non-contributory military service credits, special benefits for the aged, and credit for the unnegotiated OASI benefit checks.  
 ... No Transactions.

(\* \*) Less than \$500,000.

Note: Details may not add to totals due to rounding.

**Table 6. Means of Financing the Deficit or Disposition of Surplus by the U.S. Government, January 2008 and Other Periods**

[\$ millions]

Assets and Liabilities Directly Related to Budget Off-budget Activity	Net Transactions (-) denotes net reduction of either liability or asset accounts			Account Balances Current Fiscal Year		
	This Month	Fiscal Year to Date		Beginning of		Close of This month
		This Year	Prior Year	This Year	This Month	
<b>Liability accounts:</b>						
Borrowing from the public:						
Treasury securities, issued under general Financing authorities:						
Debt held by the public .....	-4,038	82,960	70,840	5,049,305	5,136,302	5,132,265
Intragovernmental holdings .....	12,873	147,395	129,747	3,958,348	4,092,870	4,105,743
Total Treasury securities outstanding .....	8,836	230,355	200,587	9,007,653	9,229,172	9,238,008
Plus premium on Treasury securities .....	-44	427	-71	4,145	4,615	4,572
Less discount on Treasury securities .....	-2,311	-4,408	1,286	86,223	84,126	81,816
Total Treasury securities net of Premium and discount .....	11,103	235,189	199,230	8,925,575	9,149,661	9,160,764
Agency securities, issued under special financing authorities (see Schedule B. for other Agency borrowing, see Schedule C) .....	-43	143	-61	22,959	23,145	23,102
Total federal securities .....	11,060	235,332	199,169	8,948,534	9,172,806	9,183,866
Deduct:						
Federal securities held as investments of government accounts (see Schedule D) .....	12,904	147,378	129,481	3,958,417	4,092,890	4,105,795
Less discount on federal securities held as investments of government accounts .....	-1,820	-2,193	2,386	42,796	42,422	40,603
Net federal securities held as investments of government accounts .....	14,724	149,571	127,095	3,915,621	4,050,468	4,065,192
Total borrowing from the public .....	-3,664	85,761	72,074	5,032,913	5,122,338	5,118,674
Accrued interest payable to the public .....	3,798	4,617	6,437	44,390	45,209	49,007
Allocations of special drawing rights .....	74	189	68	7,627	7,742	7,816
Deposit funds .....	1,657	2,233	806	10,419	10,995	12,652
Miscellaneous liability accounts (includes checks outstanding etc.) .....	-2,937	-1,127	-3,980	8,118	9,928	6,991
<b>Total liability accounts .....</b>	<b>-1,072</b>	<b>91,674</b>	<b>75,405</b>	<b>5,103,466</b>	<b>5,196,213</b>	<b>5,195,140</b>
<b>Asset accounts (deduct)</b>						
Cash and monetary assets:						
U.S. Treasury operating cash: <sup>1</sup>						
Federal Reserve account .....	-10,347	234	603	5,539	16,120	5,773
Tax and loan note accounts .....	23,643	-5,200	31,096	69,698	40,855	64,498
Balance .....	13,296	-4,966	31,699	75,237	56,975	70,272
Special drawing rights:						
Total holdings .....	90	266	132	9,301	9,476	9,566
SDR certificates issued to Federal Reserve Banks .....	.....	.....	.....	-2,200	-2,200	-2,200
Balance .....	90	266	132	7,101	7,276	7,366
Reserve position on the U.S. quota in the IMF:						
U.S. subscription to International Monetary Fund:						
Direct quota payments .....	.....	.....	.....	46,525	46,525	46,525
Maintenance of value adjustments .....	558	1,435	512	11,304	12,180	12,738
Letter of credit issued to IMF .....	-48	-345	-1,822	-52,101	-52,398	-52,446
Dollar deposits with the IMF .....	1	13	3	-153	-141	-140
Receivable/Payable (-) for interim maintenance of value adjustments .....	-518	-1,329	-459	-1,111	-1,922	-2,440
Balance .....	-7	-227	-1,767	4,464	4,244	4,237
Loans to International Monetary Fund .....	.....	.....	.....	.....	.....	.....
Other cash and monetary assets .....	-219	-495	-92	25,168	24,891	24,672
Total cash and monetary assets .....	13,161	-5,422	29,972	111,969	93,386	106,547
Non-federal securities of the National railroad retirement investment trust .....	-291	314	1,969	30,780	31,385	31,094
Net Activity, Guaranteed Loan Financing .....	275	3,465	-822	-48,043	-44,853	-44,577
Net Activity, Direct Loan Financing .....	3,198	2,434	1,488	168,549	167,785	170,982
Miscellaneous asset accounts .....	423	3,287	664	-1,549	1,316	1,739
<b>Total asset accounts .....</b>	<b>16,766</b>	<b>4,078</b>	<b>33,272</b>	<b>261,707</b>	<b>249,019</b>	<b>265,785</b>
<b>Excess of liabilities (+) or assets (-) .....</b>	<b>-17,839</b>	<b>+87,596</b>	<b>+42,133</b>	<b>+4,841,760</b>	<b>+4,947,194</b>	<b>+4,929,355</b>
Transactions not applied to current year's surplus or deficit (see Schedule A for Details) .....	.....	100	32	.....	100	100
<b>Total budget and off-budget federal entities (financing of deficit (+) or disposition of surplus (-)) .....</b>	<b>-17,839</b>	<b>+87,696</b>	<b>+42,165</b>	<b>+4,841,760</b>	<b>+4,947,294</b>	<b>+4,929,455</b>

<sup>1</sup>Major sources of information used to determine Treasury's operating cash balance include Federal Reserve Banks, the Treasury Regional Finance Centers, the Internal Revenue Service Centers, the Bureau of the Public Debt and various electronic systems. Deposits are reflected as received and withdrawals are reflected as processed.

... No Transactions.

Note: Details may not add to totals due to rounding.

**Table 6. Schedule A—Analysis of Change in Excess of Liabilities of the U.S. Government, January 2008 and Other Periods**

[\$ millions]			
Classification	This Month	Fiscal Year to Date	
		This Year	Prior Year
<b>Excess of liabilities beginning of period:</b>			
Based on composition of unified budget in preceding period .....	4,947,194	4,841,785	4,679,712
Adjustments during current fiscal year for changes in composition of unified budget:			
Revisions by federal agencies to the prior budget results .....	(*)	-25	21
<b>Excess of liabilities beginning of period (current basis) .....</b>	<b>4,947,194</b>	<b>4,841,760</b>	<b>4,679,734</b>
<b>Budget surplus (-) or deficit:</b>			
Based on composition of unified budget in prior fiscal year .....	-17,839	87,696	42,165
<b>Total surplus (-) or deficit (Table 2) .....</b>	<b>-17,839</b>	<b>87,696</b>	<b>42,165</b>
Total-on-budget (Table 2) .....	2,408	166,914	115,712
Total-off-budget (Table 2) .....	-20,246	-79,219	-73,547
<b>Transactions not applied to current year's surplus or deficit:</b>			
Seigniorage .....		-100	-32
Total-transactions not applied to current year's surplus or deficit .....		-100	-32
<b>Excess of liabilities close of period .....</b>	<b>4,929,355</b>	<b>4,929,355</b>	<b>4,721,867</b>

**Table 6. Schedule B—Securities Issued by Federal Agencies Under Special Financing Authorities, January 2008 and Other Periods**

[\$ millions]						
Classification	Net Transactions (-) denotes net reduction of liability accounts			Account Balances Current Fiscal Year		
	This Month	Fiscal Year to Date		Beginning of		Close of This month
		This Year	Prior Year	This Year	This Month	
<b>Agency securities, issued under special financing authorities:</b>						
Obligations guaranteed by the United States, issued by:						
Department of Housing and Urban Development:						
Federal Housing Administration .....	-16	-17	5	85	84	68
Obligations not guaranteed by the United States, issued by:						
Legislative Branch:						
Architect of the Capitol .....	1	4	5	152	156	157
Independent agencies:						
Federal Communications Commission .....				(*)	(*)	(*)
National Archives and Records Administration .....				215	215	215
Tennessee Valley Authority .....	-28	155	-71	22,506	22,690	22,662
<b>Total agency securities .....</b>	<b>-43</b>	<b>143</b>	<b>-61</b>	<b>22,959</b>	<b>23,145</b>	<b>23,102</b>

... No Transactions.

(\*) Less than \$500,000.

Note: Details may not add to totals due to rounding.

**Table 6. Schedule C (Memorandum)—Federal Agency Borrowing Financed Through the Issue of Treasury Securities, January 2008 and Other Periods**

[\$ millions]

Classification	Transactions			Account Balances Current Fiscal Year		
	This Month	Fiscal Year to Date		Beginning of		Close of This month
		This Year	Prior Year	This Year	This Month	
<b>Borrowing from the Treasury:</b>						
Department of Agriculture:						
Farm Service Agency:						
Commodity Credit Corporation .....	1,237	1,396	-6,026	4,532	4,691	5,928
Agricultural credit insurance fund .....	460	460	330	5,654	5,654	6,114
Farm storage facility loans .....	.....	96	34	467	563	563
Apple loans fund .....	.....	.....	.....	1	1	1
Emergency boll weevil loan fund .....	.....	.....	.....	4	4	4
Natural Resources Conservation Service .....	.....	.....	.....	4	4	4
Rural Housing Service:						
Rural housing insurance .....	87	362	387	11,479	11,755	11,842
Rural community facility loans fund .....	34	132	193	2,316	2,414	2,448
Multifamily housing revitalization loan account .....	2	23	(* *)	8	29	31
Rural Business – Cooperative Service:						
Rural business and industry loans .....	.....	.....	.....	65	65	65
Rural development loan fund .....	1	5	9	267	271	272
Rural economic development loan fund .....	3	10	6	89	96	99
Rural Utilities Service:						
Rural water and waste disposal fund .....	34	228	409	7,293	7,487	7,521
Rural electrification and telecommunications fund .....	202	242	494	14,737	14,777	14,979
Rural telephone bank .....	7	26	26	462	481	488
Distance learning and telemedicine program .....	3	32	31	311	340	342
Foreign Agricultural Service .....	.....	.....	72	1,448	1,448	1,448
Department of Commerce:						
Departmental Management:						
Emergency steel guaranteed loan fund .....	.....	.....	.....	2	2	2
National Oceanic and Atmospheric Administration:						
Fisheries finance .....	(* *)	2	16	470	472	471
Fishing vessel obligations .....	.....	(* *)	(* *)	9	9	9
National Telecommunications and Information Administration						
Digital television transition and public safety fund .....	.....	.....	15	164	164	164
Department of Defense – Military:						
Arms initiative loans .....	.....	.....	14	27	27	27
Family Housing improvement loans .....	.....	16	8	197	213	213
Department of Education:						
College housing and academic facilities loans .....	.....	.....	(* *)	81	81	81
Federal direct student loans .....	3,663	9,277	10,402	103,893	109,506	113,170
Department of Energy:						
Bonneville Power Administration fund .....	-20	-40	-65	2,241	2,221	2,201
Department of Homeland Security:						
National flood insurance fund .....	.....	-225	450	17,535	17,310	17,310
Disaster assistance loan fund .....	.....	-252	45	252	.....	.....
Department of Housing and Urban Development:						
Public and Indian Housing Programs:						
Low-rent public housing – loans and other expenses .....	.....	1	3	.....	1	1
Housing Programs:						
Federal Housing Administration .....	.....	.....	.....	4,573	4,573	4,573
Department of the Interior:						
Helium fund .....	.....	.....	.....	252	252	252
Bureau of Reclamation loan fund .....	.....	.....	.....	73	73	73
Bureau of Indian Affairs .....	.....	.....	.....	8	8	8
Assistance to American Samoa loan fund .....	.....	.....	.....	11	11	11
Department of Justice:						
Federal Prison Industries, Incorporated .....	.....	.....	.....	20	20	20
Department of State:						
Repatriation loans .....	(* *)	(* *)	(* *)	2	2	2
Department of Transportation:						
Minority business resource center fund .....	.....	.....	.....	(* *)	(* *)	(* *)
Federal Aviation Administration:						
Aircraft purchase loan guarantee program .....	.....	.....	.....	(* *)	(* *)	(* *)
Federal Highway Administration:						
Transportation infrastructure finance and innovation fund .....	.....	57	20	339	396	396
Federal Railroad Administration:						
Railroad rehabilitation and improvement loan fund .....	.....	9	23	505	514	514
Other .....	.....	.....	.....	(* *)	(* *)	(* *)
Maritime Administration:						
Ocean freight differential .....	.....	-181	-266	193	12	12
Department of Treasury:						
Departmental Offices:						
Air transportation stabilization fund .....	.....	.....	10	.....	.....	.....
Community development financial institutions fund .....	.....	.....	.....	42	42	42
Federal Financing Bank revolving fund .....	-866	-2,192	-1,895	17,609	16,284	15,418
Department of Veterans Affairs:						
Veterans housing benefit program fund .....	.....	.....	.....	993	993	993
Native American veteran housing fund .....	.....	.....	.....	53	53	53
Vocational rehabilitation loan fund .....	3	3	1	1	2	4
Guaranteed transitional housing loans for homeless veterans .....	.....	.....	.....	(* *)	(* *)	(* *)

**Table 6. Schedule C (Memorandum)—Federal Agency Borrowing Financed Through the Issue of Treasury Securities, January 2008 and Other Periods—Continued**

[\$ millions]

Classification	Transactions			Account Balances Current Fiscal Year		
	This Month	Fiscal Year to Date		Beginning of		Close of This month
		This Year	Prior Year	This Year	This Month	
<b>Borrowing from the Treasury:—Continued</b>						
Corps of Engineers:						
Washington aqueduct .....		(*)	(*)	13	13	13
Environmental Protection Agency:						
Abatement, control, and compliance loan program .....				16	16	16
General Services Administration:						
Land acquisition and development fund .....				(*)	(*)	(*)
International Assistance Program:						
International Security Assistance:						
Foreign military loan program .....				27	27	27
Military debt reduction .....				225	225	225
Agency for International Development:						
International debt reduction .....				474	474	474
Overseas Private Investment Corporation .....	12	42	109	793	823	835
Small Business Administration:						
Business loan fund .....			7	1,358	1,358	1,358
Disaster loan fund .....			3,644	10,008	10,008	10,008
Independent agencies:						
Export-Import Bank of the United States .....				4,364	4,364	4,364
Federal Communications Commission:						
Spectrum auction loan fund .....			(*)	106	106	106
Presidio trust fund .....				50	50	50
Railroad Retirement Board:						
Social Security equivalent benefit account .....	296	1,119	1,092	2,945	3,768	4,064
Smithsonian Institution:						
John F. Kennedy Center parking facilities .....				20	20	20
Tennessee Valley Authority .....	150	150	150			150
<b>Total agency borrowing from the Treasury financed through Treasury securities issued .....</b>	<b>5,307</b>	<b>10,800</b>	<b>9,749</b>	<b>219,079</b>	<b>224,572</b>	<b>229,879</b>
<b>Borrowing from the Federal Financing Bank:</b>						
Department of Agriculture:						
Rural Utilities Service:						
Rural electrification and telecommunications fund .....	132	-293	93	25,604	25,179	25,311
Department of Defense – Military:						
Department of the Navy .....				1,624	1,624	1,624
Defense agencies .....			-28	-1,555	-1,555	-1,555
Department of Education:						
Historically Black college and university capital financing fund .....	-1	-1	3	314	315	313
Department of Health and Human Services:						
Health maintenance organization loan and loan guarantee fund .....				(*)	(*)	(*)
Department of Housing and Urban Development:						
Low-rent housing – loans and other expenses .....		-99	-93	791	691	691
Department of the Interior:						
Assistance to territories .....			-2	1	1	1
Department of Transportation:						
Railroad rehabilitation and improvement loan fund .....		(*)	(*)	2	2	2
Department of Veterans Affairs:						
Guaranteed transitional housing for homeless veterans .....	(*)	(*)	1	5	5	5
General Services Administration:						
Federal buildings fund .....	-10	-16	-9	2,120	2,114	2,104
International Assistance Program:						
Foreign military financing program .....	-12	-33	-47	836	816	804
Small Business Administration:						
Business loan fund .....	(*)	-3	-3	17	15	14
Independent agencies:						
Postal Service .....	-959	-1,944	-1,673	4,200	3,215	2,256
<b>Total borrowing from the Federal Financing Bank .....</b>	<b>-851</b>	<b>-2,388</b>	<b>-1,758</b>	<b>33,959</b>	<b>32,422</b>	<b>31,571</b>

Note: This table includes lending by the Federal Financing Bank accomplished by the purchase of agency financial assets, by the acquisition of agency debt securities, and by direct loans on behalf of an agency. The Federal Financing Bank borrows from Treasury and issues its own securities and in turn may loan these funds to agencies in lieu of agencies borrowing directly through Treasury or issuing their own securities.

... No Transactions.

(\*) Less than \$500,000.

Note: Details may not add to totals due to rounding.

**Table 6. Schedule D—Investments of Federal Government Accounts in Federal Securities, January 2008 and Other Periods**

[\$ millions]

Classification	Net Purchases or Sales (-)		Securities Held as Investments Current Fiscal Year			
	This Month	Fiscal Year to Date		Beginning of		Close of This month
		This Year	Prior Year	This Year	This Month	
<b>Federal funds:</b>						
Department of Agriculture .....	16	27	36	88	99	116
Department of Commerce .....	3	3	2	.....	.....	3
Department of Defense-Military:						
Defense cooperation account .....	(* *)	(* *)	(* *)	6	6	6
Department of Energy .....	83	743	924	44,058	44,718	44,801
Department of Housing and Urban Development:						
Housing Programs:						
Federal Housing Administration fund .....	21	348	408	22,410	22,737	22,758
Government National Mortgage Association:						
Guarantees of mortgage-backed securities .....	116	142	56	8,759	8,784	8,900
Department of the Interior .....	81	61	91	7,166	7,146	7,227
Department of Labor .....	-1,142	-292	1,041	35,905	36,756	35,614
Department of Transportation .....	.....	59	64	924	983	983
Department of the Treasury .....	136	280	303	17,171	17,315	17,451
Department of Veterans Affairs:						
Canteen service revolving fund .....	.....	.....	.....	26	26	26
Veterans reopened insurance fund .....	-4	-2	-1	379	381	377
Servicemen's group life insurance fund .....	.....	(* *)	(* *)	1	1	1
Other Defense Civil Programs:						
Uniformed services retiree health care fund .....	-288	18,804	19,667	92,191	111,284	110,996
Office of Personnel Management:						
Postal Service contributions .....	.....	569	.....	25,491	26,060	26,060
Independent agencies:						
Federal Deposit Insurance Corporation:						
Deposit insurance fund .....	161	208	350	47,515	47,562	47,723
FSLIC resolution fund .....	10	84	53	3,182	3,257	3,266
National Credit Union Administration .....	29	262	240	7,183	7,416	7,445
Postal Service .....	-200	21	-505	979	1,200	1,000
Other .....	106	23	-53	12,667	12,584	12,690
Other .....	-16	487	129	7,503	8,006	7,990
Total Treasury securities .....	-889	21,828	22,805	333,604	356,321	355,432
<b>Total Federal funds .....</b>	<b>-889</b>	<b>21,828</b>	<b>22,805</b>	<b>333,604</b>	<b>356,321</b>	<b>355,432</b>
<b>Trust funds:</b>						
Legislative Branch:						
Library of Congress .....	2	2	7	44	44	46
United States Tax Court .....	.....	(* *)	(* *)	9	9	9
Other .....	-1	5	1	37	43	41
Judicial Branch:						
Judicial retirement funds .....	58	54	-3	745	741	800
Department of Agriculture .....	-2	26	48	6	34	32
Department of Defense-Military:						
Voluntary separation incentive fund .....	56	29	18	560	533	589
Other .....	-1	-2	-1	39	37	37



**Table 6. Schedule D—Investments of Federal Government Accounts in Federal Securities, January 2008 and Other Periods—Continued**

[\$ millions]

Classification	Net Purchases or Sales (-)			Securities Held as Investments Current Fiscal Year		
	This Month	Fiscal Year to Date		Beginning of		Close of This month
		This Year	Prior Year	This Year	This Month	
<b>Trust Funds:—Continued</b>						
Department of Health and Human Services:						
Federal hospital insurance trust fund .....	1,909	8,627	6,859	319,377	326,096	328,005
Federal supplementary medical insurance trust fund .....	642	4,110	1,324	39,248	42,716	43,358
Other .....	5	64	69	2,669	2,728	2,733
Department of Homeland Security .....	14	94	87	2,782	2,862	2,876
Department of the Interior .....	4	3	17	69	68	71
Department of Labor:						
Unemployment trust fund .....	-3,092	-4,452	-2,702	74,923	73,563	70,471
Other .....	-11	-46	-51	77	41	31
Department of State:						
Foreign Service retirement and disability fund .....	-41	229	269	14,378	14,648	14,607
Other .....		(* *)	-1	34	34	34
Department of Transportation:						
Airport and airway trust fund .....	-1,284	1,142	1,499	7,931	10,357	9,073
Highway trust fund .....	359	-598	805	12,205	11,247	11,606
Other .....				(* *)	(* *)	(* *)
Department of Treasury .....	-75	-211	-180	865	729	654
Department of Veterans Affairs:						
General post fund, national homes .....		-5	(* *)	69	64	64
National service life insurance .....	-89	-30	-12	9,752	9,810	9,722
United States government life insurance fund .....	-1	-1	-1	35	34	33
Veterans special life insurance fund .....	-11	31	35	1,985	2,027	2,016
Corps of Engineers .....	86	439	161	4,023	4,376	4,462
Other Defense Civil Programs:						
Military retirement fund .....	-1,311	32,945	18,572	190,232	224,487	223,176
Other .....	-58	104	89	1,571	1,733	1,675
Environmental Protection Agency .....	593	688	228	5,680	5,775	6,369
National Aeronautics and Space Administration .....		(* *)	(* *)	14	14	14
Office of Personnel Management:						
Civil service retirement and disability fund:						
Treasury securities .....	-3,361	5,275	6,292	701,665	710,301	706,940
Employees life insurance fund .....	44	596	639	32,965	33,517	33,561
Employees and retired employees health benefits fund .....	7	-26	718	15,892	15,859	15,866
Social Security Administration:						
Federal old-age and survivors insurance trust fund .....	18,224	74,354	69,142	1,968,262	2,024,392	2,042,616
Federal disability insurance trust fund .....	896	2,112	2,914	213,830	215,046	215,942
Independent agencies:						
Harry S. Truman Memorial Scholarship trust fund .....	(* *)	(* *)	1	54	55	54
Japan-United States Friendship Commission .....	2	2	1	38	38	40
Railroad Retirement Board:						
Treasury securities .....	117	-90	-130	2,001	1,794	1,911
Agency securities .....		(* *)	-1	6	6	6
Other .....	113	82	-35	740	709	822
Total Treasury securities .....	13,793	125,550	106,678	3,624,807	3,736,563	3,750,357
Total agency securities .....		(* *)	-1	6	6	6
<b>Total trust funds .....</b>	<b>13,793</b>	<b>125,550</b>	<b>106,677</b>	<b>3,624,813</b>	<b>3,736,569</b>	<b>3,750,363</b>
<b>Grand total .....</b>	<b>12,904</b>	<b>147,378</b>	<b>129,481</b>	<b>3,958,417</b>	<b>4,092,890</b>	<b>4,105,795</b>

... No Transactions.  
(\* \*) Less than \$500,000.

Note: Investments are in Treasury securities unless otherwise noted.  
Note: Details may not add to totals due to rounding.

**Table 6. Schedule E—Net Activity, Guaranteed and Direct Loan Financing, January 2008 and Other Periods**

[\$ millions]

Classification	Net Transactions (-) denotes net reduction of asset accounts			Account Balances Current Fiscal Year		
	This Month	Fiscal Year to Date		Beginning of		Close of This month
		This Year	Prior Year	This Year	This Month	
<b>Guaranteed Loan Financing Activity:</b>						
Department of Agriculture:						
Farm Service Agency:						
Commodity Credit Corporation export fund .....	-8	-32	-497	-47	-70	-78
Agricultural credit insurance fund .....	-2	2	-4	-400	-396	-398
Rural Housing Service:						
Rural community facility loans .....	(* *)	22	3	-36	-14	-14
Rural housing insurance fund .....	-6	-13	2	-640	-647	-653
Rural Business-Cooperative Service:						
Rural business and industry loans .....	3	10	-5	-166	-160	-156
Renewable energy guaranteed loan account .....	1	1	.....	-6	-6	-5
Rural Utilities Service:						
Rural water and waste disposal fund .....	1	(* *)	-1	-24	-25	-24
Department of Commerce:						
General Administration:						
Emergency oil, gas, and steel account .....	.....	-1	(* *)	-47	-47	-47
National Oceanic and Atmospheric Administration:						
Fishing vessel obligations .....	(* *)	(* *)	(* *)	5	5	5
Department of Defense-Military .....	.....	(* *)	15	1	1	1
Department of Education:						
Office of Student Financial Assistance:						
Federal family education loans .....	187	3,306	-301	-36,847	-33,728	-33,541
Department of Health and Human Services:						
Health Resources and Services Administration:						
Health center loans .....	.....	.....	(* *)	-4	-4	-4
Health education assistance loans .....	(* *)	(* *)	-1	-111	-111	-111
Department of Housing and Urban Development:						
Public and Indian Housing Programs:						
Indian housing loans .....	(* *)	-2	-2	-35	-37	-37
Native Hawaiian housing loans .....	.....	.....	.....	(* *)	(* *)	(* *)
Community Planning and Development:						
Community development loans .....	(* *)	-1	(* *)	-87	-87	-87
Housing Programs:						
FHA-Mutual mortgage insurance loans .....	118	285	113	-1,013	-846	-728
FHA-General and special risk fund .....	12	-71	35	122	39	51
Government National Mortgage Association:						
Guarantees of mortgaged-backed securities .....	-23	-93	-98	-1,389	-1,458	-1,481
Department of the Interior:						
Bureau of Indian Affairs .....						
Bureau of Indian Affairs .....	-1	-1	2	-98	-98	-99
Department of Transportation:						
Office of the Secretary:						
Minority business resource center fund .....	.....	(* *)	(* *)	(* *)	(* *)	(* *)
Federal Highway Administration:						
Transportation infrastructure finance and innovation fund .....	.....	.....	.....	(* *)	(* *)	(* *)
Maritime Administration:						
Maritime guaranteed loan (Title XI) fund .....	-1	-2	1	-331	-331	-333
Department of the Treasury:						
Departmental Offices:						
Air transportation stabilization fund .....	.....	.....	31	(* *)	(* *)	(* *)
Department of Veterans Affairs:						
Veterans Benefits Administration:						
Veterans housing benefit program fund .....	3	-2	-65	-2,908	-2,912	-2,910
Guaranteed transitional housing loans for homeless veterans .....	(* *)	(* *)	1	(* *)	(* *)	(* *)
International Assistance Program:						
Agency for International Development:						
Ukraine export credit insurance fund .....	.....	(* *)	.....	(* *)	.....	.....
Loan guarantees to Israel .....	.....	.....	.....	-1,243	-1,243	-1,243
Urban and environmental credit guaranteed loans .....	(* *)	1	1	-122	-121	-121
Microenterprise and small enterprise development .....	.....	(* *)	(* *)	2	2	2
Development credit authority loan fund .....	(* *)	(* *)	8	-20	-20	-20
Loan guarantees to Egypt .....	.....	.....	.....	-177	-177	-177
Overseas Private Investment Corporation .....	-6	-43	139	-543	-580	-586
Small Business Administration:						
Business loan fund .....	24	147	-22	-984	-860	-836
Independent agencies:						
Export-Import Bank of the United States .....	-24	-48	-176	-898	-921	-945
<b>Net Activity, Guaranteed Loan Financing .....</b>	<b>275</b>	<b>3,465</b>	<b>-822</b>	<b>-48,043</b>	<b>-44,853</b>	<b>-44,577</b>
<b>Direct Loan Financing Activity:</b>						
Department of Agriculture:						
Farm Service Agency:						
Agricultural credit insurance fund .....	-87	-236	-182	3,990	3,841	3,754
Farm storage facility loans .....	3	43	21	304	344	347
Apple loans fund .....	(* *)	(* *)	(* *)	1	1	1
Emergency boll weevil loan fund .....	(* *)	(* *)	.....	(* *)	(* *)	(* *)
Natural Resources Conservation Service:						
Agricultural resource conservation demonstration program .....	.....	.....	.....	(* *)	(* *)	(* *)

**Table 6. Schedule E—Net Activity, Guaranteed and Direct Loan Financing, January 2008 and Other Periods—Continued**

[\$ millions]

Classification	Net Transactions (-) denotes net reduction of asset accounts			Account Balances Current Fiscal Year		
	This Month	Fiscal Year to Date		Beginning of		Close of This month
		This Year	Prior Year	This Year	This Month	
<b>Direct Loan Financing Activity:—Continued</b>						
Department of Agriculture:—Continued						
Rural Housing Service:						
Rural community facility loans fund .....	14	63	75	2,069	2,118	2,131
Rural housing insurance fund .....	-9	-29	-115	11,360	11,339	11,330
Multifamily housing revitalization loan account .....	2	11	(* *)	8	17	20
Rural Business-Cooperative Service:						
Rural business and industry loan fund .....	-1	(* *)	-2	-14	-14	-14
Rural development loan fund .....	-1	-2	-1	261	259	258
Rural economic development loan fund .....	1	4	(* *)	82	85	86
Rural Utilities Service:						
Rural water and waste disposal loans .....	-35	16	50	6,399	6,450	6,415
Rural electrification and telecommunications fund .....	230	759	822	28,055	28,584	28,814
Rural telephone bank .....	-1	3	-5	462	466	465
Distance learning and telemedicine program .....	-1	11	3	309	320	320
Rural development insurance fund .....	.....	.....	.....	1,065	1,065	1,065
Foreign Agricultural Service:						
P.L. 480 direct loan fund .....	-71	-587	-185	1,033	517	446
International debt reduction .....	.....	-16	61	153	137	137
Department of Commerce:						
National Oceanic and Atmospheric Administration:						
Fisheries finance .....	-2	-9	6	468	461	458
Department of Defense-Military .....	-1	14	6	197	211	211
Department of Education:						
Office of Postsecondary Education:						
College housing and academic facilities loans .....	(* *)	(* *)	-1	13	13	13
Historically Black college and university capital financing fund .....	-2	2	3	-5	-2	-3
Office of Student Financial Assistance:						
Federal direct student loans .....	3,251	3,155	-13	98,527	98,431	101,682
Department of Homeland Security:						
Disaster assistance loan fund .....	.....	.....	29	2	2	2
Department of Housing and Urban Development:						
Housing Programs:						
FHA-Mutual mortgage insurance loans .....	(* *)	-1	1	-3	-3	-4
FHA-General and special risk fund .....	.....	.....	(* *)	(* *)	(* *)	(* *)
Department of the Interior:						
Bureau of Reclamation .....	.....	(* *)	3	63	63	63
Bureau of Indian Affairs .....	(* *)	-1	-1	5	4	4
Assistance to American Samoa loan fund .....	.....	.....	(* *)	11	11	11
Department of State:						
Administration of Foreign Affairs:						
Repatriation loans .....	(* *)	(* *)	(* *)	-5	-5	-5
Department of Transportation:						
Federal Highway Administration:						
Transportation infrastructure finance and innovation fund .....	(* *)	57	15	337	394	394
Federal Railroad Administration:						
Railroad rehabilitation and improvement loan fund .....	.....	-245	16	505	260	260
Department of the Treasury:						
Departmental Offices:						
Community development financial institutions fund .....	(* *)	-1	-1	42	41	41
Financial Management Service .....	.....	.....	.....	(* *)	(* *)	(* *)
Department of Veterans Affairs:						
Veterans Benefits Administration:						
Veterans housing benefit program fund .....	(* *)	-5	9	916	910	911
Native American veteran housing fund .....	(* *)	2	(* *)	40	41	41
Vocational rehabilitation loan fund .....	(* *)	(* *)	(* *)	1	1	1
Environmental Protection Agency:						
Abatement, control, and compliance loan program .....	.....	-2	-2	16	14	14
International Assistance Program:						
International Security Assistance:						
Foreign military loan program .....	.....	(* *)	-24	13	13	13
Military debt reduction .....	.....	-8	-5	219	211	211
Agency for International Development:						
International debt reduction .....	.....	-16	-16	246	230	230
Overseas Private Investment Corporation .....	5	-24	3	654	626	631
Small Business Administration:						
Business loan fund .....	(* *)	-5	-3	106	101	101
Disaster loan fund .....	-57	-191	1,360	7,272	7,138	7,081
Independent agencies:						
Export-Import Bank of the United States .....	-42	-322	-388	3,315	3,035	2,993
Federal Communications Commission:						
Spectrum auction loan fund .....	(* *)	-5	-51	60	55	55
<b>Net Activity, Direct Loan Financing .....</b>	<b>3,198</b>	<b>2,434</b>	<b>1,488</b>	<b>168,549</b>	<b>167,785</b>	<b>170,982</b>

Note: Federal credit programs provide benefits to the public in the form of direct loans and loan guarantees. This table reflects cash transactions and balances of the nonbudgetary financing fund accounts that result from the disbursement of loans, collection of fees, repayment of principle, sale of collateral, interest, and subsidy received from the credit program accounts at net present value in accordance with the *Credit Reform Act of 1990*. Unreimbursed costs such as

administrative expenses and subsidy payments are reported on a cash basis and included within each program's budgetary totals in Table 5.

... No Transactions.

(\* \*) Less than \$500,000.

Note: Details may not add to totals due to rounding.

**Table 7. Receipts and Outlays of the U.S. Government by Month, Fiscal Year 2008**  
 [\$ millions]

Classification	Oct.	Nov.	Dec.	Jan.	Feb.	March	April	May	June	July	Aug.	Sept.	Fiscal Year To Date	Com-parable Period Prior F.Y.
<b>Receipts:</b>														
Individual income taxes .....	95,563	65,443	112,657	148,838									422,500	405,347
Corporation income taxes .....	5,955	2,699	83,879	6,060									98,592	109,710
Social insurance and retirement receipts:														
Employment and general retirement .....	59,952	64,468	66,989	82,681									274,089	257,910
Unemployment insurance .....	2,137	3,261	259	2,139									7,796	8,299
Other retirement .....	325	394	349	370									1,439	1,465
Excise taxes .....	4,452	5,871	5,718	5,032									21,072	20,860
Estate and gift taxes .....	2,413	2,057	2,460	2,336									9,266	8,589
Customs duties .....	2,509	2,478	2,127	2,234									9,348	8,353
Miscellaneous receipts .....	4,870	4,385	2,545	5,529									17,328	13,603
<b>Total—Receipts this year .....</b>	<b>178,175</b>	<b>151,055</b>	<b>276,982</b>	<b>255,217</b>									<b>861,430</b>	<b>.....</b>
<b>(On-budget) .....</b>	<b>133,146</b>	<b>102,705</b>	<b>227,125</b>	<b>191,181</b>									<b>654,157</b>	<b>.....</b>
<b>(Off-budget) .....</b>	<b>45,029</b>	<b>48,350</b>	<b>49,857</b>	<b>64,036</b>									<b>207,272</b>	<b>.....</b>
<i>Total—Receipts prior year .....</i>	<i>167,693</i>	<i>145,866</i>	<i>259,969</i>	<i>260,609</i>									<i>.....</i>	<i>834,136</i>
<i>(On budget) .....</i>	<i>124,682</i>	<i>99,872</i>	<i>214,180</i>	<i>199,519</i>									<i>.....</i>	<i>638,252</i>
<i>(Off budget) .....</i>	<i>43,011</i>	<i>45,994</i>	<i>45,789</i>	<i>61,090</i>									<i>.....</i>	<i>195,884</i>
<b>Outlays:</b>														
Legislative Branch .....	367	331	323	406									1,427	1,434
Judicial Branch .....	480	626	487	502									2,095	2,037
Department of Agriculture:														
Commodity Credit Corporation and Foreign Agricultural Service .....	6,768	3,321	2,265	1,254									13,608	16,781
Other .....	6,042	4,954	7,561	8,015									26,572	24,424
Department of Commerce .....	599	603	691	608									2,501	2,153
Department of Defense:														
Military:														
Military Personnel .....	22,698	14,124	9,871	5,971									52,664	48,438
Operation and Maintenance .....	18,139	20,364	19,052	21,106									78,661	67,735
International Reconstruction and Other Assistance .....	3	2	2	3									11	15
Procurement .....	7,351	8,175	10,791	9,142									35,459	33,191
Research, Development, Test, and Evaluation .....	5,462	5,250	7,123	7,231									25,066	25,791
Military Construction .....	912	899	934	636									3,381	2,740
Family Housing .....	364	294	420	241									1,319	1,185
Revolving and Management funds .....	1,190	1,381	729	321									3,622	2,271
Other .....	-396	-273	251	-343									-761	-329
<b>Total Military .....</b>	<b>55,724</b>	<b>50,217</b>	<b>49,174</b>	<b>44,309</b>									<b>199,423</b>	<b>181,038</b>
Department of Education .....	5,037	4,971	4,501	7,580									22,089	23,466
Department of Energy .....	1,409	881	2,209	1,243									5,741	7,228
Department of Health and Human Services:														
Public Health Service .....	3,540	3,775	4,032	3,948									15,295	15,380
Centers for Medicare and Medicaid Services:														
Grants to States for Medicaid .....	17,386	17,047	15,987	16,379									66,800	61,604
Federal hospital ins. trust fund .....	18,112	19,163	13,429	19,356									70,060	67,359
Federal supp. med. ins. trust fund .....	15,381	18,119	11,258	15,495									60,253	60,271
Other .....	19,538	22,538	12,328	16,825									71,230	79,120
Administration for Children and Families .....	3,505	4,474	3,933	4,038									15,949	15,227
Other .....	-18,969	-20,724	-16,335	-19,461									-75,490	-76,621
Department of Homeland Security .....	3,728	3,204	2,949	3,202									13,083	13,434
Department of Housing and Urban Development .....	4,150	4,042	4,206	3,890									16,288	14,655
Department of the Interior .....	914	819	1,001	912									3,647	3,099
Department of Justice .....	2,684	2,079	2,296	2,412									9,470	8,019
Department of Labor:														
Unemployment trust fund .....	2,867	2,836	3,402	4,298									13,403	11,812
Other .....	506	84	1,592	1,004									3,187	4,652
Department of State .....	1,427	1,813	1,806	1,295									6,341	4,838
Department of Transportation:														
Highway trust fund .....	3,686	2,867	2,699	2,084									11,336	10,878
Other .....	2,413	2,225	2,583	1,992									9,213	9,191
Department of the Treasury:														
Interest on Treasury debt securities (gross) .....	22,310	25,345	106,138	24,687									178,480	156,640
Other .....	809	1,321	2,683	5,100									9,914	8,583

**Table 7. Receipts and Outlays of the U.S. Government by Month, Fiscal Year 2008—Continued**  
 [\$ millions]

Classification	Oct.	Nov.	Dec.	Jan.	Feb.	March	April	May	June	July	Aug.	Sept.	Fiscal Year To Date	Comparable Period Prior F.Y.
<b>Outlays:—Continued</b>														
Department of Veterans Affairs:														
Compensation and pensions .....	3,223	6,163	3,351	207									12,943	9,208
National service life .....	77	73	70	84									304	307
United States Government Life .....	1	(*)	(*)	1									2	2
Other .....	3,534	4,186	3,282	3,220									14,223	12,735
Corps of Engineers .....	450	321	437	507									1,715	863
Other Defense Civil Programs .....	3,694	4,110	4,021	4,193									16,018	16,916
Environmental protection .....	668	677	714	687									2,745	2,819
Executive Office of the President .....	96	113	152	140									501	1,221
General Services Administration .....	21	24	36	17									98	-35
International Assistance Program:														
International Security Assistance .....	997	449	356	3,715									5,516	2,385
Multilateral Assistance .....	118	61	49	89									317	580
International Development Assistance .....	551	373	474	295									1,693	1,533
Other .....	-1,599	-1,516	-79	-452									-3,645	-1,989
National Aeronautics and Space Administration .....	1,104	1,596	1,548	1,216									5,464	4,531
National Science Foundation .....	445	478	451	394									1,768	1,668
Office of Personnel Management .....	6,326	5,026	5,352	5,987									22,691	21,413
Small Business Administration .....	71	71	73	78									293	544
Social Security Administration:														
Federal old-age and survivors ins. trust fund (off-budget) .....	40,770	40,907	41,500	41,882									165,059	156,903
Federal disability ins. trust fund (off-budget) .....	8,402	8,474	8,832	8,825									34,532	31,990
Other .....	3,387	6,692	3,306	-59									13,325	9,743
Independent agencies:														
Fed. Deposit Ins. Corp:														
Deposit insurance fund .....	962	-485	-524	-199									-246	-299
FSLIC resolution fund .....	215	-29	-44	246									388	186
Postal Service:														
Public enterprise funds (off-budget) .....	-926	287	-525	-721									-1,885	-1,089
Payments to the Postal Service fund .....	93	8	.....	8									109	112
Tennessee Valley Authority .....	195	74	-112	60									218	20
Other independent agencies .....	979	1,325	3,546	2,449									8,300	6,400
Undistributed offsetting receipts:														
Employer share, employee retirement .....	-18,288	-4,397	-4,084	-4,472									-31,241	-29,749
Interest received by trust funds .....	-1,489	-1,755	-85,937	-1,180									-90,361	-83,625
Rents and royalties on outer continental shelf lands .....	-760	-942	-721	-1,208									-3,632	-2,608
Other .....	(*)	(*)	(*)	-1									-2	-13,086
<b>Totals this year:</b>														
<b>Total outlays .....</b>	<b>233,732</b>	<b>249,293</b>	<b>228,721</b>	<b>237,379</b>									<b>949,125</b>	<b>.....</b>
<b>(On-budget) .....</b>	<b>191,305</b>	<b>200,783</b>	<b>235,395</b>	<b>193,589</b>									<b>821,072</b>	<b>.....</b>
<b>(Off-budget) .....</b>	<b>42,428</b>	<b>48,510</b>	<b>-6,674</b>	<b>43,790</b>									<b>128,054</b>	<b>.....</b>
<b>Total-surplus (+) or deficit (-) .....</b>	<b>-55,557</b>	<b>-98,238</b>	<b>+48,261</b>	<b>+17,839</b>									<b>-87,696</b>	<b>.....</b>
<b>(On-budget) .....</b>	<b>-58,158</b>	<b>-98,078</b>	<b>-8,270</b>	<b>-2,408</b>									<b>-166,914</b>	<b>.....</b>
<b>(Off-budget) .....</b>	<b>+2,601</b>	<b>-160</b>	<b>+56,531</b>	<b>+20,246</b>									<b>+79,219</b>	<b>.....</b>
<b>Total borrowing from the public ...</b>	<b>18,877</b>	<b>79,523</b>	<b>-8,975</b>	<b>-3,664</b>									<b>85,761</b>	<b>72,074</b>
<i>Total-outlays prior year .....</i>	<i>217,014</i>	<i>218,907</i>	<i>218,007</i>	<i>222,372</i>									<i>.....</i>	<i>876,301</i>
<i>(On-budget) .....</i>	<i>176,517</i>	<i>173,720</i>	<i>223,858</i>	<i>179,869</i>									<i>.....</i>	<i>753,965</i>
<i>(Off-budget) .....</i>	<i>40,497</i>	<i>45,187</i>	<i>-5,851</i>	<i>42,504</i>									<i>.....</i>	<i>122,337</i>
<i>Total-surplus (+) or deficit (-) prior year .....</i>	<i>-49,321</i>	<i>-73,042</i>	<i>+41,961</i>	<i>+38,236</i>									<i>.....</i>	<i>-42,165</i>
<i>(On-budget) .....</i>	<i>-51,836</i>	<i>-73,849</i>	<i>-9,678</i>	<i>+19,650</i>									<i>.....</i>	<i>-115,712</i>
<i>(Off-budget) .....</i>	<i>+2,514</i>	<i>+807</i>	<i>+51,639</i>	<i>+18,586</i>									<i>.....</i>	<i>+73,547</i>

... No transactions.  
 (\*) Less than \$500,000.  
 Note: Details may not add to totals due to rounding.

**Table 8. Trust Fund Impact on Budget Results and Investment Holdings as of January 31, 2008**

[\$ millions]

Classification	This Month			Fiscal Year to Date			Securities held as Investments Current Fiscal Year		
	Receipts	Outlays	Excess	Receipts	Outlays	Excess	Beginning of		Close of This Month
							This Year	This Month	
<b>Trust receipts, outlays, and investments held:</b>									
Airport and airway .....	875	1,867	-992	3,433	3,708	-275	7,931	10,357	9,073
Black lung disability .....	49	28	22	173	108	65	.....	.....	.....
Federal disability insurance .....	9,859	8,825	1,034	36,874	34,532	2,341	213,830	215,046	215,942
Federal employees life and health .....	.....	-51	51	.....	-553	553	48,857	49,376	49,427
Federal employees retirement .....	2,140	5,456	-3,316	26,731	21,168	5,563	716,797	725,699	722,356
Federal hospital insurance .....	21,537	19,441	2,096	79,065	70,360	8,705	319,377	326,096	328,005
Federal old-age and survivors insurance ...	60,374	41,882	18,491	240,052	165,059	74,993	1,968,262	2,024,392	2,042,616
Federal supplementary medical insurance ..	17,669	16,976	694	76,542	72,038	4,504	39,248	42,716	43,358
Hazardous substance superfund .....	686	104	582	1,036	441	595	2,744	2,791	3,374
Highways .....	3,134	2,442	692	10,947	13,399	-2,452	12,205	11,247	11,606
Military advances .....	1,935	1,487	448	8,889	5,192	3,697	.....	.....	.....
Military retirement .....	2,363	3,793	-1,430	58,276	14,907	43,369	190,232	224,487	223,176
Railroad retirement .....	540	1,028	-488	2,867	3,737	-870	2,007	1,800	1,917
Unemployment .....	2,149	4,306	-2,157	9,772	13,434	-3,662	74,923	73,563	70,471
Veterans life insurance .....	13	107	-95	324	319	6	11,772	11,872	11,772
All other trust .....	612	353	259	2,527	1,702	825	16,629	17,127	17,269
<b>Total trust fund receipts and outlays and investments held from Table 6-D .....</b>	<b>123,935</b>	<b>108,043</b>	<b>15,892</b>	<b>557,508</b>	<b>419,551</b>	<b>137,957</b>	<b>3,624,813</b>	<b>3,736,569</b>	<b>3,750,363</b>
Less: Interfund transactions .....	34,361	34,361	.....	257,996	257,996	.....			
Trust fund receipts and outlays on the basis of Tables 4 & 5 .....	89,574	73,682	15,892	299,512	161,554	137,957			
<b>Total Federal fund receipts and outlays .....</b>	<b>165,736</b>	<b>163,790</b>	<b>1,947</b>	<b>562,218</b>	<b>787,871</b>	<b>-225,653</b>			
Less: Interfund transactions .....	93	93	.....	300	300	.....			
Federal fund receipts and outlays on the basis of Table 4 & 5 .....	165,643	163,697	1,947	561,918	787,571	-225,653			
<b>Net budget receipts &amp; outlays .....</b>	<b>255,217</b>	<b>237,379</b>	<b>17,839</b>	<b>861,430</b>	<b>949,125</b>	<b>-87,696</b>			

Note: Interfund receipts and outlays are transactions between Federal funds and trust funds such as Federal payments and contributions, and interest and profits on investments in Federal securities. They have no net effect on overall budget receipts and outlays since the receipts side

of such transactions is offset against budget outlays. In this table, Interfund receipts are shown as an adjustment to arrive at total receipts and outlays of trust funds respectively.

**Table 9. Summary of Receipts by Source, and Outlays by Function of the U.S. Government, January 2008 and Other Periods**

[\$ millions]

Classification	This Month	Fiscal Year To Date	Comparable Period Prior Fiscal Year
<b>RECEIPTS</b>			
Individual income taxes .....	148,838	422,500	405,347
Corporation income taxes .....	6,060	98,592	109,710
Social insurance and retirement receipts:			
Employment and general retirement .....	82,681	274,089	257,910
Unemployment insurance .....	2,139	7,796	8,299
Other retirement .....	370	1,439	1,465
Excise taxes .....	5,032	21,072	20,860
Estate and gift taxes .....	2,336	9,266	8,589
Customs duties .....	2,234	9,348	8,353
Miscellaneous receipts .....	5,529	17,328	13,603
<b>Total .....</b>	<b>255,217</b>	<b>861,430</b>	<b>834,136</b>
<b>NET OUTLAYS</b>			
National defense .....	46,755	209,533	191,178
International affairs .....	5,138	10,330	7,933
General science, space, and technology .....	1,613	7,244	6,101
Energy .....	14	171	202
Natural resources and environment .....	3,006	11,330	9,772
Agriculture .....	2,773	15,787	18,827
Commerce and housing credit .....	34	1,690	1,675
Transportation .....	5,064	24,734	23,854
Community and regional development .....	2,132	9,048	9,012
Education, training, employment and social services .....	9,626	30,103	31,252
Health .....	23,268	92,297	86,503
Medicare .....	31,030	121,874	125,678
Income security .....	30,482	117,187	109,069
Social security .....	50,704	199,600	188,893
Veterans benefits and services .....	3,554	27,447	22,228
Administration of justice .....	3,787	13,519	12,458
General government .....	1,302	7,264	6,577
Net interest .....	22,776	84,838	70,529
Undistributed offsetting receipts .....	-5,680	-34,872	-45,442
<b>Total .....</b>	<b>237,379</b>	<b>949,125</b>	<b>876,301</b>

... No transactions.

Note: Details may not add to totals due to rounding.

# Explanatory Notes

## 1. Flow of Data Into Monthly Treasury Statement

The *Monthly Treasury Statement (MTS)* is assembled from data in the central accounting system. The major sources of data include monthly accounting reports by Federal entities and disbursing officers, and daily reports from the Federal Reserve banks. These reports detail accounting transactions affecting receipts and outlays of the Federal Government and off-budget Federal entities, and their related effect on the assets and liabilities of the U.S. Government. Information is presented in the *MTS* on a modified cash basis.

## 2. Notes on Receipts

Receipts included in the report are classified into the following major categories: (1) budget receipts and (2) offsetting collections (also called applicable receipts). Budget receipts are collections from the public that result from the exercise of the Government's sovereign or governmental powers, excluding receipts offset against outlays. These collections, also called governmental receipts, consist mainly of tax receipts (including social insurance taxes), receipts from court fines, certain licenses, and deposits of earnings by the Federal Reserve System. Refunds of receipts are treated as deductions from gross receipts.

Offsetting collections are from other Government accounts or the public that are of a business-type or market-oriented nature. They are classified into two major categories: (1) offsetting collections credited to appropriations or fund accounts, and (2) offsetting receipts (i.e., amounts deposited in receipt accounts). Collections credited to appropriation or fund accounts normally can be used without appropriation action by Congress. These occur in two instances: (1) when authorized by law, amounts collected for materials or services are treated as reimbursements to appropriations and (2) in the three types of revolving funds (public enterprise, intragovernmental, and trust); collections are netted against spending, and outlays are reported as the net amount.

Offsetting receipts in receipt accounts cannot be used without being appropriated. They are subdivided into two categories: (1) proprietary receipts—these collections are from the public and they are offset against outlays by agency and by function, and (2) intragovernmental funds—these are payments into receipt accounts from Governmental appropriation or funds accounts. They finance operations within and between Government agencies and are credited with collections from other Government accounts. The transactions may be intrabudgetary when the payment and receipt both occur within the budget or from receipts from off-budget Federal entities in those cases where payment is made by a Federal entity whose budget authority and outlays are excluded from the budget totals.

Intrabudgetary transactions are subdivided into three categories: (1) interfund transactions, where the payments are from one fund group (either Federal funds or trust funds) to a receipt account in the other fund group; (2) Federal intrafund transactions, where the payments and receipts both occur within the Federal fund group; and (3) trust intrafund transactions, where the payments and receipts both occur within the trust fund group.

Offsetting receipts are generally deducted from budget authority and outlays by function, by subfunction, or by agency. There are four types of receipts, however, that are deducted from budget totals as undistributed offsetting receipts. They are: (1) agencies' payments (including payments by off-budget Federal entities) as employers into employees retirement funds, (2) interest received by trust funds, (3) rents and royalties on the Outer Continental Shelf lands, and (4) other interest (i.e., interest collected on Outer Continental Shelf money in deposit funds when such money is transferred into the budget).

## 3. Notes on Outlays

Outlays are generally accounted for on the basis of checks issued, electronic funds transferred, or cash payments made. Certain outlays do not require issuance of cash or checks. An example is charges made against appropriations for that part of employees' salaries withheld for taxes or savings bond allotments — these are counted as payments to the employee and credits for whatever purpose the money was withheld.

Outlays are stated net of offsetting collections (including receipts of revolving and management funds) and of refunds. Interest on the public debt (public issues) is recognized on the accrual basis. Federal credit programs subject to the Federal Credit Reform Act of 1990 use the cash basis of accounting and are divided into two components. The portion of the credit activities that involve a cost to the Government (mainly subsidies) is included within the budget program accounts. The remaining portion of the credit activities are in non-budget financing accounts. Outlays of off-budget Federal entities are excluded by law from budget totals. However, they are shown separately and combined with the on-budget outlays to display total Federal outlays.

## 4. Processing

The data on payments and collections are reported by account symbol into the central accounting system. In turn, the data are extracted from this system for use in the preparation of the *MTS*.

There are two major checks which are conducted to assure the consistency of the data reported:

1. Verification of payment data. The monthly payment activity reported by Federal entities on their Statements of Transactions is compared to the payment activity of Federal entities as reported by disbursing officers.
2. Verification of collection data. Reported collections appearing on Statements of Transactions are compared to deposits as reported by Federal Reserve banks.

## 5. Other Sources of Information About Federal Government Financial Activities

- *A Glossary of Terms Used in the Federal Budget Process, January 1995* (Available from the U.S. Government Accountability Office, at <http://www.gao.gov/new.items/d05734sp>, or by calling 203-512-6000. This glossary provides a basic reference document of standardized definitions of terms used by the Federal Government in the budgetmaking process.

- *Daily Treasury Statement* (Available on the Internet at <http://www.fms.treas.gov/>). The *Daily Treasury Statement* is published each working day of the Federal Government and provides data on the cash and debt operations of the Treasury.

- *Monthly Statement of the Public Debt of the United States* (Available from GPO, Washington, D.C. 20402 on a subscription basis only and on the Internet at <http://www.publicdebt.treas.gov/opd/opd.htm>). This publication provides detailed information concerning the public debt.

- *Treasury Bulletin* (Available from GPO, Washington, D.C. 20402, by subscription or single copy and on the Internet at <http://www.fms.treas.gov/>). Quarterly. Contains a mix of narrative, tables, and charts on Treasury issues, Federal financial operations, international statistics, and special reports.

- *Budget of the United States Government, Fiscal Year 20* — (Available from GPO, Washington, D.C. 20402 and on the Internet at <http://access.gpo.gov/>). This publication is a single volume which provides budget information and contains:

- Budget of the United States Government, FY 20* —
- Appendix, The Budget of the United States Government, FY 20* —
- Analytical Perspectives*
- Historical Tables*

- *Combined Statement of Receipts, Outlays, and Balances of the United States Government* (Available from Financial Management Service, U.S. Department of the Treasury, Washington, D.C. 20227 and on the Internet at <http://www.fms.treas.gov/annualreport>). This report includes budgetary results at the summary level and presents individual receipt and appropriation accounts at the detail level.

**Scheduled Release**

**The release date for the February 2008  
Statement will be 2:00 p.m. EST March 12, 2008.**

For sale by the Superintendent of Documents, U.S. Government Printing  
Office, Washington, D.C. 20402 (202) 512-1800. The subscription price is  
\$58.00 per year (domestic), \$81.20 per year (foreign).  
No single copies are sold.

The Monthly Treasury Statement is now available on the Department of Commerce's Economic Bulletin Board.  
For information call (202) 482-1986.

Internet service subscribers can access the current issue of the Monthly Treasury Statement through the  
Financial Management Service's home page:

<http://www.fms.treas.gov/>